

Fig.61

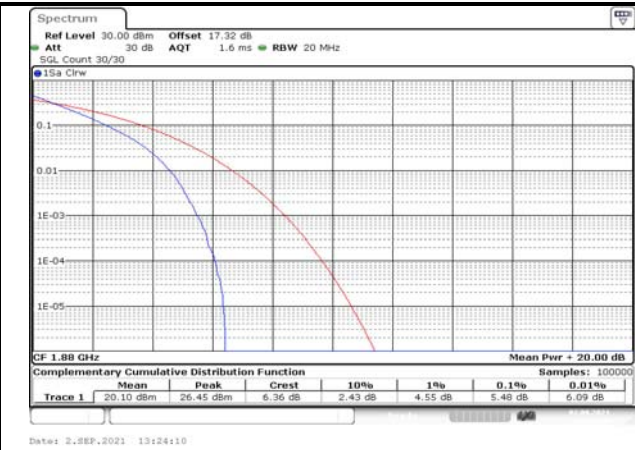


Fig.62

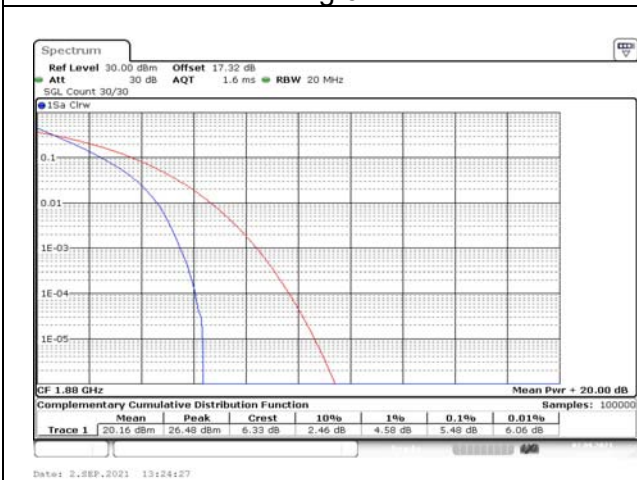


Fig.63

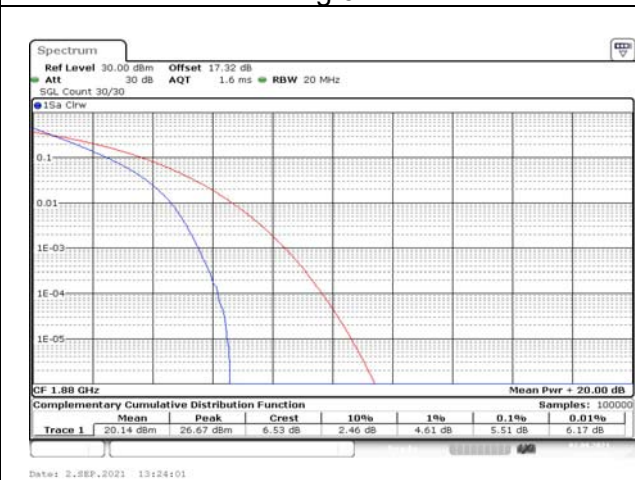


Fig.64

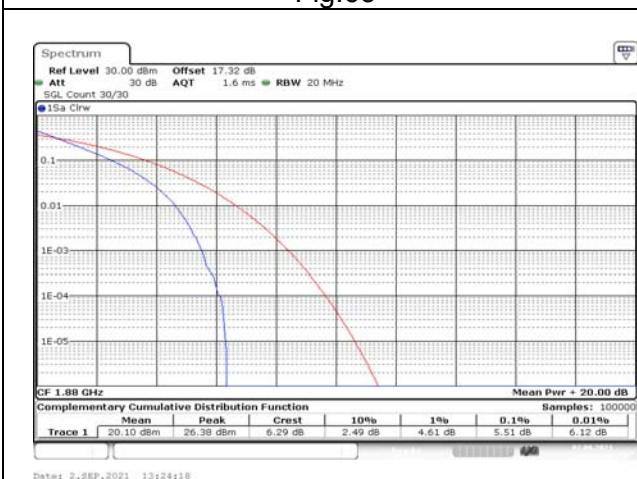


Fig.65

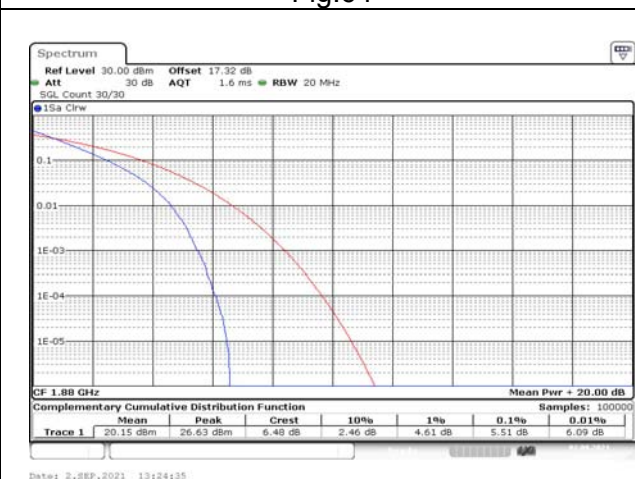


Fig.66



Fig.67

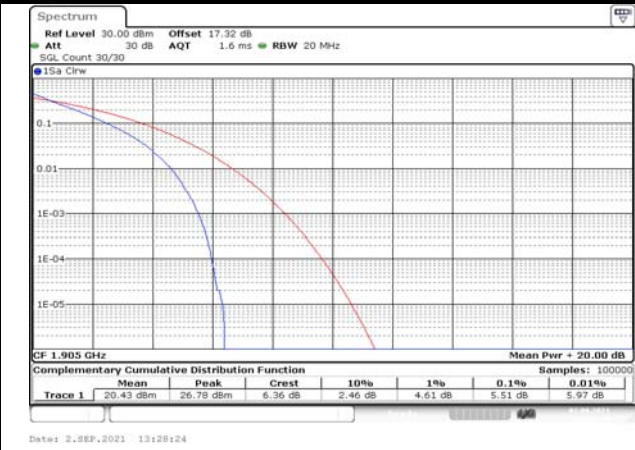


Fig.68

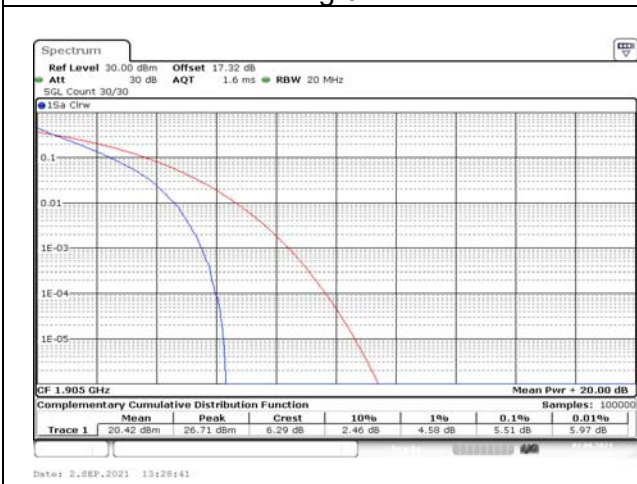


Fig.69

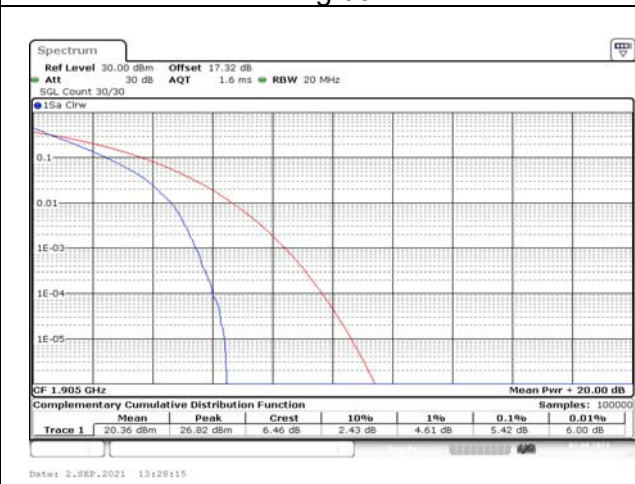


Fig.70

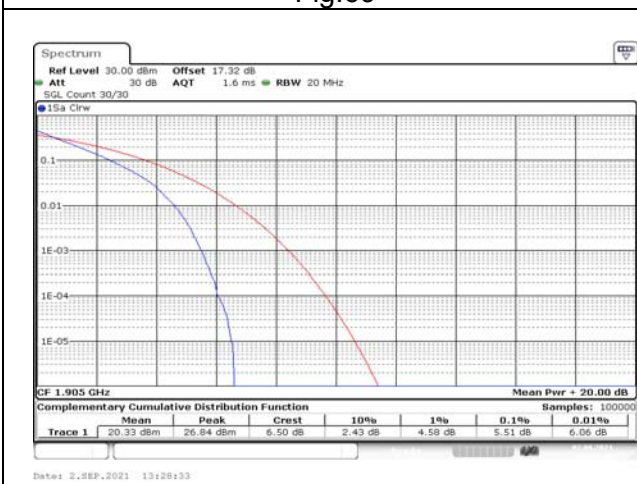


Fig.71

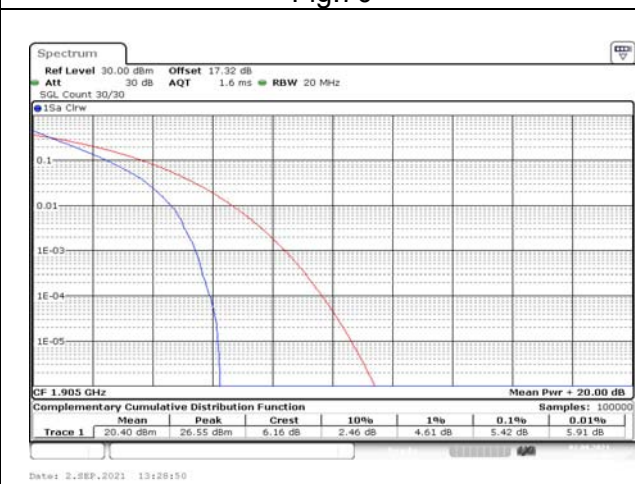


Fig.72



Fig.73



Fig.74

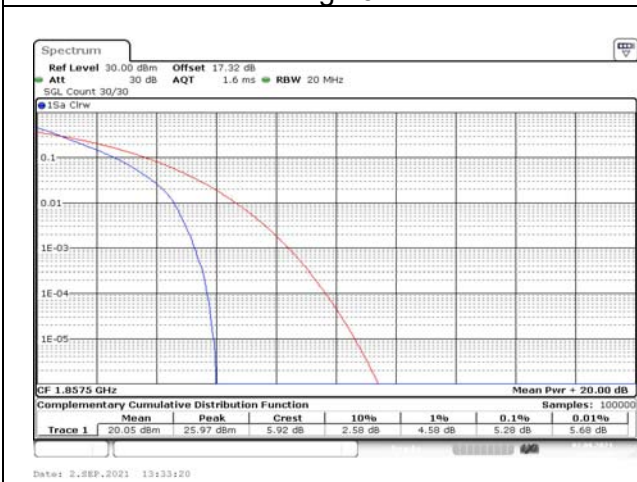


Fig.75

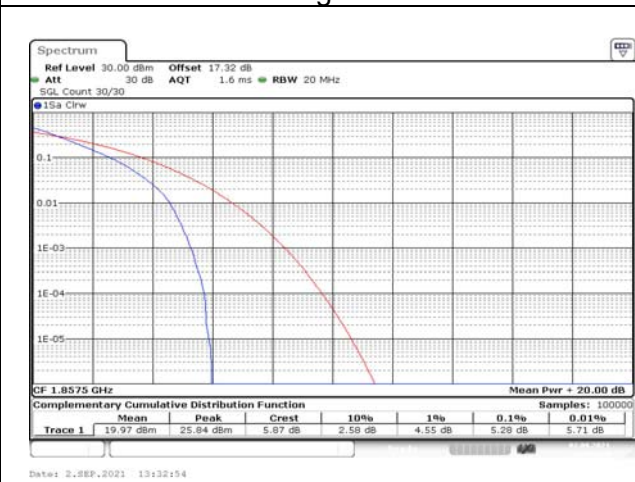


Fig.76

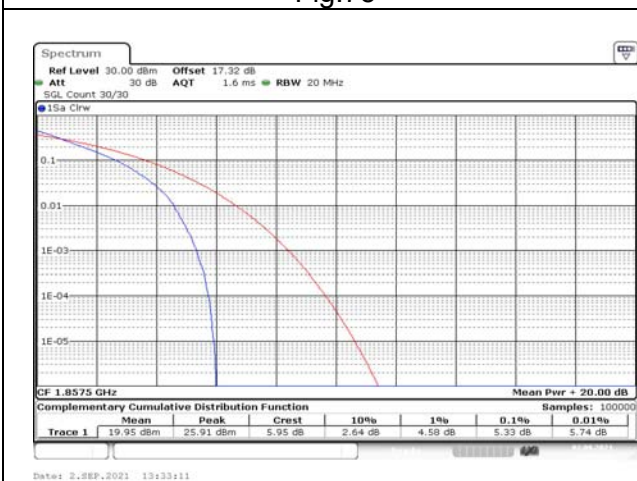


Fig.77

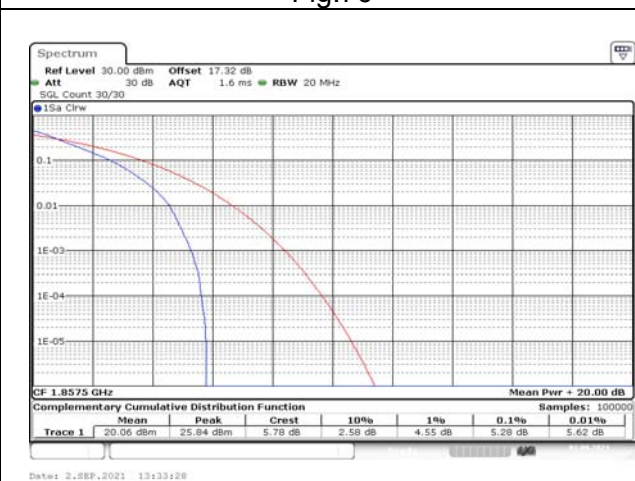


Fig.78

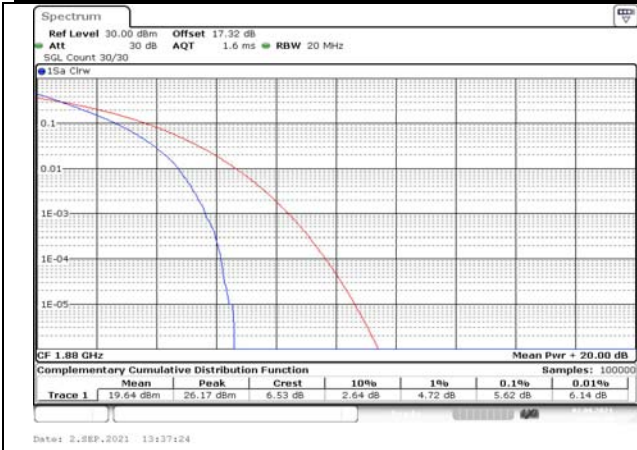


Fig.79

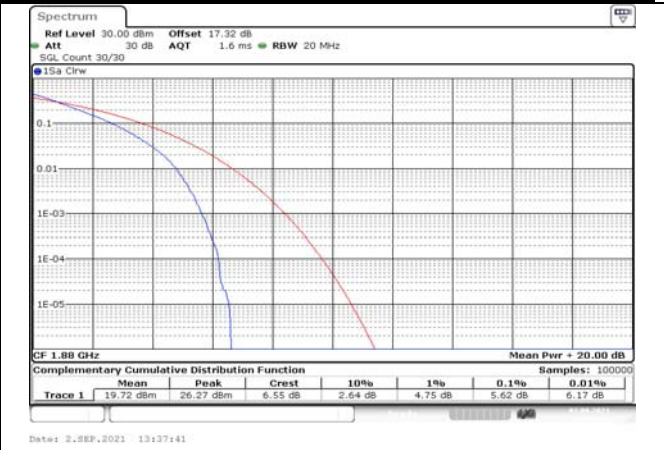


Fig.80

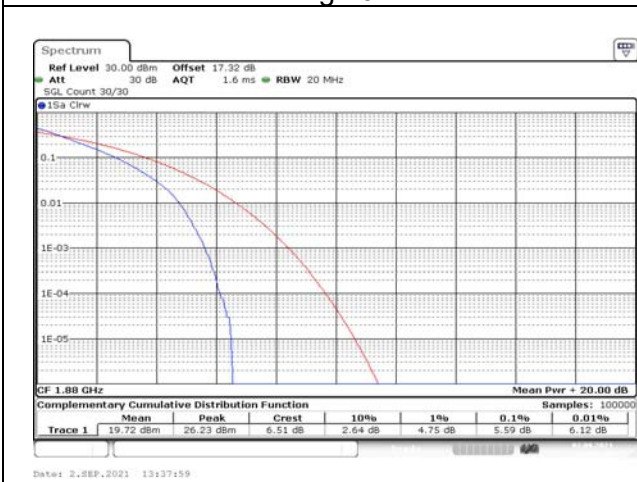


Fig.81

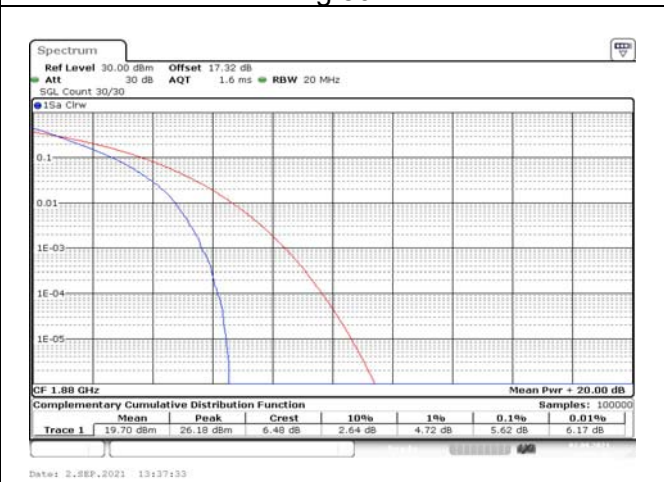


Fig.82

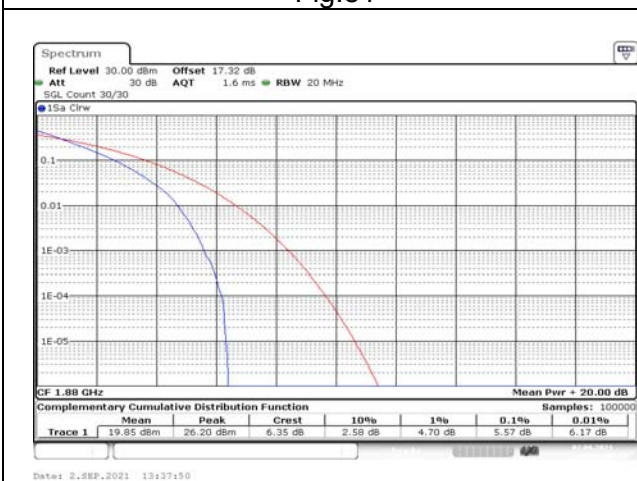


Fig.83

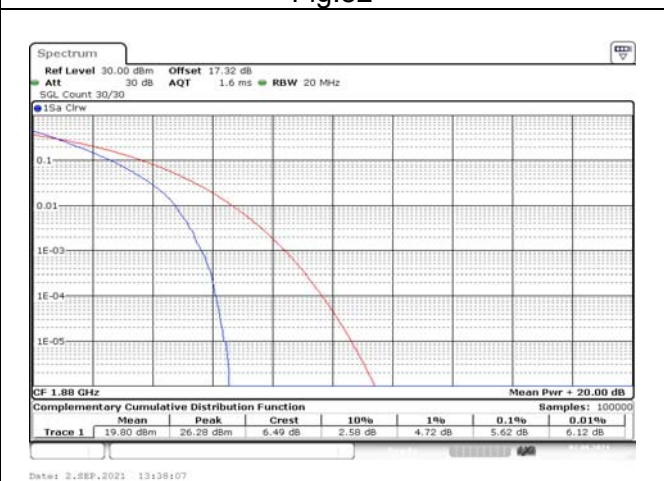


Fig.84

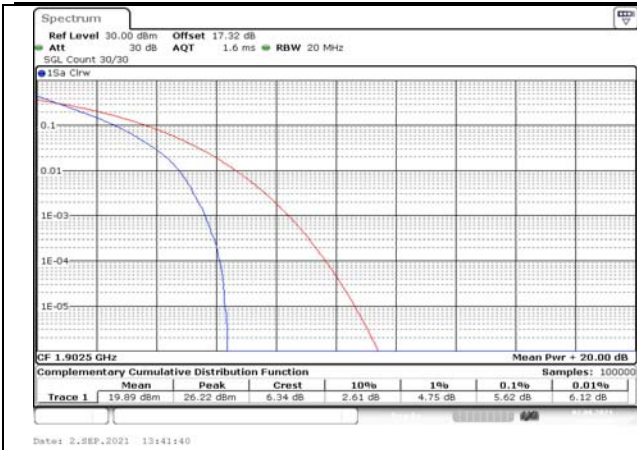


Fig.85

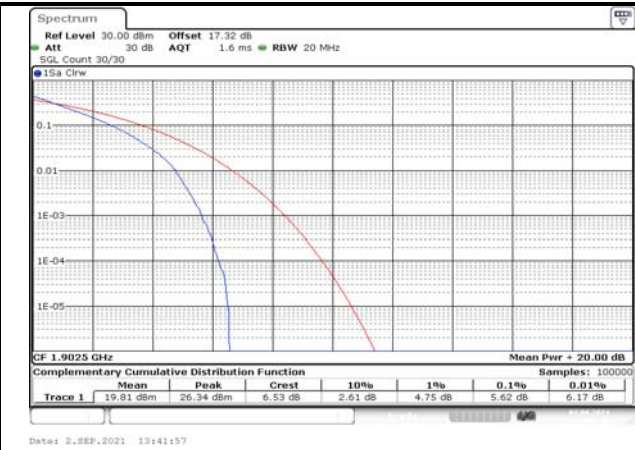


Fig.86

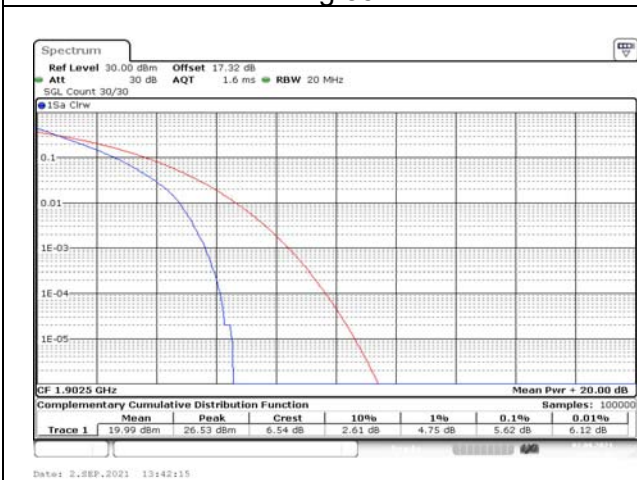


Fig.87

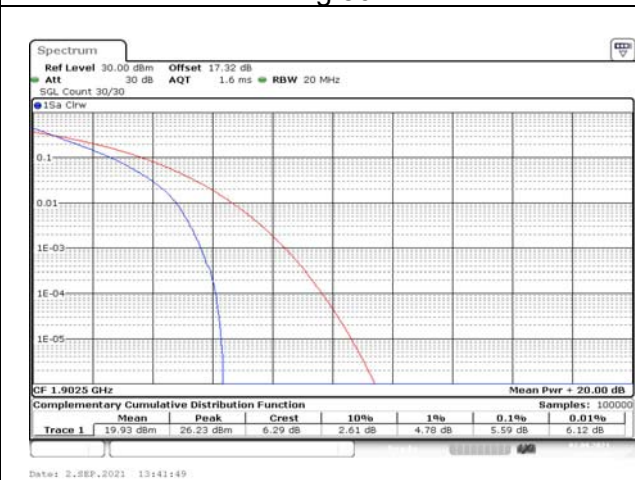


Fig.88

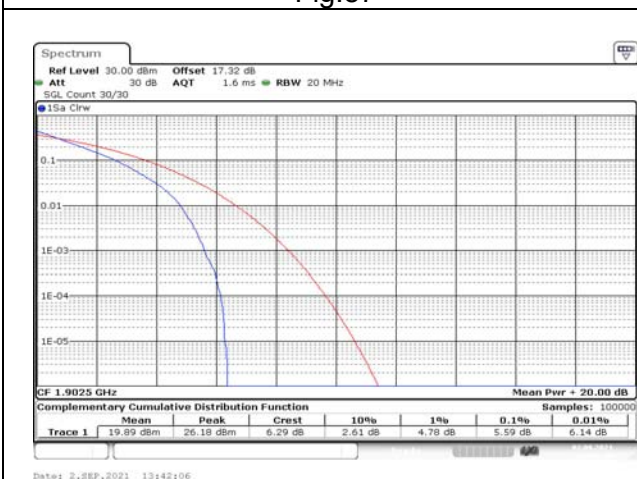


Fig.89

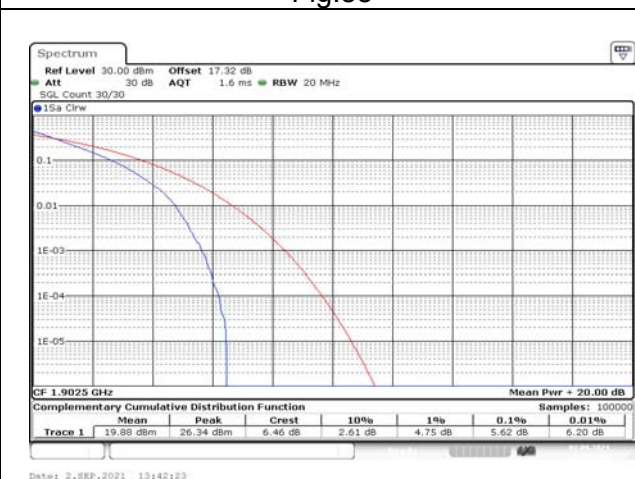


Fig.90

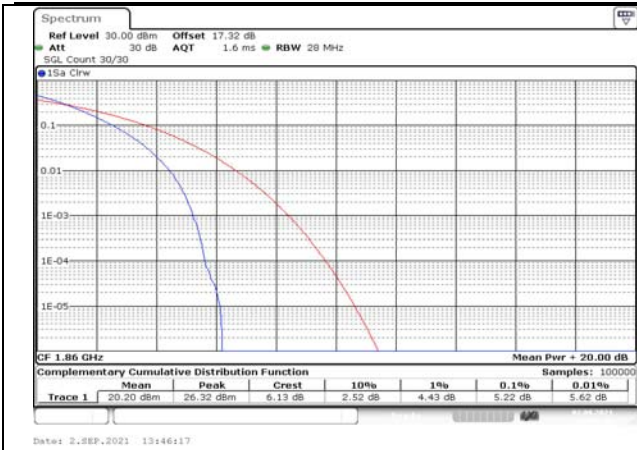


Fig.91

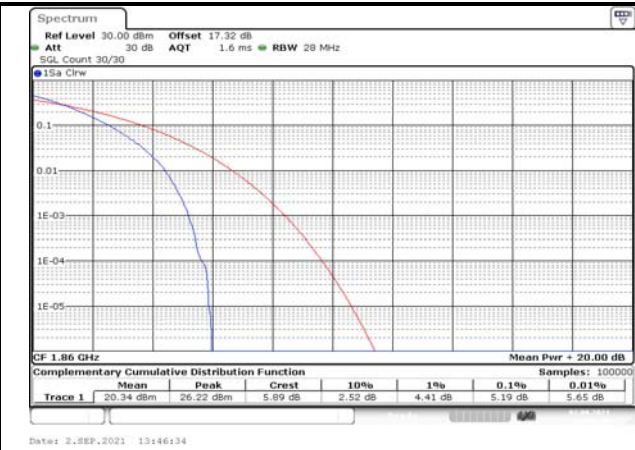


Fig.92

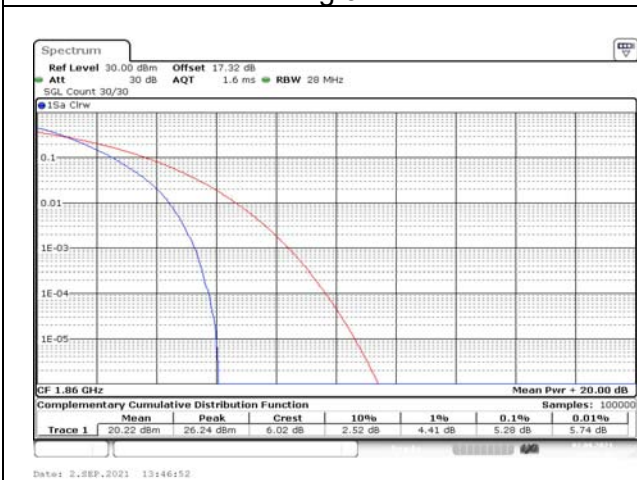


Fig.93

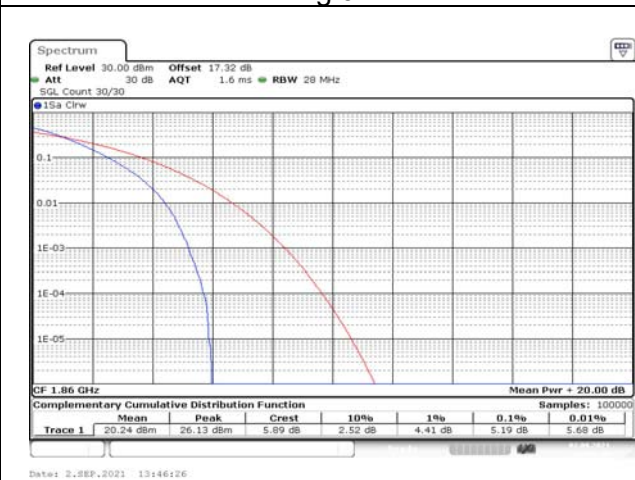


Fig.94

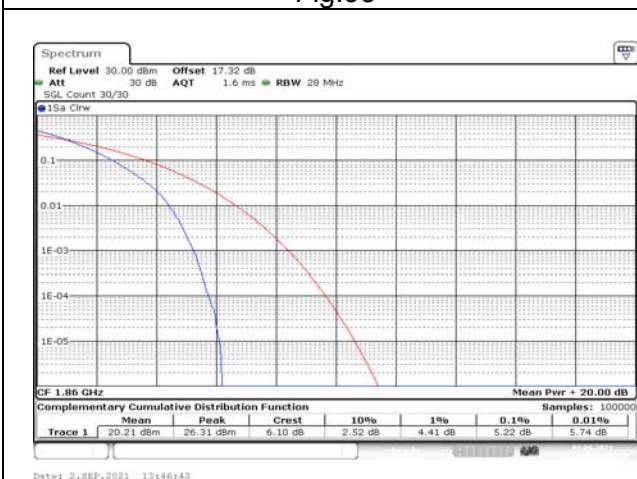


Fig.95

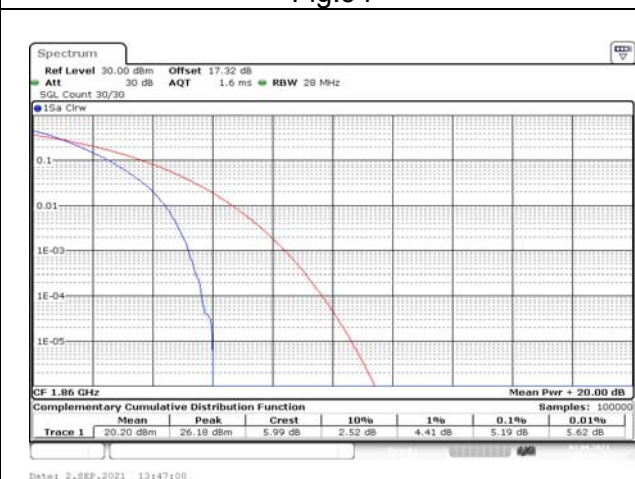


Fig.96



Fig.97

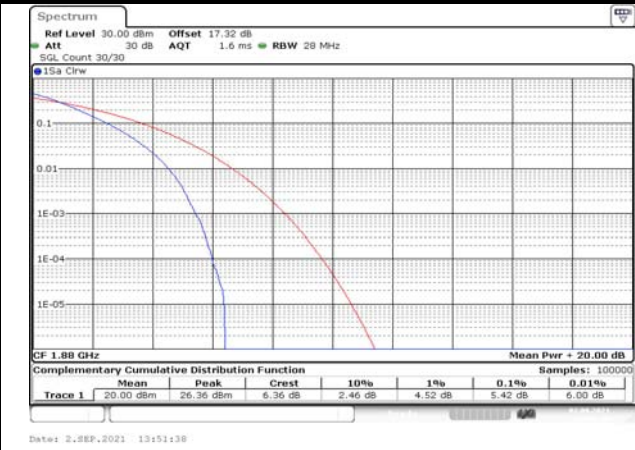


Fig.98

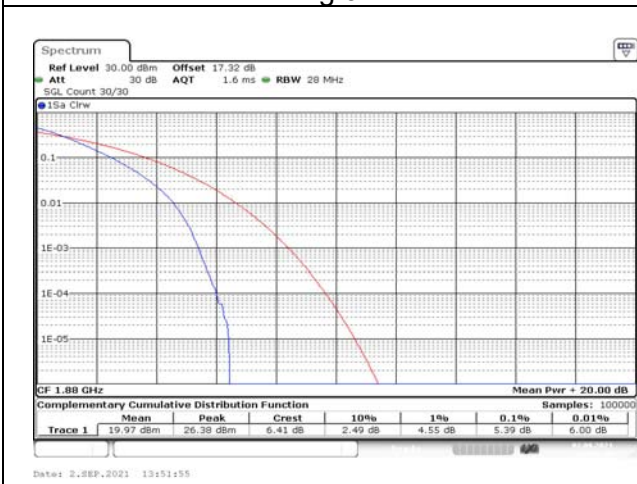


Fig.99

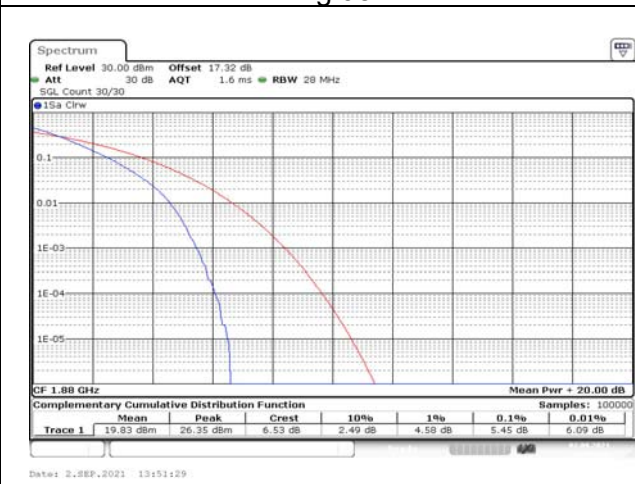


Fig.100

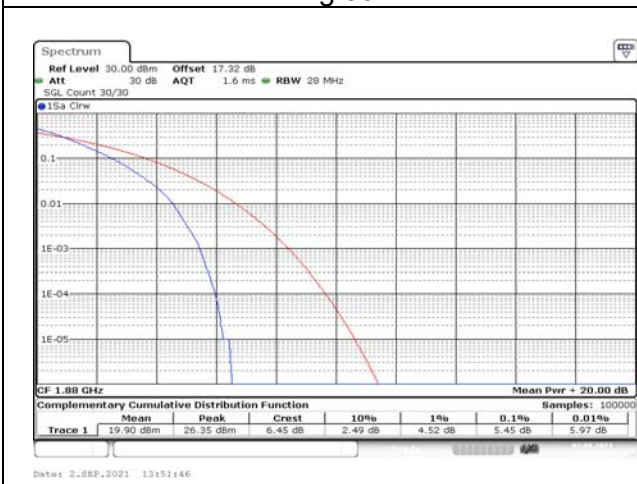


Fig.101

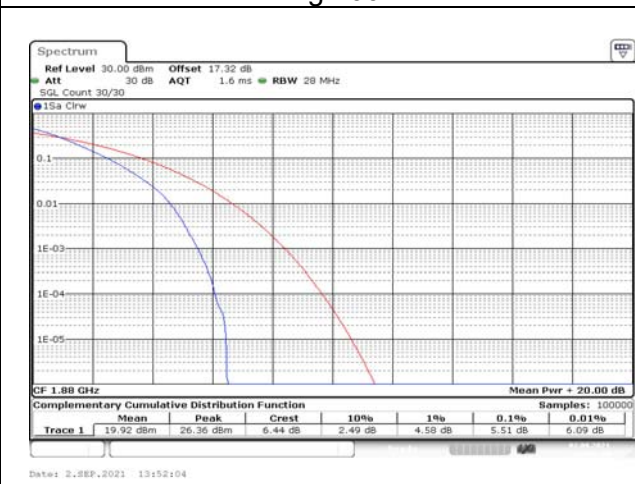


Fig.102

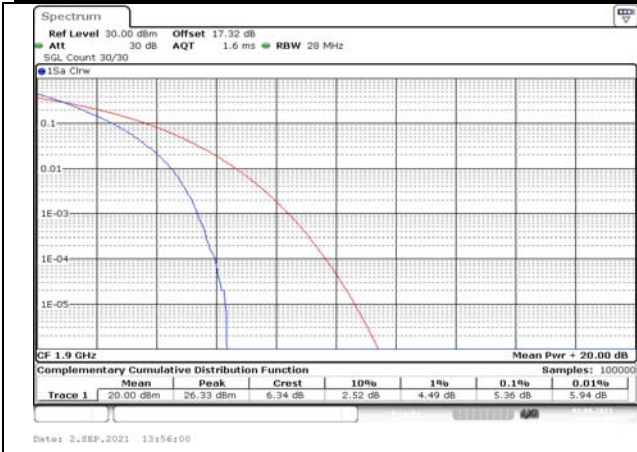


Fig.103



Fig.104

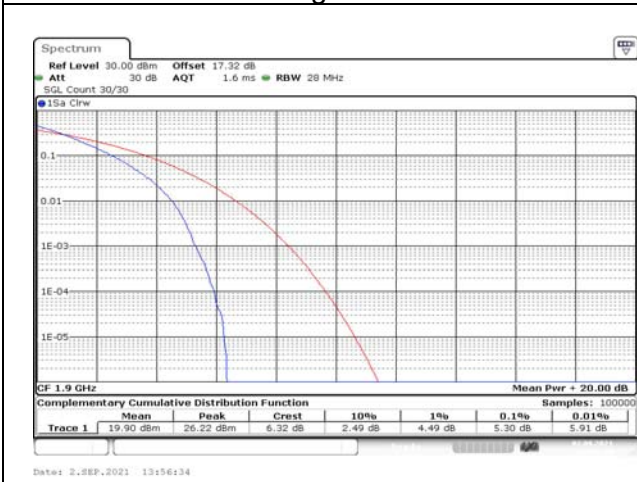


Fig.105

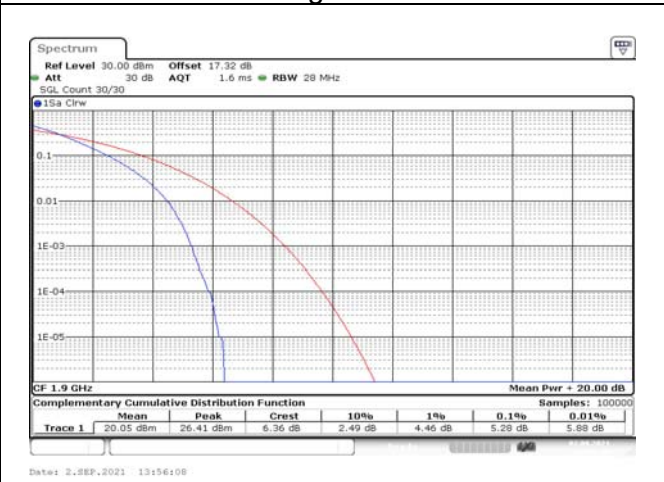


Fig.106

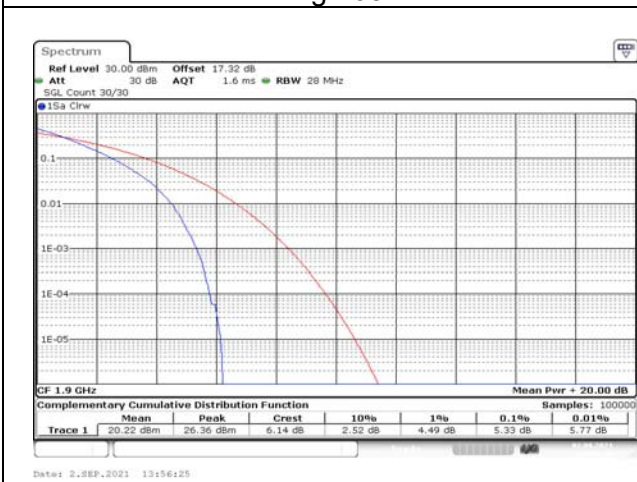


Fig.107

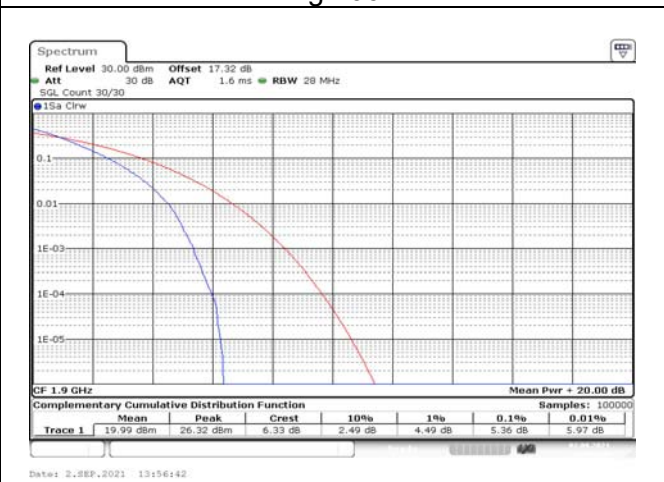


Fig.108

5 Spurious Emissions at antenna terminal

Band	Carrier frequency (MHz)	Channel	BW	RB Size	RB Offset	Conducted Spurious Plot
						QPSK
2	1860	18700	20	1	0	Fig.1
	1880	18900		1	0	Fig.2
	1900	19100		1	0	Fig.3

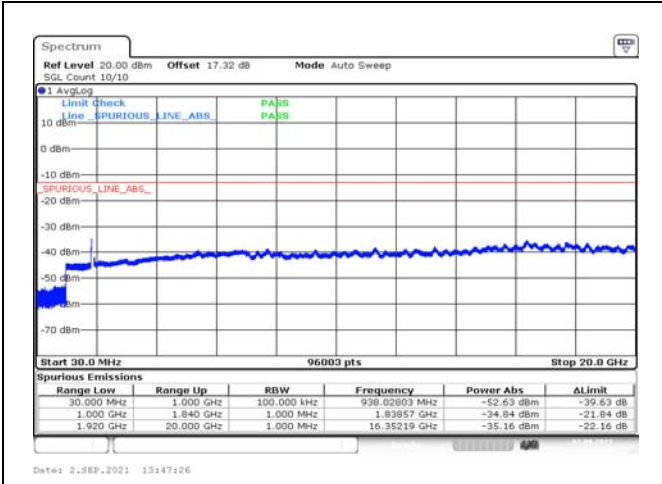


Fig.1

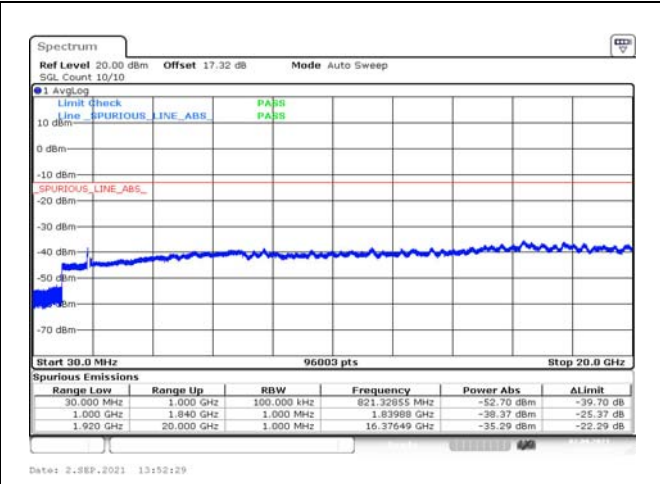


Fig.2

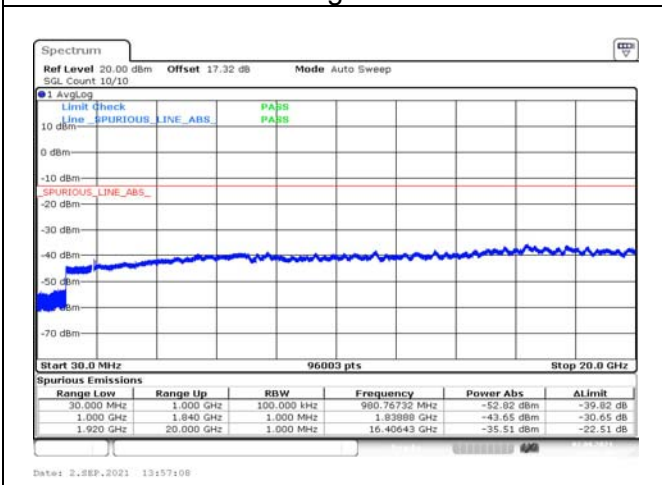


Fig.3

6 Band Edges Compliance

Band	Carrier frequency (MHz)	Channel	BW	RB Size	RB Offset	Band Edges Plot
						QPSK
2	1850.7	18607	1.4	1	0	Fig.1
				6	0	Fig.2
	1909.3	19193		1	5	Fig.3
				6	0	Fig.4
	1851.5	18615	3	1	0	Fig.5
				15	0	Fig.6
	1908.5	19185		1	14	Fig.7
				15	0	Fig.8
	1852.5	18625	5	1	0	Fig.9
				25	0	Fig.10
	1907.5	19175		1	24	Fig.11
				25	0	Fig.12
	1855	18650	10	1	0	Fig.13
				50	0	Fig.14
	1905	19150		1	49	Fig.15
				50	0	Fig.16
	1857.5	18675	15	1	0	Fig.17
				75	0	Fig.18
	1902.5	19125		1	74	Fig.19
				75	0	Fig.20
	1860	18700	20	1	0	Fig.21
				100	0	Fig.22
	1900	19100		1	99	Fig.23
				100	0	Fig.24

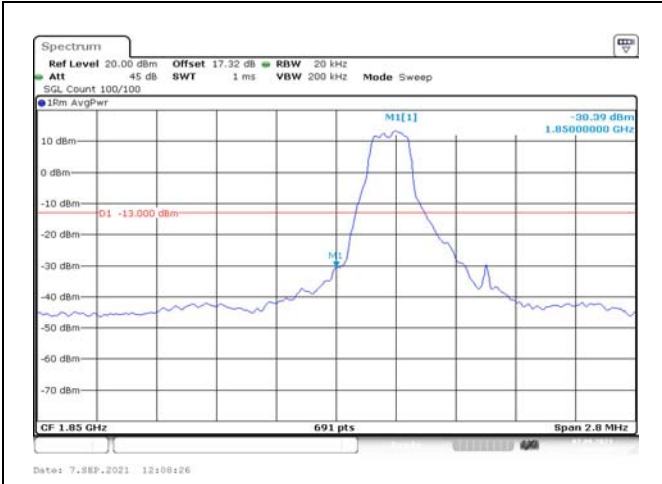


Fig.1

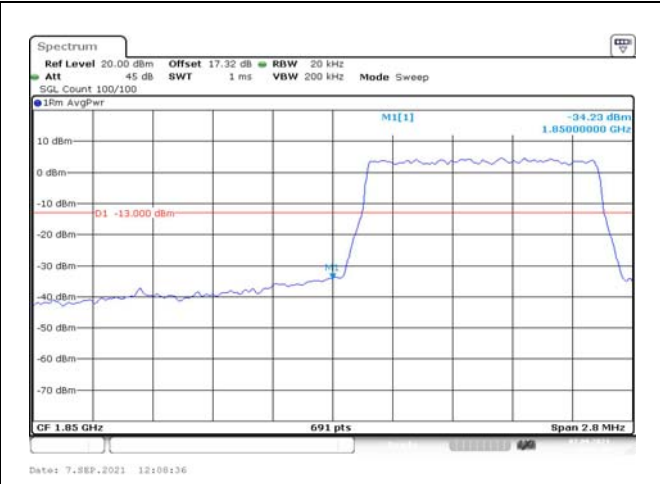


Fig.2



Fig.3

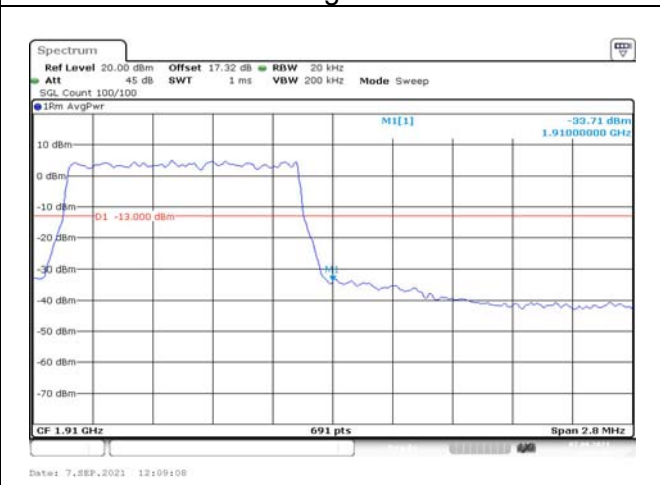


Fig.4

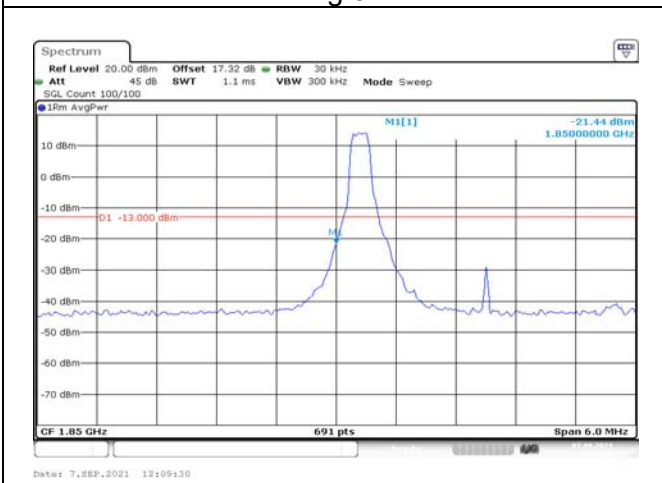


Fig.5

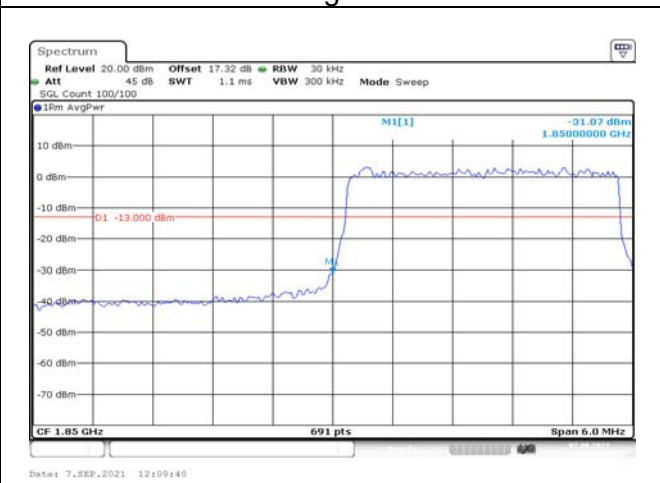


Fig.6

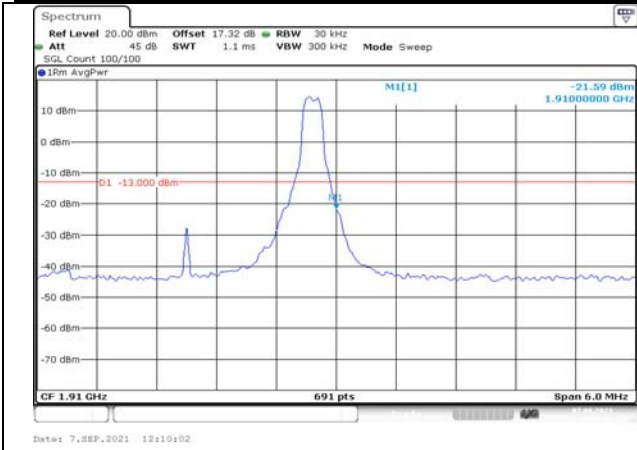


Fig.7



Fig.8

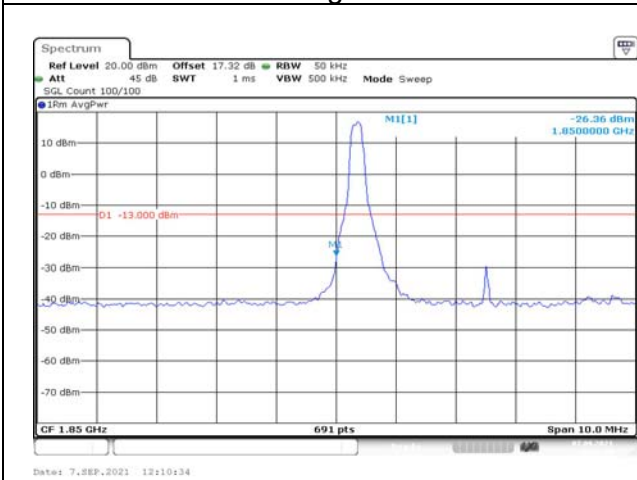


Fig.9

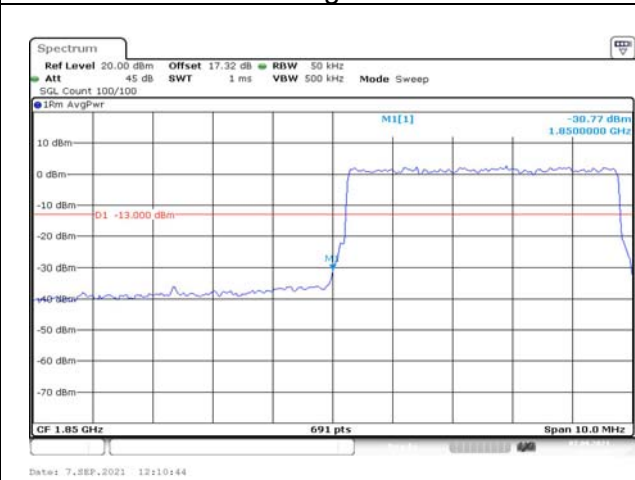


Fig.10

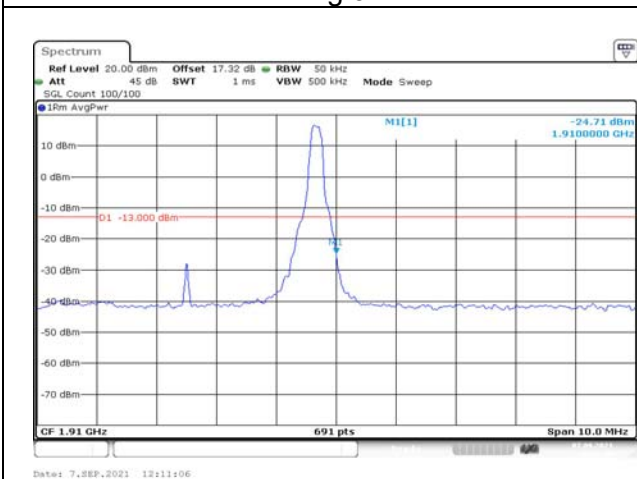


Fig.11

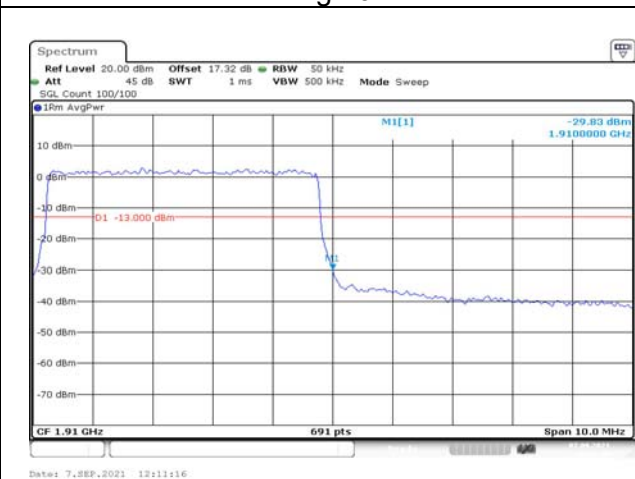


Fig.12

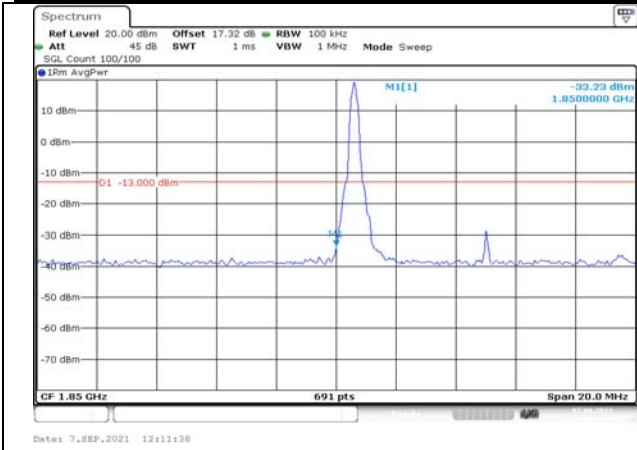


Fig. 13

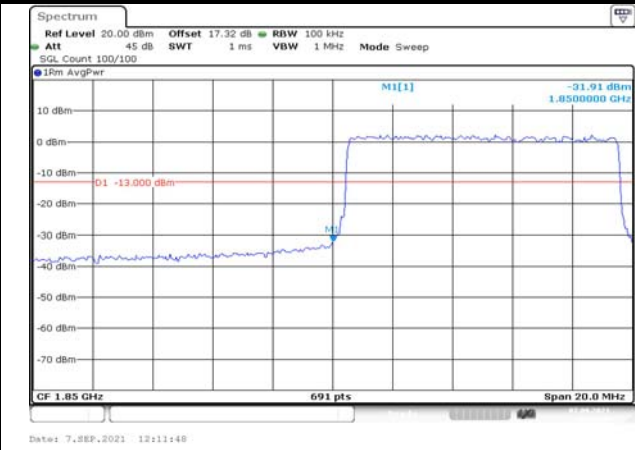


Fig. 14

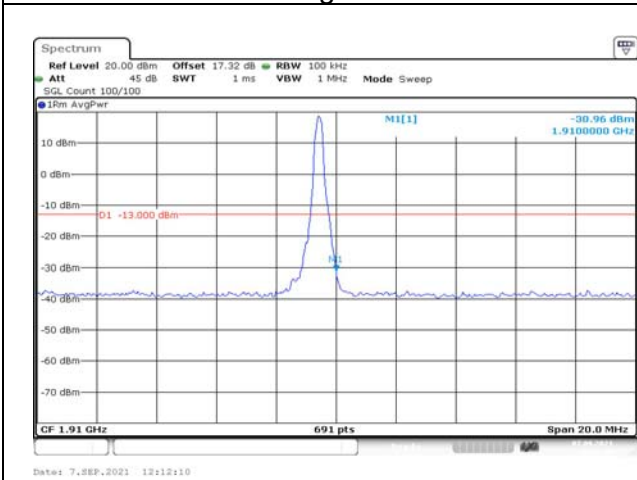


Fig. 15

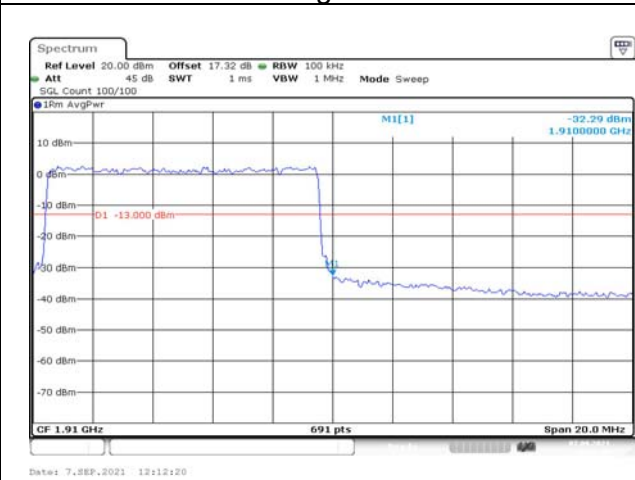


Fig. 16

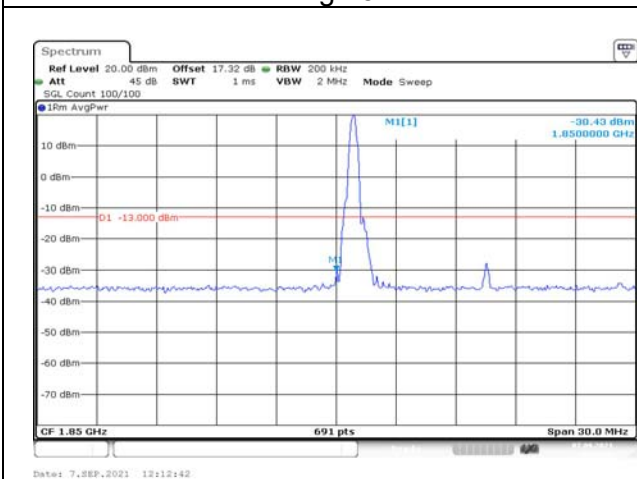


Fig. 17

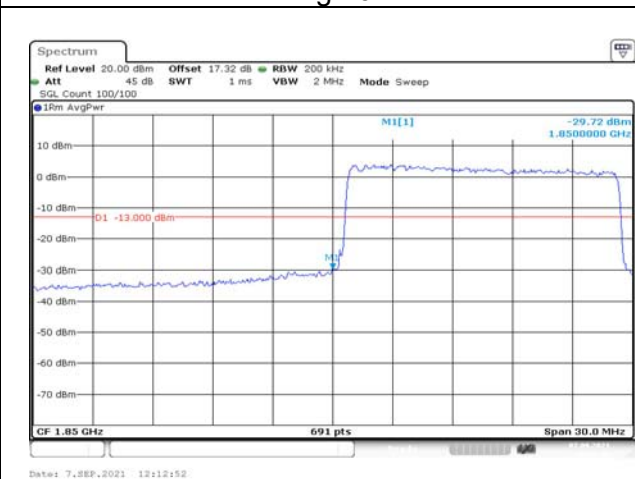


Fig. 18

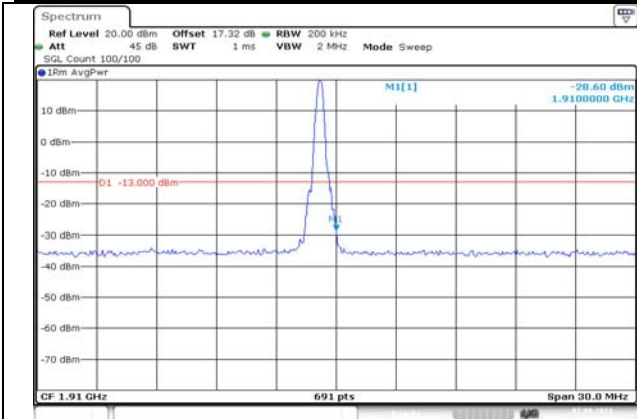


Fig.19

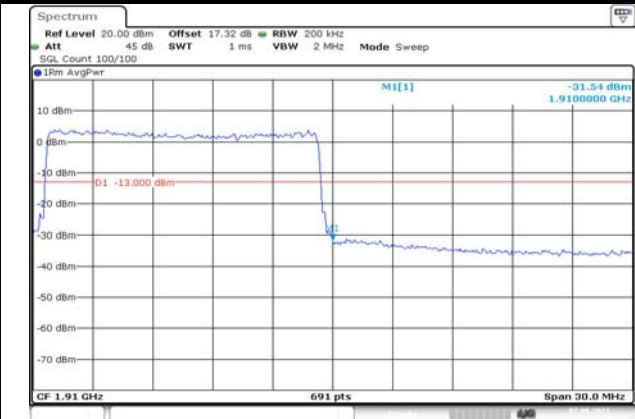


Fig.20

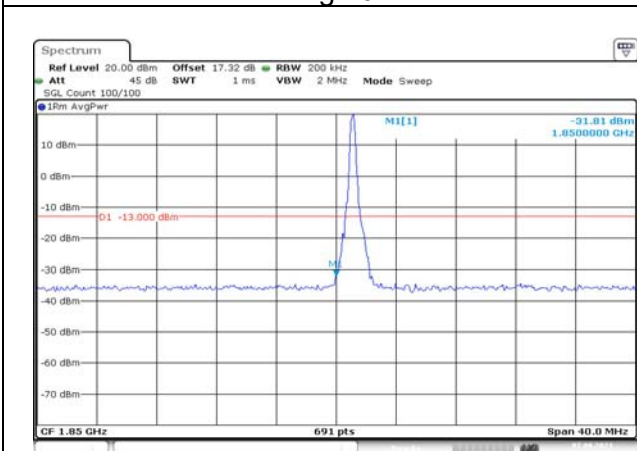


Fig.21

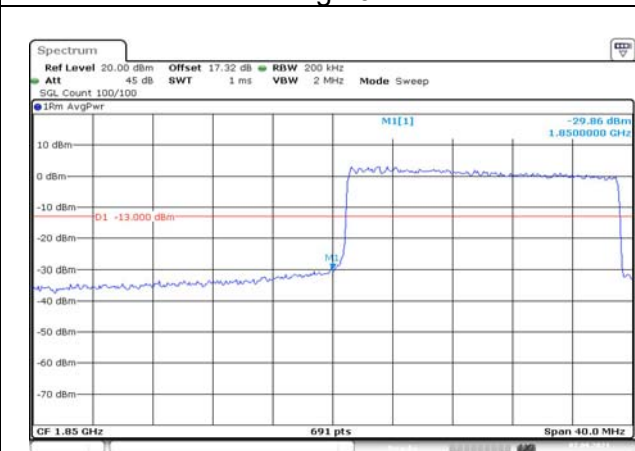


Fig.22

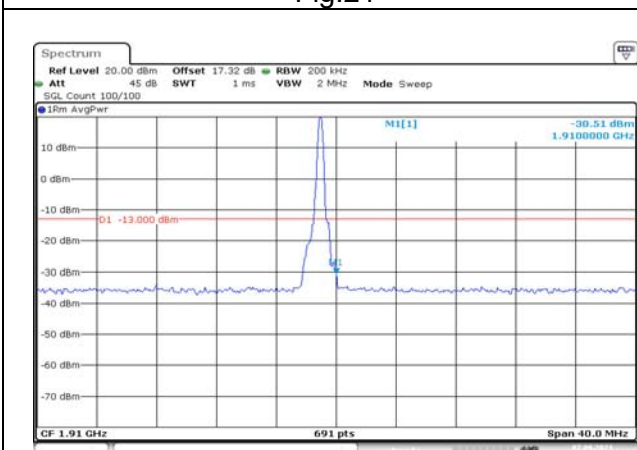


Fig.23

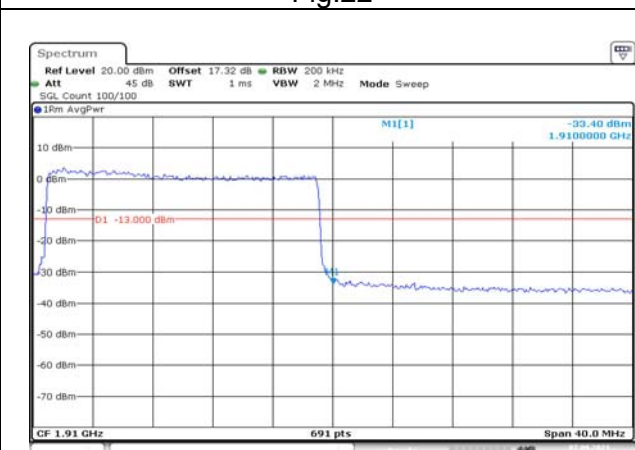


Fig.24

7 Frequency Stability

Temperature(°C)	Voltage	Test Result (ppm) Band2 Low Channel QPSK					
		1.4M	3M	5M	10M	15M	20M
-20	NV	-0.004	0.001	0.000	0.002	0.001	0.000
-10	NV	0.000	0.002	0.000	0.001	0.001	0.000
0	NV	0.001	0.002	-0.001	0.001	0.000	0.000
+20	NV	0.000	-0.001	0.002	0.001	-0.001	0.001
+20	HV	-0.005	-0.001	0.000	0.001	0.000	0.000

Temperature(°C)	Voltage	Test Result (ppm) Band2 High Channel QPSK					
		1.4M	3M	5M	10M	15M	20M
-20	NV	0.001	0.001	0.002	0.001	0.000	0.000
-10	NV	-0.003	0.000	-0.001	-0.001	0.001	0.001
0	NV	-0.009	0.002	0.000	0.001	0.001	0.001
+20	NV	-0.011	0.001	0.002	0.000	0.000	0.000
+20	HV	0.000	0.000	-0.001	0.001	0.000	0.002

8 Effective Radiated Power and Effective Isotropic Radiated Power

Modulation	Carrier frequency (MHz)	UL Channel	BW	RB Size	RB Offset	Conduct ed power (dBm)	ERP/ EIRP (dBm)	ERP/ EIRP (W)
QPSK	1850.7	18607	1.4	1	0	22.25	21.15	0.130
				1	3	22.31	21.21	0.132
				1	5	22.18	21.08	0.128
				3	0	22.23	21.13	0.130
				3	1	22.26	21.16	0.131
				3	3	22.19	21.09	0.129
	6	0		21.31	20.21	0.105		
	1	0		21.96	20.86	0.122		
	1	3		21.87	20.77	0.119		
	1	5		21.83	20.73	0.118		
	3	0		21.85	20.75	0.119		
	3	1		21.89	20.79	0.120		
	3	3		21.86	20.76	0.119		
	6	0		20.87	19.77	0.095		
	1	0		22.15	21.05	0.127		
	1	3		22.09	20.99	0.126		
	1	5		22.06	20.96	0.125		
	3	0		22.10	21.00	0.126		
3	1	22.09	20.99	0.126				
3	3	22.05	20.95	0.124				
6	0	21.09	19.99	0.100				
16QAM	1850.7	18607	1	0	21.36	20.26	0.106	
			1	3	21.34	20.24	0.106	
			1	5	21.28	20.18	0.104	
			3	0	21.38	20.28	0.107	
			3	1	21.38	20.28	0.107	
			3	3	21.33	20.23	0.105	
	6	0	20.49	19.39	0.087			
	1	0	20.90	19.80	0.095			
	1	3	21.07	19.97	0.099			
	1	5	21.01	19.91	0.098			
	3	0	20.99	19.89	0.097			
	3	1	21.08	19.98	0.100			
	3	3	21.01	19.91	0.098			
	6	0	20.02	18.92	0.078			
	1	0	21.33	20.23	0.105			
	1	3	21.40	20.30	0.107			
	1	5	21.30	20.20	0.105			
	3	0	21.14	20.04	0.101			
3	1	21.19	20.09	0.102				
3	3	21.07	19.97	0.099				
6	0	20.18	19.08	0.081				

Modulation	Carrier frequency (MHz)	UL Channel	BW	RB Size	RB Offset	Conduct ed power (dBm)	ERP/ EIRP (dBm)	ERP/ EIRP (W)
64QAM	1850.7	18607	1.4	1	0	20.72	19.62	0.092
				1	3	20.73	19.63	0.092
				1	5	20.62	19.52	0.090
				3	0	20.51	19.41	0.087
				3	1	20.55	19.45	0.088
				3	3	20.52	19.42	0.087
	1880	18900		6	0	19.32	18.22	0.066
				1	0	20.49	19.39	0.087
				1	3	20.41	19.31	0.085
				1	5	20.32	19.22	0.084
				3	0	20.19	19.09	0.081
				3	1	20.25	19.15	0.082
	1909.3	19193		3	3	20.17	19.07	0.081
				6	0	19.02	17.92	0.062
				1	0	19.93	18.83	0.076
				1	3	19.97	18.87	0.077
				1	5	19.88	18.78	0.076
				3	0	20.28	19.18	0.083
				3	1	20.29	19.19	0.083
				3	3	20.21	19.11	0.081
				6	0	19.25	18.15	0.065

Modulation	Carrier frequency (MHz)	UL Channel	BW	RB Size	RB Offset	Conduct ed power (dBm)	ERP/ EIRP (dBm)	ERP/ EIRP (W)
QPSK	1851.5	18615	3	1	0	22.39	21.29	0.135
				1	8	22.26	21.16	0.131
				1	14	22.22	21.12	0.129
				8	0	21.41	20.31	0.107
				8	4	21.36	20.26	0.106
				8	7	21.29	20.19	0.104
	1880	18900		15	0	21.36	20.26	0.106
				1	0	22.07	20.97	0.125
				1	8	22.05	20.95	0.124
				1	14	21.91	20.81	0.121
				8	0	21.06	19.96	0.099
				8	4	20.95	19.85	0.097
	1908.5	19185		8	7	20.86	19.76	0.095
				15	0	20.90	19.80	0.095
				1	0	22.30	21.20	0.132
1			8	22.18	21.08	0.128		
1			14	22.10	21.00	0.126		
8			0	21.24	20.14	0.103		
16QAM	1851.5	18615	8	4	21.23	20.13	0.103	
			8	7	21.18	20.08	0.102	
			15	0	21.25	20.15	0.104	
			1	0	22.06	20.96	0.125	
			1	8	21.94	20.84	0.121	
			1	14	21.87	20.77	0.119	
	1880	18900	8	0	20.51	19.41	0.087	
			8	4	20.47	19.37	0.086	
			8	7	20.39	19.29	0.085	
			15	0	20.42	19.32	0.086	
			1	0	21.49	20.39	0.109	
			1	8	21.30	20.20	0.105	
	1908.5	19185	1	14	21.16	20.06	0.101	
			8	0	20.02	18.92	0.078	
			8	4	19.83	18.73	0.075	
8			7	19.76	18.66	0.073		
15			0	19.95	18.85	0.077		
1			0	21.55	20.45	0.111		
			1	8	21.53	20.43	0.110	
			1	14	21.39	20.29	0.107	
			8	0	20.16	19.06	0.081	
			8	4	20.25	19.15	0.082	
			8	7	20.13	19.03	0.080	
			15	0	20.18	19.08	0.081	

Modulation	Carrier frequency (MHz)	UL Channel	BW	RB Size	RB Offset	Conduct ed power (dBm)	ERP/ EIRP (dBm)	ERP/ EIRP (W)
64QAM	1851.5	18615	3	1	0	20.82	19.72	0.094
				1	8	20.75	19.65	0.092
				1	14	20.62	19.52	0.090
				8	0	19.58	18.48	0.070
				8	4	19.56	18.46	0.070
				8	7	19.56	18.46	0.070
				15	0	19.34	18.24	0.067
	1880	18900		1	0	19.84	18.74	0.075
				1	8	19.88	18.78	0.076
				1	14	19.66	18.56	0.072
				8	0	19.02	17.92	0.062
				8	4	18.97	17.87	0.061
				8	7	18.89	17.79	0.060
				15	0	19.09	17.99	0.063
	1908.5	19185		1	0	20.15	19.05	0.080
				1	8	20.13	19.03	0.080
				1	14	19.88	18.78	0.076
				8	0	19.26	18.16	0.065
				8	4	19.26	18.16	0.065
				8	7	19.17	18.07	0.064
				15	0	19.20	18.10	0.065

Modulation	Carrier frequency (MHz)	UL Channel	BW	RB Size	RB Offset	Conduct ed power (dBm)	ERP/ EIRP (dBm)	ERP/ EIRP (W)
QPSK	1852.5	18625	5	1	0	22.33	21.23	0.133
				1	12	22.21	21.11	0.129
				1	24	22.17	21.07	0.128
				12	0	21.46	20.36	0.109
				12	7	21.38	20.28	0.107
				12	13	21.30	20.20	0.105
	1880	18900		25	0	21.40	20.30	0.107
				1	0	21.98	20.88	0.122
				1	12	21.95	20.85	0.122
				1	24	21.84	20.74	0.119
				12	0	21.06	19.96	0.099
				12	7	20.93	19.83	0.096
	1907.5	19175		12	13	20.91	19.81	0.096
				25	0	20.85	19.75	0.094
				1	0	22.15	21.05	0.127
1			12	22.09	20.99	0.126		
1			24	22.10	21.00	0.126		
12			0	21.27	20.17	0.104		
16QAM	1852.5	18625	12	7	21.21	20.11	0.103	
			12	13	21.16	20.06	0.101	
			25	0	21.20	20.10	0.102	
			1	0	21.68	20.58	0.114	
			1	12	21.46	20.36	0.109	
			1	24	21.50	20.40	0.110	
	1880	18900	12	0	20.44	19.34	0.086	
			12	7	20.39	19.29	0.085	
			12	13	20.24	19.14	0.082	
			25	0	20.29	19.19	0.083	
			1	0	21.38	20.28	0.107	
			1	12	21.36	20.26	0.106	
	1907.5	19175	1	24	21.32	20.22	0.105	
			12	0	19.96	18.86	0.077	
			12	7	19.90	18.80	0.076	
12			13	19.94	18.84	0.077		
25			0	19.98	18.88	0.077		
1			0	21.56	20.46	0.111		
			1	12	21.51	20.41	0.110	
			1	24	21.49	20.39	0.109	
			12	0	20.15	19.05	0.080	
			12	7	20.17	19.07	0.081	
			12	13	20.06	18.96	0.079	
			25	0	20.18	19.08	0.081	

Modulation	Carrier frequency (MHz)	UL Channel	BW	RB Size	RB Offset	Conduct ed power (dBm)	ERP/ EIRP (dBm)	ERP/ EIRP (W)
64QAM	1852.5	18625	5	1	0	20.33	19.23	0.084
				1	12	20.22	19.12	0.082
				1	24	20.21	19.11	0.081
				12	0	19.40	18.30	0.068
				12	7	19.41	18.31	0.068
				12	13	19.24	18.14	0.065
				25	0	19.34	18.24	0.067
	1880	18900		1	0	20.29	19.19	0.083
				1	12	20.32	19.22	0.084
				1	24	20.16	19.06	0.081
				12	0	19.14	18.04	0.064
				12	7	19.05	17.95	0.062
				12	13	19.00	17.90	0.062
				25	0	19.03	17.93	0.062
	1907.5	19175		1	0	20.46	19.36	0.086
				1	12	20.43	19.33	0.086
				1	24	20.51	19.41	0.087
				12	0	19.33	18.23	0.067
				12	7	19.28	18.18	0.066
				12	13	19.25	18.15	0.065
				25	0	19.22	18.12	0.065

Modulation	Carrier frequency (MHz)	UL Channel	BW	RB Size	RB Offset	Conduct ed power (dBm)	ERP/ EIRP (dBm)	ERP/ EIRP (W)
QPSK	1855	18650	10	1	0	22.35	21.25	0.133
				1	25	22.19	21.09	0.129
				1	49	22.15	21.05	0.127
				25	0	21.47	20.37	0.109
				25	12	21.29	20.19	0.104
				25	25	21.23	20.13	0.103
	1880	18900		50	0	21.35	20.25	0.106
				1	0	22.07	20.97	0.125
				1	25	21.83	20.73	0.118
				1	49	22.18	21.08	0.128
				25	0	21.11	20.01	0.100
				25	12	21.02	19.92	0.098
	1905	19150		25	25	21.01	19.91	0.098
				50	0	21.05	19.95	0.099
				1	0	22.00	20.90	0.123
1			25	22.11	21.01	0.126		
1			49	22.23	21.13	0.130		
25			0	21.22	20.12	0.103		
16QAM	1855	18650	25	12	21.27	20.17	0.104	
			25	25	21.24	20.14	0.103	
			50	0	21.18	20.08	0.102	
			1	0	22.38	21.28	0.134	
			1	25	22.35	21.25	0.133	
			1	49	21.90	20.80	0.120	
	1880	18900	25	0	20.43	19.33	0.086	
			25	12	20.34	19.24	0.084	
			25	25	20.30	19.20	0.083	
			50	0	20.41	19.31	0.085	
			1	0	21.67	20.57	0.114	
			1	25	21.40	20.30	0.107	
	1905	19150	1	49	21.55	20.45	0.111	
			25	0	20.10	19.00	0.079	
			25	12	20.14	19.04	0.080	
25			25	20.07	18.97	0.079		
50			0	20.01	18.91	0.078		
1			0	21.34	20.24	0.106		
			1	25	21.37	20.27	0.106	
			1	49	21.47	20.37	0.109	
			25	0	20.25	19.15	0.082	
			25	12	20.24	19.14	0.082	
			25	25	20.28	19.18	0.083	
			50	0	20.25	19.15	0.082	

Modulation	Carrier frequency (MHz)	UL Channel	BW	RB Size	RB Offset	Conduct ed power (dBm)	ERP/ EIRP (dBm)	ERP/ EIRP (W)
64QAM	1855	18650	10	1	0	21.06	19.96	0.099
				1	25	20.57	19.47	0.089
				1	49	20.43	19.33	0.086
				25	0	19.41	18.31	0.068
				25	12	19.40	18.30	0.068
				25	25	19.12	18.02	0.063
	1880	18900		50	0	19.32	18.22	0.066
				1	0	20.11	19.01	0.080
				1	25	19.88	18.78	0.076
				1	49	19.93	18.83	0.076
				25	0	19.21	18.11	0.065
				25	12	19.15	18.05	0.064
	1905	19150		25	25	19.07	17.97	0.063
				50	0	19.10	18.00	0.063
				1	0	19.81	18.71	0.074
				1	25	19.95	18.85	0.077
				1	49	19.95	18.85	0.077
				25	0	19.22	18.12	0.065
				25	12	19.34	18.24	0.067
				25	25	19.30	18.20	0.066
				50	0	19.26	18.16	0.065

Modulation	Carrier frequency (MHz)	UL Channel	BW	RB Size	RB Offset	Conduct ed power (dBm)	ERP/ EIRP (dBm)	ERP/ EIRP (W)
QPSK	1857.5	18675	15	1	0	22.21	21.11	0.129
				1	37	22.06	20.96	0.125
				1	74	21.94	20.84	0.121
				36	0	21.27	20.17	0.104
				36	29	21.04	19.94	0.099
				36	30	21.16	20.06	0.101
	1880	18900		75	0	21.12	20.02	0.100
				1	0	21.86	20.76	0.119
				1	37	21.83	20.73	0.118
				1	74	21.74	20.64	0.116
				36	0	20.95	19.85	0.097
				36	29	20.88	19.78	0.095
	1902.5	19125		36	30	20.74	19.64	0.092
				75	0	20.92	19.82	0.096
				1	0	21.88	20.78	0.120
1			37	21.96	20.86	0.122		
1			74	21.98	20.88	0.122		
36			0	20.98	19.88	0.097		
16QAM	1857.5	18675	36	29	20.98	19.88	0.097	
			36	30	21.01	19.91	0.098	
			75	0	21.13	20.03	0.101	
			1	0	21.94	20.84	0.121	
			1	37	21.68	20.58	0.114	
			1	74	21.62	20.52	0.113	
	1880	18900	36	0	20.33	19.23	0.084	
			36	29	20.16	19.06	0.081	
			36	30	20.04	18.94	0.078	
			75	0	20.14	19.04	0.080	
			1	0	21.42	20.32	0.108	
			1	37	21.41	20.31	0.107	
	1902.5	19125	1	74	21.35	20.25	0.106	
			36	0	19.99	18.89	0.077	
			36	29	19.79	18.69	0.074	
36			30	19.95	18.85	0.077		
75			0	19.90	18.80	0.076		
1			0	21.12	20.02	0.100		
			1	37	21.23	20.13	0.103	
			1	74	21.28	20.18	0.104	
			36	0	20.01	18.91	0.078	
			36	29	19.96	18.86	0.077	
			36	30	19.99	18.89	0.077	
			75	0	20.11	19.01	0.080	

Modulation	Carrier frequency (MHz)	UL Channel	BW	RB Size	RB Offset	Conduct ed power (dBm)	ERP/ EIRP (dBm)	ERP/ EIRP (W)
64QAM	1857.5	18675	15	1	0	20.62	19.52	0.090
				1	37	20.37	19.27	0.085
				1	74	20.29	19.19	0.083
				36	0	19.28	18.18	0.066
				36	29	19.23	18.13	0.065
				36	30	19.21	18.11	0.065
				75	0	19.19	18.09	0.064
	1880	18900		1	0	20.16	19.06	0.081
				1	37	20.17	19.07	0.081
				1	74	20.11	19.01	0.080
				36	0	19.01	17.91	0.062
				36	29	18.88	17.78	0.060
				36	30	18.98	17.88	0.061
				75	0	18.92	17.82	0.061
	1902.5	19125		1	0	19.86	18.76	0.075
				1	37	19.91	18.81	0.076
				1	74	19.80	18.70	0.074
				36	0	19.06	17.96	0.063
				36	29	19.14	18.04	0.064
				36	30	19.12	18.02	0.063
				75	0	19.12	18.02	0.063

Modulation	Carrier frequency (MHz)	UL Channel	BW	RB Size	RB Offset	Conduct ed power (dBm)	ERP/ EIRP (dBm)	ERP/ EIRP (W)
QPSK	1860	18700	20	1	0	22.10	21.00	0.126
				1	49	21.92	20.82	0.121
				1	99	21.82	20.72	0.118
				50	0	21.21	20.11	0.103
				50	24	21.21	20.11	0.103
				50	50	20.98	19.88	0.097
	100	0		21.20	20.10	0.102		
	1	0		21.81	20.71	0.118		
	1	49		21.60	20.50	0.112		
	1	99		21.83	20.73	0.118		
	50	0		20.95	19.85	0.097		
	50	24		20.86	19.76	0.095		
	50	50		20.86	19.76	0.095		
	100	0		20.96	19.86	0.097		
	1	0		21.79	20.69	0.117		
	1	49		21.88	20.78	0.120		
	1	99		21.87	20.77	0.119		
	50	0		21.02	19.92	0.098		
50	24	21.09	19.99	0.100				
50	50	21.00	19.90	0.098				
100	0	21.05	19.95	0.099				
16QAM	1860	18700	20	1	0	21.69	20.59	0.115
				1	49	21.71	20.61	0.115
				1	99	21.69	20.59	0.115
				50	0	20.31	19.21	0.083
				50	24	20.23	19.13	0.082
				50	50	20.07	18.97	0.079
	100	0		20.25	19.15	0.082		
	1	0		21.26	20.16	0.104		
	1	49		21.16	20.06	0.101		
	1	99		21.08	19.98	0.100		
	50	0		19.97	18.87	0.077		
	50	24		19.90	18.80	0.076		
	50	50		19.87	18.77	0.075		
	100	0		19.89	18.79	0.076		
	1	0		21.42	20.32	0.108		
	1	49		21.48	20.38	0.109		
	1	99		21.46	20.36	0.109		
	50	0		20.05	18.95	0.079		
50	24	20.13	19.03	0.080				
50	50	20.01	18.91	0.078				
100	0	19.99	18.89	0.077				

Modulation	Carrier frequency (MHz)	UL Channel	BW	RB Size	RB Offset	Conduct ed power (dBm)	ERP/ EIRP (dBm)	ERP/ EIRP (W)
64QAM	1860	18700	20	1	0	20.51	19.41	0.087
				1	49	20.26	19.16	0.082
				1	99	20.12	19.02	0.080
				50	0	19.27	18.17	0.066
				50	24	19.29	18.19	0.066
				50	50	19.07	17.97	0.063
				100	0	19.17	18.07	0.064
	1880	18900		1	0	20.34	19.24	0.084
				1	49	20.32	19.22	0.084
				1	99	20.22	19.12	0.082
				50	0	18.95	17.85	0.061
				50	24	18.84	17.74	0.059
				50	50	18.92	17.82	0.061
				100	0	18.98	17.88	0.061
	1900	19100		1	0	20.11	19.01	0.080
				1	49	20.10	19.00	0.079
				1	99	20.13	19.03	0.080
				50	0	19.07	17.97	0.063
				50	24	19.09	17.99	0.063
				50	50	19.12	18.02	0.063
				100	0	19.20	18.10	0.065