

APPENDIX A – TEST DATA OF CONDUCTED EMISSION

LTE Band 12

1 RF Power Output

Modulation	Carrier frequency (MHz)	UL Channel	BW	RB Size	RB Offset	Conducted power (dBm)
QPSK	699.7	23017	1.4	1	0	22.98
				1	3	22.95
				1	5	22.95
				3	0	22.96
				3	1	22.95
				3	3	22.95
	707.5	23095		6	0	22.06
				1	0	22.94
				1	3	22.89
				1	5	22.88
				3	0	22.94
				3	1	22.88
	715.3	23173		3	3	22.88
				6	0	22.03
				1	0	22.94
				1	3	22.84
				1	5	22.86
				3	0	22.94
16QAM	699.7	23017	3	1	22.85	
			3	3	22.84	
			6	0	21.96	
			1	0	22.17	
			1	3	22.11	
			1	5	22.11	
	707.5	23095	3	0	22.22	
			3	1	22.24	
			3	3	22.24	
			6	0	21.08	
			1	0	22.05	
			1	3	22.12	
	715.3	23173	1	5	22.05	
			3	0	22.23	
			3	1	22.25	
			3	3	22.25	
			6	0	21.07	
			1	0	22.04	
			1	3	21.97	
			1	5	21.95	
			3	0	22.15	
			3	1	22.12	
			3	3	22.19	
			6	0	21.00	

Modulation	Carrier frequency (MHz)	UL Channel	BW	RB Size	RB Offset	Conducted power (dBm)
64QAM	699.7	23017	1.4	1	0	21.09
				1	3	21.09
				1	5	21.09
				3	0	21.09
				3	1	21.09
				3	3	21.15
				6	0	21.08
	707.5	23095		1	0	21.06
				1	3	21.07
				1	5	21.07
				3	0	21.06
				3	1	21.13
				3	3	21.07
				6	0	21.06
	715.3	23173		1	0	21.01
				1	3	21.02
				1	5	21.01
				3	0	21.02
				3	1	21.00
				3	3	21.00
				6	0	21.02

Modulation	Carrier frequency (MHz)	UL Channel	BW	RB Size	RB Offset	Conducted power (dBm)
QPSK	700.5	23025	3	1	0	23.09
				1	8	22.98
				1	14	22.93
				8	0	22.22
				8	4	22.09
				8	7	22.09
	15	0		22.14		
	707.5	23095		1	0	22.98
				1	8	22.97
				1	14	22.96
				8	0	22.11
				8	4	22.11
				8	7	22.10
				15	0	22.10
				714.5	23165	1
1			8			22.89
1	14	22.92				
8	0	22.01				
8	4	21.96				
8	7	22.00				
16QAM	700.5	23025	15	0	21.99	
			1	0	22.72	
			1	8	22.63	
			1	14	22.60	
			8	0	21.14	
			8	4	21.11	
	707.5	23095	8	7	21.12	
			15	0	21.20	
			1	0	22.26	
			1	8	22.14	
			1	14	22.20	
			8	0	21.13	
			8	4	21.14	
			8	7	21.15	
			15	0	21.17	
714.5	23165	1	0	22.57		
		1	8	22.61		
		1	14	22.51		
		8	0	21.25		
		8	4	21.18		
		8	7	21.18		
15	0	21.09				

Modulation	Carrier frequency (MHz)	UL Channel	BW	RB Size	RB Offset	Conducted power (dBm)
64QAM	700.5	23025	3	1	0	21.20
				1	8	21.20
				1	14	21.21
				8	0	21.20
				8	4	21.23
				8	7	21.22
				15	0	21.22
	707.5	23095		1	0	21.17
				1	8	21.17
				1	14	21.18
				8	0	21.10
				8	4	21.17
				8	7	21.17
				15	0	21.17
	714.5	23165		1	0	21.08
				1	8	21.08
				1	14	21.09
				8	0	21.08
				8	4	21.09
				8	7	21.08
				15	0	21.08

Modulation	Carrier frequency (MHz)	UL Channel	BW	RB Size	RB Offset	Conducted power (dBm)
QPSK	701.5	23035	5	1	0	23.01
				1	12	22.98
				1	24	23.01
				12	0	22.18
				12	7	22.13
				12	13	22.12
	707.5	23095		25	0	22.12
				1	0	23.01
				1	12	22.99
				1	24	22.99
				12	0	22.04
				12	7	22.10
	713.5	23155		12	13	22.10
				25	0	22.05
				1	0	23.03
				1	12	22.96
				1	24	22.88
				12	0	22.03
16QAM	701.5	23035	12	7	22.02	
			12	13	22.01	
			25	0	22.02	
			1	0	22.05	
			1	12	22.06	
			1	24	22.07	
	707.5	23095	12	0	21.18	
			12	7	21.10	
			12	13	21.09	
			25	0	21.20	
			1	0	21.95	
			1	12	22.03	
	713.5	23155	1	24	22.03	
			12	0	21.13	
			12	7	21.09	
			12	13	21.10	
			25	0	21.11	
			1	0	22.33	
			1	12	22.27	
			1	24	22.27	
			12	0	21.08	
			12	7	21.07	
			12	13	21.07	
			25	0	21.04	

Modulation	Carrier frequency (MHz)	UL Channel	BW	RB Size	RB Offset	Conducted power (dBm)
64QAM	701.5	23035	5	1	0	21.18
				1	12	21.18
				1	24	21.18
				12	0	21.18
				12	7	21.18
				12	13	21.18
				25	0	21.17
	707.5	23095		1	0	21.11
				1	12	21.14
				1	24	21.11
				12	0	21.11
				12	7	21.13
				12	13	21.13
				25	0	21.10
	713.5	23155		1	0	21.04
				1	12	21.03
				1	24	21.03
				12	0	21.03
				12	7	21.04
				12	13	21.05
				25	0	21.04

Modulation	Carrier frequency (MHz)	UL Channel	BW	RB Size	RB Offset	Conducted power (dBm)
QPSK	707.5	23095	10	1	0	23.07
				1	25	22.96
				1	49	22.99
				25	0	22.12
				25	12	22.08
				25	25	22.12
				50	0	22.08
	711	23130		1	0	22.97
				1	25	23.01
				1	49	22.79
				25	0	22.06
				25	12	22.09
				25	25	22.07
				50	0	22.00
16QAM	707.5	23095	1	0	22.27	
			1	25	22.20	
			1	49	22.14	
			25	0	21.04	
			25	12	21.12	
			25	25	21.15	
			50	0	21.06	
	711	23130	1	0	22.21	
			1	25	22.11	
			1	49	22.11	
			25	0	21.11	
			25	12	21.13	
			25	25	21.14	
			50	0	21.07	

Modulation	Carrier frequency (MHz)	UL Channel	BW	RB Size	RB Offset	Conducted power (dBm)
64QAM	704	23060	10	1	0	23.00
				1	25	22.89
				1	49	23.07
				25	0	22.99
				25	12	23.00
				25	25	23.03
				50	0	23.08
	707.5	23095		1	0	21.09
				1	25	21.06
				1	49	21.15
				25	0	21.06
				25	12	21.05
				25	25	21.14
				50	0	21.11
	711	23130		1	0	21.01
				1	25	21.08
				1	49	20.97
				25	0	21.08
				25	12	21.05
				25	25	21.01
				50	0	21.01

2 Occupied Bandwidth

Band	Carrier frequency (MHz)	Channel	BW (MHz)	RB Size	RB Offset	Bandwidth of 99% Power (MHz)					
						QPSK		16-QAM		64-QAM	
12	699.7	23017	1.4	6	0	1.082	Fig.1	1.082	Fig.2	1.082	Fig.3
	707.5	23095		6	0	1.082	Fig.4	1.082	Fig.5	1.082	Fig.6
	715.3	23173		6	0	1.082	Fig.7	1.088	Fig.8	1.082	Fig.9
	700.5	23025	3	15	0	2.683	Fig.10	2.683	Fig.11	2.683	Fig.12
	707.5	23095		15	0	2.683	Fig.13	2.683	Fig.14	2.696	Fig.15
	714.5	23165		15	0	2.683	Fig.16	2.683	Fig.17	2.683	Fig.18
	701.5	23035	5	25	0	4.472	Fig.19	4.472	Fig.20	4.472	Fig.21
	707.5	23095		25	0	4.472	Fig.22	4.472	Fig.23	4.472	Fig.24
	713.5	23155		25	0	4.493	Fig.25	4.472	Fig.26	4.472	Fig.27
	704	23060	10	50	0	8.944	Fig.28	8.944	Fig.29	8.944	Fig.30
	707.5	23095		50	0	8.944	Fig.31	8.944	Fig.32	8.944	Fig.33
	711	23130		50	0	8.944	Fig.34	8.944	Fig.35	8.944	Fig.36

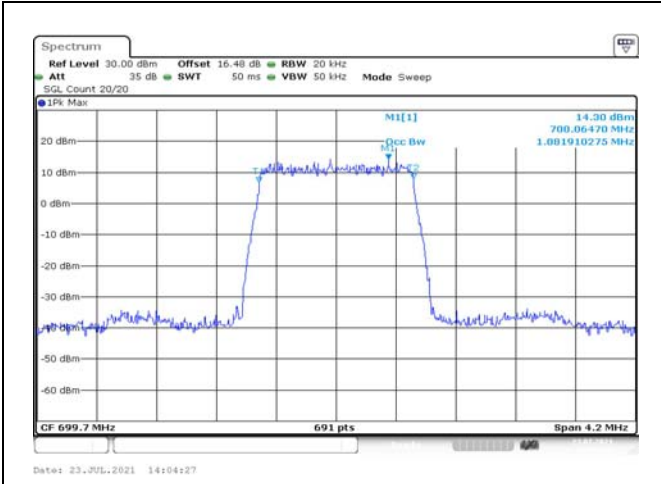


Fig.1

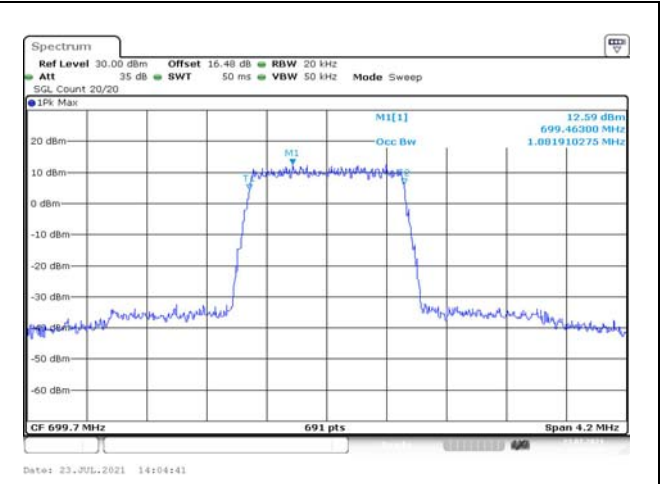


Fig.2

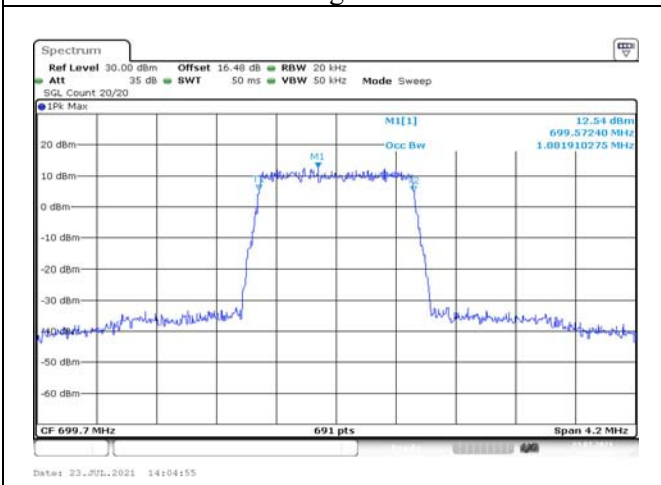


Fig.3

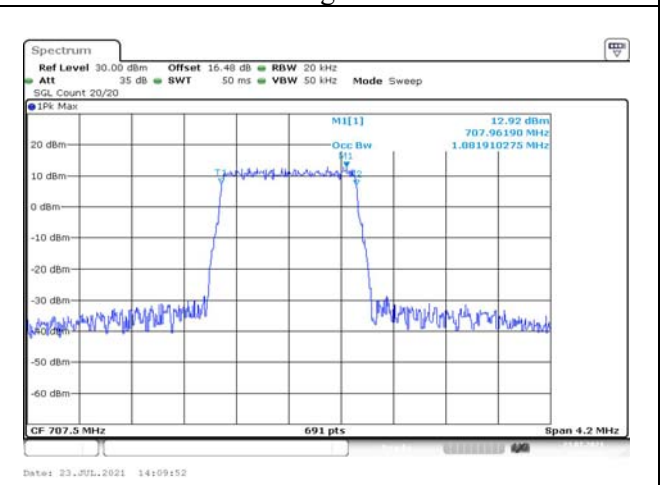


Fig.4

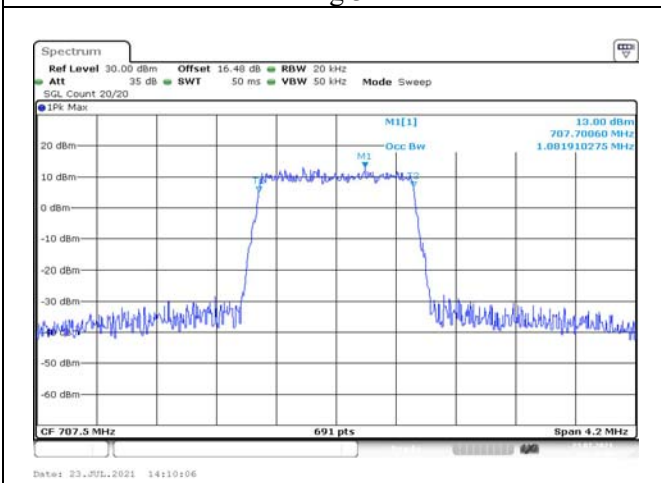


Fig.5

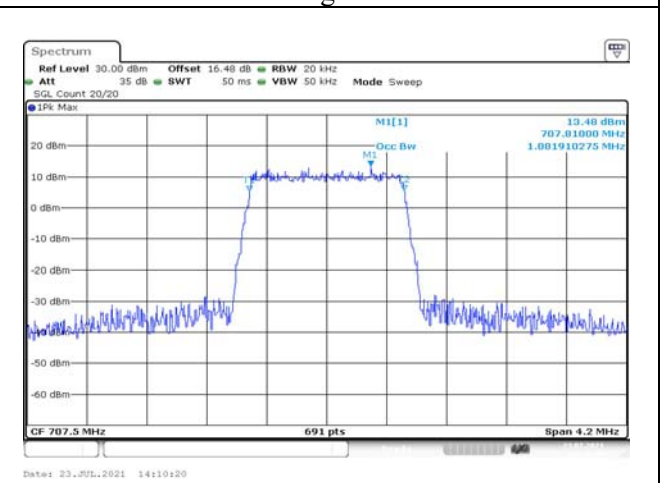


Fig.6

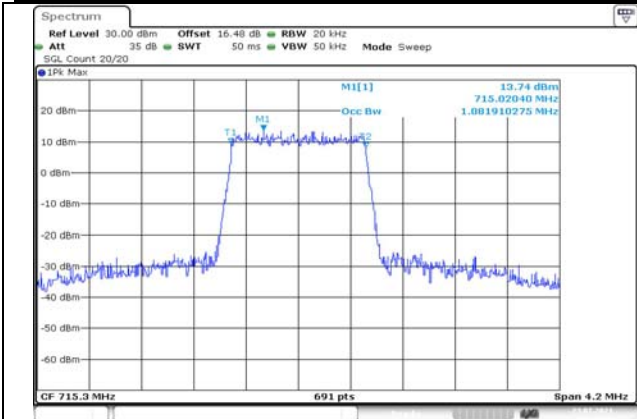


Fig.7

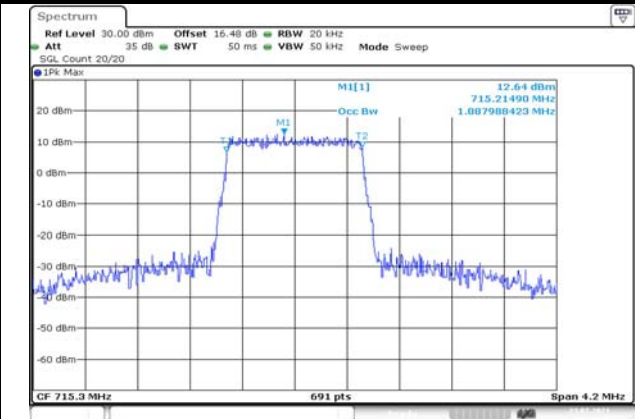


Fig.8

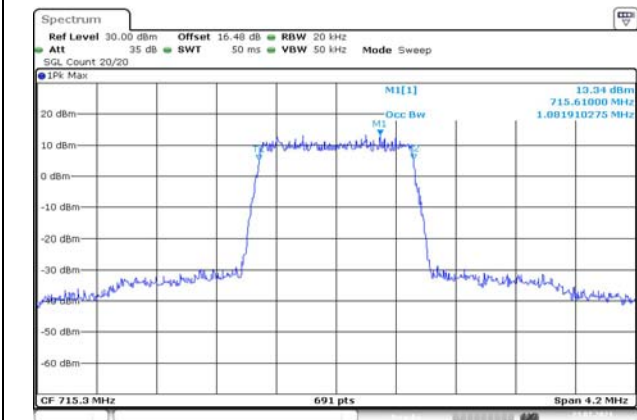


Fig.9

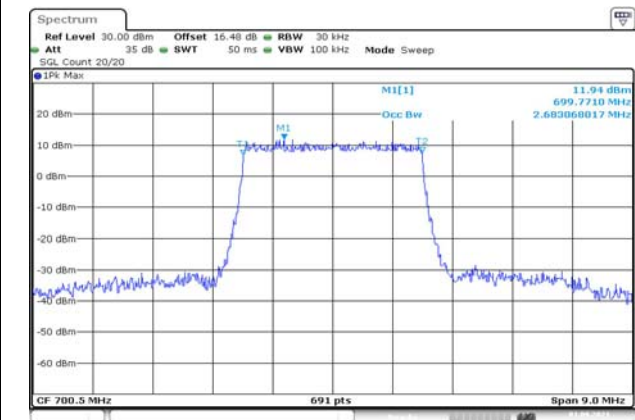


Fig.10

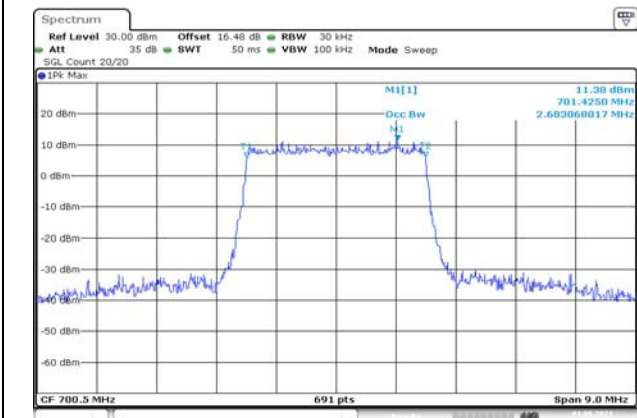


Fig.11

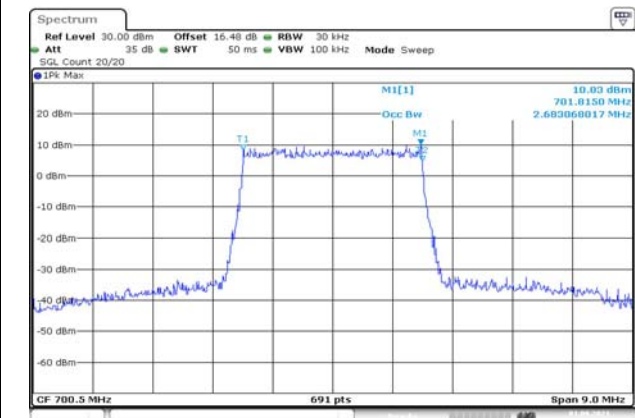


Fig.12

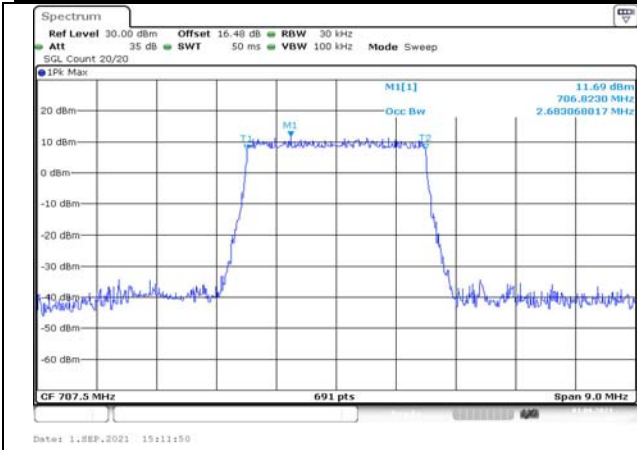


Fig.13

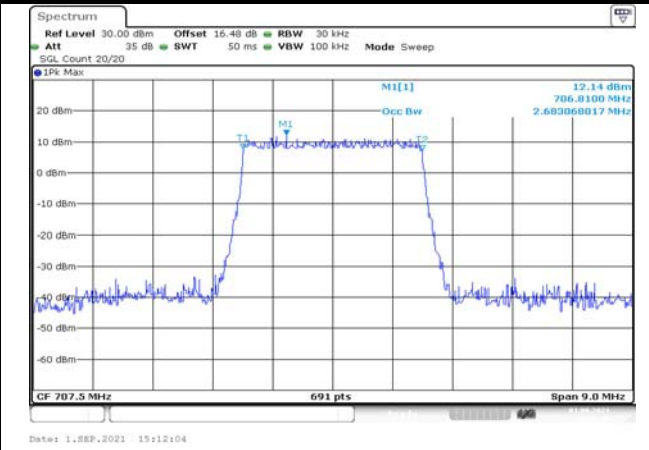


Fig.14

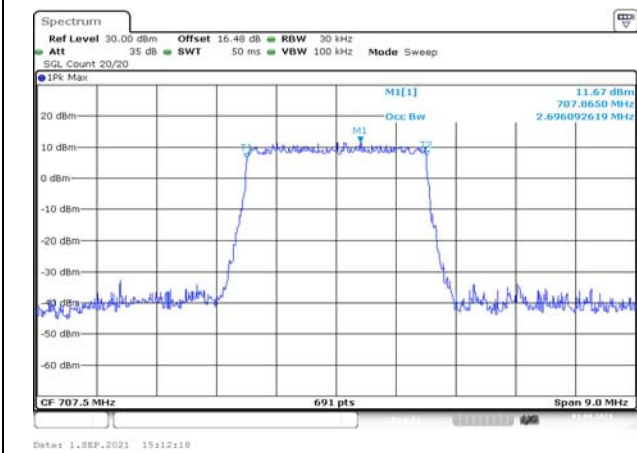


Fig.15

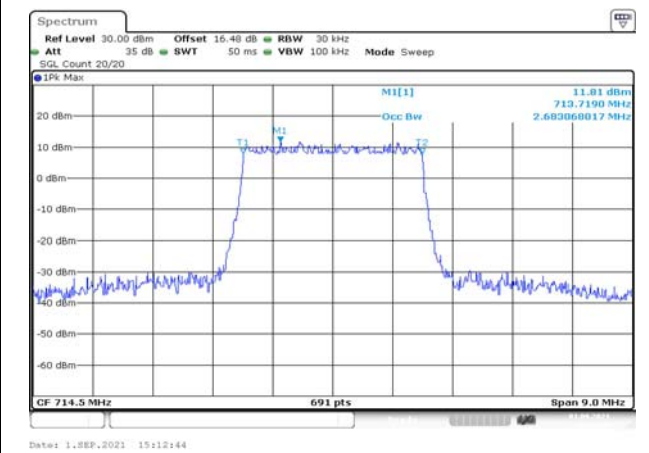


Fig.16

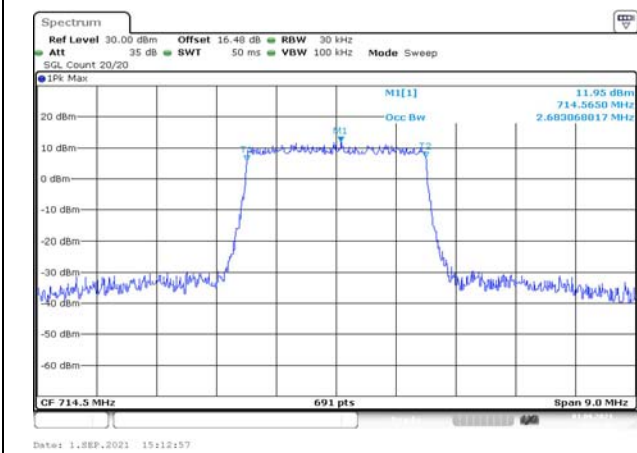


Fig.17

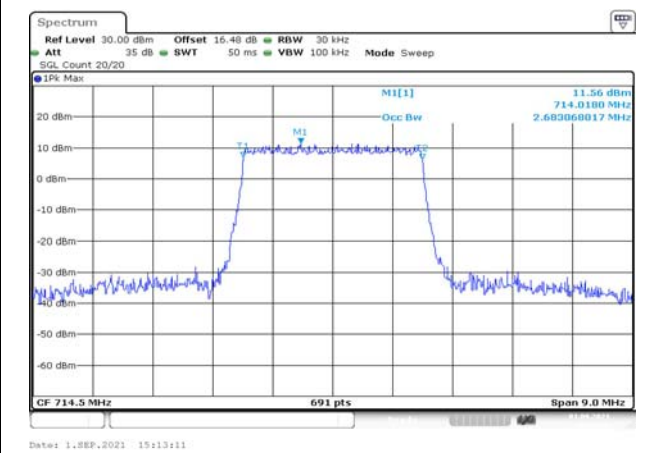


Fig.18

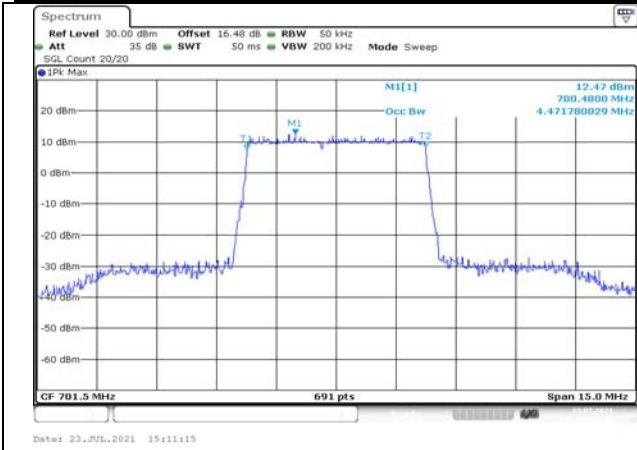


Fig.19

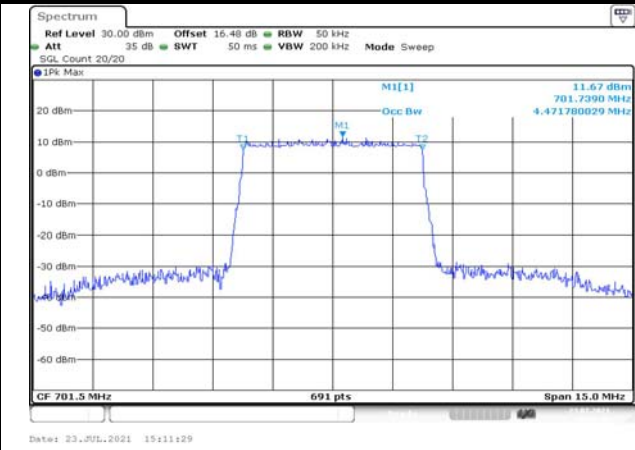


Fig.20

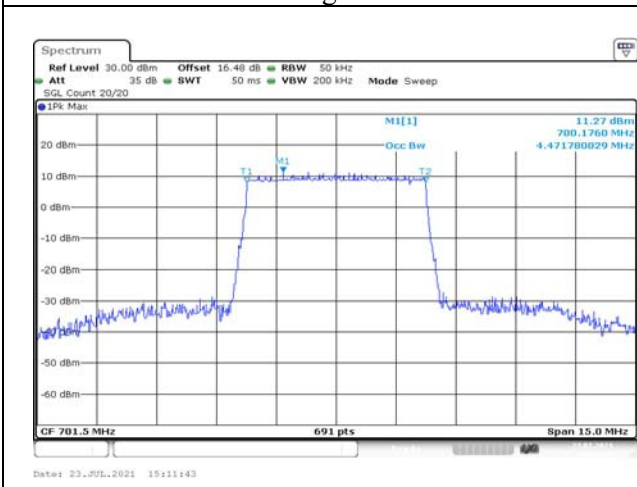


Fig.21

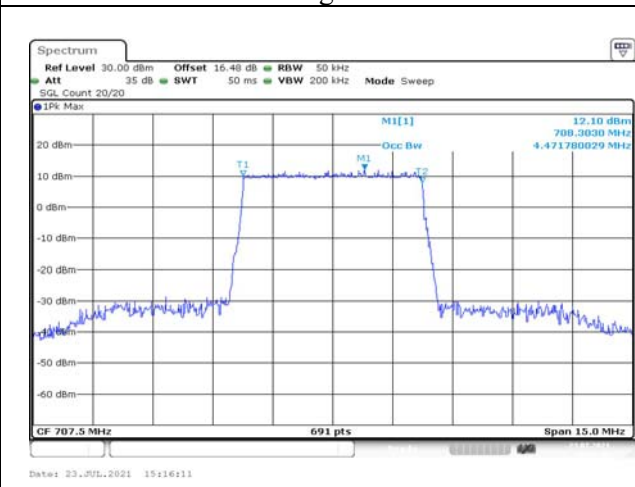


Fig.22

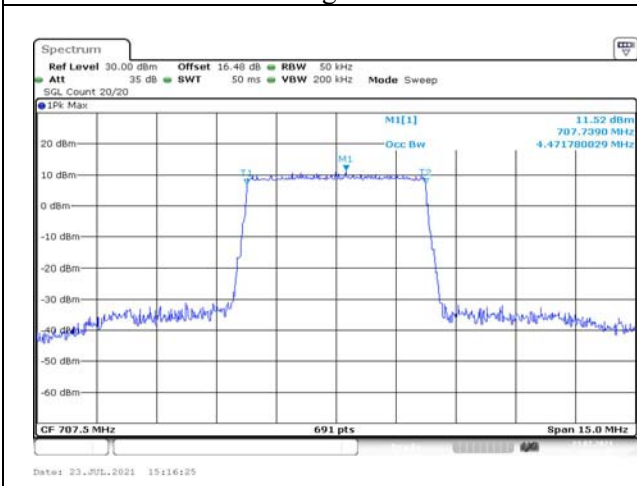


Fig.23

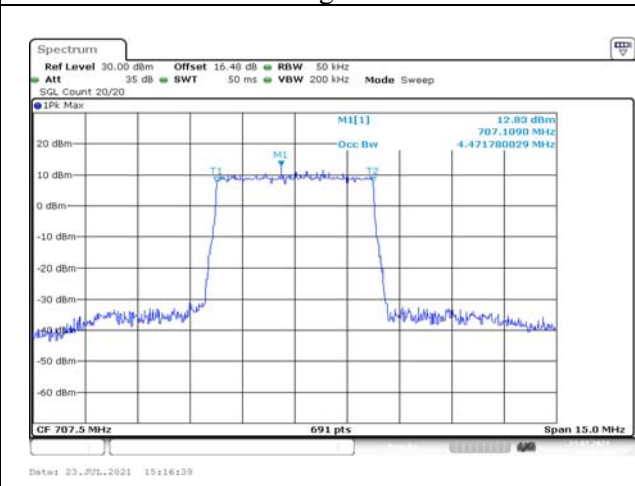


Fig.24

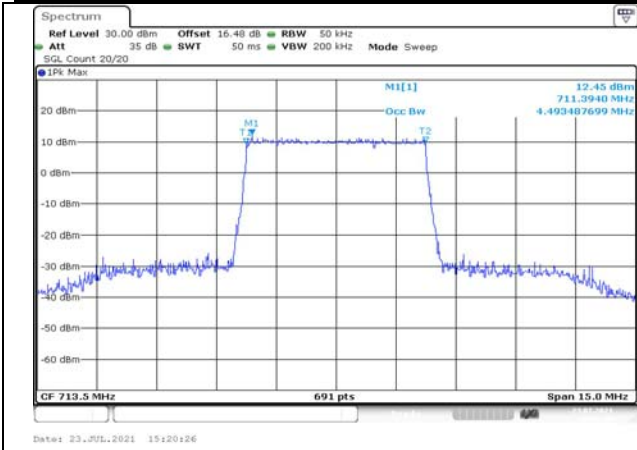


Fig.25

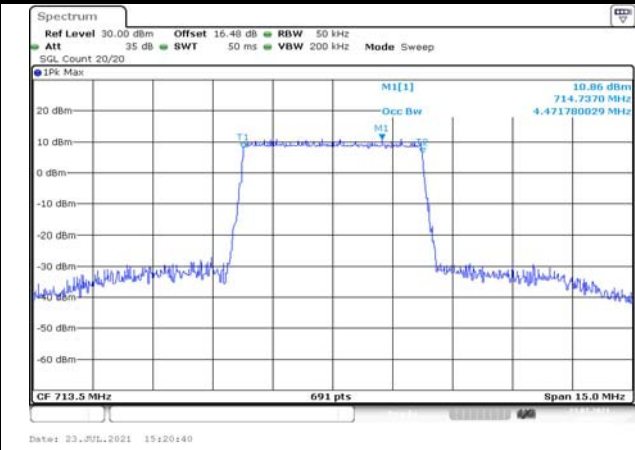


Fig.26

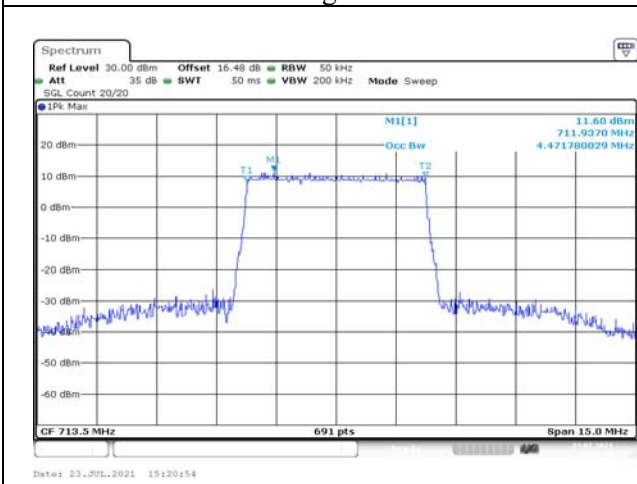


Fig.27

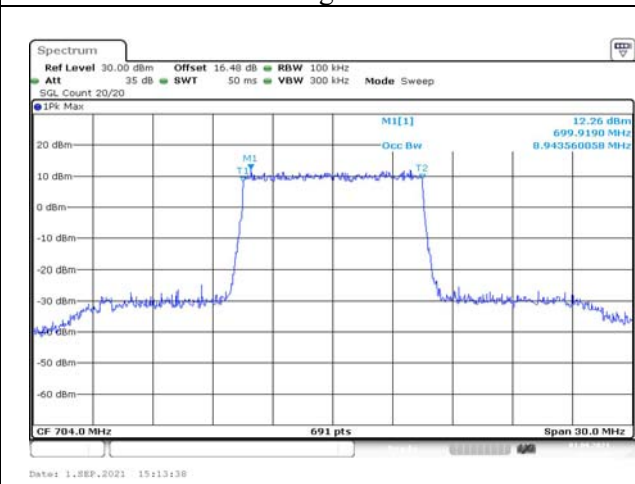


Fig.28

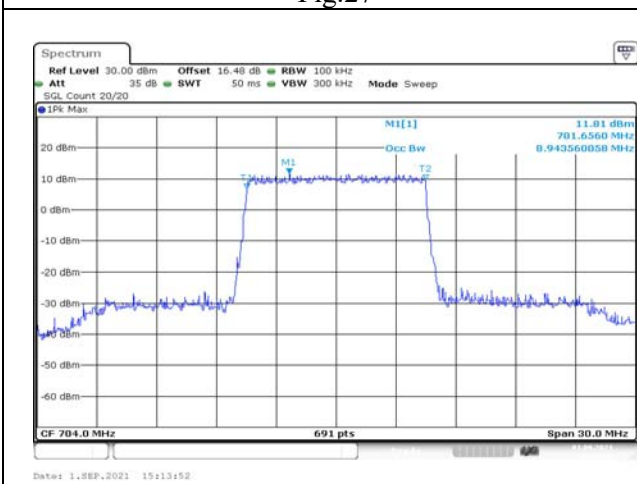


Fig.29

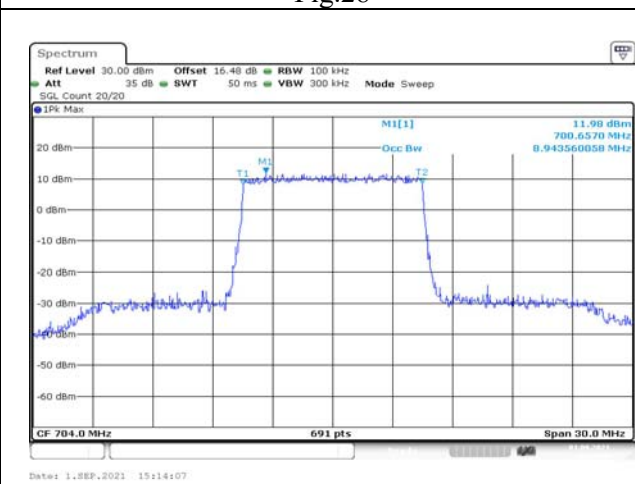


Fig.30

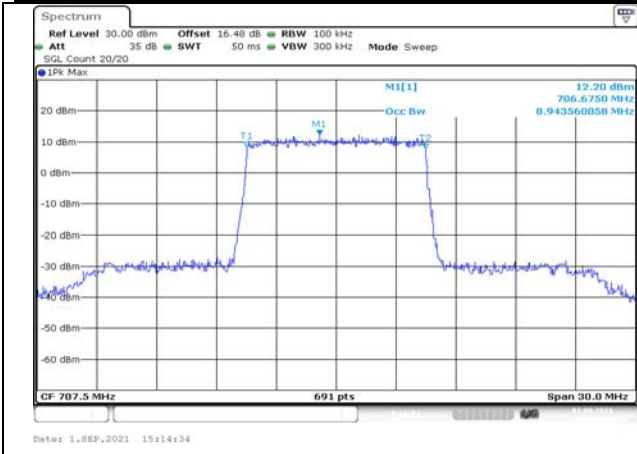


Fig.31

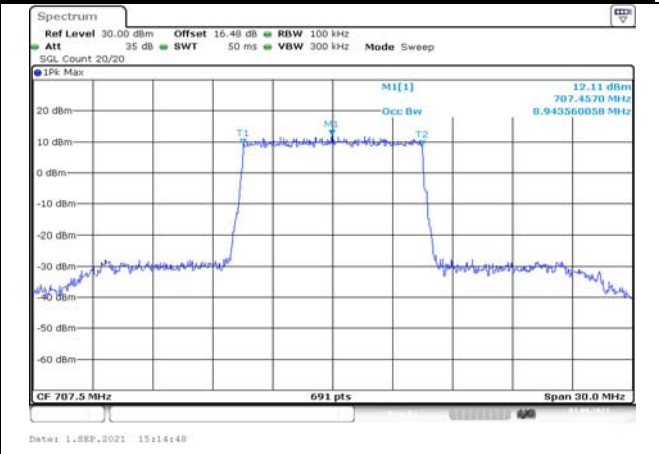


Fig.32

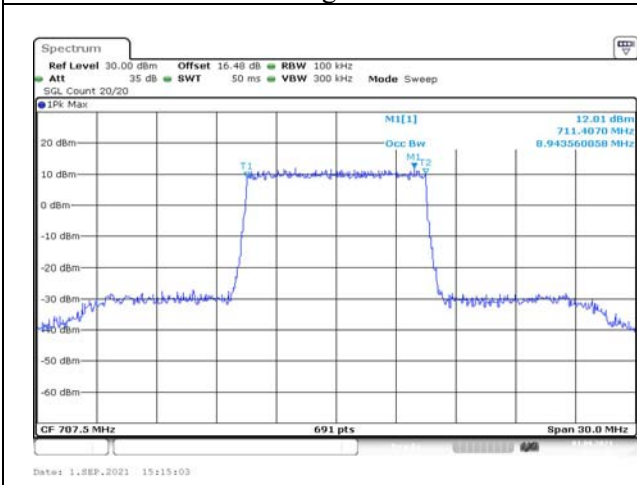


Fig.33

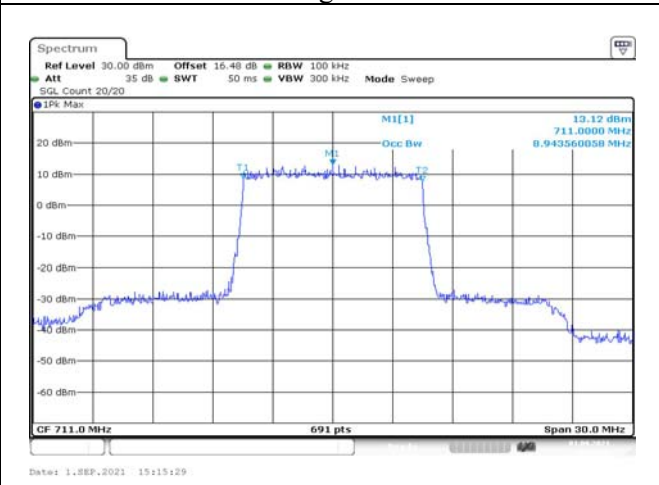


Fig.34

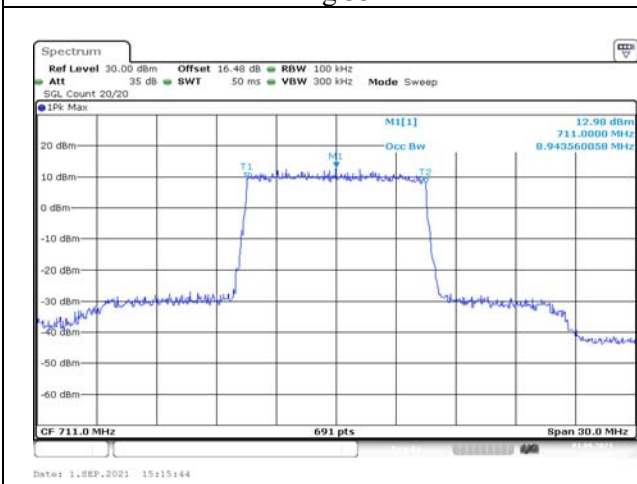


Fig.35

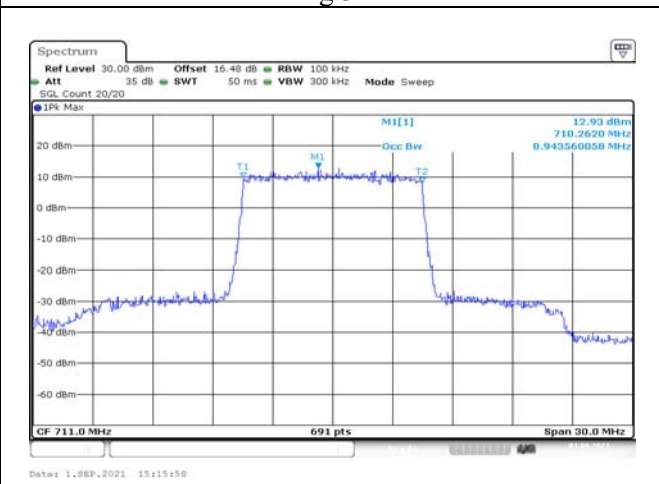


Fig.36

3 Emission Bandwidth

Band	Carrier frequency (MHz)	Channel	BW (MHz)	RB Size	RB Offset	Bandwidth of -26dB transmitter power (MHz)					
						QPSK		16-QAM		64-QAM	
12	699.7	23017	1.4	6	0	1.228	Fig.1	1.222	Fig.2	1.216	Fig.3
	707.5	23095		6	0	1.222	Fig.4	1.216	Fig.5	1.204	Fig.6
	715.3	23173		6	0	1.222	Fig.7	1.216	Fig.8	1.210	Fig.9
	700.5	23025	3	15	0	2.944	Fig.10	2.918	Fig.11	2.944	Fig.12
	707.5	23095		15	0	2.931	Fig.13	2.918	Fig.14	2.918	Fig.15
	714.5	23165		15	0	2.944	Fig.16	2.931	Fig.17	2.918	Fig.18
	701.5	23035	5	25	0	4.884	Fig.19	4.884	Fig.20	4.863	Fig.21
	707.5	23095		25	0	4.863	Fig.22	4.884	Fig.23	4.863	Fig.24
	713.5	23155		25	0	4.863	Fig.25	4.863	Fig.26	4.906	Fig.27
	704	23060	10	50	0	9.638	Fig.28	9.682	Fig.29	9.638	Fig.30
	707.5	23095		50	0	9.638	Fig.31	9.638	Fig.32	9.638	Fig.33
	711	23130		50	0	9.508	Fig.34	9.551	Fig.35	9.551	Fig.36

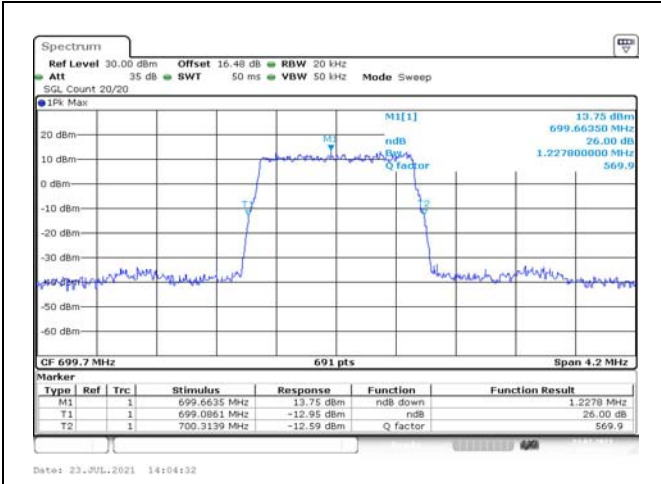


Fig.1

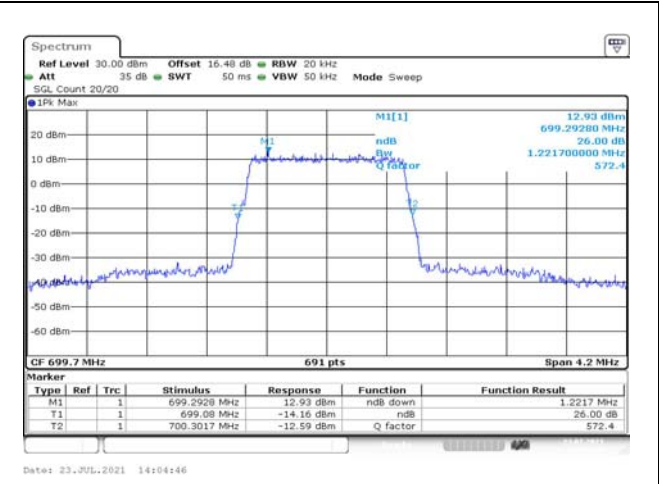


Fig.2

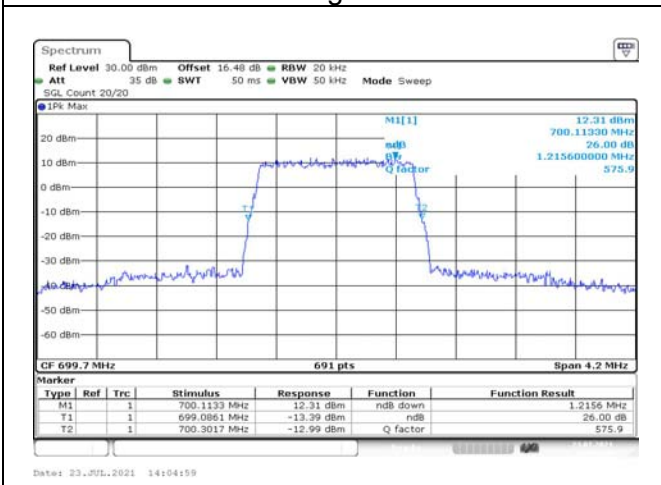


Fig.3

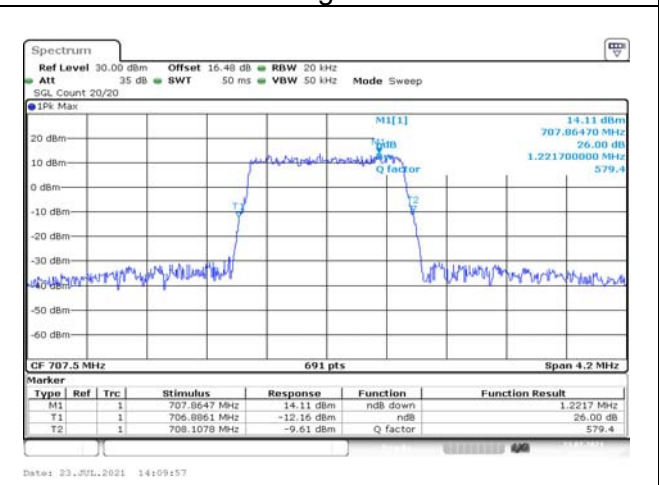


Fig.4

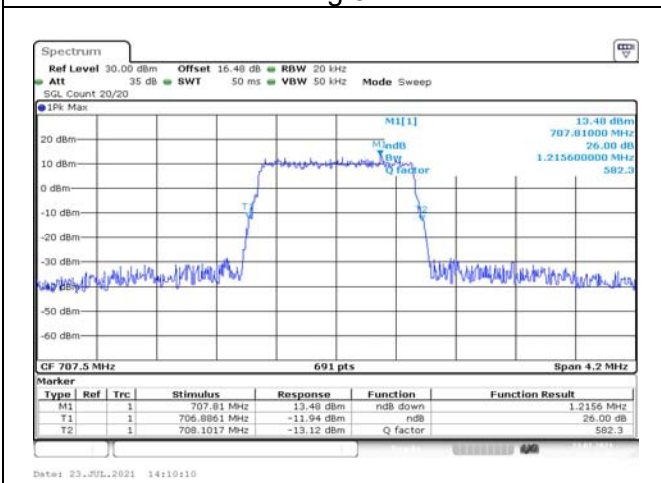


Fig.5

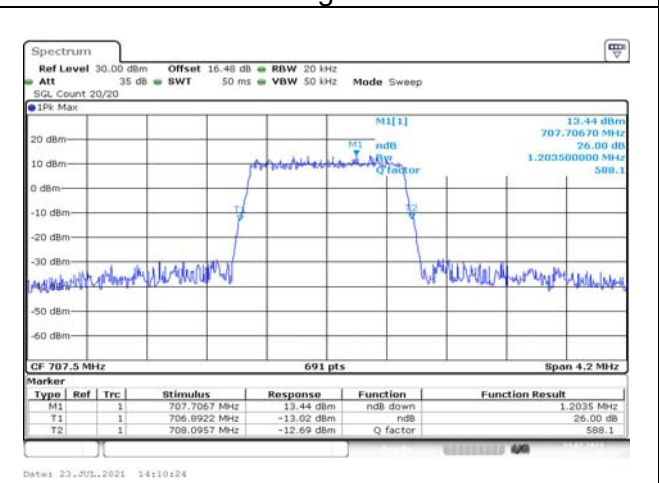


Fig.6

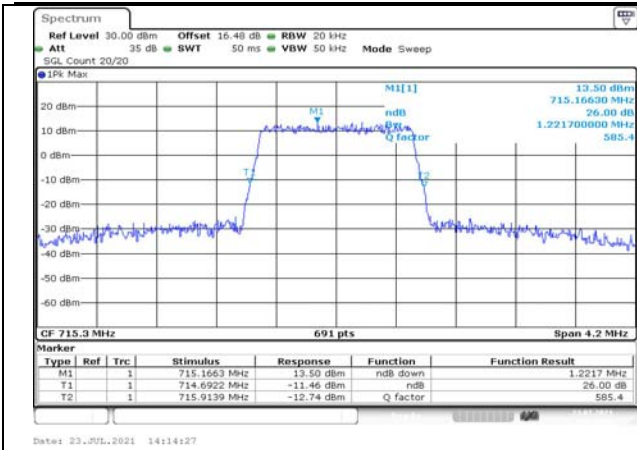


Fig.7

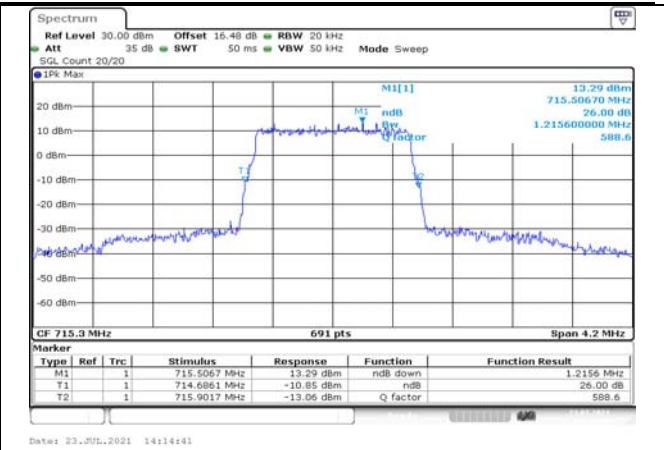


Fig.8

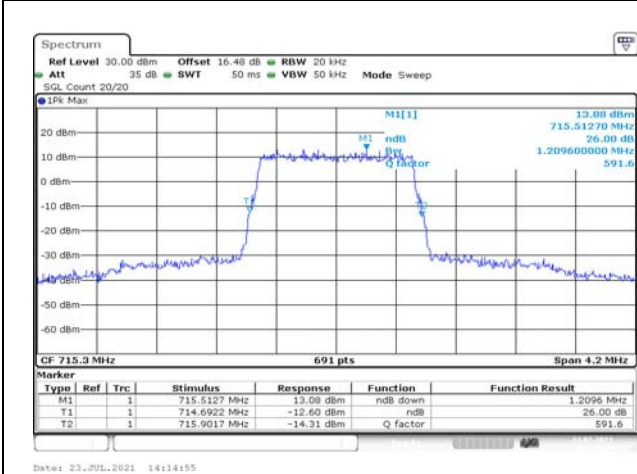


Fig.9

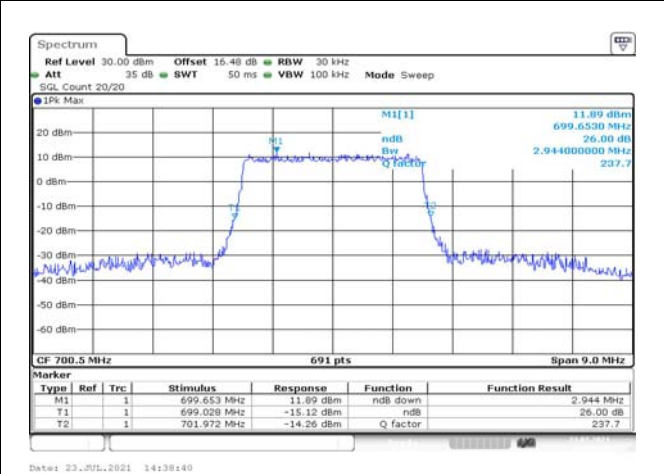


Fig.10

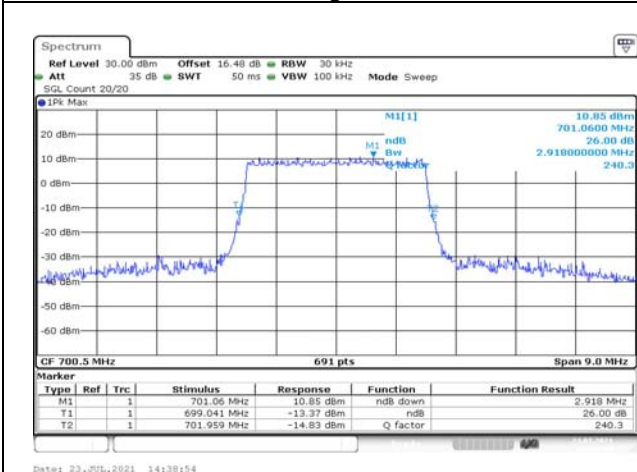


Fig.11

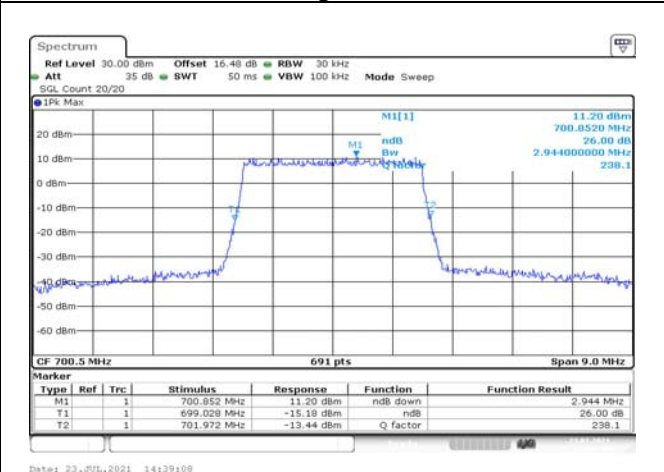


Fig.12

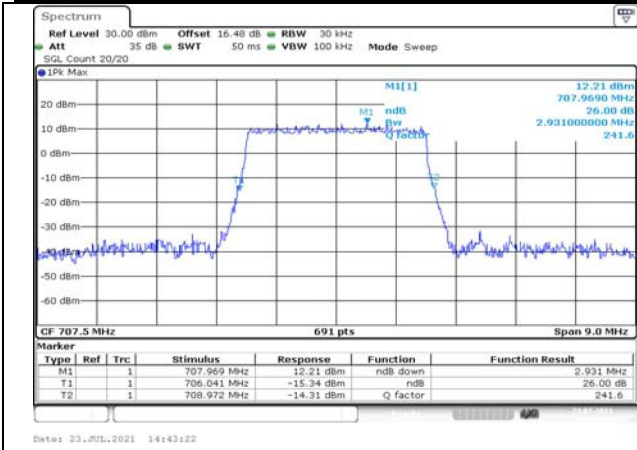


Fig.13

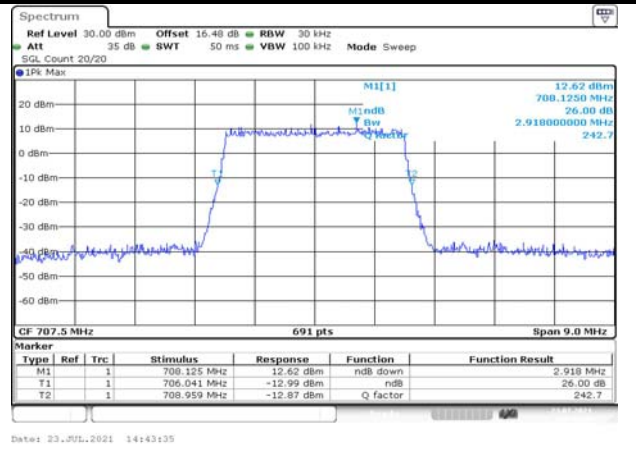


Fig.14

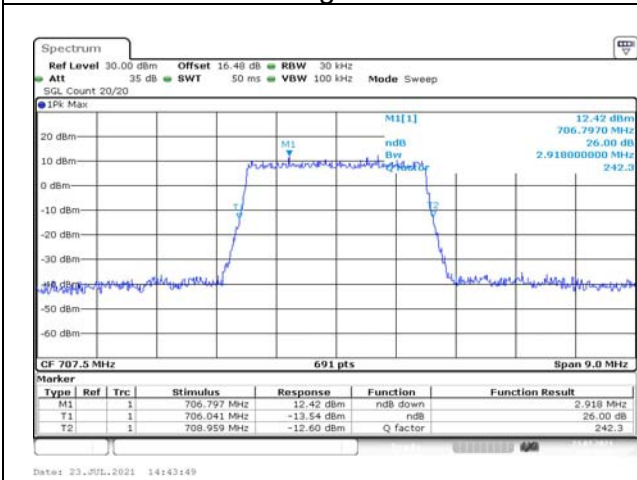


Fig.15

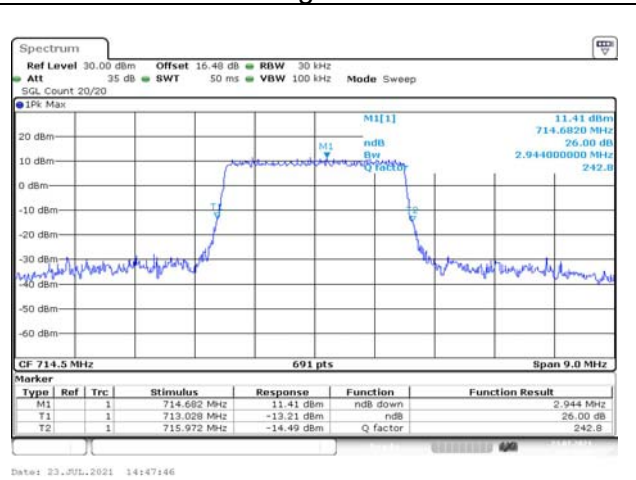


Fig.16

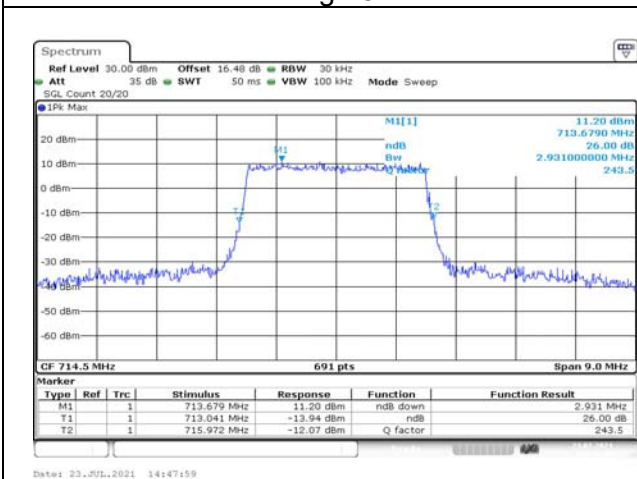


Fig.17



Fig.18

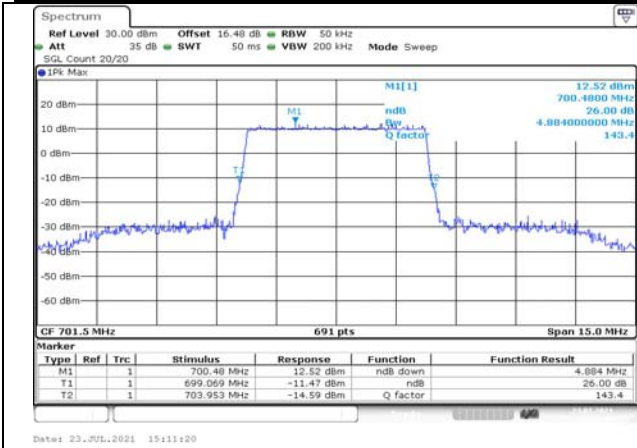


Fig.19

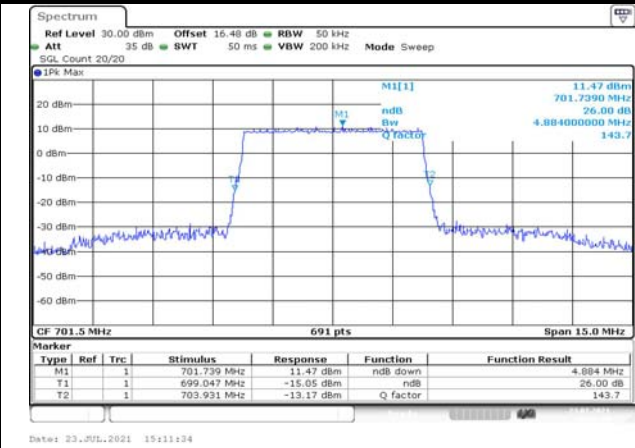


Fig.20

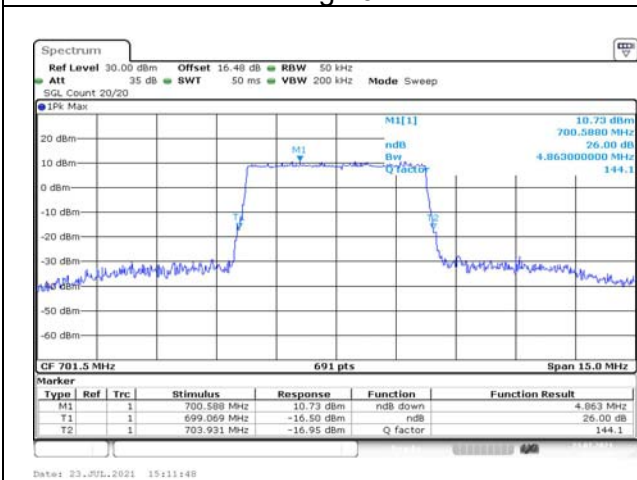


Fig.21

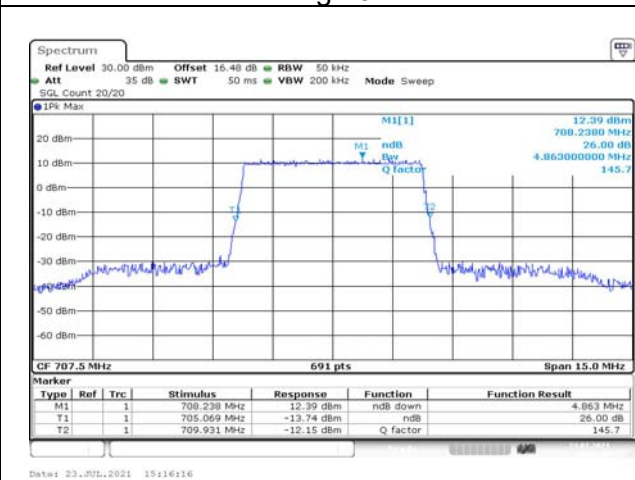


Fig.22

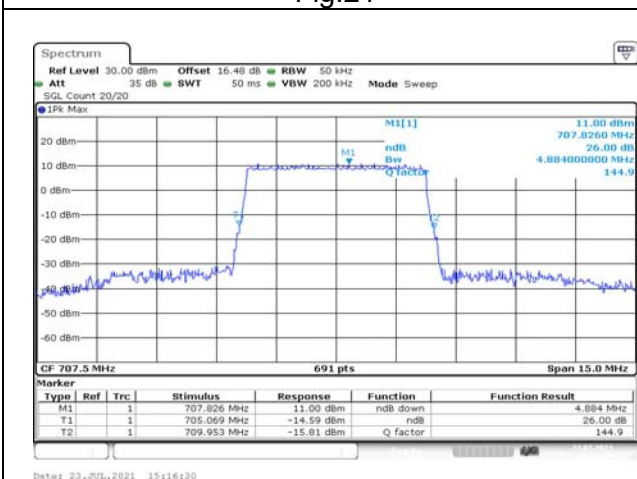


Fig.23

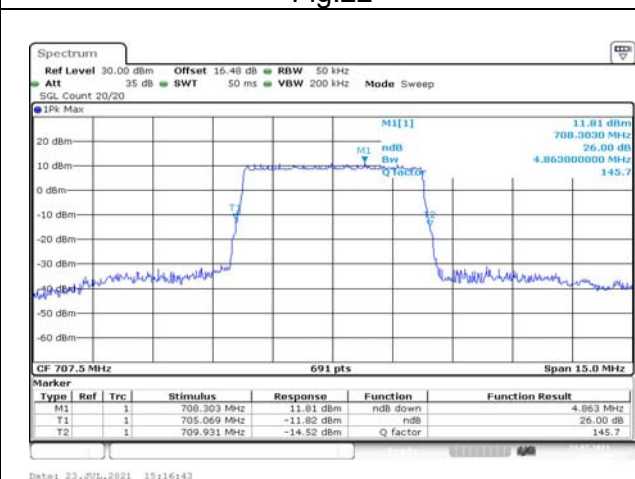


Fig.24

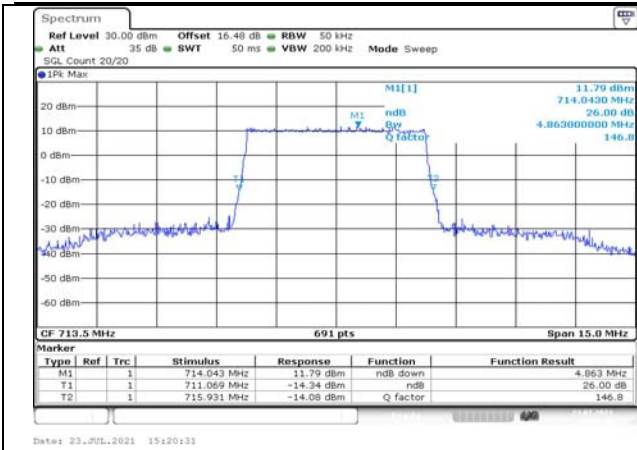


Fig.25

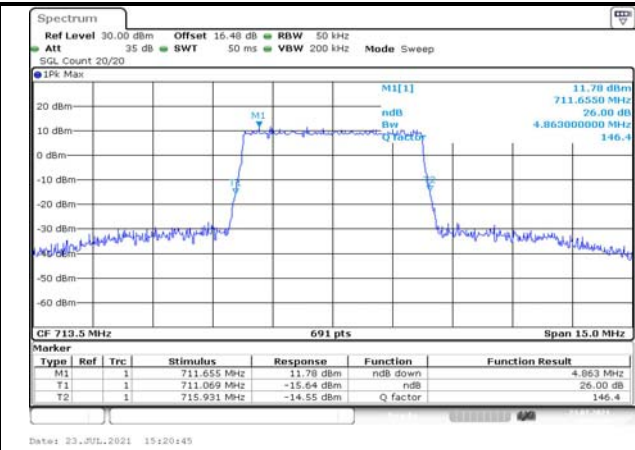


Fig.26

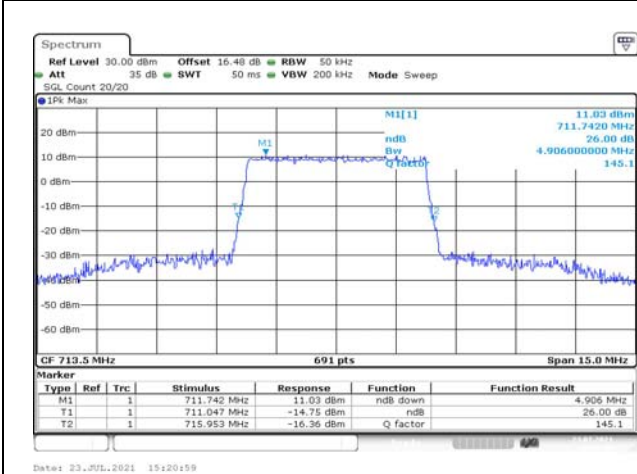


Fig.27

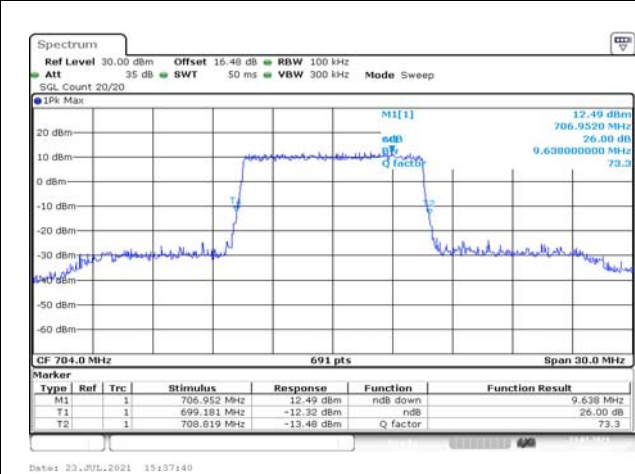


Fig.28

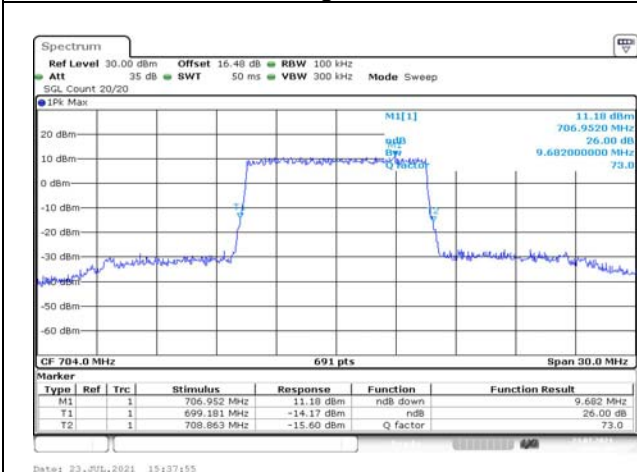


Fig.29

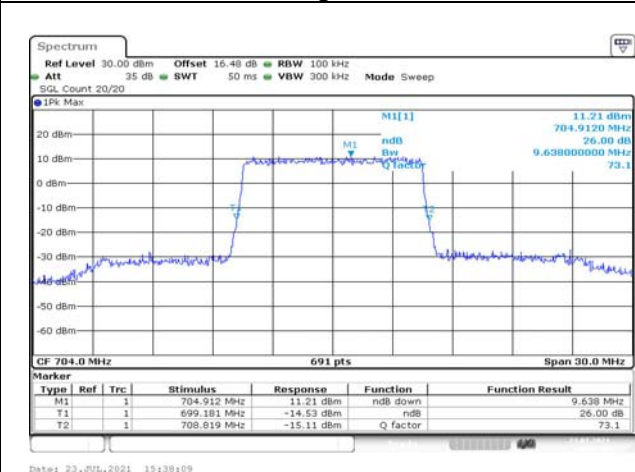


Fig.30

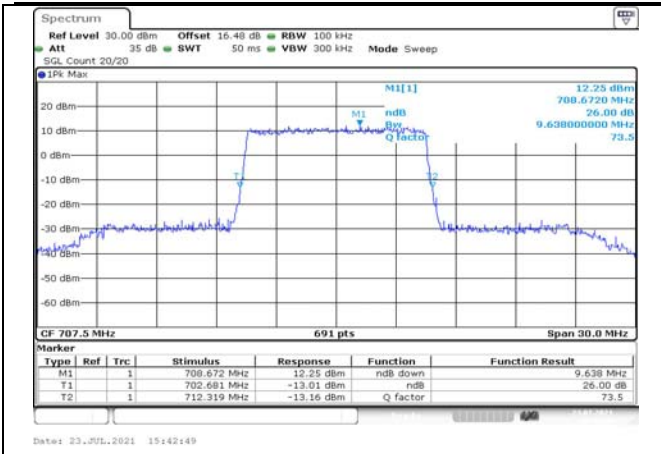


Fig.31

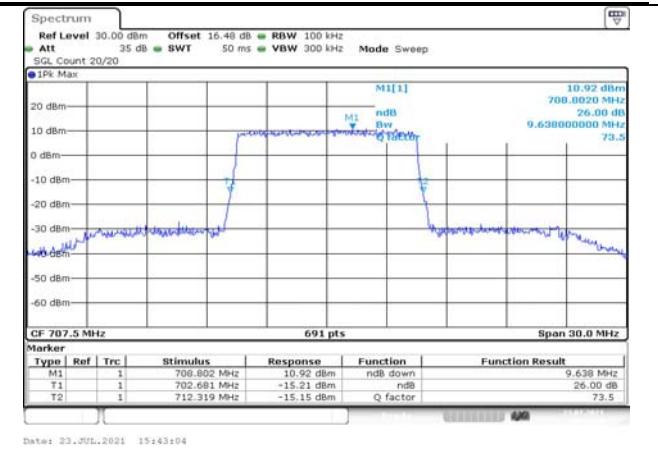


Fig.32

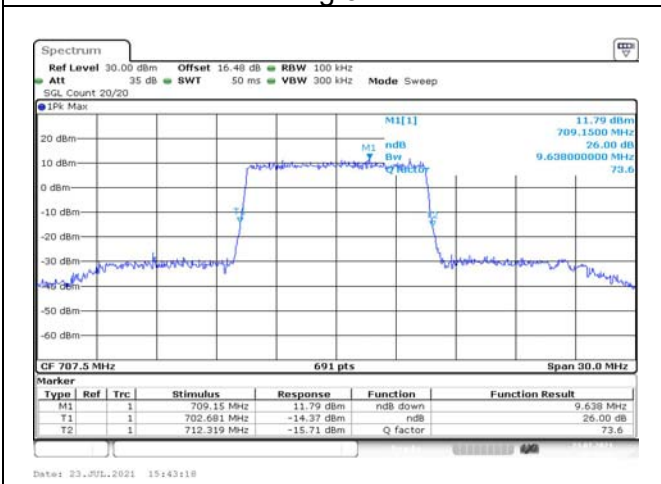


Fig.33

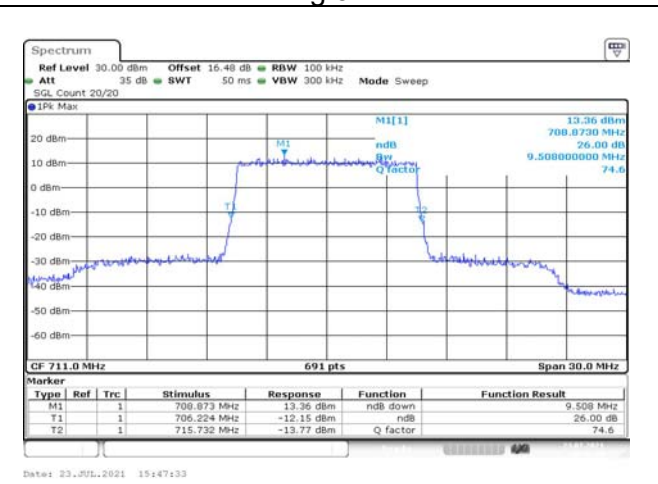


Fig.34

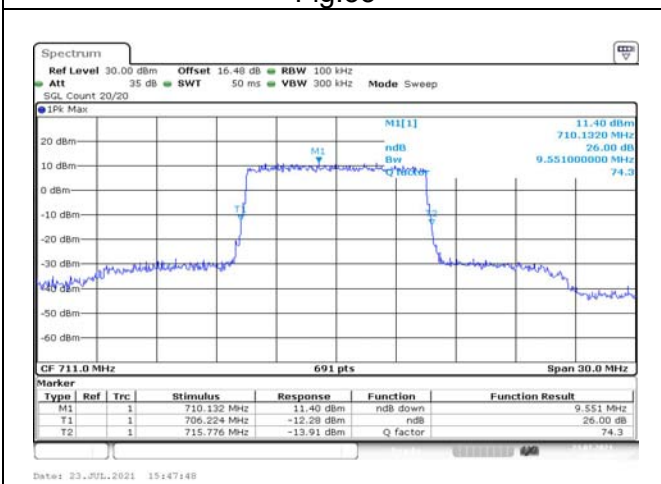


Fig.35



Fig.36

4 Peak-Average Ratio

Band	Carrier frequency (MHz)	Channel	BW (MHz)	RB Size	RB Offset	QPSK	16-QAM	64-QAM
12	699.7	23017	1.4	1	5	Fig.1	Fig.2	Fig.3
	699.7	23017		6	0	Fig.4	Fig.5	Fig.6
	707.5	23095		1	5	Fig.7	Fig.8	Fig.9
	707.5	23095		6	0	Fig.10	Fig.11	Fig.12
	715.3	23173		1	5	Fig.13	Fig.14	Fig.15
	715.3	23173		6	0	Fig.16	Fig.17	Fig.18
	700.5	23025	3	1	14	Fig.19	Fig.20	Fig.21
	700.5	23025		15	0	Fig.22	Fig.23	Fig.24
	707.5	23095		1	14	Fig.25	Fig.26	Fig.27
	707.5	23095		15	0	Fig.28	Fig.29	Fig.30
	714.5	23165		1	14	Fig.31	Fig.32	Fig.33
	714.5	23165		15	0	Fig.34	Fig.35	Fig.36
	701.5	23035	5	1	24	Fig.37	Fig.38	Fig.39
	701.5	23035		25	0	Fig.40	Fig.41	Fig.42
	707.5	23095		1	24	Fig.43	Fig.44	Fig.45
	707.5	23095		25	0	Fig.46	Fig.47	Fig.48
	713.5	23155		1	24	Fig.49	Fig.50	Fig.51
	713.5	23155		25	0	Fig.52	Fig.53	Fig.54
	704	23060	10	1	49	Fig.55	Fig.56	Fig.57
	704	23060		50	0	Fig.58	Fig.59	Fig.60
	707.5	23095		1	49	Fig.61	Fig.62	Fig.63
	707.5	23095		50	0	Fig.64	Fig.65	Fig.66
	711	23130		1	49	Fig.67	Fig.68	Fig.69
	711	23130		50	0	Fig.70	Fig.71	Fig.72

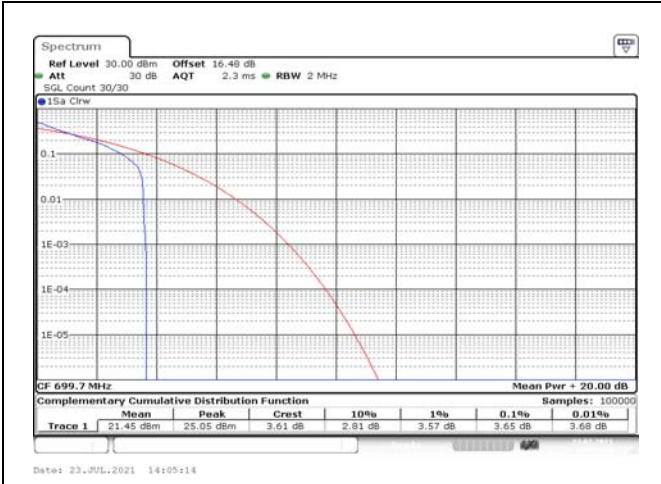


Fig.1

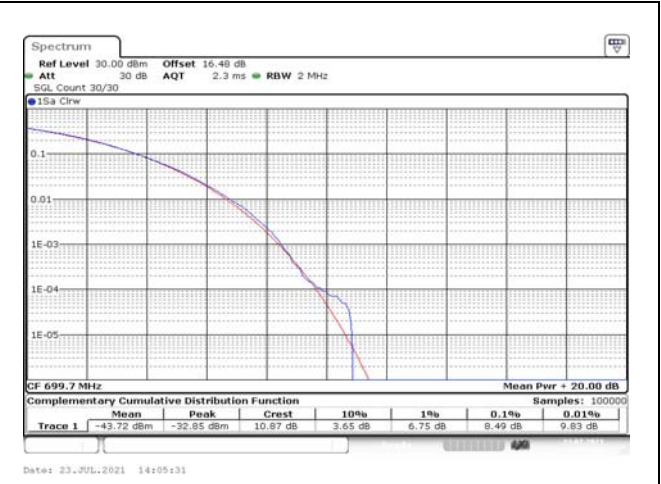


Fig.2

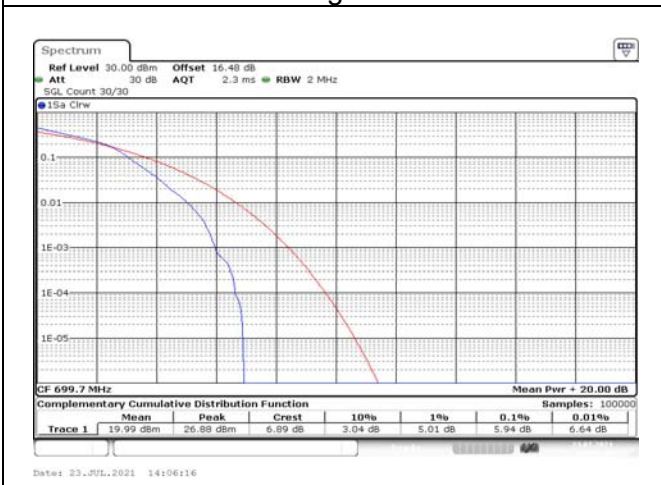


Fig.3

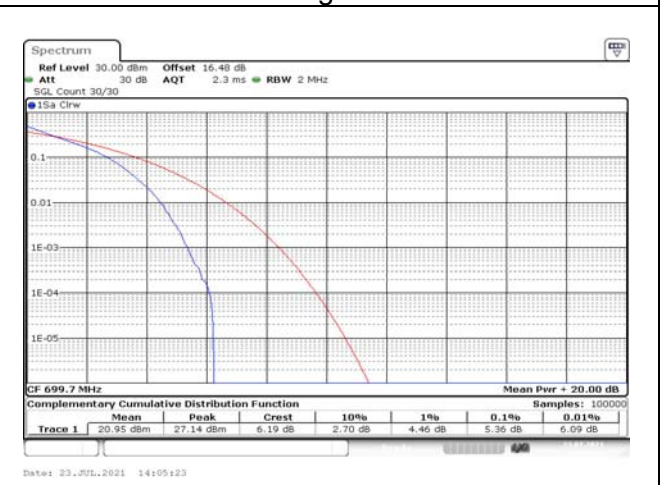


Fig.4

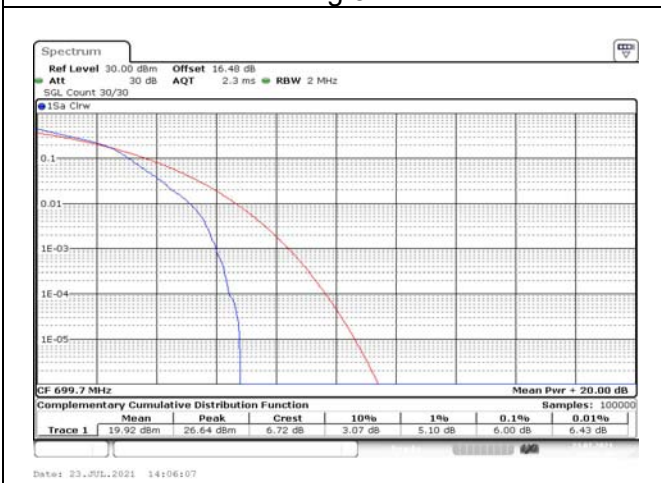


Fig.5

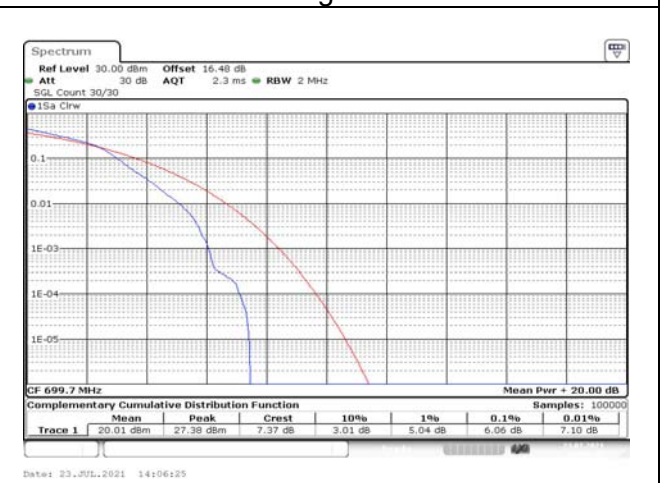


Fig.6

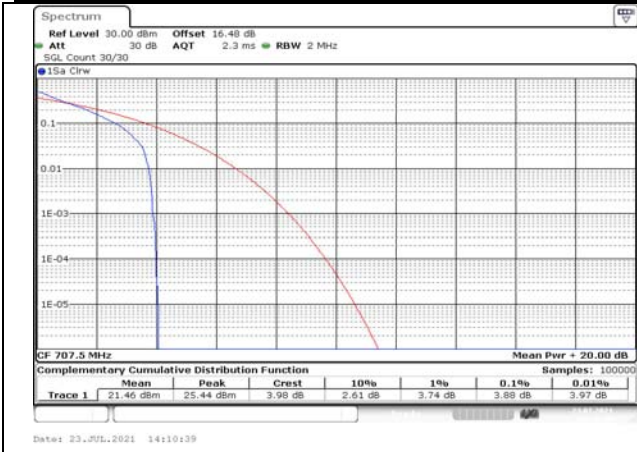


Fig.7

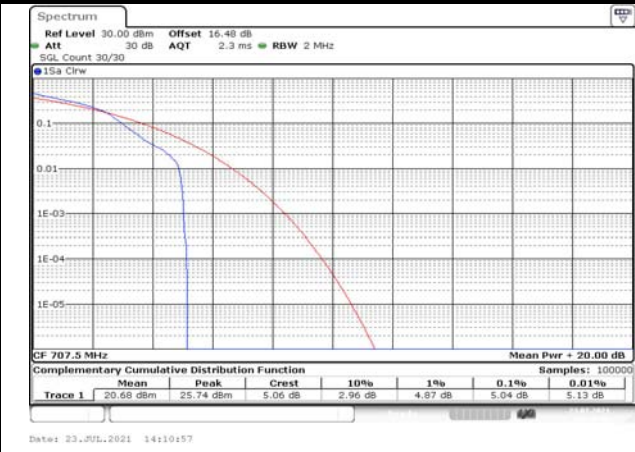


Fig.8

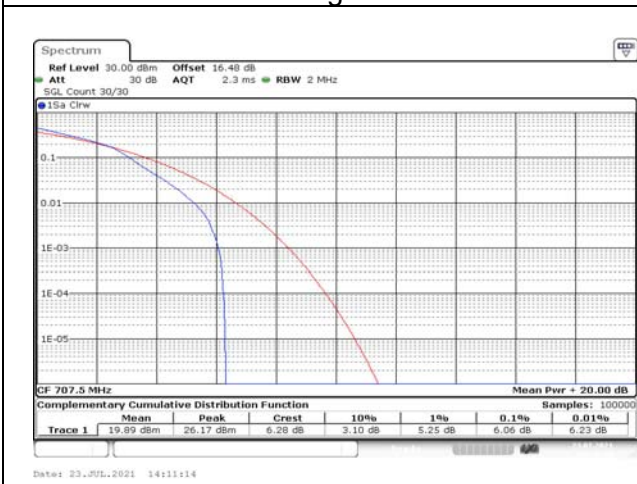


Fig.9

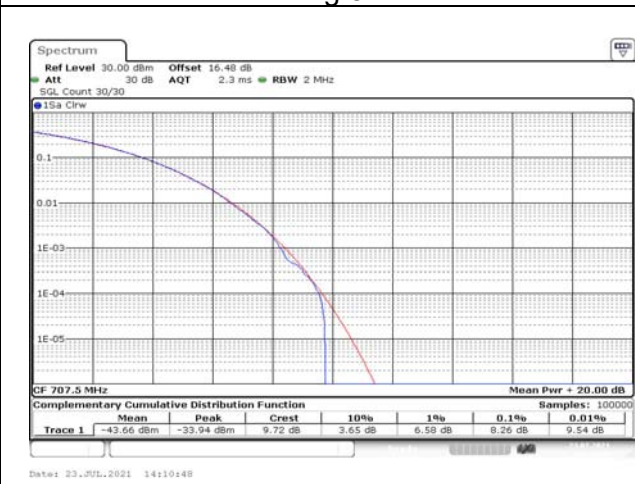


Fig.10

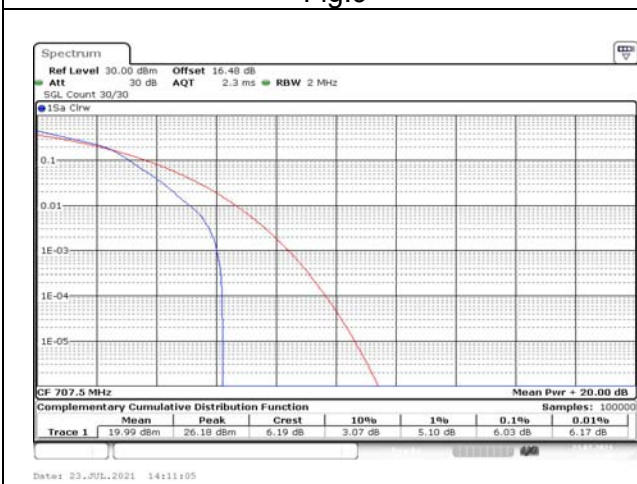


Fig.11

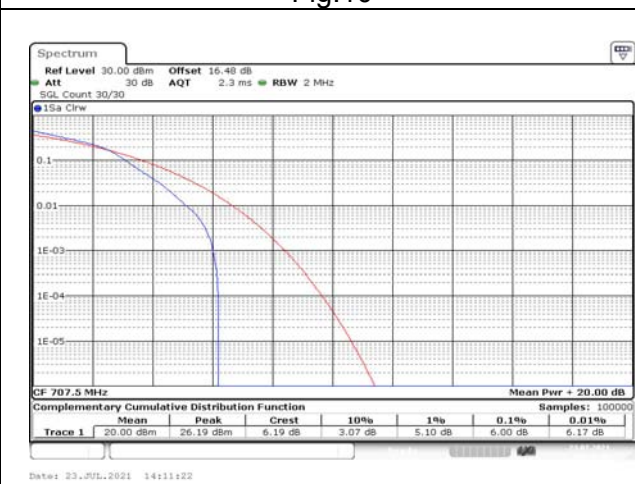


Fig.12

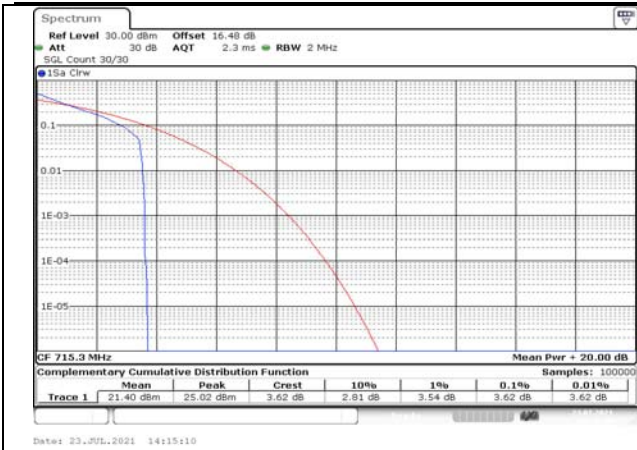


Fig.13

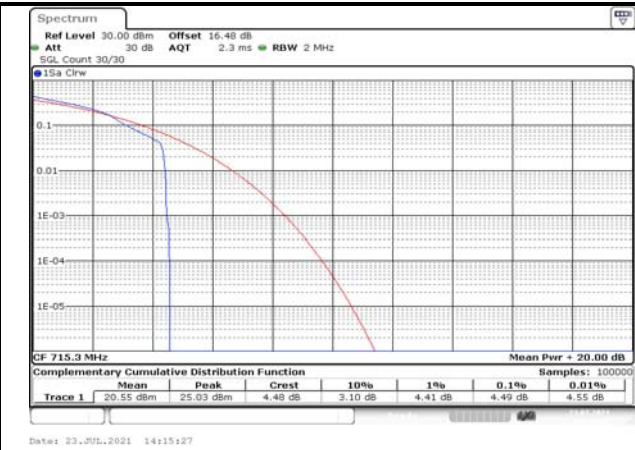


Fig.14

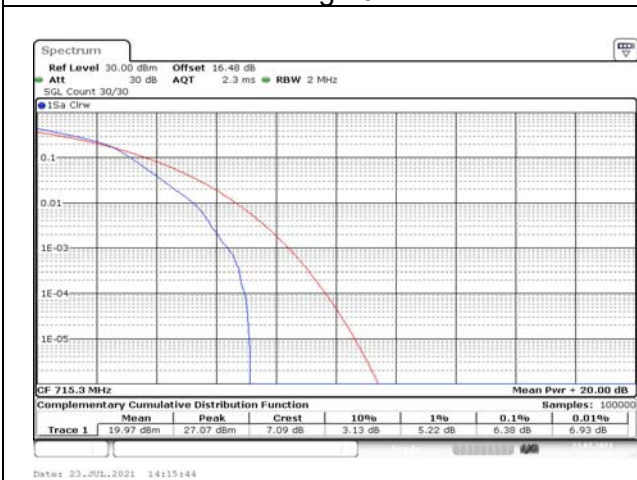


Fig.15

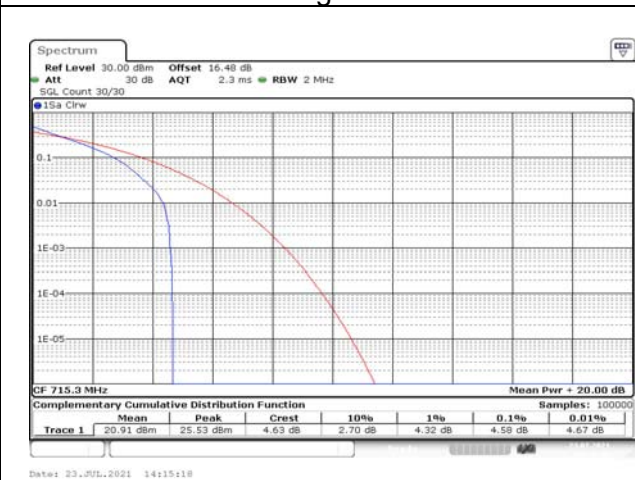


Fig.16

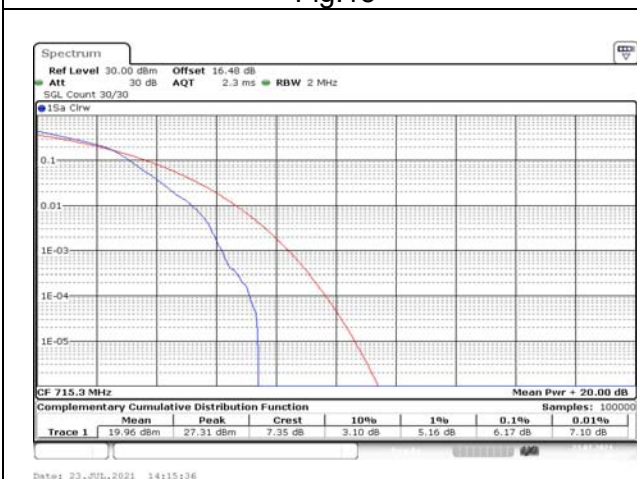


Fig.17

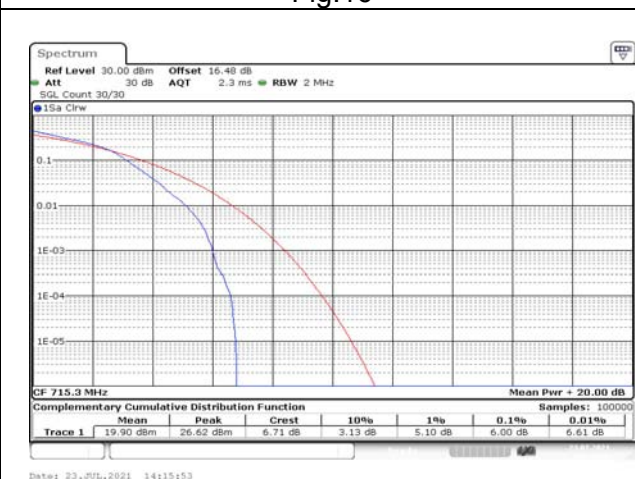


Fig.18



Fig.19

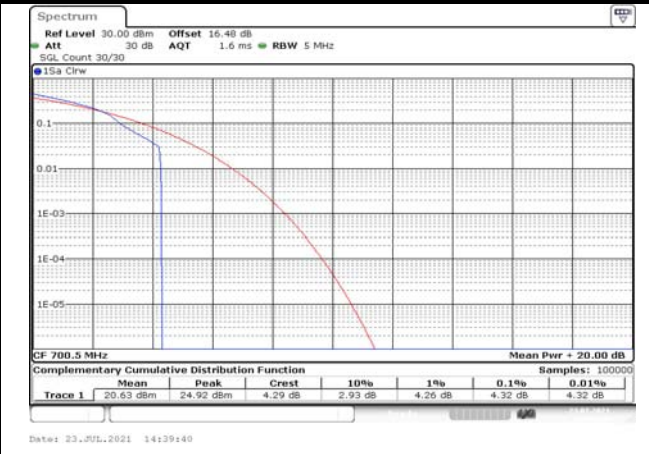


Fig.20



Fig.21

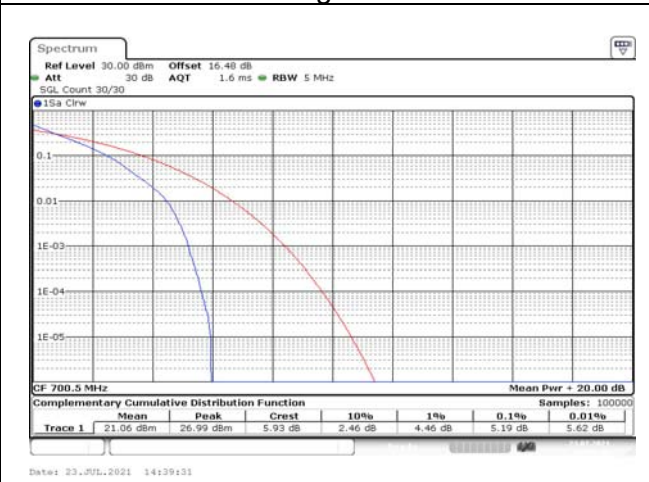


Fig.22

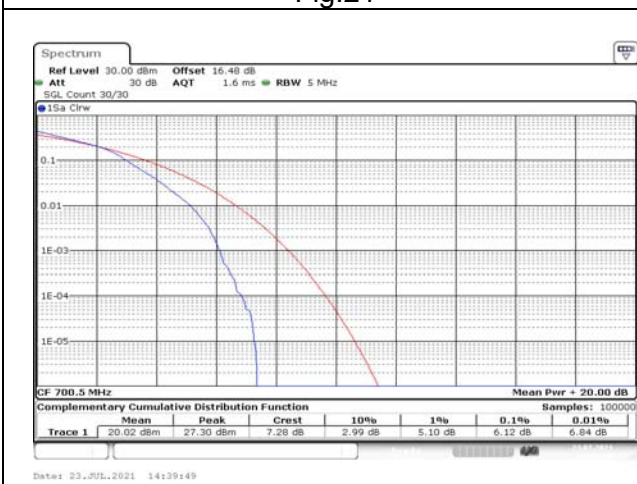


Fig.23

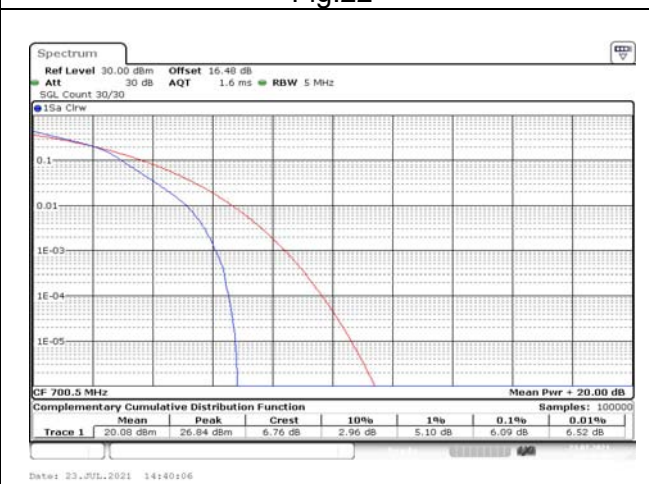


Fig.24



Fig.25

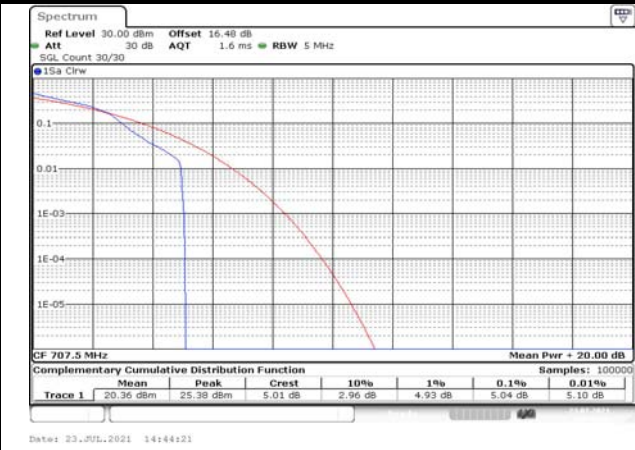


Fig.26

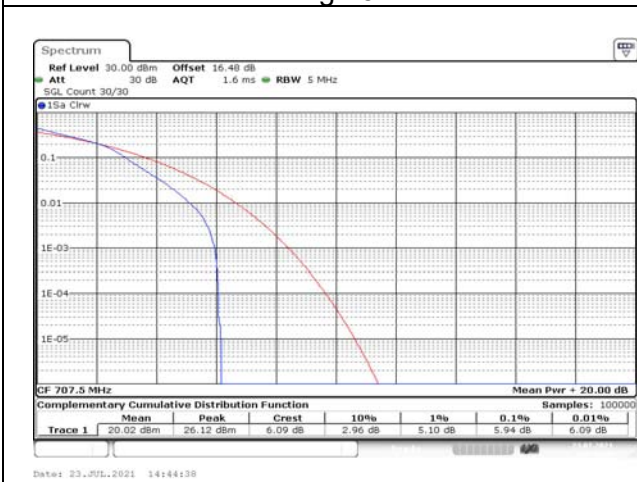


Fig.27

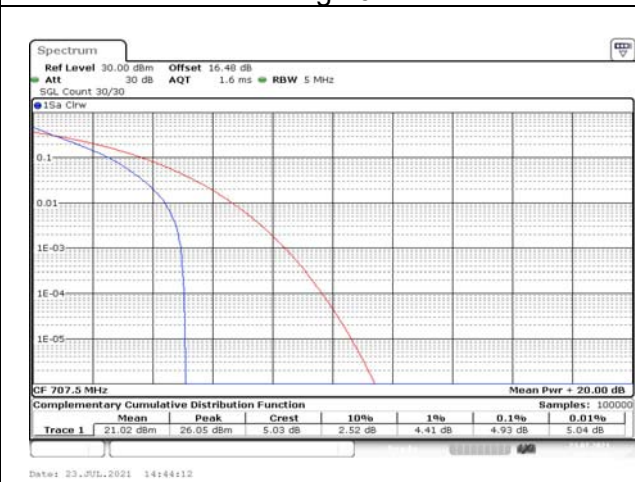


Fig.28

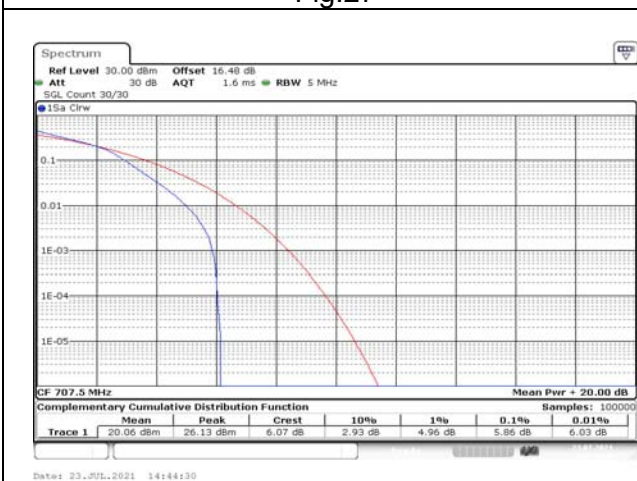


Fig.29

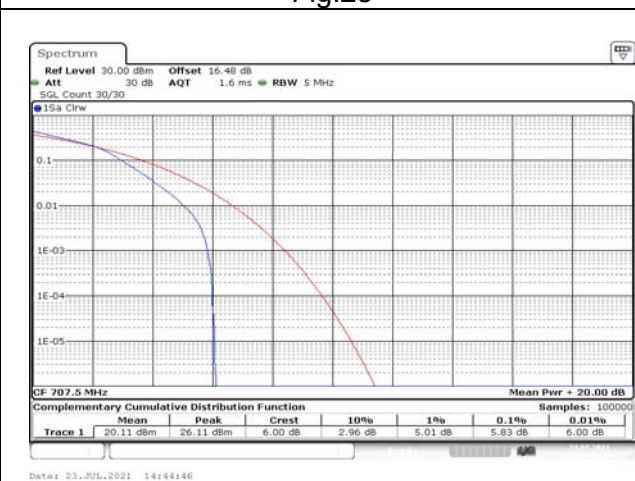


Fig.30

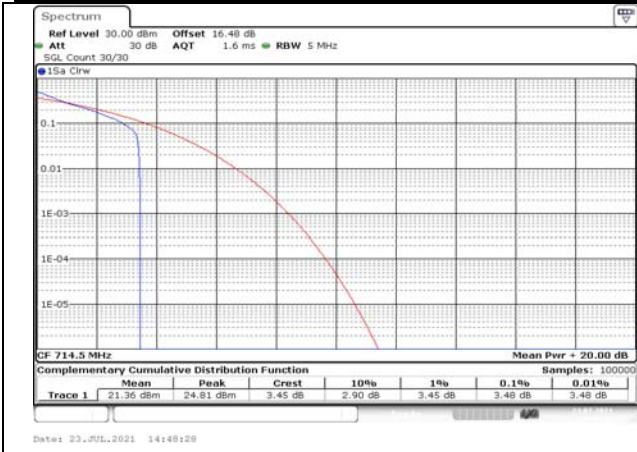


Fig.31

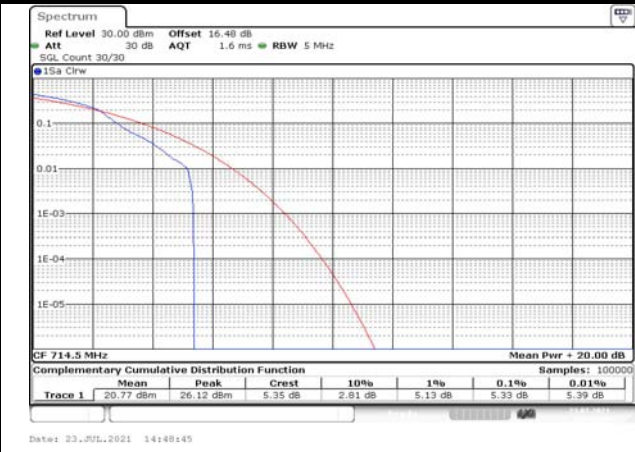


Fig.32

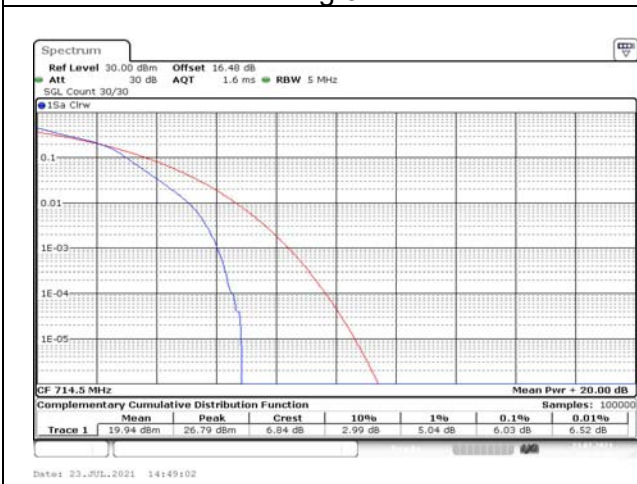


Fig.33

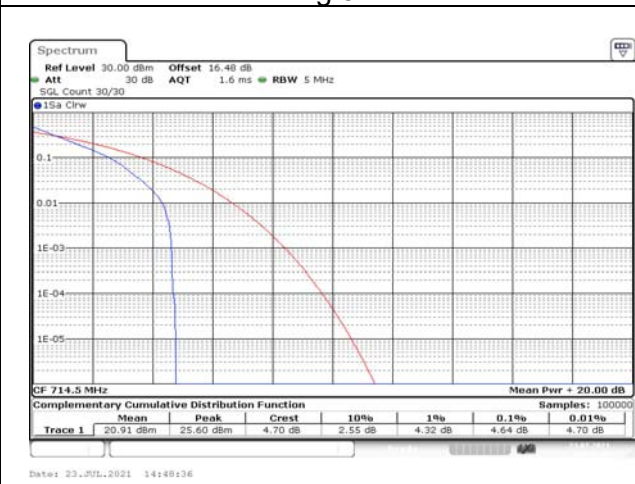


Fig.34

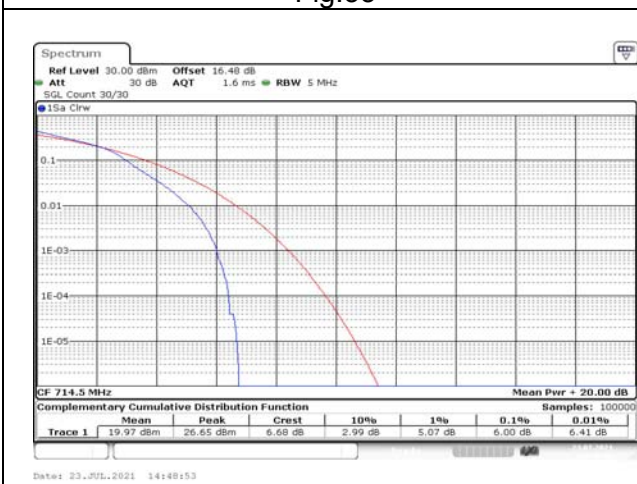


Fig.35

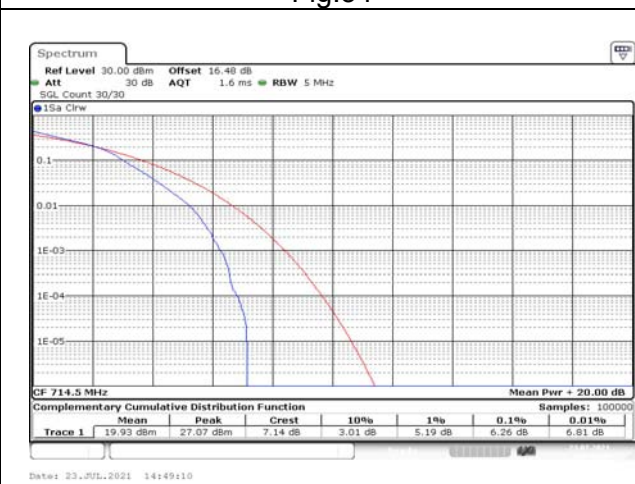


Fig.36



Fig.37

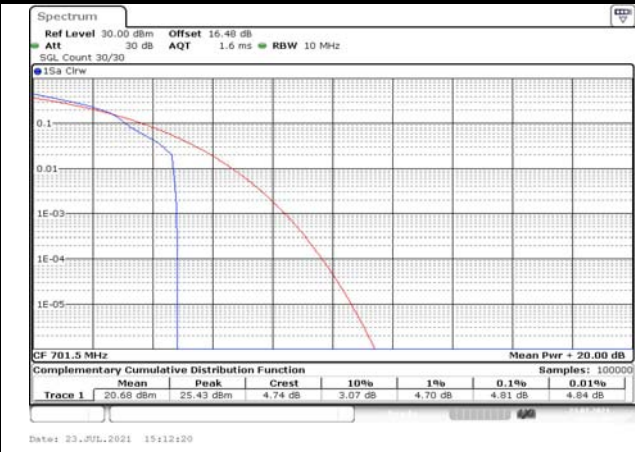


Fig.38

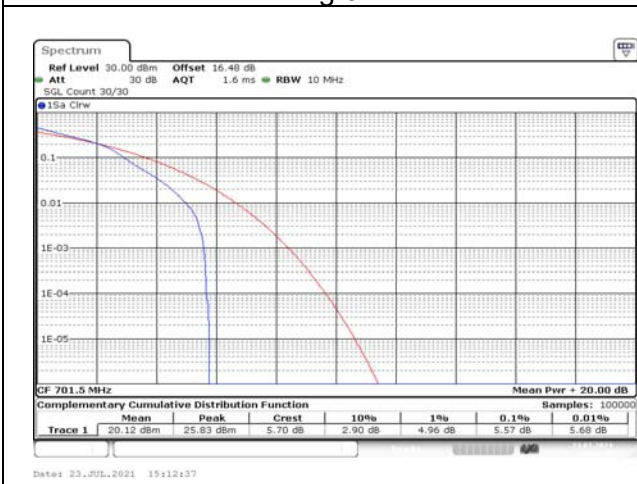


Fig.39

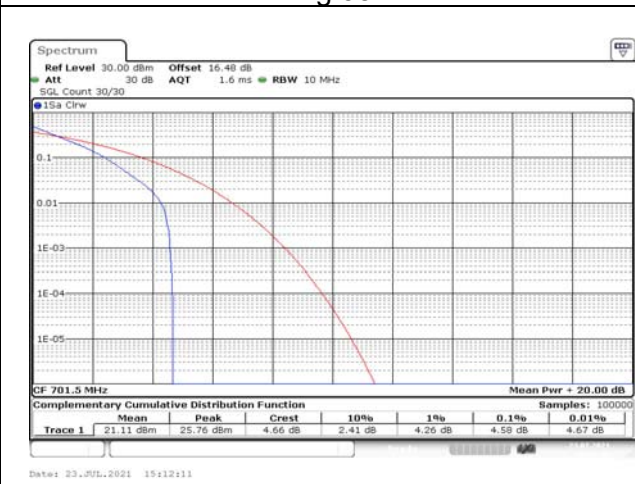


Fig.40

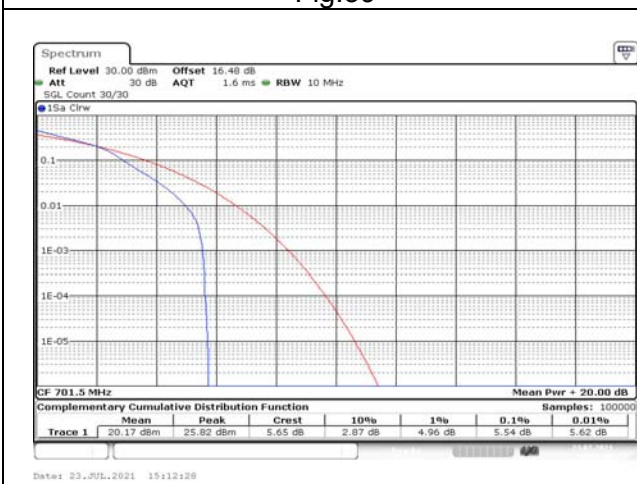


Fig.41

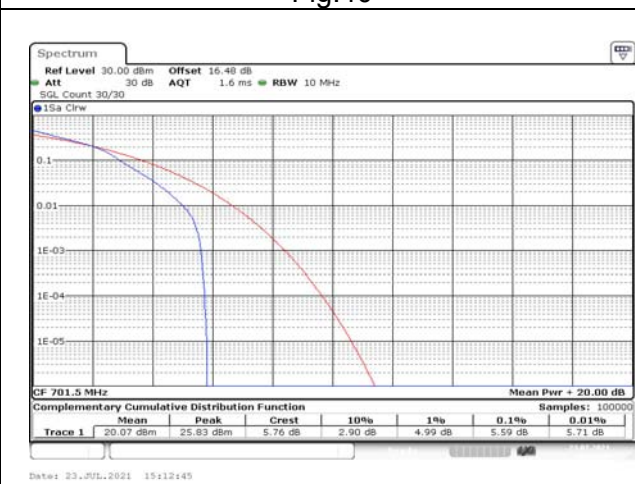


Fig.42



Fig.43



Fig.44

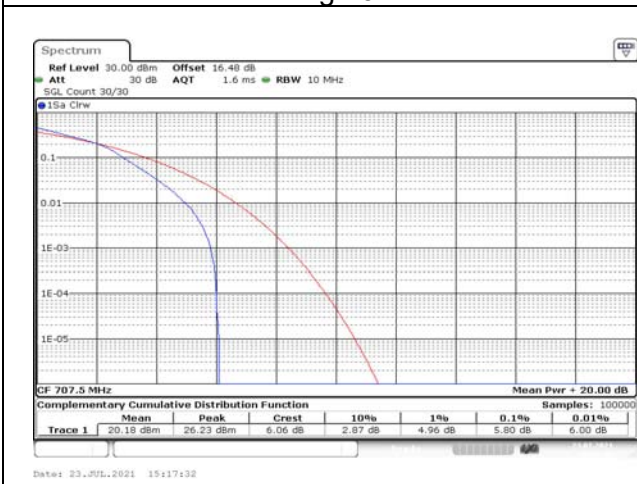


Fig.45

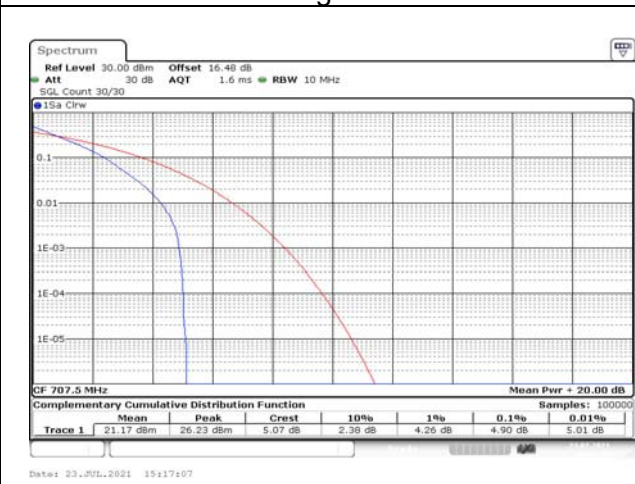


Fig.46

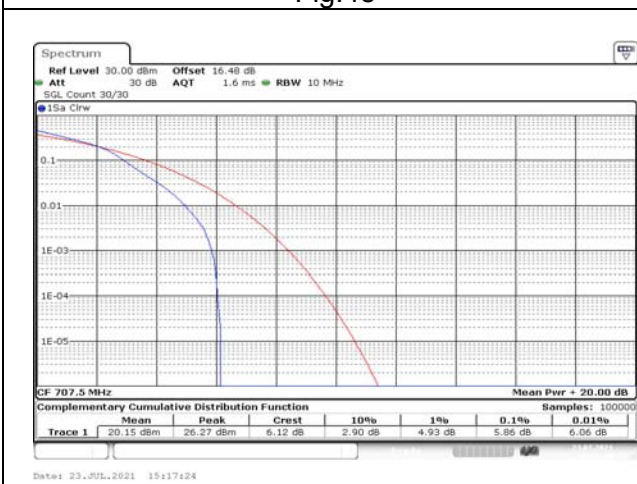


Fig.47

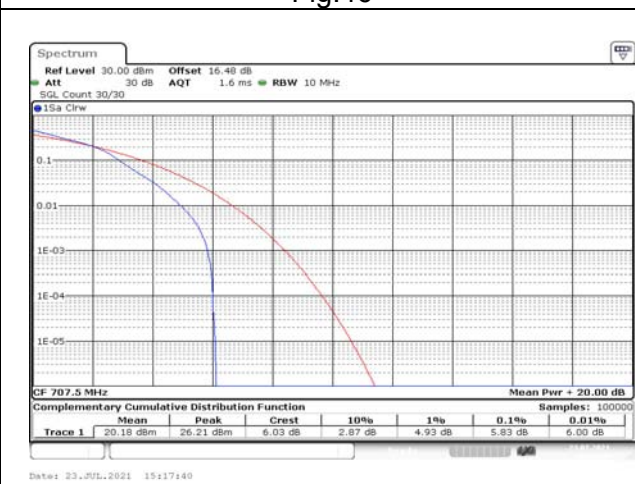


Fig.48

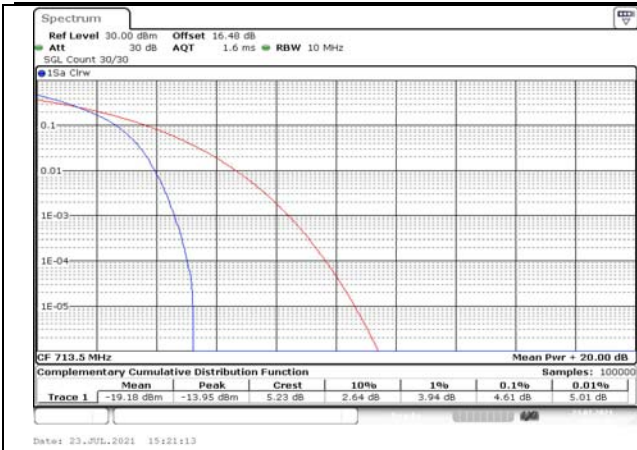


Fig.49

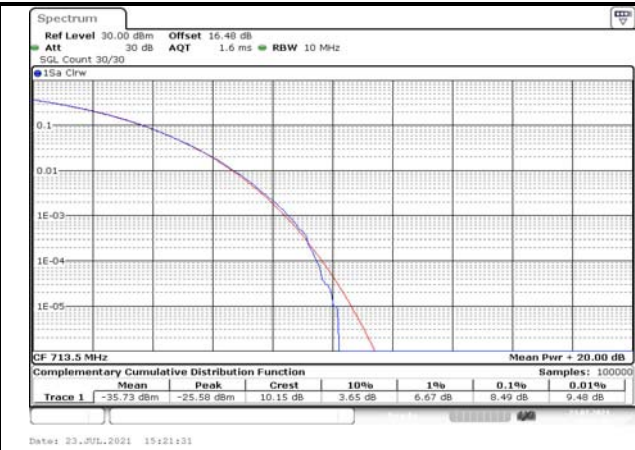


Fig.50

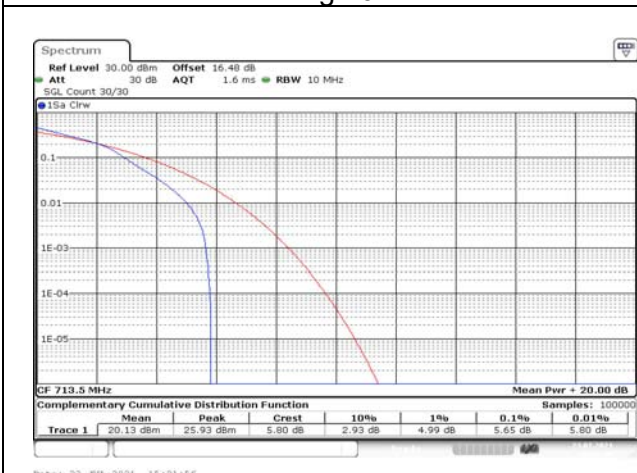


Fig.51

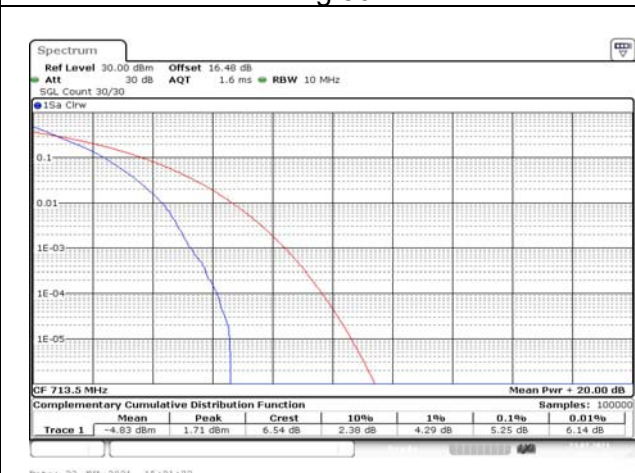


Fig.52

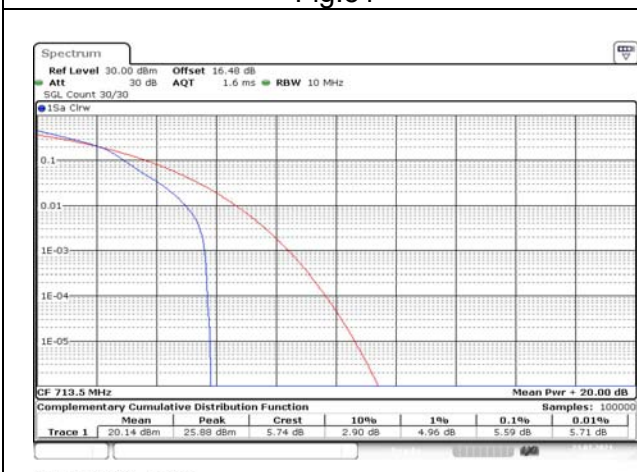


Fig.53

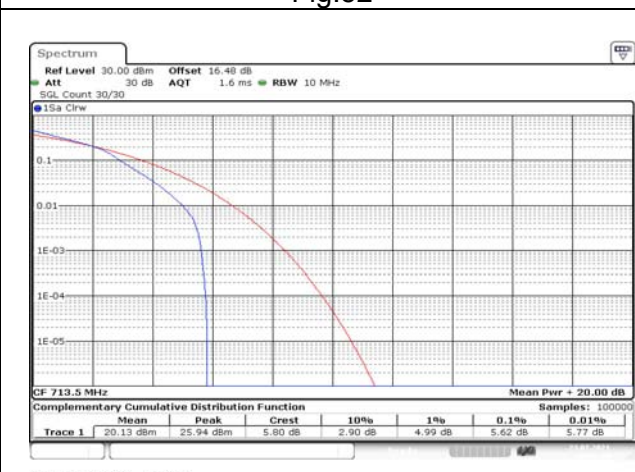


Fig.54



Fig.55

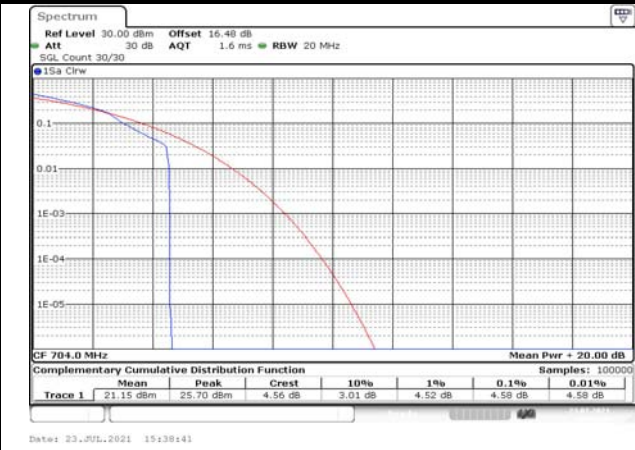


Fig.56

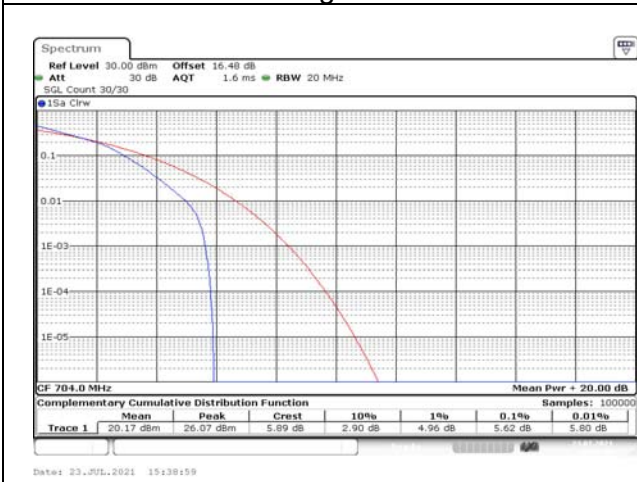


Fig.57

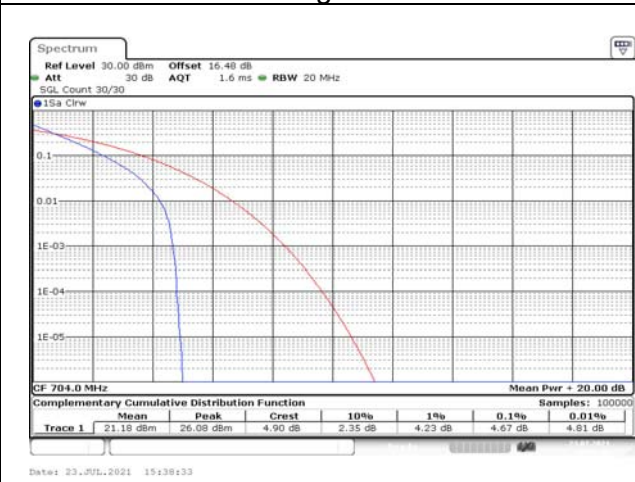


Fig.58

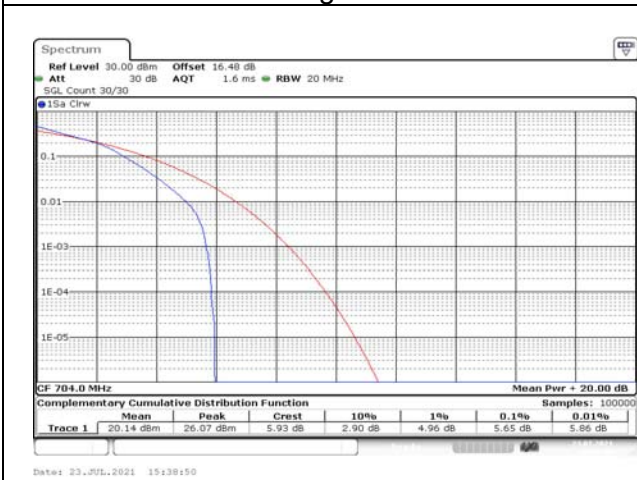


Fig.59

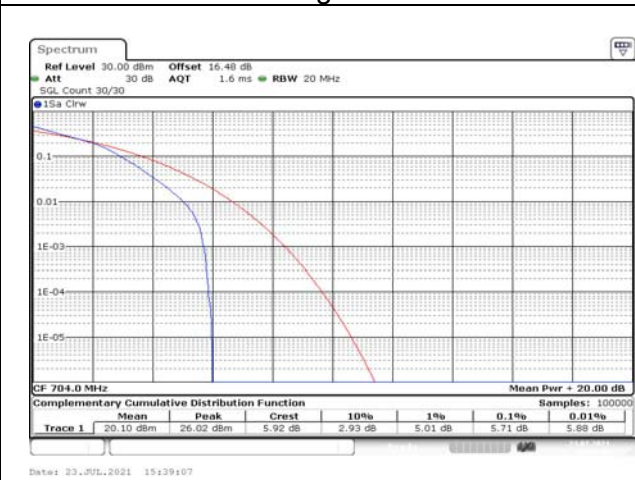


Fig.60

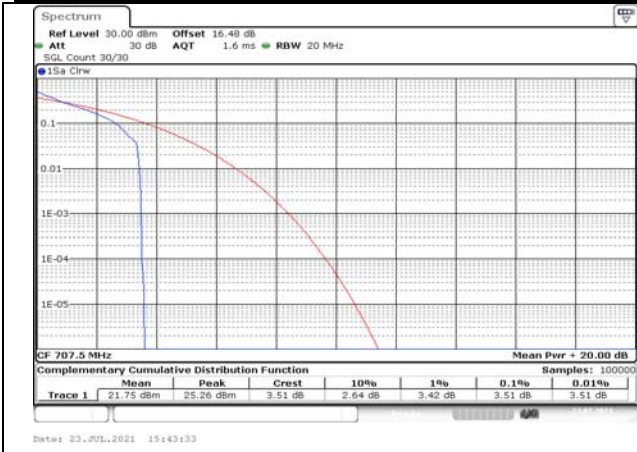


Fig.61

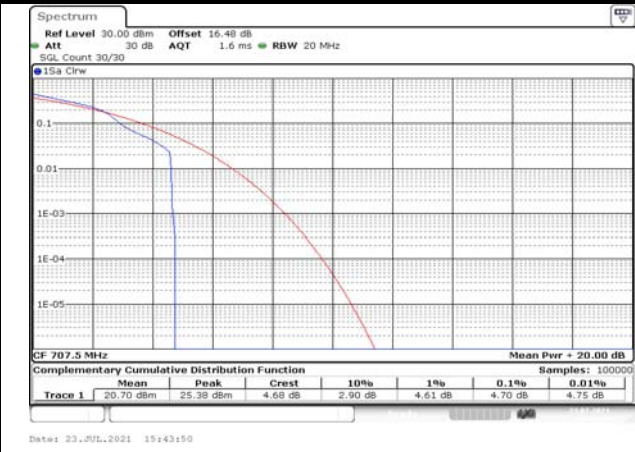


Fig.62

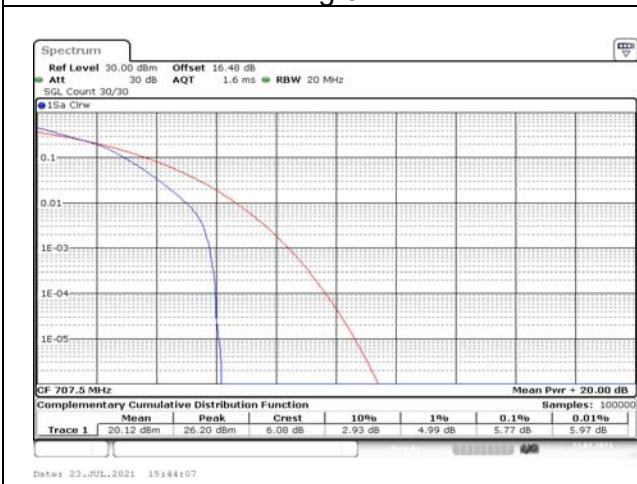


Fig.63

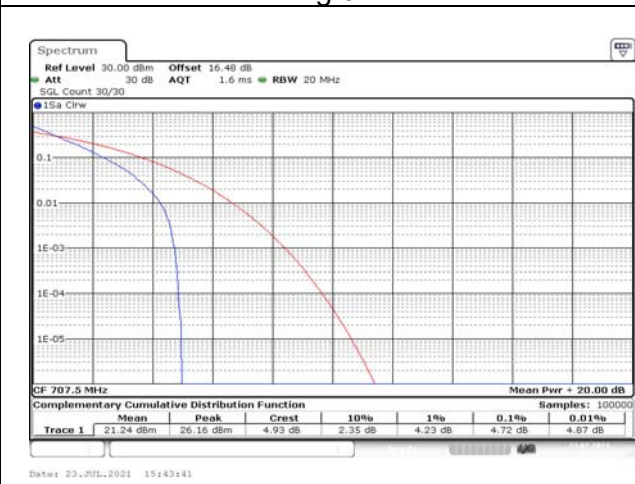


Fig.64

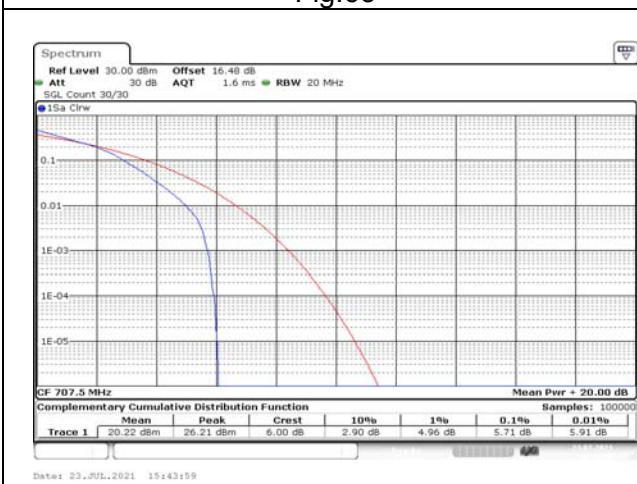


Fig.65

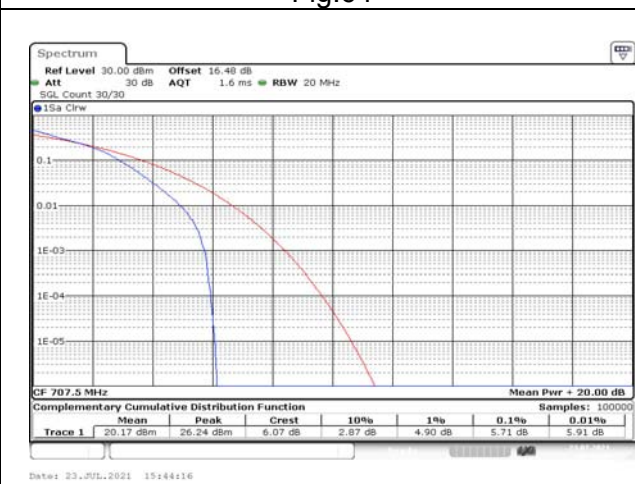


Fig.66

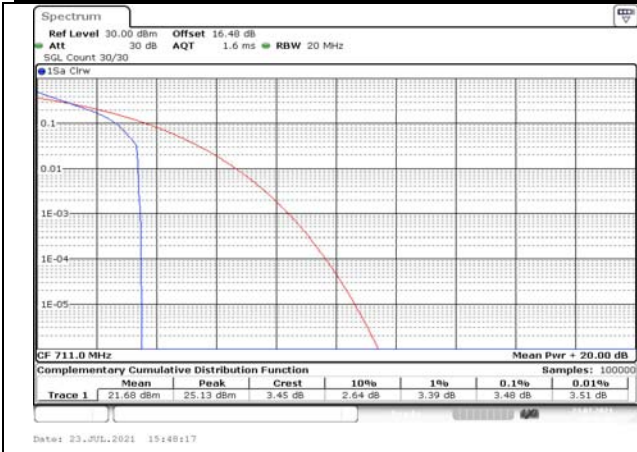


Fig.67

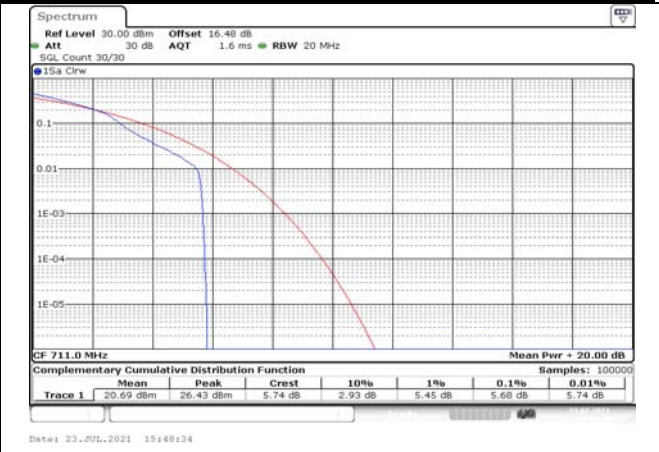


Fig.68

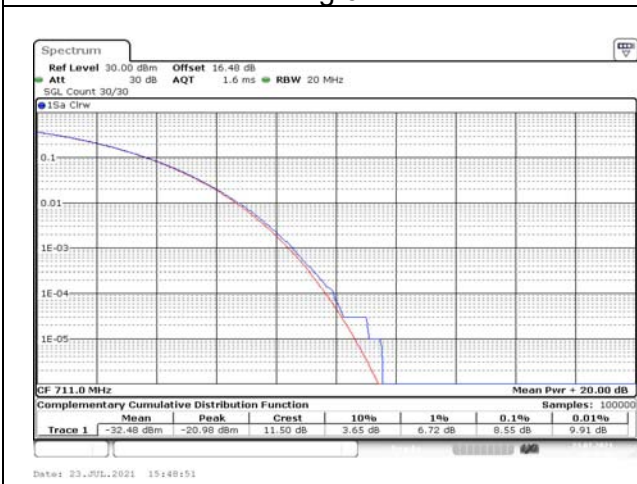


Fig.69

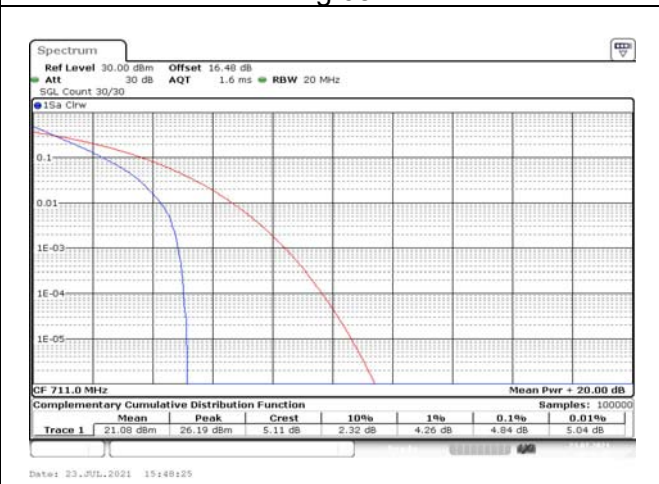


Fig.70

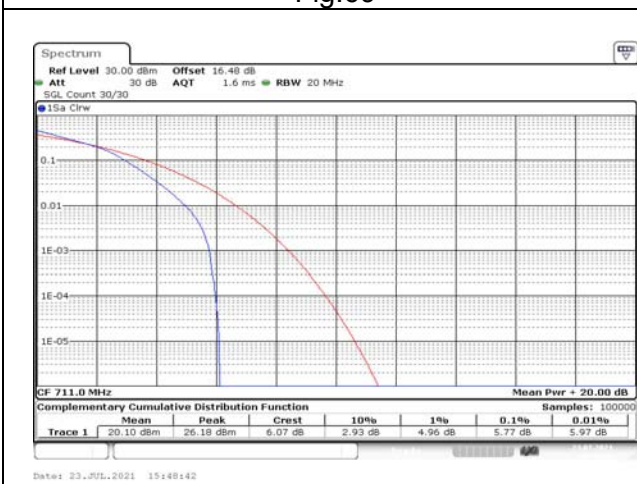


Fig.71

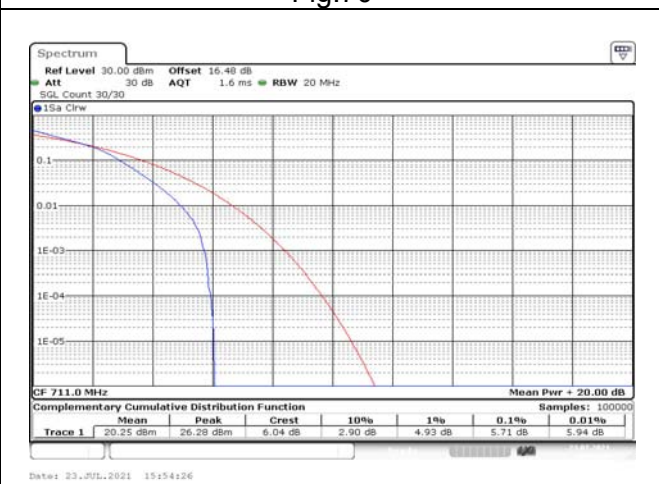


Fig.72

5 Spurious Emissions at antenna terminal

Band	Carrier frequency (MHz)	Channel	BW	RB Size	RB Offset	Conducted Spurious Plot
						QPSK
12	704	23060	10	1	0	Fig.1
	707.5	23095		1	0	Fig.2
	711	23130		1	0	Fig.3

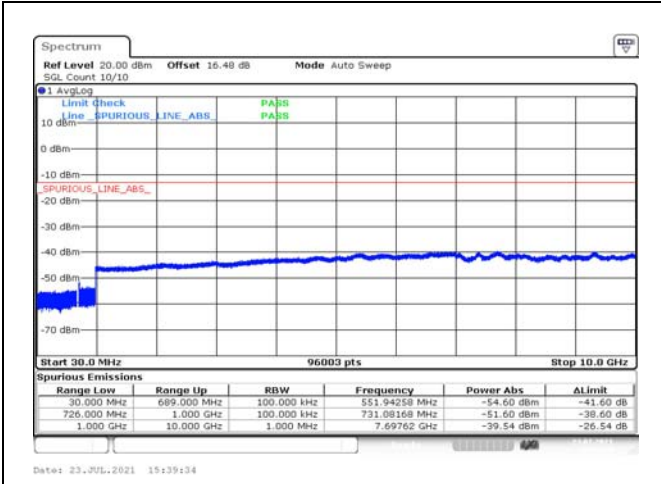


Fig.1

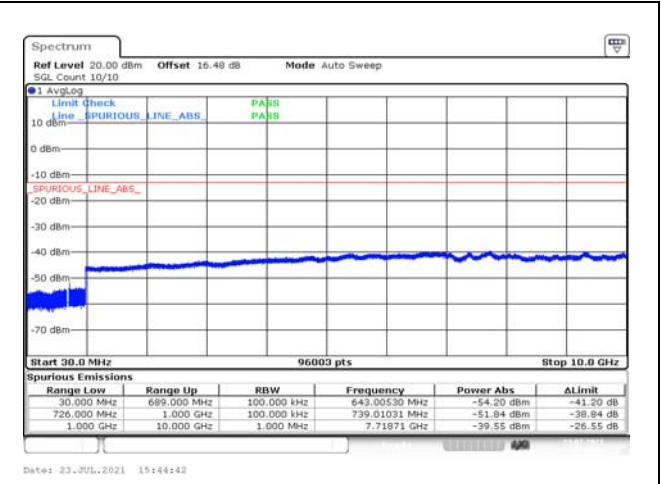


Fig.2

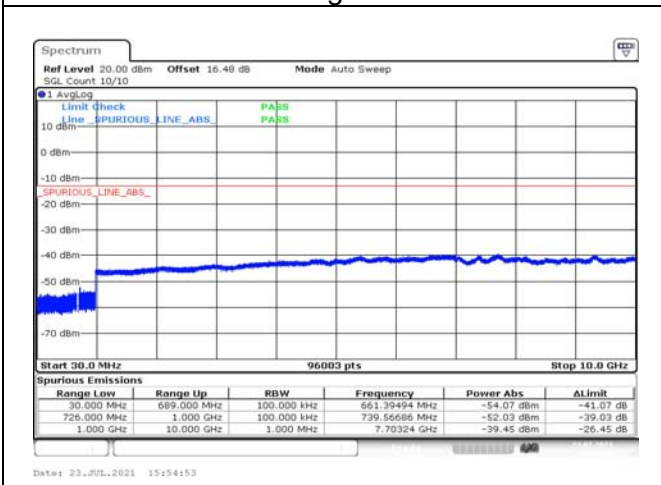


Fig.3

6 Band Edges Compliance

Band	Carrier frequency (MHz)	Channel	BW	RB Size	RB Offset	Band Edges Plot	
						QPSK	
12	699.7	23017	1.4	1	0	Fig.1	
				6	0	Fig.2	
	715.3	23173		1	5	Fig.3	
				6	0	Fig.4	
	700.5	23025	3	1	0	Fig.5	
				15	0	Fig.6	
				1	14	Fig.7	
				15	0	Fig.8	
	701.5	23035		5	1	0	Fig.9
					25	0	Fig.10
			1		24	Fig.11	
			25		0	Fig.12	
	713.5	23155	10		1	0	Fig.13
					50	0	Fig.14
					1	49	Fig.15
					50	0	Fig.16
704	23060						
711	23130						

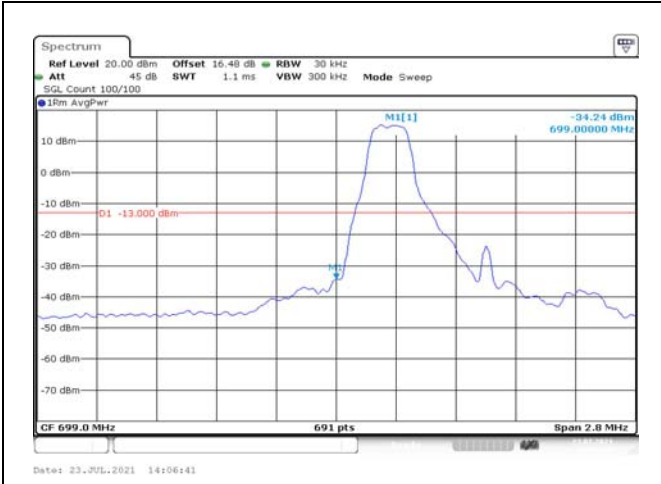


Fig.1



Fig.2



Fig.3

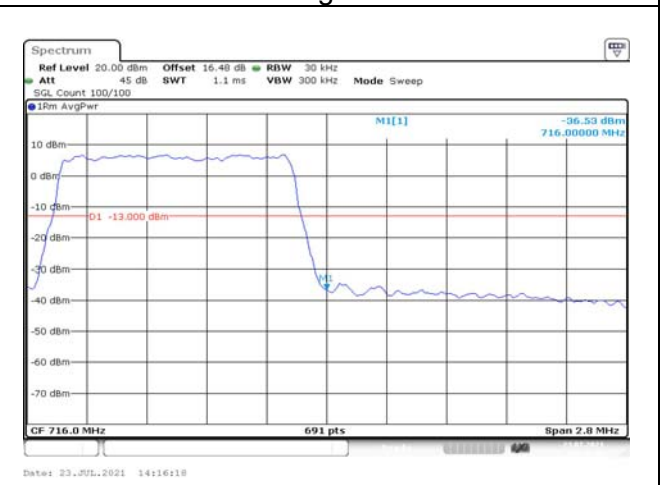


Fig.4

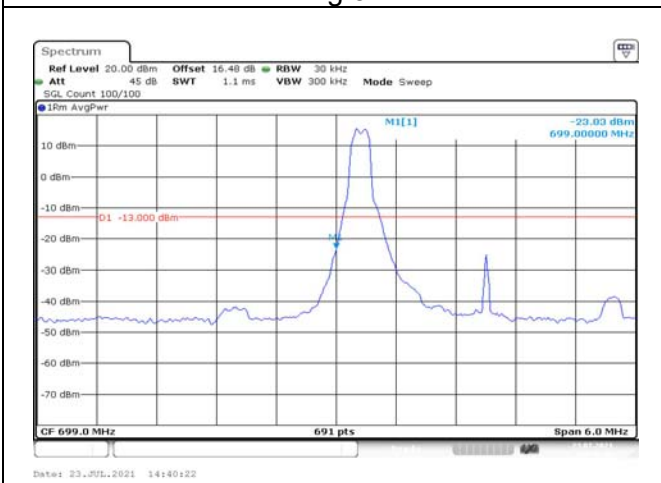


Fig.5

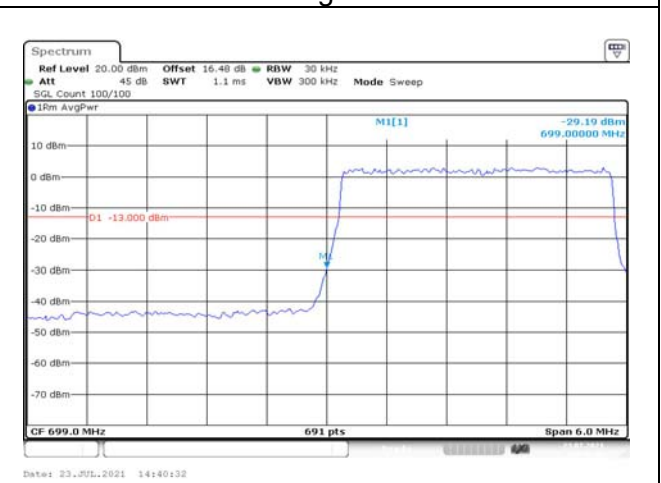


Fig.6

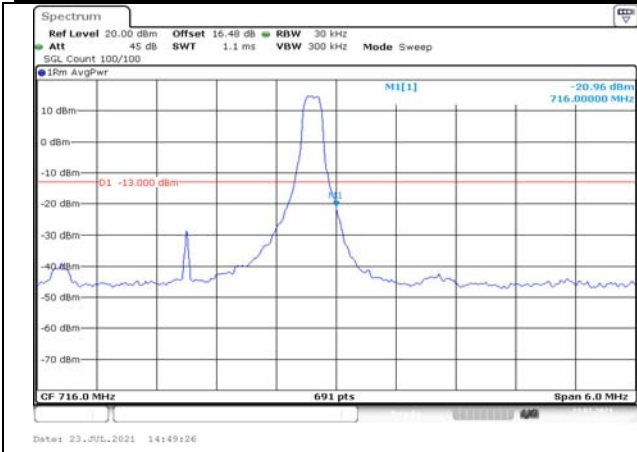


Fig.7



Fig.8

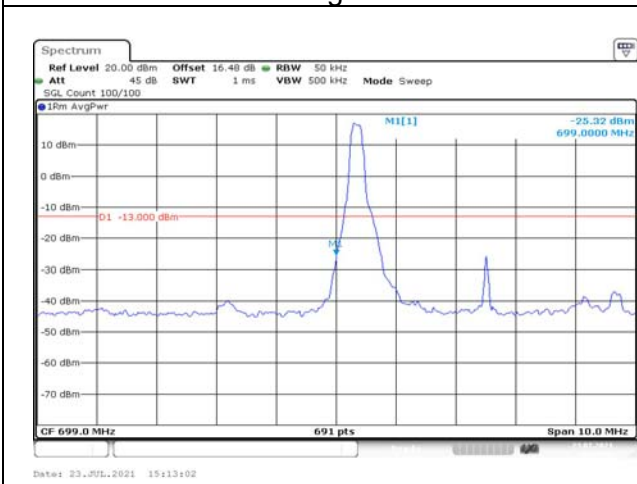


Fig.9

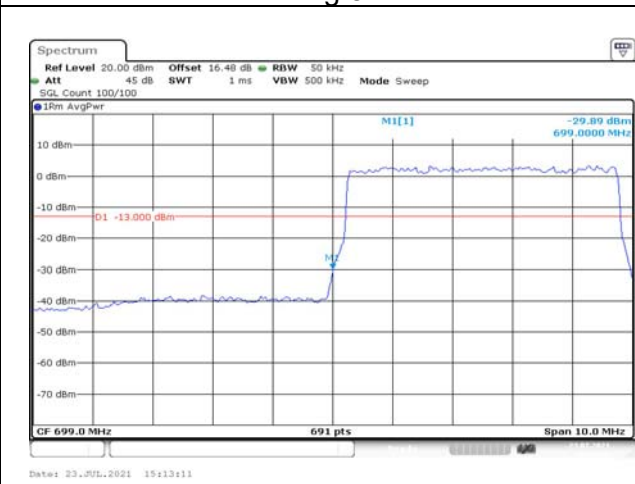


Fig.10

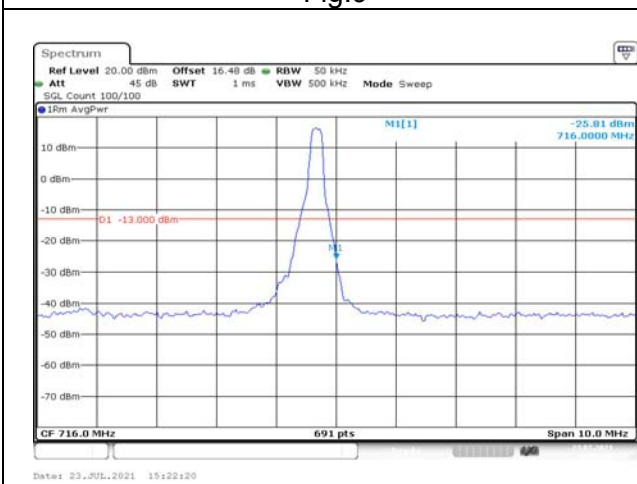


Fig.11

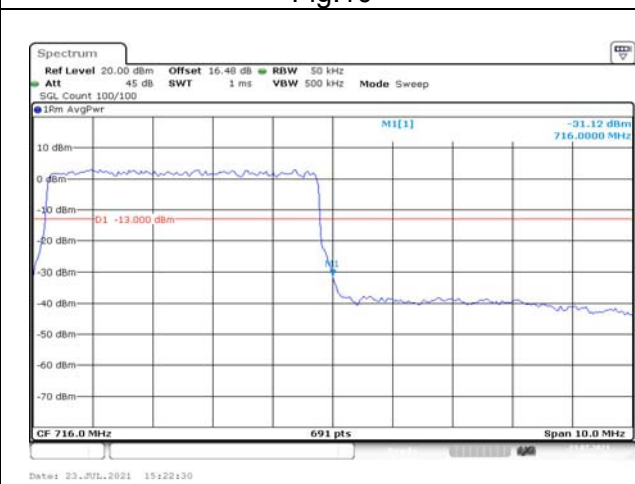


Fig.12

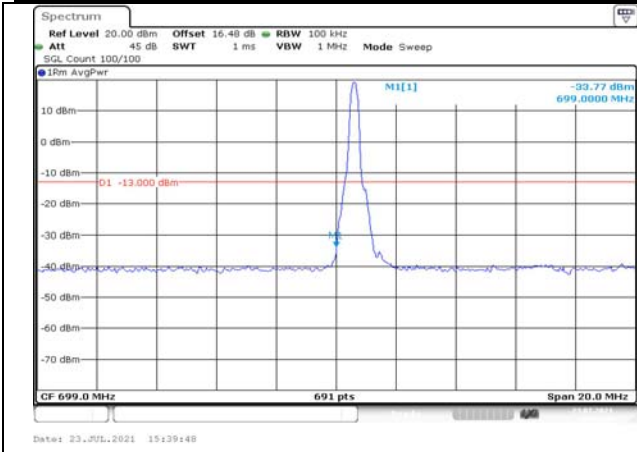


Fig.13



Fig.14

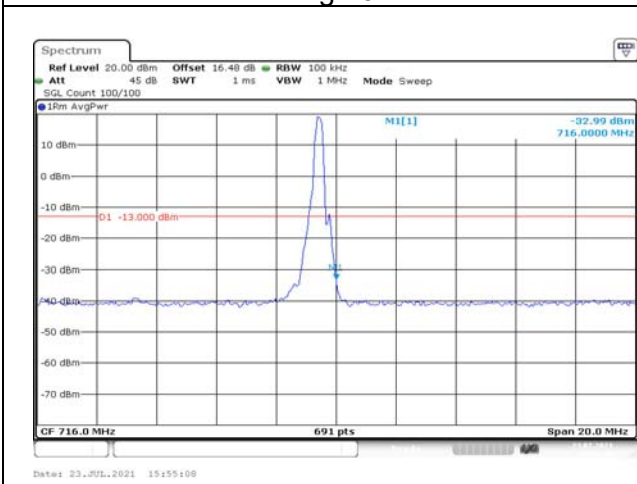


Fig.15

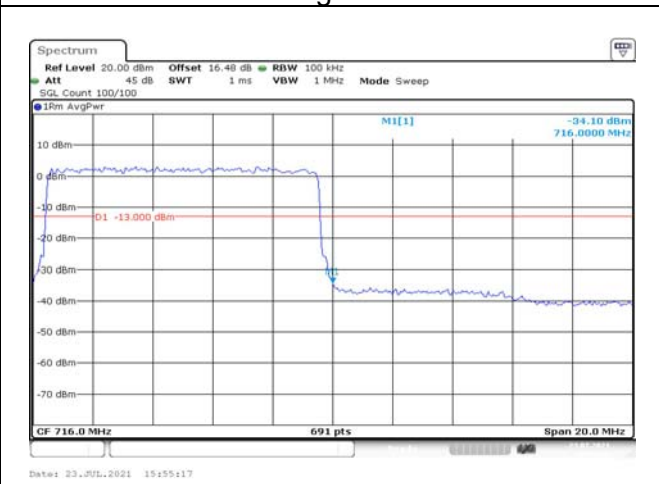


Fig.16

7 Frequency Stability

Temperature(°C)	Voltage	Test Result (ppm) Band12 Low Channel QPSK					
		1.4M	3M	5M	10M	15M	20M
-30	NV	0.003	0.002	-0.001	0.009	---	---
-20	NV	0.003	0.005	0.002	0.005	---	---
-10	NV	0.000	0.001	-0.002	0.005	---	---
0	NV	0.004	0.004	0.000	0.007	---	---
+10	NV	0.003	0.002	0.001	0.007	---	---
+20	NV	0.013	0.001	-0.001	0.006	---	---
+30	NV	0.000	0.001	0.003	0.005	---	---
+40	NV	-0.001	0.002	0.001	0.007	---	---
+50	NV	-0.002	0.004	0.000	0.005	---	---
+20	LV	0.008	0.003	0.002	0.005	---	---
+20	HV	-0.003	0.001	0.001	0.007	---	---

Temperature(°C)	Voltage	Test Result (ppm) Band12 High Channel QPSK					
		1.4M	3M	5M	10M	15M	20M
-30	NV	0.009	0.004	0.009	0.005	---	---
-20	NV	0.003	0.000	0.007	0.002	---	---
-10	NV	-0.005	0.004	0.006	0.006	---	---
0	NV	0.006	0.001	0.009	0.006	---	---
+10	NV	0.014	0.003	0.007	0.006	---	---
+20	NV	-0.006	0.002	0.006	0.006	---	---
+30	NV	0.003	0.000	0.005	0.004	---	---
+40	NV	0.013	0.002	0.004	0.003	---	---
+50	NV	-0.010	0.000	0.008	0.003	---	---
+20	LV	0.003	0.002	0.006	0.003	---	---
+20	HV	-0.007	0.000	0.008	0.005	---	---

8 Effective Radiated Power and Effective Isotropic Radiated Power

Modulation	Carrier frequency (MHz)	UL Channel	BW	RB Size	RB Offset	Conduct ed power (dBm)	ERP/ EIRP (dBm)	ERP/ EIRP (W)
QPSK	699.7	23017	1.4	1	0	22.98	14.73	0.030
				1	3	22.95	14.70	0.030
				1	5	22.95	14.70	0.030
				3	0	22.96	14.71	0.030
				3	1	22.95	14.70	0.030
				3	3	22.95	14.70	0.030
	6	0		22.06	13.81	0.024		
	1	0		22.94	14.69	0.029		
	1	3		22.89	14.64	0.029		
	1	5		22.88	14.63	0.029		
	3	0		22.94	14.69	0.029		
	3	1		22.88	14.63	0.029		
	3	3		22.88	14.63	0.029		
	6	0		22.03	13.78	0.024		
	1	0		22.94	14.69	0.029		
	1	3		22.84	14.59	0.029		
	1	5		22.86	14.61	0.029		
	3	0		22.94	14.69	0.029		
3	1	22.85	14.60	0.029				
3	3	22.84	14.59	0.029				
6	0	21.96	13.71	0.023				
16QAM	699.7	23017	1	0	22.17	13.92	0.025	
			1	3	22.11	13.86	0.024	
			1	5	22.11	13.86	0.024	
			3	0	22.22	13.97	0.025	
			3	1	22.24	13.99	0.025	
			3	3	22.24	13.99	0.025	
	6	0	21.08	12.83	0.019			
	1	0	22.05	13.80	0.024			
	1	3	22.12	13.87	0.024			
	1	5	22.05	13.80	0.024			
	3	0	22.23	13.98	0.025			
	3	1	22.25	14.00	0.025			
	3	3	22.25	14.00	0.025			
	6	0	21.07	12.82	0.019			
	1	0	22.04	13.79	0.024			
	1	3	21.97	13.72	0.024			
	1	5	21.95	13.70	0.023			
	3	0	22.15	13.90	0.025			
3	1	22.12	13.87	0.024				
3	3	22.19	13.94	0.025				
6	0	21.00	12.75	0.019				

Modulation	Carrier frequency (MHz)	UL Channel	BW	RB Size	RB Offset	Conduct ed power (dBm)	ERP/ EIRP (dBm)	ERP/ EIRP (W)
64QAM	699.7	23017	1.4	1	0	21.09	12.84	0.019
				1	3	21.09	12.84	0.019
				1	5	21.09	12.84	0.019
				3	0	21.09	12.84	0.019
				3	1	21.09	12.84	0.019
				3	3	21.15	12.90	0.019
	6	0		21.08	12.83	0.019		
	707.5	23095		1	0	21.06	12.81	0.019
				1	3	21.07	12.82	0.019
				1	5	21.07	12.82	0.019
				3	0	21.06	12.81	0.019
				3	1	21.13	12.88	0.019
				3	3	21.07	12.82	0.019
	6	0		21.06	12.81	0.019		
	715.3	23173		1	0	21.01	12.76	0.019
				1	3	21.02	12.77	0.019
				1	5	21.01	12.76	0.019
				3	0	21.02	12.77	0.019
				3	1	21.00	12.75	0.019
				3	3	21.00	12.75	0.019
				6	0	21.02	12.77	0.019

Modulation	Carrier frequency (MHz)	UL Channel	BW	RB Size	RB Offset	Conduct ed power (dBm)	ERP/ EIRP (dBm)	ERP/ EIRP (W)
QPSK	700.5	23025	3	1	0	23.09	14.84	0.030
				1	8	22.98	14.73	0.030
				1	14	22.93	14.68	0.029
				8	0	22.22	13.97	0.025
				8	4	22.09	13.84	0.024
				8	7	22.09	13.84	0.024
	15	0		22.14	13.89	0.024		
	707.5	23095		1	0	22.98	14.73	0.030
				1	8	22.97	14.72	0.030
				1	14	22.96	14.71	0.030
				8	0	22.11	13.86	0.024
				8	4	22.11	13.86	0.024
				8	7	22.10	13.85	0.024
	15	0		22.10	13.85	0.024		
	714.5	23165		1	0	22.98	14.73	0.030
1			8	22.89	14.64	0.029		
1			14	22.92	14.67	0.029		
8			0	22.01	13.76	0.024		
8			4	21.96	13.71	0.023		
8			7	22.00	13.75	0.024		
15	0	21.99	13.74	0.024				
16QAM	700.5	23025	1	0	22.72	14.47	0.028	
			1	8	22.63	14.38	0.027	
			1	14	22.60	14.35	0.027	
			8	0	21.14	12.89	0.019	
			8	4	21.11	12.86	0.019	
			8	7	21.12	12.87	0.019	
	15	0	21.20	12.95	0.020			
	707.5	23095	1	0	22.26	14.01	0.025	
			1	8	22.14	13.89	0.024	
			1	14	22.20	13.95	0.025	
			8	0	21.13	12.88	0.019	
			8	4	21.14	12.89	0.019	
			8	7	21.15	12.90	0.019	
	15	0	21.17	12.92	0.020			
	714.5	23165	1	0	22.57	14.32	0.027	
1			8	22.61	14.36	0.027		
1			14	22.51	14.26	0.027		
8			0	21.25	13.00	0.020		
8			4	21.18	12.93	0.020		
8			7	21.18	12.93	0.020		
15	0	21.09	12.84	0.019				

Modulation	Carrier frequency (MHz)	UL Channel	BW	RB Size	RB Offset	Conduct ed power (dBm)	ERP/ EIRP (dBm)	ERP/ EIRP (W)
64QAM	700.5	23025	3	1	0	21.20	12.95	0.020
				1	8	21.20	12.95	0.020
				1	14	21.21	12.96	0.020
				8	0	21.20	12.95	0.020
				8	4	21.23	12.98	0.020
				8	7	21.22	12.97	0.020
	15	0		21.22	12.97	0.020		
	707.5	23095		1	0	21.17	12.92	0.020
				1	8	21.17	12.92	0.020
				1	14	21.18	12.93	0.020
				8	0	21.10	12.85	0.019
				8	4	21.17	12.92	0.020
				8	7	21.17	12.92	0.020
	15	0		21.17	12.92	0.020		
	714.5	23165		1	0	21.08	12.83	0.019
				1	8	21.08	12.83	0.019
				1	14	21.09	12.84	0.019
				8	0	21.08	12.83	0.019
8			4	21.09	12.84	0.019		
8			7	21.08	12.83	0.019		
15	0	21.08	12.83	0.019				

Modulation	Carrier frequency (MHz)	UL Channel	BW	RB Size	RB Offset	Conduct ed power (dBm)	ERP/ EIRP (dBm)	ERP/ EIRP (W)
QPSK	701.5	23035	5	1	0	23.01	14.76	0.030
				1	12	22.98	14.73	0.030
				1	24	23.01	14.76	0.030
				12	0	22.18	13.93	0.025
				12	7	22.13	13.88	0.024
				12	13	22.12	13.87	0.024
	25	0		22.12	13.87	0.024		
	707.5	23095		1	0	23.01	14.76	0.030
				1	12	22.99	14.74	0.030
				1	24	22.99	14.74	0.030
				12	0	22.04	13.79	0.024
				12	7	22.10	13.85	0.024
				12	13	22.10	13.85	0.024
	25	0		22.05	13.80	0.024		
	713.5	23155		1	0	23.03	14.78	0.030
1			12	22.96	14.71	0.030		
1			24	22.88	14.63	0.029		
12			0	22.03	13.78	0.024		
12			7	22.02	13.77	0.024		
12			13	22.01	13.76	0.024		
25	0	22.02	13.77	0.024				
16QAM	701.5	23035	1	0	22.05	13.80	0.024	
			1	12	22.06	13.81	0.024	
			1	24	22.07	13.82	0.024	
			12	0	21.18	12.93	0.020	
			12	7	21.10	12.85	0.019	
			12	13	21.09	12.84	0.019	
	25	0	21.20	12.95	0.020			
	707.5	23095	1	0	21.95	13.70	0.023	
			1	12	22.03	13.78	0.024	
			1	24	22.03	13.78	0.024	
			12	0	21.13	12.88	0.019	
			12	7	21.09	12.84	0.019	
			12	13	21.10	12.85	0.019	
	25	0	21.11	12.86	0.019			
	713.5	23155	1	0	22.33	14.08	0.026	
			1	12	22.27	14.02	0.025	
			1	24	22.27	14.02	0.025	
			12	0	21.08	12.83	0.019	
12			7	21.07	12.82	0.019		
12			13	21.07	12.82	0.019		
25	0	21.04	12.79	0.019				

Modulation	Carrier frequency (MHz)	UL Channel	BW	RB Size	RB Offset	Conduct ed power (dBm)	ERP/ EIRP (dBm)	ERP/ EIRP (W)
64QAM	701.5	23035	5	1	0	21.18	12.93	0.020
				1	12	21.18	12.93	0.020
				1	24	21.18	12.93	0.020
				12	0	21.18	12.93	0.020
				12	7	21.18	12.93	0.020
				12	13	21.18	12.93	0.020
				25	0	21.17	12.92	0.020
	707.5	23095		1	0	21.11	12.86	0.019
				1	12	21.14	12.89	0.019
				1	24	21.11	12.86	0.019
				12	0	21.11	12.86	0.019
				12	7	21.13	12.88	0.019
				12	13	21.13	12.88	0.019
				25	0	21.10	12.85	0.019
	713.5	23155		1	0	21.04	12.79	0.019
				1	12	21.03	12.78	0.019
				1	24	21.03	12.78	0.019
				12	0	21.03	12.78	0.019
				12	7	21.04	12.79	0.019
				12	13	21.05	12.80	0.019
				25	0	21.04	12.79	0.019

Modulation	Carrier frequency (MHz)	UL Channel	BW	RB Size	RB Offset	Conduct ed power (dBm)	ERP/ EIRP (dBm)	ERP/ EIRP (W)
QPSK	707.5	23095	10	1	0	23.07	14.82	0.030
				1	25	22.96	14.71	0.030
				1	49	22.99	14.74	0.030
				25	0	22.12	13.87	0.024
				25	12	22.08	13.83	0.024
				25	25	22.12	13.87	0.024
				50	0	22.08	13.83	0.024
	711	23130		1	0	22.97	14.72	0.030
				1	25	23.01	14.76	0.030
				1	49	22.79	14.54	0.028
				25	0	22.06	13.81	0.024
				25	12	22.09	13.84	0.024
				25	25	22.07	13.82	0.024
				50	0	22.00	13.75	0.024
16QAM	707.5	23095	1	0	22.27	14.02	0.025	
			1	25	22.20	13.95	0.025	
			1	49	22.14	13.89	0.024	
			25	0	21.04	12.79	0.019	
			25	12	21.12	12.87	0.019	
			25	25	21.15	12.90	0.019	
			50	0	21.06	12.81	0.019	
	711	23130	1	0	22.21	13.96	0.025	
			1	25	22.11	13.86	0.024	
			1	49	22.11	13.86	0.024	
			25	0	21.11	12.86	0.019	
			25	12	21.13	12.88	0.019	
			25	25	21.14	12.89	0.019	
			50	0	21.07	12.82	0.019	

Modulation	Carrier frequency (MHz)	UL Channel	BW	RB Size	RB Offset	Conduct ed power (dBm)	ERP/ EIRP (dBm)	ERP/ EIRP (W)
64QAM	704	23060	10	1	0	23.00	14.75	0.030
				1	25	22.89	14.64	0.029
				1	49	23.07	14.82	0.030
				25	0	22.99	14.74	0.030
				25	12	23.00	14.75	0.030
				25	25	23.03	14.78	0.030
	50	0		23.08	14.83	0.030		
	707.5	23095		1	0	21.09	12.84	0.019
				1	25	21.06	12.81	0.019
				1	49	21.15	12.90	0.019
				25	0	21.06	12.81	0.019
				25	12	21.05	12.80	0.019
				25	25	21.14	12.89	0.019
	50	0		21.11	12.86	0.019		
	711	23130		1	0	21.01	12.76	0.019
				1	25	21.08	12.83	0.019
				1	49	20.97	12.72	0.019
				25	0	21.08	12.83	0.019
				25	12	21.05	12.80	0.019
				25	25	21.01	12.76	0.019
	50	0		21.01	12.76	0.019		