

APPENDIX A – TEST DATA OF CONDUCTED EMISSION

LTE Band 5

1 RF Power Output

Modulation	Carrier frequency(MHz)	UL Channel	BW	RB Size	RB Offset	Conducted power(dBm)	
QPSK	824.7	20407	1.4	1	0	22.92	
				1	3	22.84	
				1	5	22.94	
				3	0	22.92	
				3	1	22.83	
				3	3	22.91	
	836.5	20525		6	0	21.98	
				1	0	22.97	
				1	3	23.06	
				1	5	23.06	
				3	0	22.98	
				3	1	22.97	
	848.3	20643		3	3	22.98	
				6	0	22.06	
				1	0	22.99	
				1	3	23.04	
				1	5	22.96	
				3	0	23.01	
	16QAM	824.7		20407	3	1	23.06
					3	3	23.06
					6	0	22.07
					1	0	22.03
					1	3	22.10
					1	5	22.10
836.5		20525	3	0	22.15		
			3	1	22.24		
			3	3	22.24		
			6	0	20.99		
			1	0	22.14		
			1	3	22.22		
848.3		20643	1	5	22.20		
			3	0	22.13		
			3	1	22.18		
			3	3	22.17		
			6	0	20.90		
			1	0	22.25		
				1	3	22.24	
				1	5	22.12	
				3	0	22.19	
				3	1	22.11	
				3	3	22.14	
				6	0	21.02	

Modulation	Carrier frequency (MHz)	UL Channel	BW	RB Size	RB Offset	Conducted power (dBm)
64QAM	824.7	20407	1.4	1	0	20.99
				1	3	21.05
				1	5	20.98
				3	0	20.97
				3	1	20.97
				3	3	21.00
				6	0	20.97
	836.5	20525		1	0	20.87
				1	3	20.94
				1	5	20.95
				3	0	20.94
				3	1	20.94
				3	3	20.93
				6	0	21.08
	848.3	20643		1	0	21.02
				1	3	21.02
				1	5	21.02
				3	0	21.02
				3	1	21.02
				3	3	21.02
				6	0	21.02

Modulation	Carrier frequency (MHz)	UL Channel	BW	RB Size	RB Offset	Conducted power (dBm)
QPSK	825.5	20415	3	1	0	22.90
				1	8	22.93
				1	14	22.86
				8	0	22.00
				8	4	21.95
				8	7	22.02
	15	0		22.00		
	1	0		22.99		
	1	8		23.02		
	1	14		23.01		
	8	0		22.01		
	8	4		22.08		
	8	7		22.07		
	15	0		22.07		
	1	0		23.06		
	1	8		23.08		
	1	14		23.07		
	8	0		22.11		
8	4	22.15				
8	7	22.16				
15	0	22.21				
16QAM	825.5	20415	1	0	22.61	
			1	8	22.10	
			1	14	22.07	
			8	0	21.09	
			8	4	21.02	
			8	7	21.01	
	15	0	21.13			
	1	0	22.69			
	1	8	22.73			
	1	14	22.70			
	8	0	21.20			
	8	4	21.27			
	8	7	21.26			
	15	0	21.07			
	1	0	22.81			
	1	8	22.78			
	1	14	22.73			
	8	0	21.33			
8	4	21.34				
8	7	21.34				
15	0	21.27				

Modulation	Carrier frequency (MHz)	UL Channel	BW	RB Size	RB Offset	Conducted power (dBm)
64QAM	825.5	20415	3	1	0	21.06
				1	8	21.13
				1	14	21.13
				8	0	21.09
				8	4	21.13
				8	7	21.02
				15	0	21.13
	836.5	20525		1	0	21.06
				1	8	21.18
				1	14	21.07
				8	0	21.13
				8	4	21.07
				8	7	21.06
				15	0	21.06
	847.5	20635		1	0	21.28
				1	8	21.22
				1	14	21.27
				8	0	21.27
				8	4	21.24
				8	7	21.27
				15	0	21.21

Modulation	Carrier frequency (MHz)	UL Channel	BW	RB Size	RB Offset	Conducted power (dBm)
QPSK	826.5	20425	5	1	0	22.95
				1	12	22.89
				1	24	22.88
				12	0	22.04
				12	7	22.08
				12	13	21.98
	836.5	20525		25	0	21.99
				1	0	23.07
				1	12	23.11
				1	24	23.08
				12	0	22.10
				12	7	22.14
	846.5	20625		12	13	22.15
				25	0	22.06
				1	0	23.00
				1	12	22.96
				1	24	23.06
				12	0	22.11
16QAM	826.5	20425	12	7	22.18	
			12	13	22.17	
			25	0	22.13	
			1	0	22.07	
			1	12	21.99	
			1	24	21.96	
	836.5	20525	12	0	21.04	
			12	7	20.99	
			12	13	20.99	
			25	0	21.13	
			1	0	22.09	
			1	12	22.16	
	846.5	20625	1	24	22.25	
			12	0	21.00	
			12	7	21.05	
			12	13	21.13	
			25	0	21.13	
			1	0	22.02	
			1	12	22.15	
			1	24	22.03	
			12	0	21.10	
			12	7	21.15	
			12	13	21.16	
			25	0	21.23	

Modulation	Carrier frequency (MHz)	UL Channel	BW	RB Size	RB Offset	Conducted power (dBm)
64QAM	826.5	20425	5	1	0	21.12
				1	12	21.13
				1	24	21.16
				12	0	21.13
				12	7	21.11
				12	13	21.09
				25	0	21.06
	836.5	20525		1	0	21.09
				1	12	21.09
				1	24	21.12
				12	0	21.09
				12	7	21.12
				12	13	21.12
				25	0	21.10
	846.5	20625		1	0	21.15
				1	12	21.22
				1	24	21.22
				12	0	21.22
				12	7	21.22
				12	13	21.21
				25	0	21.20

Modulation	Carrier frequency (MHz)	UL Channel	BW	RB Size	RB Offset	Conducted power (dBm)
QPSK	829	20450	10	1	0	22.95
				1	25	22.95
				1	49	22.81
				25	0	22.07
				25	12	22.09
				25	25	22.06
	836.5	20525		50	0	22.13
				1	0	23.09
				1	25	23.07
				1	49	22.94
				25	0	22.06
				25	12	22.12
	844	20600		25	25	22.15
				50	0	22.08
				1	0	23.06
				1	25	22.91
				1	49	23.13
				25	0	22.11
16QAM	829	20450	25	12	22.20	
			25	25	22.14	
			50	0	22.15	
			1	0	22.44	
			1	25	22.58	
			1	49	22.84	
	836.5	20525	25	0	21.07	
			25	12	21.11	
			25	25	21.08	
			50	0	21.11	
			1	0	22.21	
			1	25	22.20	
	844	20600	1	49	22.13	
			25	0	21.20	
			25	12	21.27	
			25	25	21.20	
			50	0	21.05	
			1	0	22.85	
			1	25	22.60	
			1	49	22.75	
			25	0	21.21	
			25	12	21.28	
			25	25	21.27	
			50	0	21.10	

Modulation	Carrier frequency (MHz)	UL Channel	BW	RB Size	RB Offset	Conducted power (dBm)
64QAM	829	20450	10	1	0	21.12
				1	25	21.08
				1	49	21.09
				25	0	21.08
				25	12	21.12
				25	25	21.05
	836.5	20525		50	0	21.12
				1	0	21.05
				1	25	21.13
				1	49	21.05
				25	0	21.09
				25	12	21.13
	844	20600		25	25	21.12
				50	0	21.13
				1	0	21.06
				1	25	21.10
				1	49	21.19
				25	0	21.15
				25	12	21.16
				25	25	21.12
				50	0	21.15

2 Occupied Bandwidth

Band	Carrier frequency (MHz)	Channel	BW (MHz)	RB Size	RB Offset	Bandwidth of 99% Power (MHz)					
						QPSK		16-QAM		64-QAM	
5	824.7	20407	1.4	6	0	1.076	Fig.1	1.082	Fig.2	1.088	Fig.3
	836.5	20525		6	0	1.082	Fig.4	1.082	Fig.5	1.082	Fig.6
	848.3	20643		6	0	1.082	Fig.7	1.082	Fig.8	1.088	Fig.9
	825.5	20415	3	15	0	2.683	Fig.10	2.683	Fig.11	2.683	Fig.12
	836.5	20525		15	0	2.683	Fig.13	2.683	Fig.14	2.683	Fig.15
	847.5	20635		15	0	2.683	Fig.16	2.683	Fig.17	2.683	Fig.18
	826.5	20425	5	25	0	4.472	Fig.19	4.472	Fig.20	4.472	Fig.21
	836.5	20525		25	0	4.472	Fig.22	4.472	Fig.23	4.472	Fig.24
	846.5	20625		25	0	4.472	Fig.25	4.472	Fig.26	4.472	Fig.27
	829	20450	10	50	0	8.944	Fig.28	8.944	Fig.29	8.944	Fig.30
	836.5	20525		50	0	8.944	Fig.31	8.944	Fig.32	8.944	Fig.33
	844	20600		50	0	8.944	Fig.34	8.944	Fig.35	8.944	Fig.36

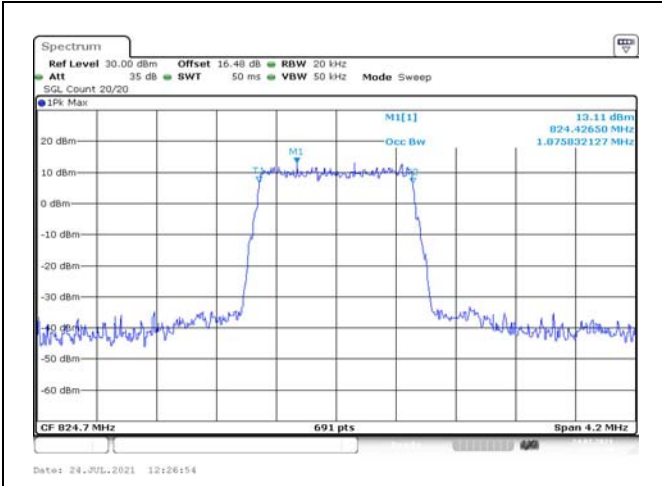


Fig.1

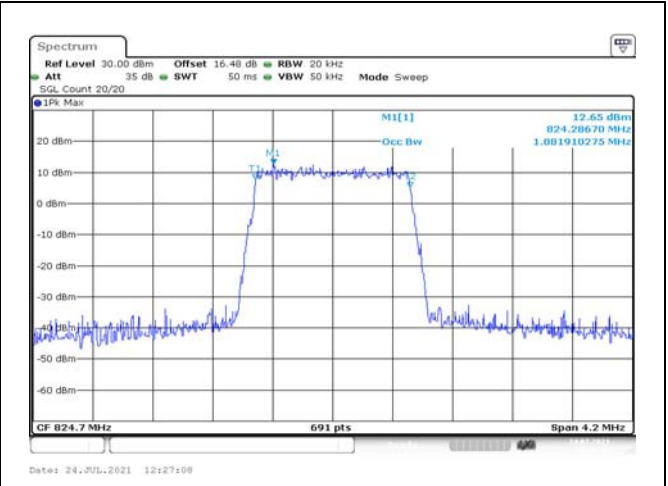


Fig.2

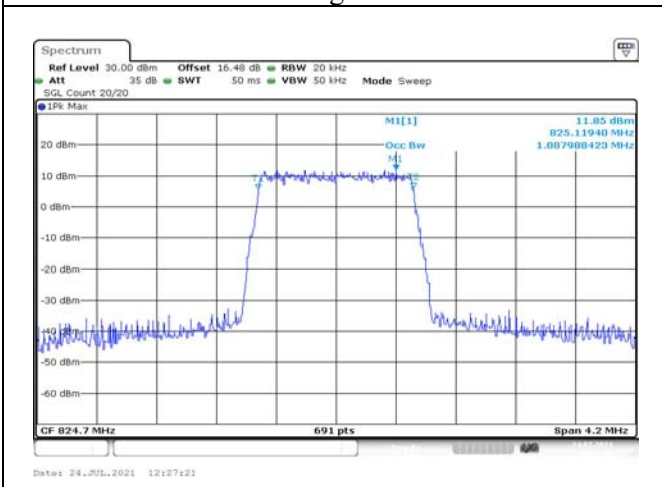


Fig.3

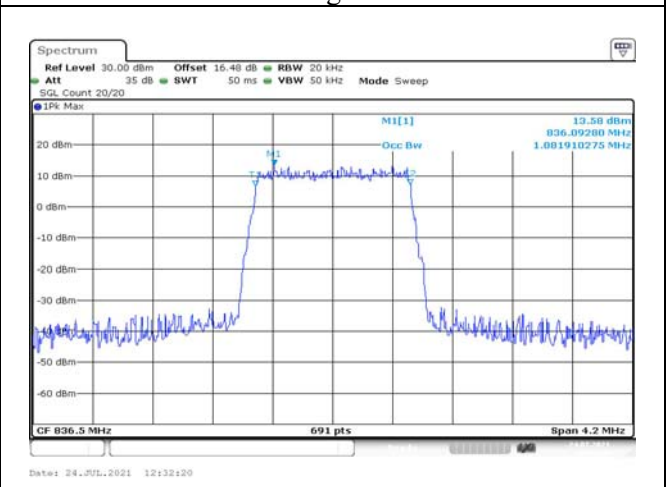


Fig.4

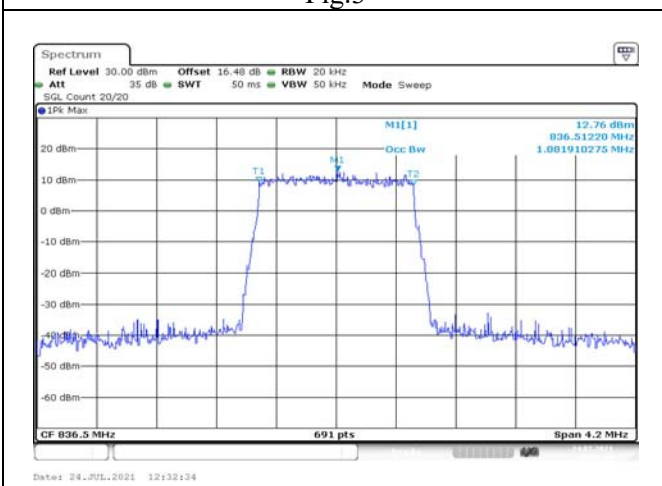


Fig.5

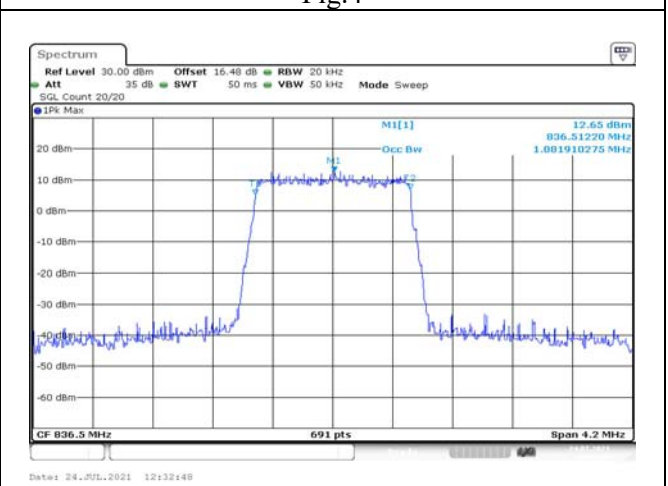
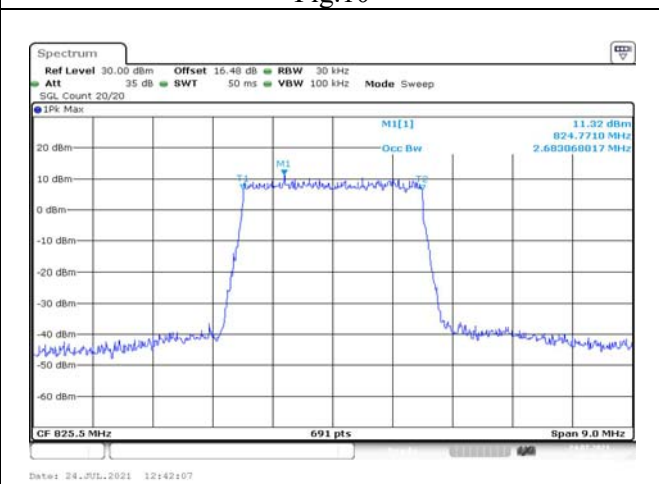
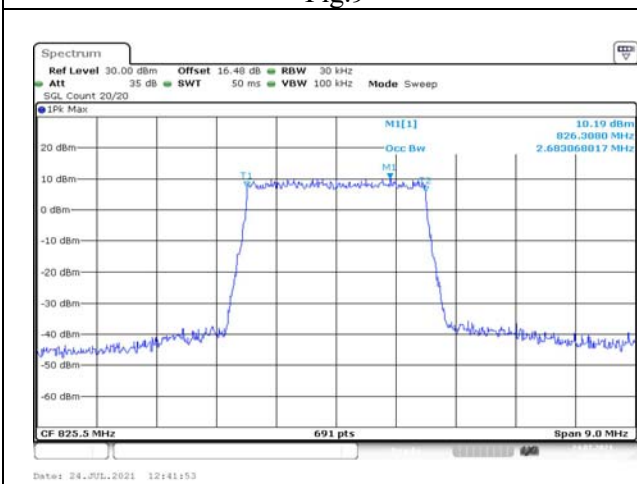
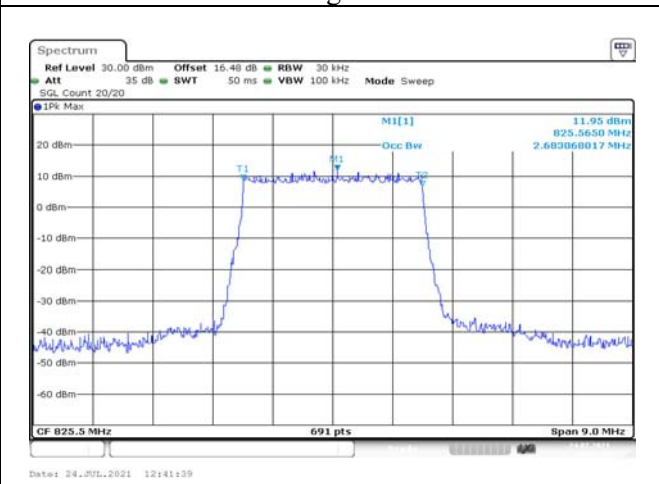
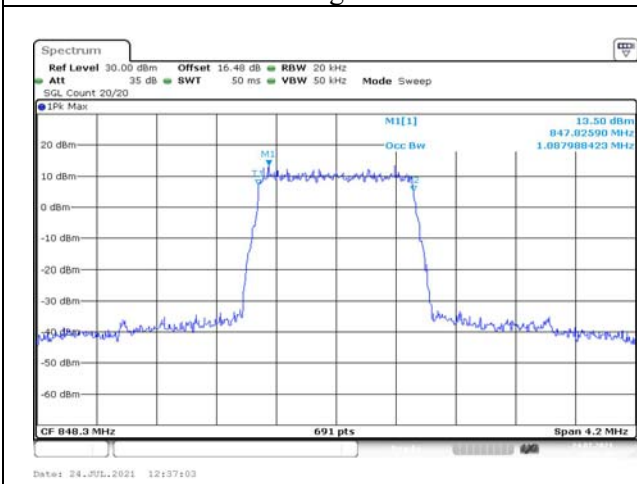
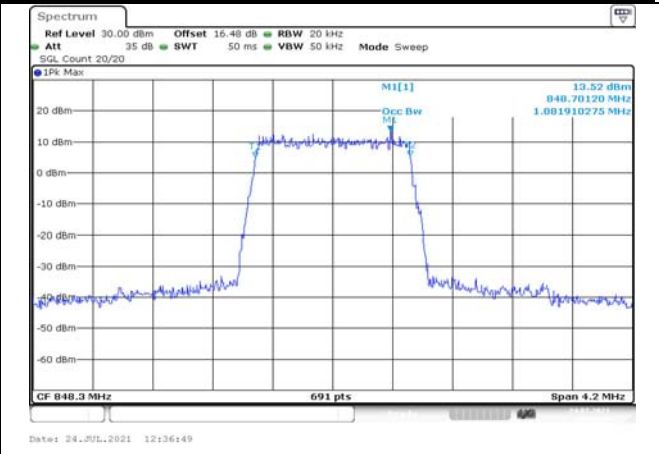
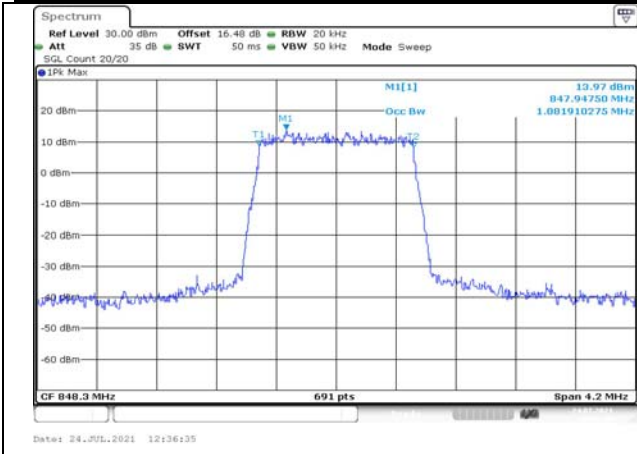


Fig.6



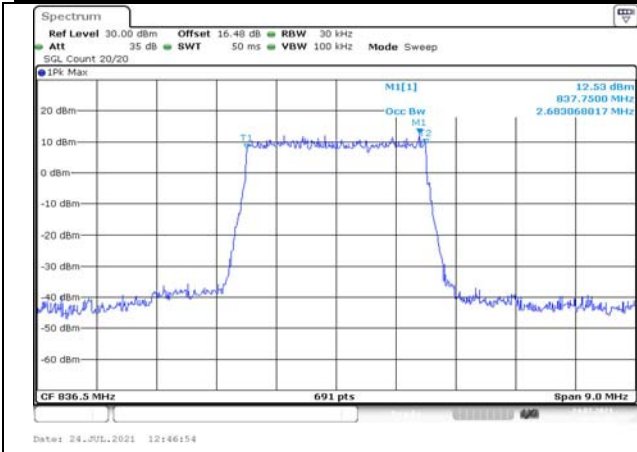


Fig.13

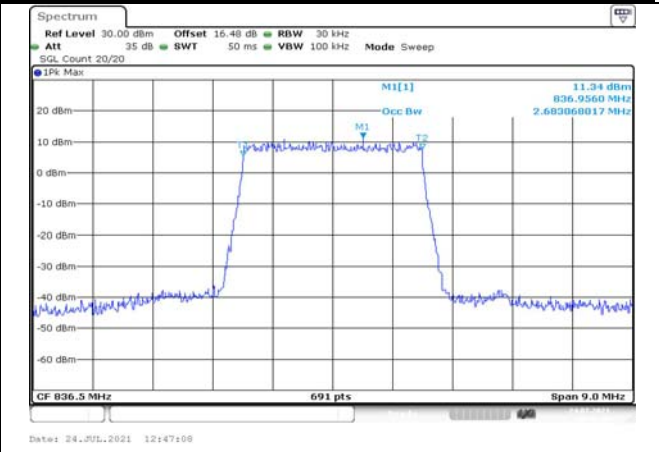


Fig.14

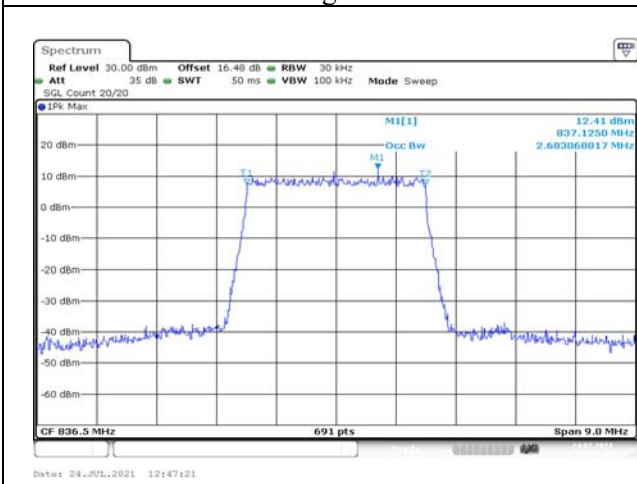


Fig.15

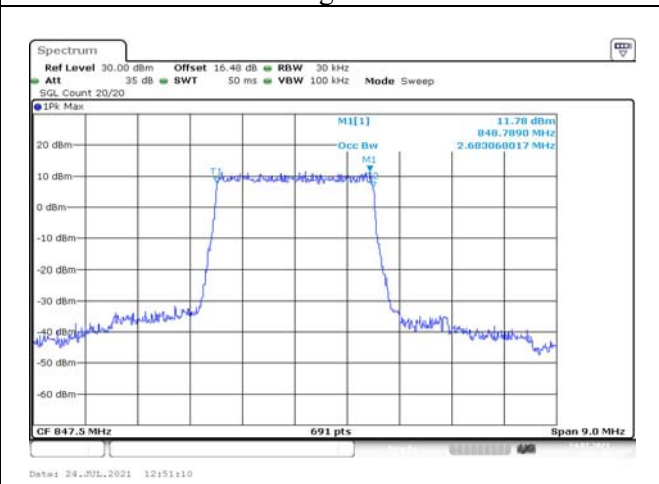


Fig.16

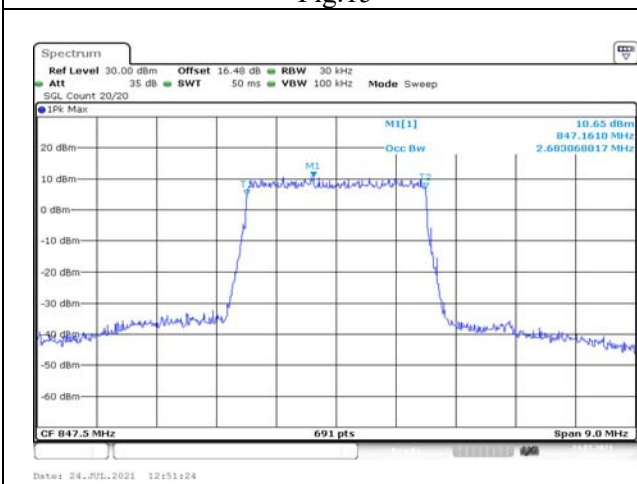


Fig.17

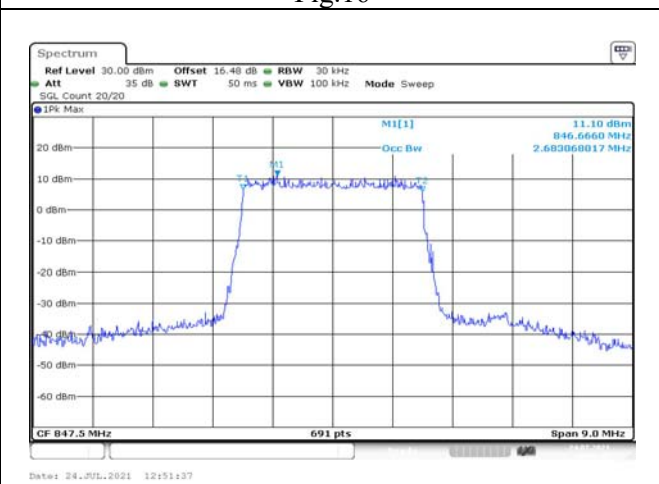


Fig.18

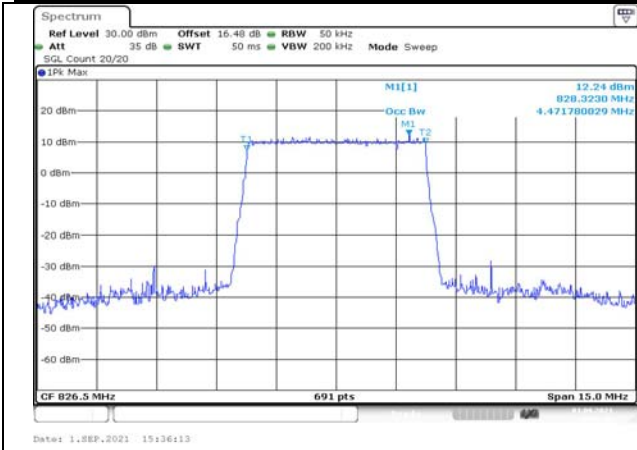


Fig.19

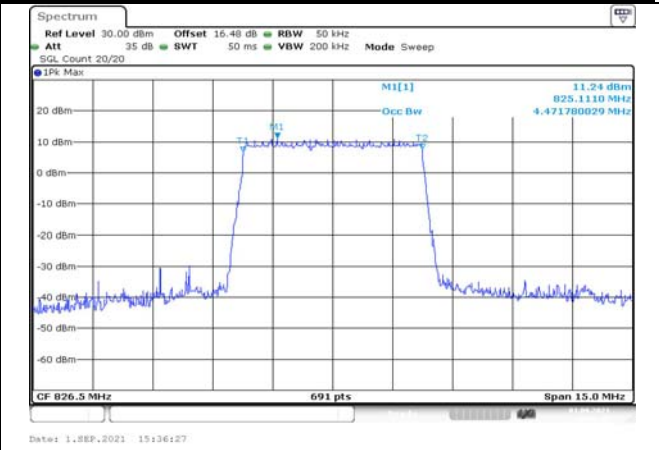


Fig.20

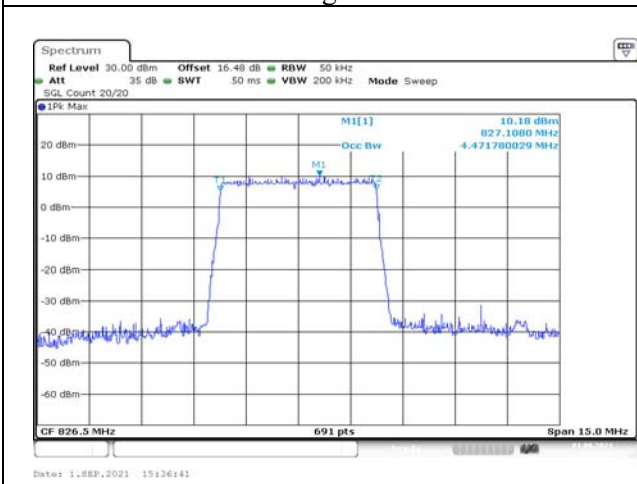


Fig.21

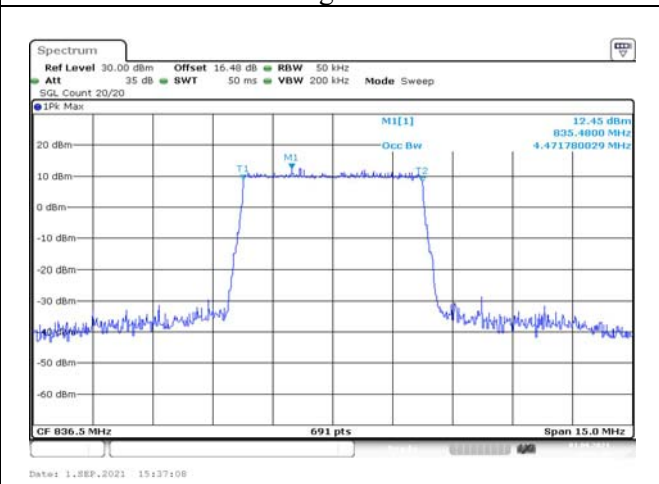


Fig.22

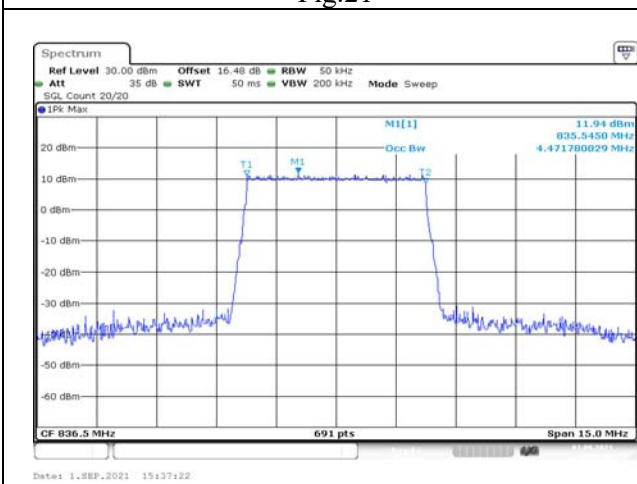


Fig.23

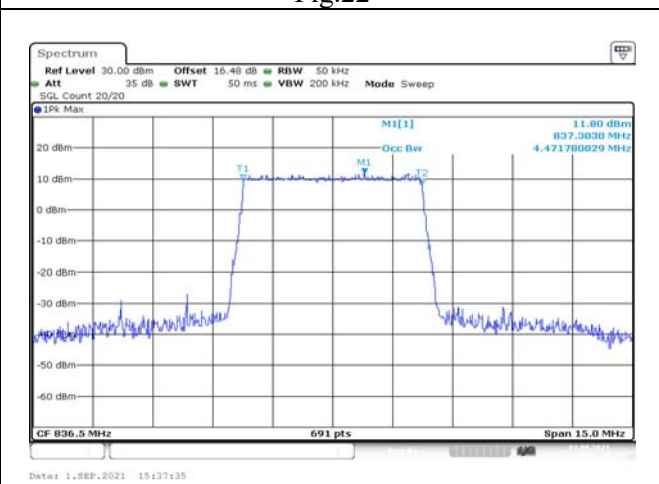


Fig.24

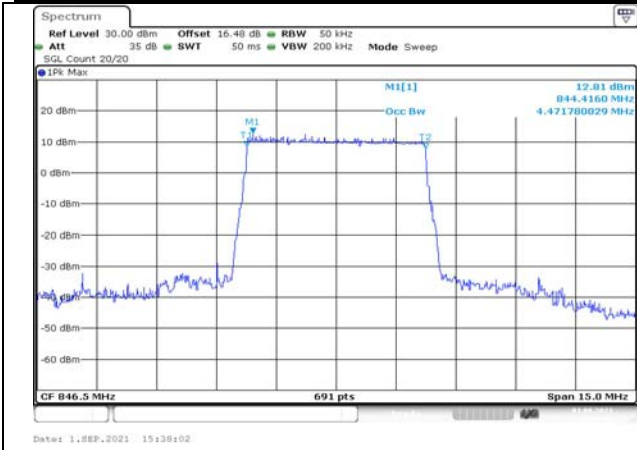


Fig.25

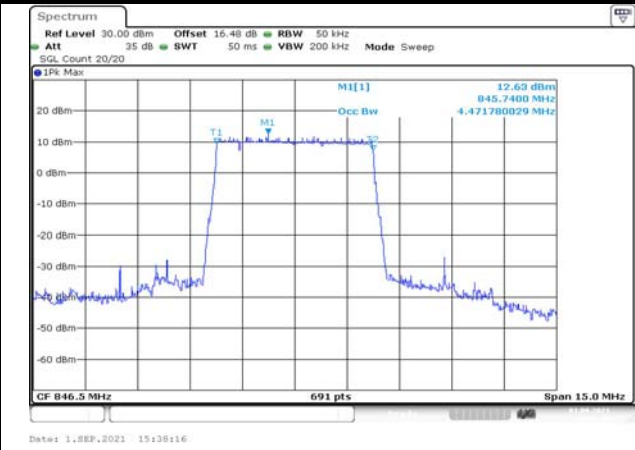


Fig.26

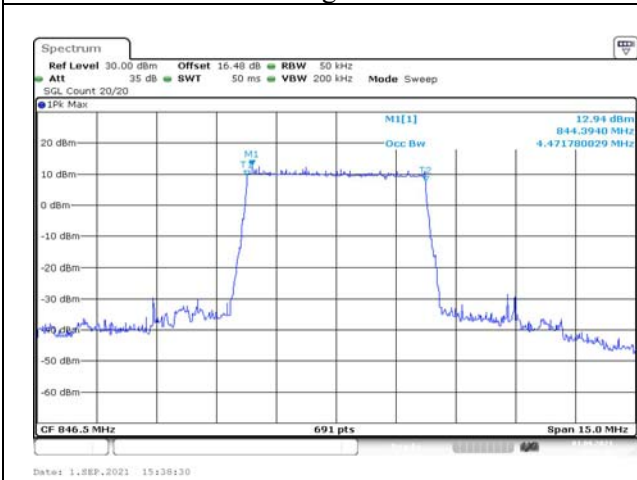


Fig.27

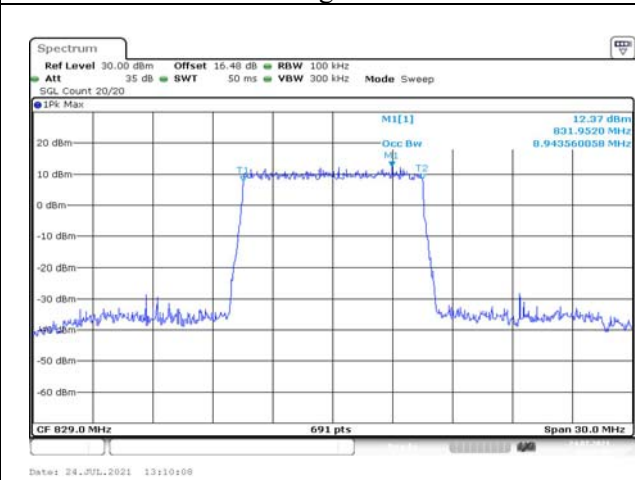


Fig.28

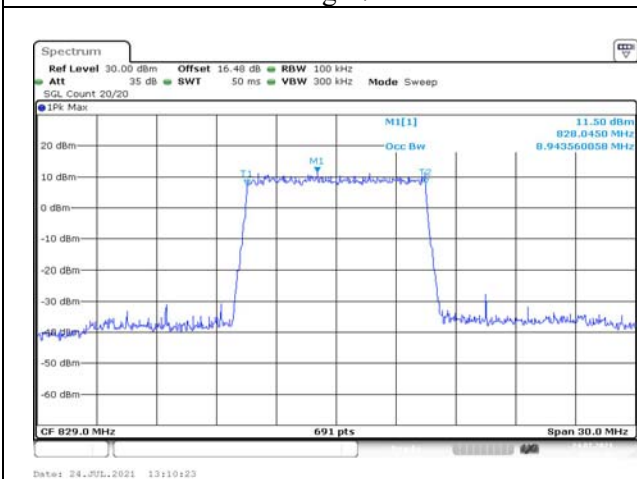


Fig.29

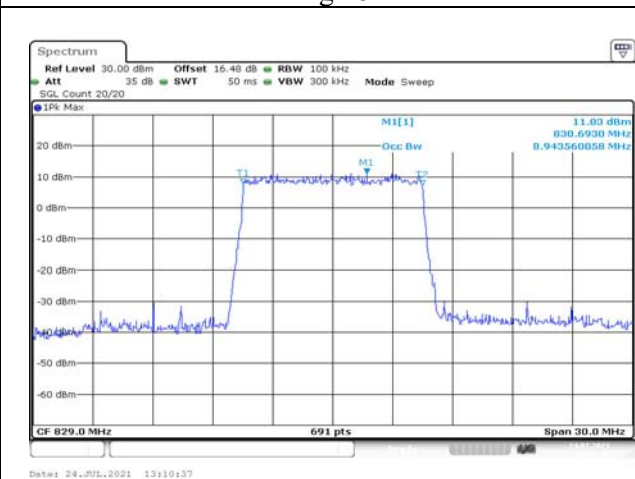


Fig.30

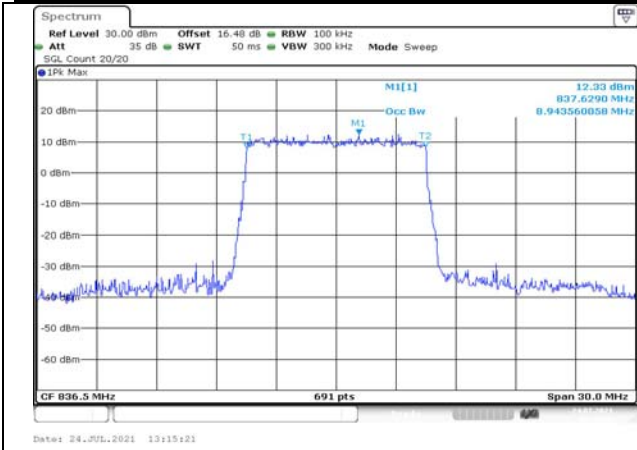


Fig.31

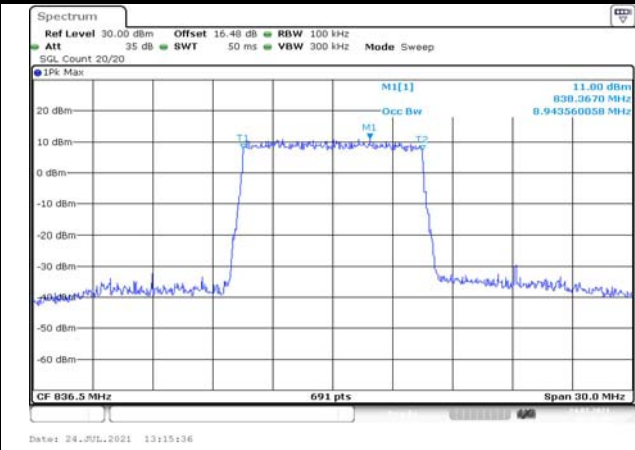


Fig.32

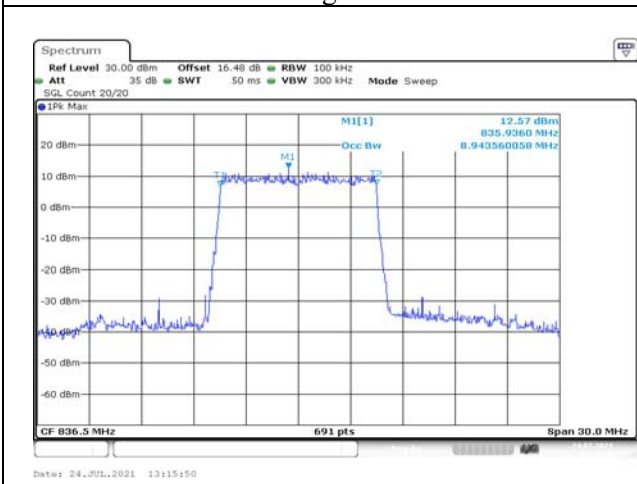


Fig.33

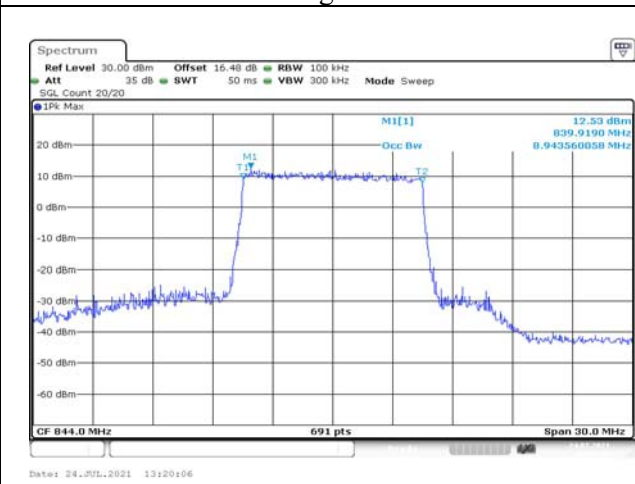


Fig.34

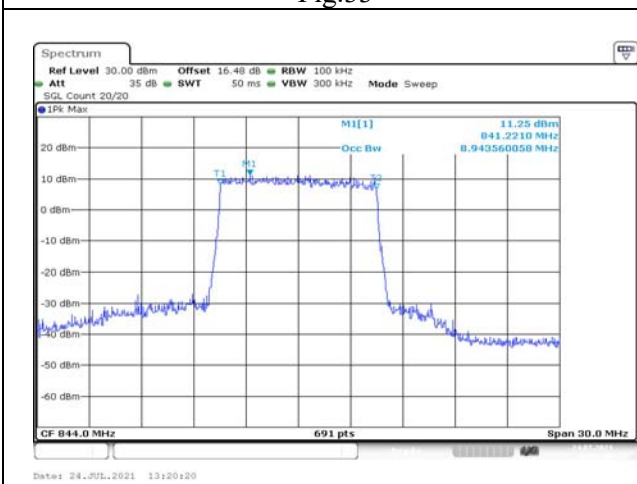


Fig.35

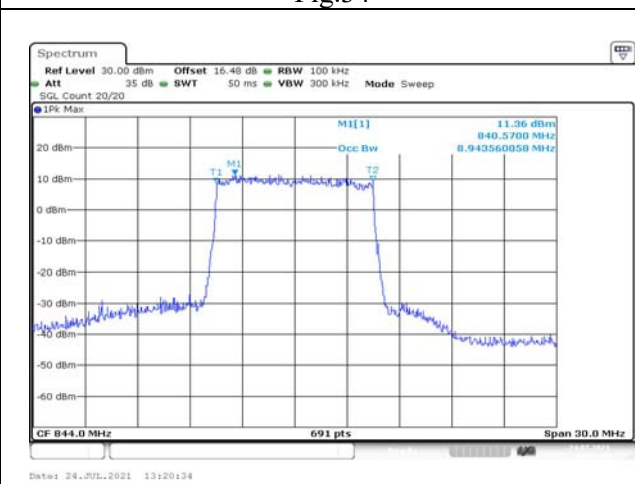


Fig.36

3 Emission Bandwidth

Band	Carrier frequency (MHz)	Channel	BW (MHz)	RB Size	RB Offset	Bandwidth of -26dB transmitter power (MHz)					
						QPSK		16-QAM		64-QAM	
5	824.7	20407	1.4	6	0	1.216	Fig.1	1.222	Fig.2	1.210	Fig.3
	836.5	20525		6	0	1.228	Fig.4	1.210	Fig.5	1.216	Fig.6
	848.3	20643		6	0	1.204	Fig.7	1.234	Fig.8	1.216	Fig.9
	825.5	20415	3	15	0	2.944	Fig.10	2.918	Fig.11	2.904	Fig.12
	836.5	20525		15	0	2.931	Fig.13	2.944	Fig.14	2.931	Fig.15
	847.5	20635		15	0	2.957	Fig.16	2.944	Fig.17	2.904	Fig.18
	826.5	20425	5	25	0	4.841	Fig.19	4.884	Fig.20	4.841	Fig.21
	836.5	20525		25	0	4.841	Fig.22	4.884	Fig.23	4.884	Fig.24
	846.5	20625		25	0	4.841	Fig.25	4.884	Fig.26	4.863	Fig.27
	829	20450	10	50	0	9.725	Fig.28	9.551	Fig.29	9.595	Fig.30
	836.5	20525		50	0	9.551	Fig.31	9.551	Fig.32	9.595	Fig.33
	844	20600		50	0	9.595	Fig.34	9.595	Fig.35	9.595	Fig.36

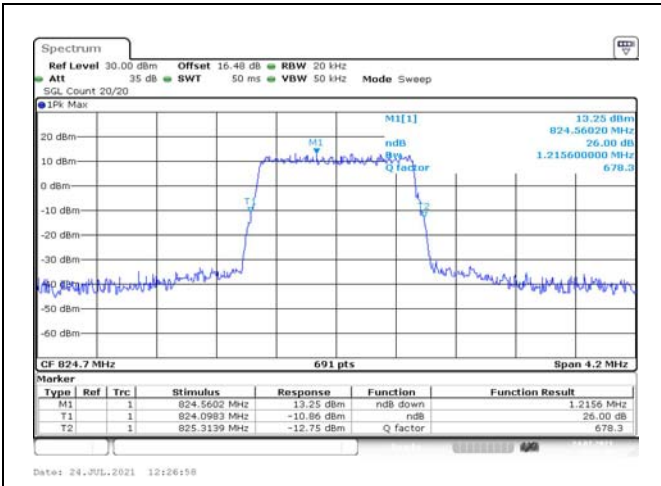


Fig.1

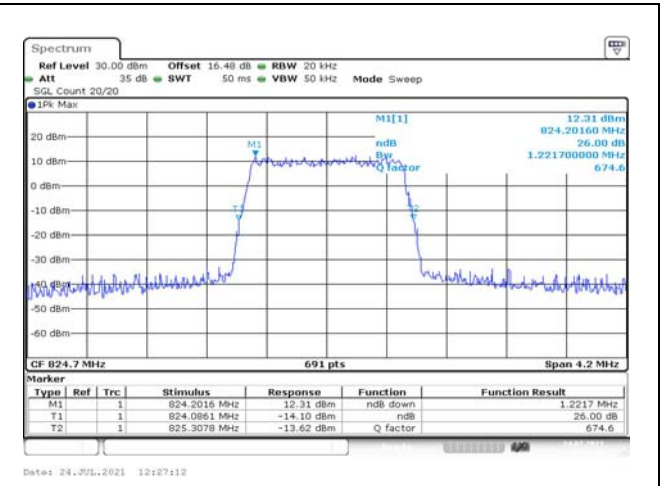


Fig.2

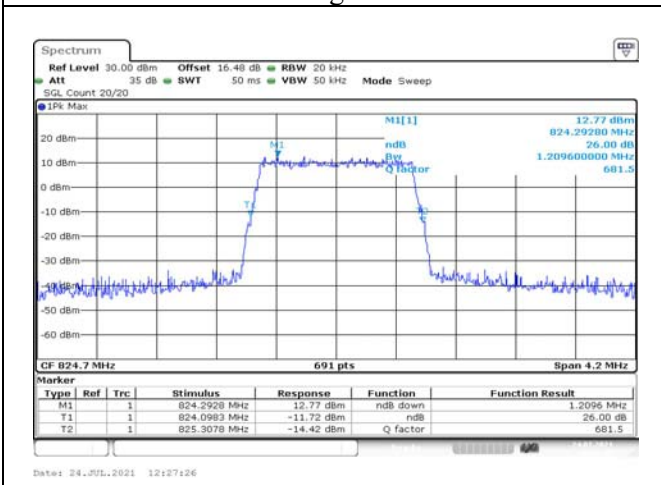


Fig.3

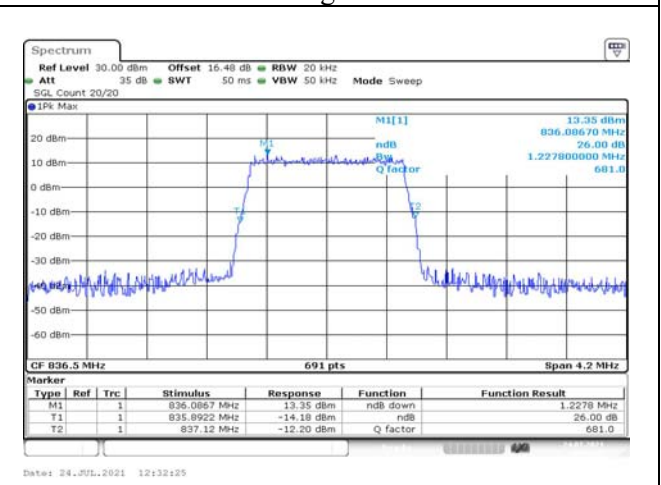


Fig.4

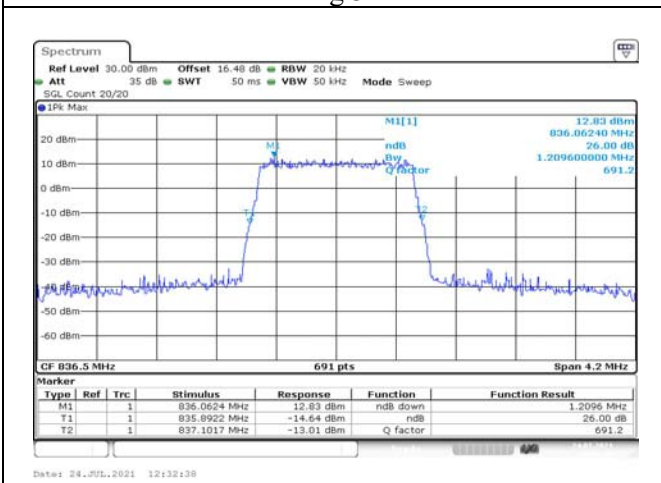


Fig.5

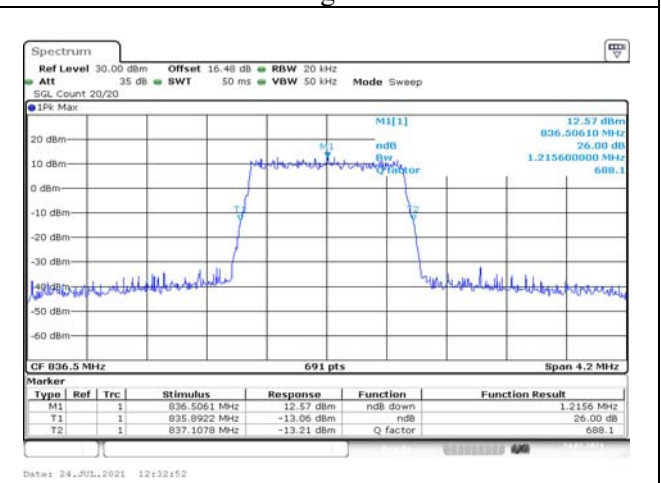


Fig.6

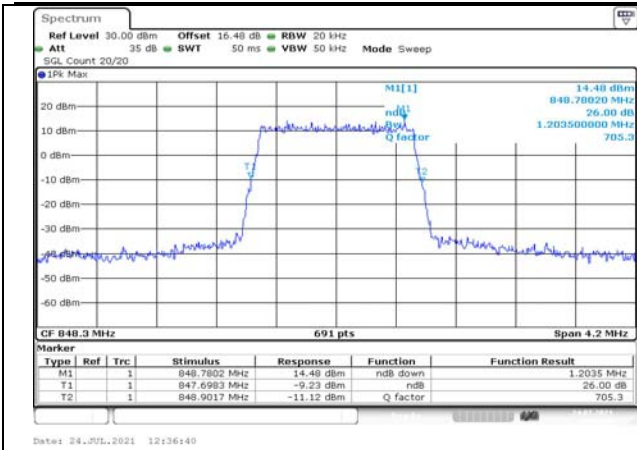


Fig.7

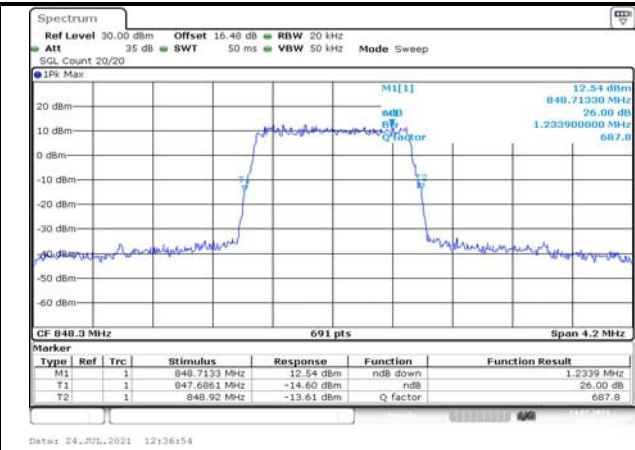


Fig.8

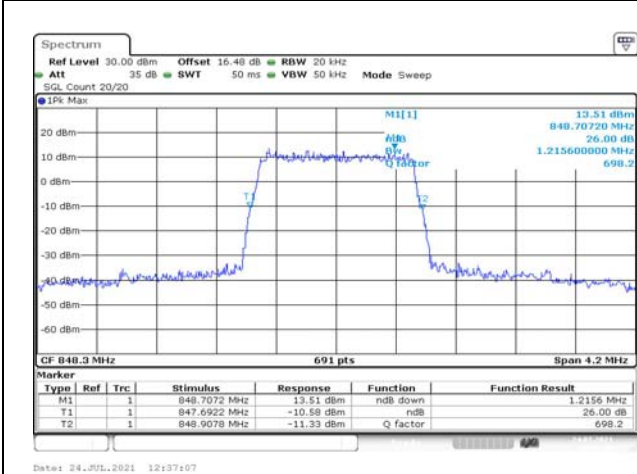


Fig.9

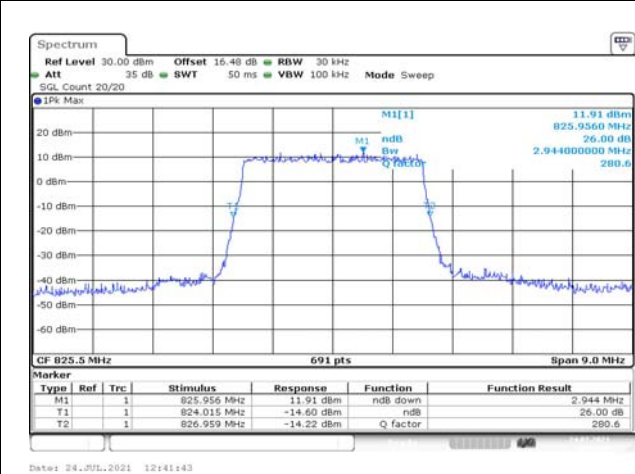


Fig.10

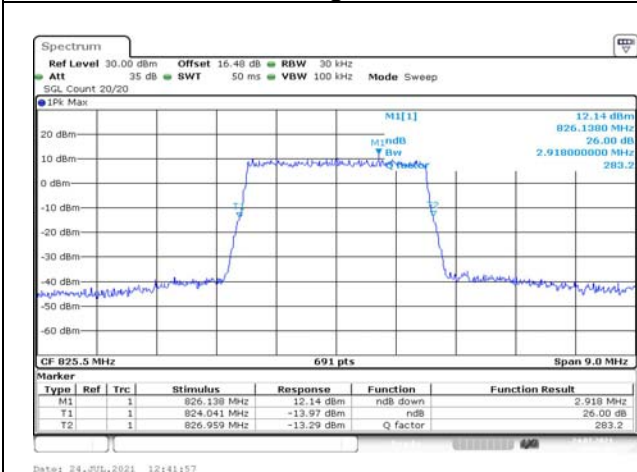


Fig.11

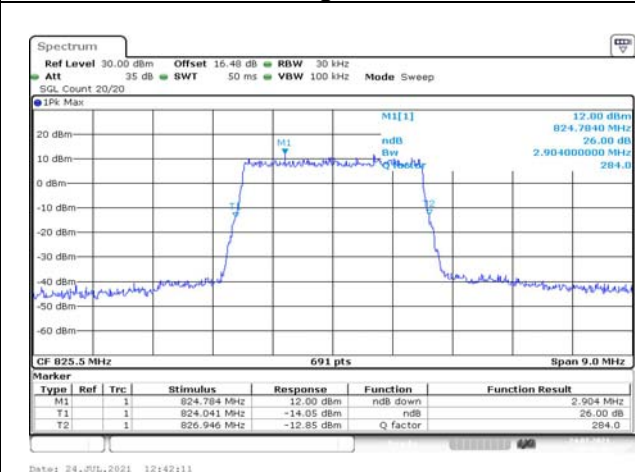


Fig.12

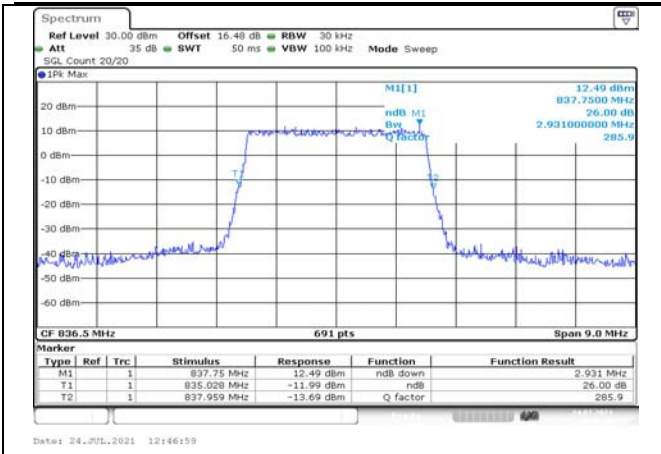


Fig.13

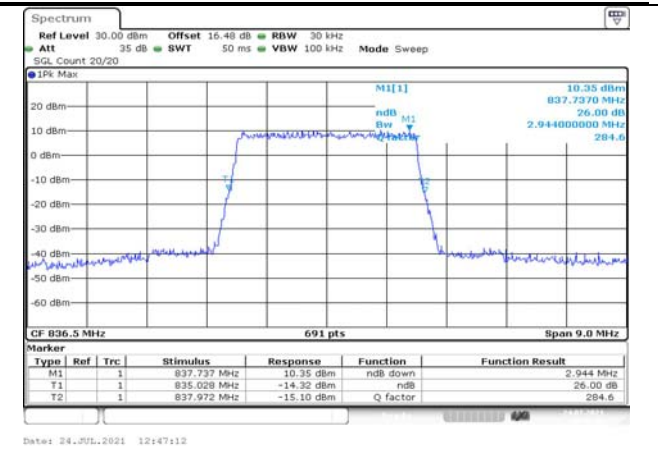


Fig.14

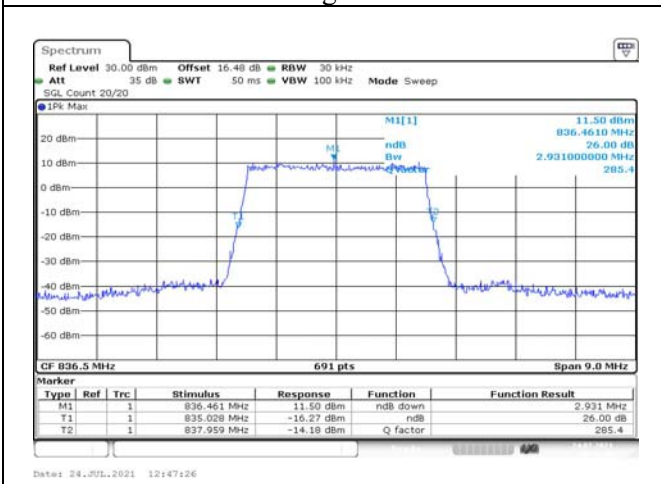


Fig.15



Fig.16



Fig.17

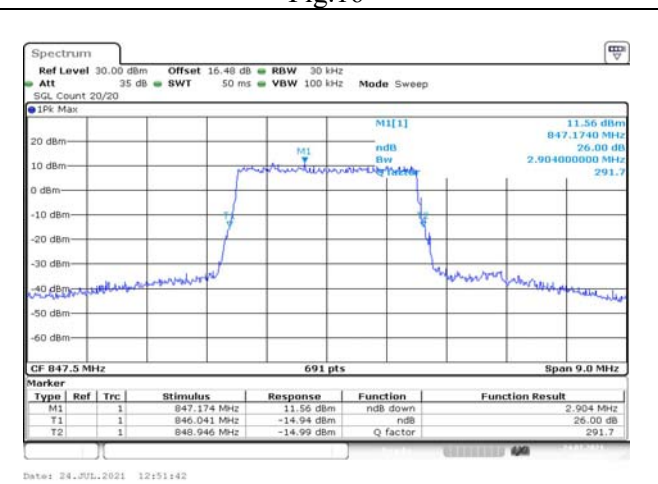


Fig.18

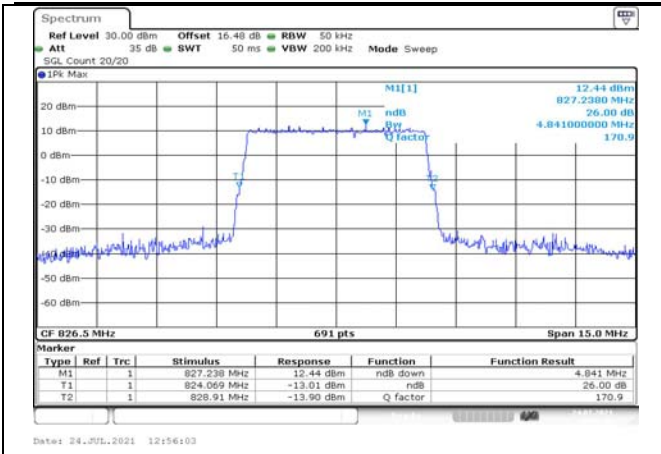


Fig.19

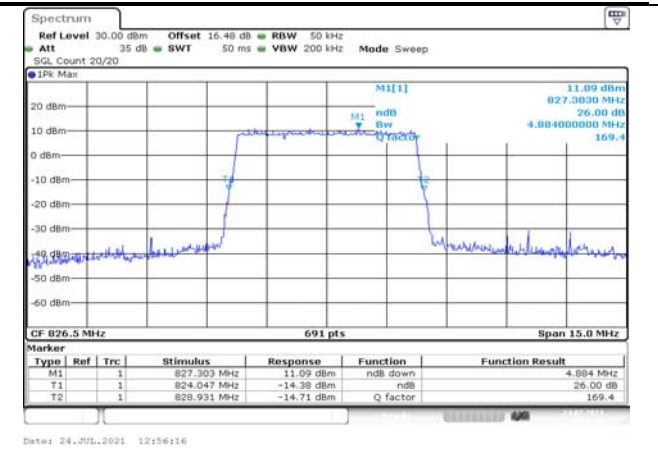


Fig.20

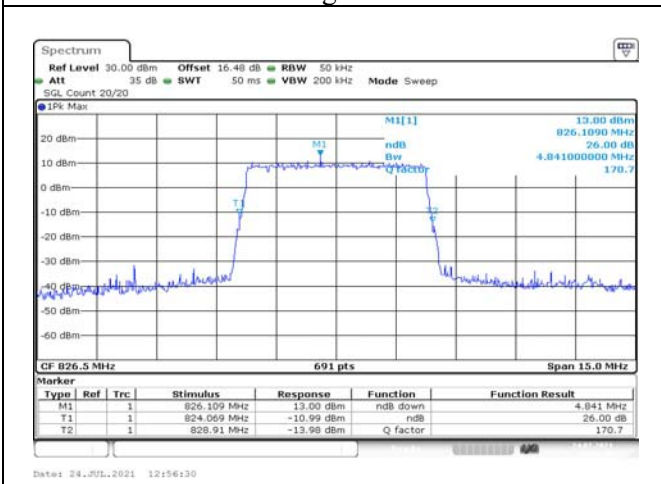


Fig.21

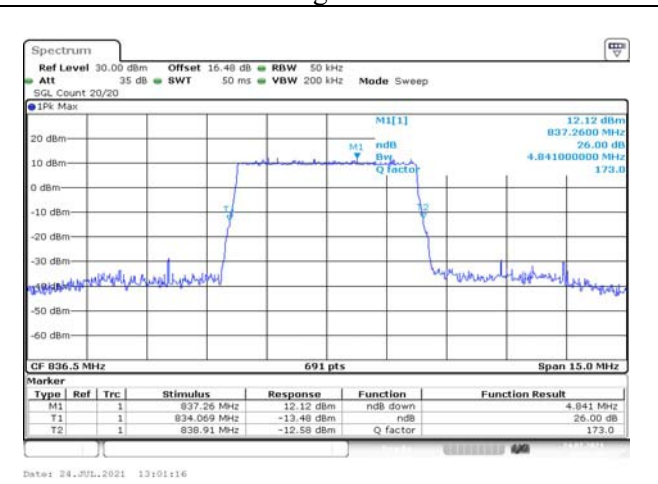


Fig.22



Fig.23

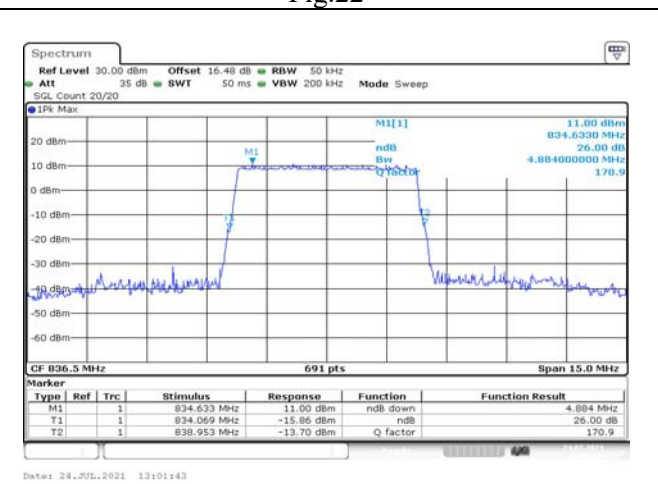


Fig.24

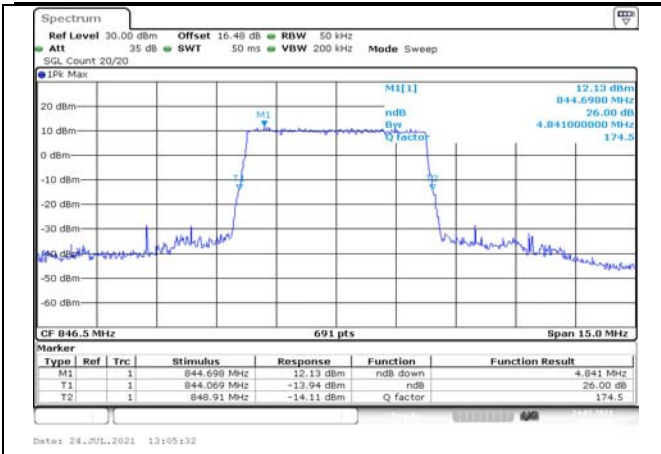


Fig.25

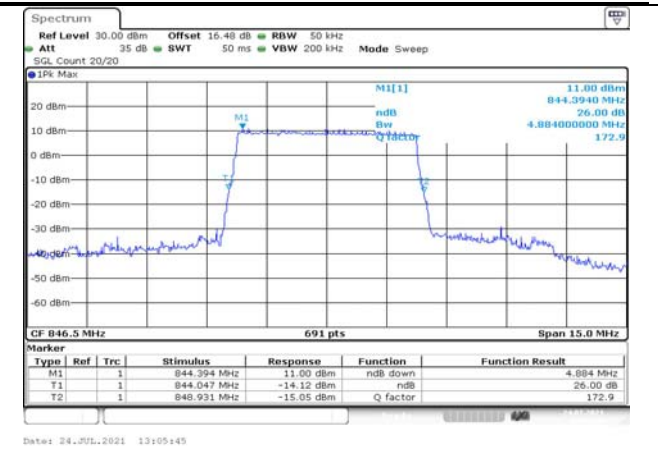


Fig.26

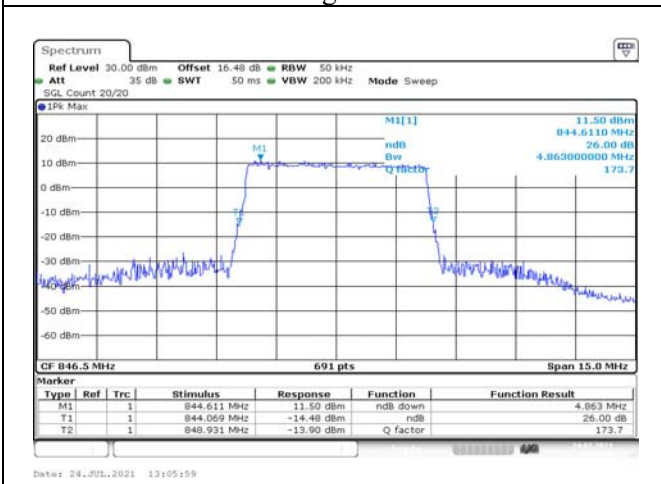


Fig.27

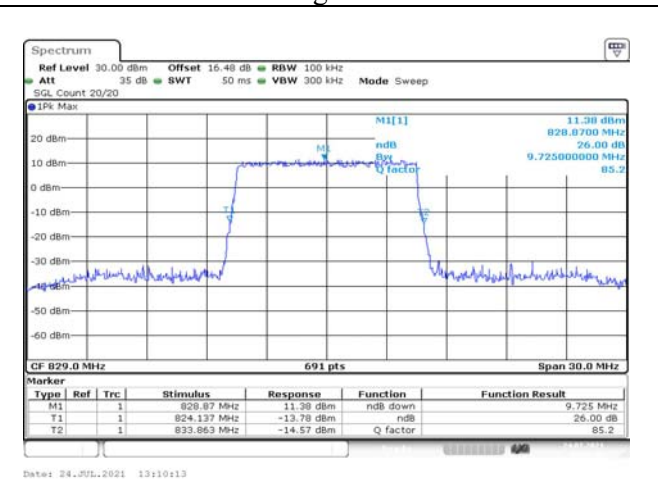


Fig.28

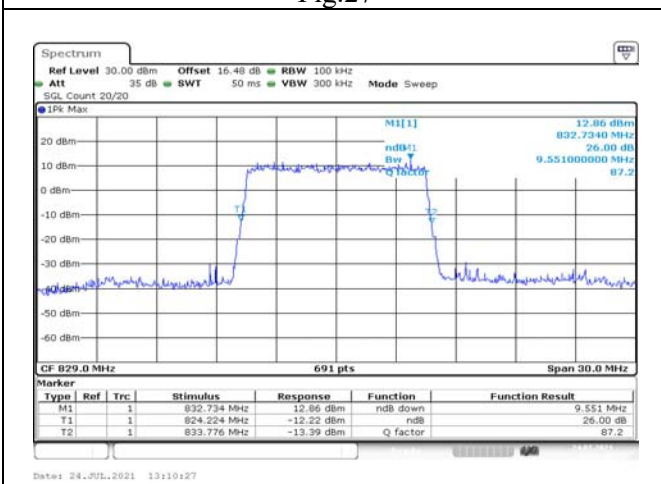


Fig.29

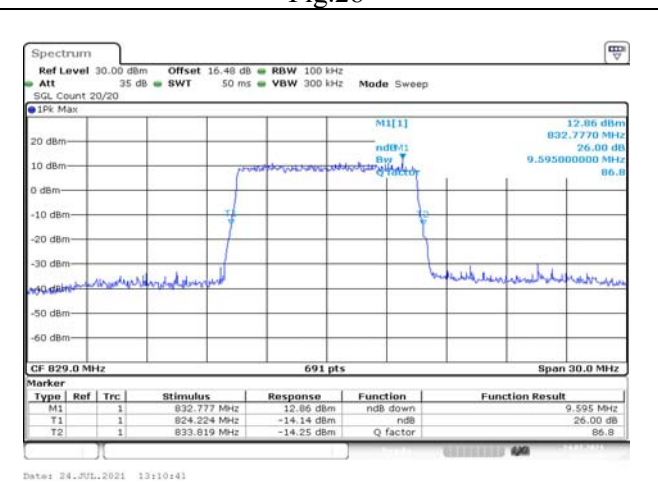


Fig.30

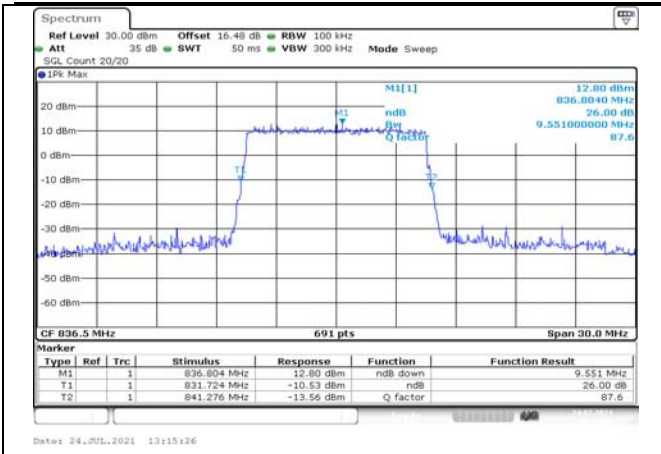


Fig.31

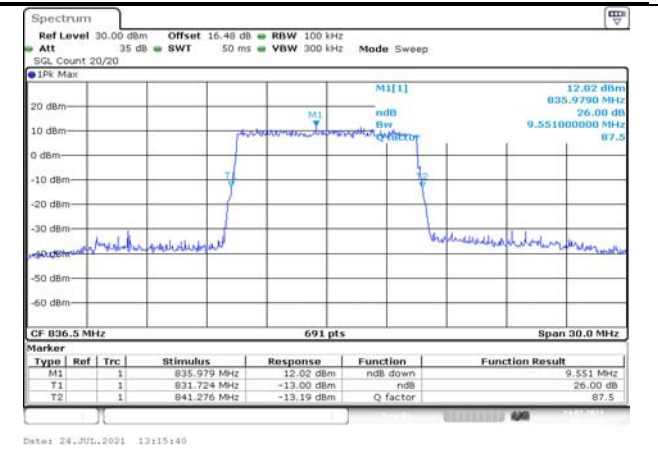


Fig.32

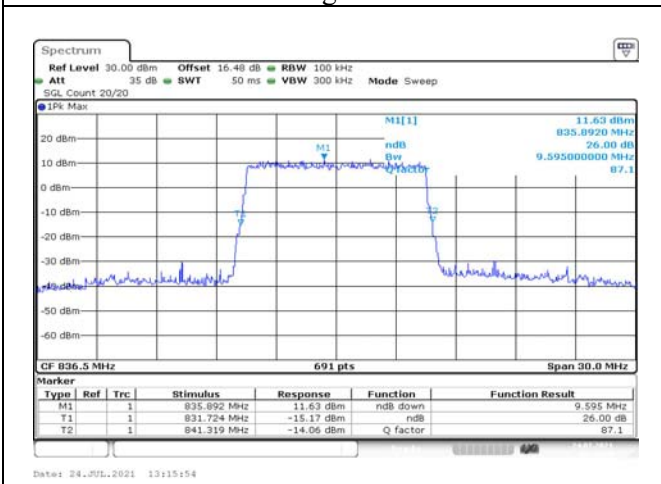


Fig.33

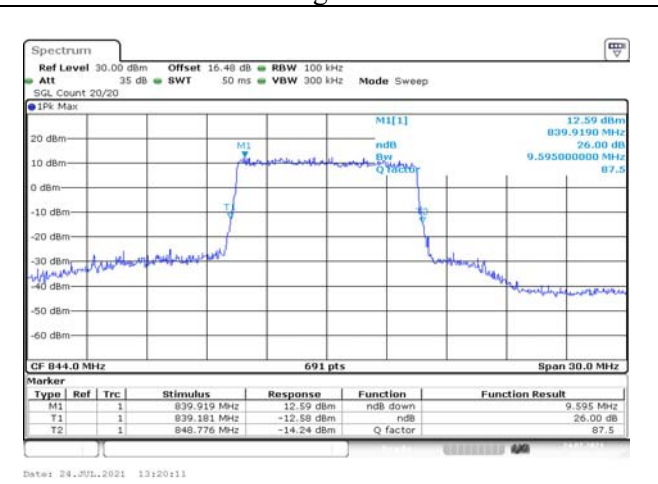


Fig.34

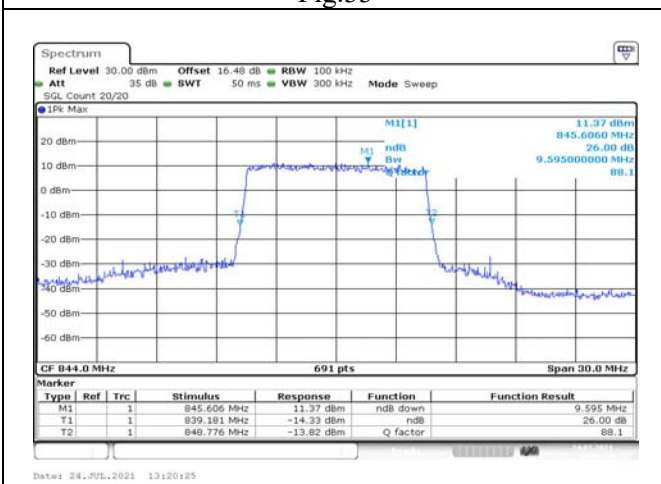


Fig.35

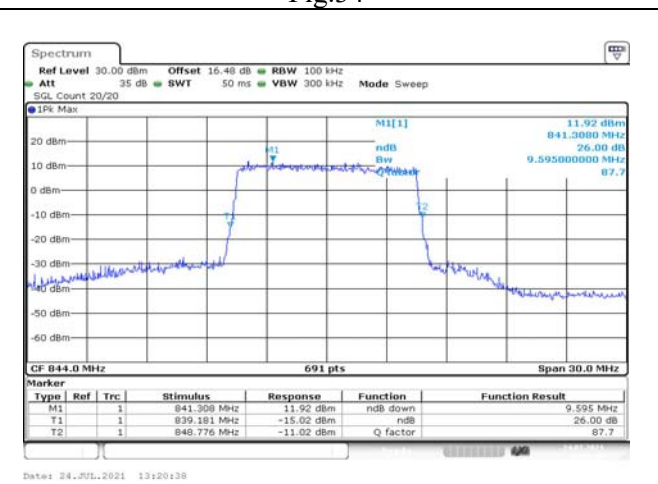


Fig.36

4 Peak-Average Ratio

Band	Carrier frequency (MHz)	Channel	BW (MHz)	RB Size	RB Offset	QPSK	16-QAM	64-QAM
5	824.7	20407	1.4	1	5	Fig.1	Fig.2	Fig.3
	824.7	20407		6	0	Fig.4	Fig.5	Fig.6
	836.5	20525		1	5	Fig.7	Fig.8	Fig.9
	836.5	20525		6	0	Fig.10	Fig.11	Fig.12
	848.3	20643		1	5	Fig.13	Fig.14	Fig.15
	848.3	20643		6	0	Fig.16	Fig.17	Fig.18
	825.5	20415	3	1	14	Fig.19	Fig.20	Fig.21
	825.5	20415		15	0	Fig.22	Fig.23	Fig.24
	836.5	20525		1	14	Fig.25	Fig.26	Fig.27
	836.5	20525		15	0	Fig.28	Fig.29	Fig.30
	847.5	20635		1	14	Fig.31	Fig.32	Fig.33
	847.5	20635		15	0	Fig.34	Fig.35	Fig.36
	826.5	20425	5	1	24	Fig.37	Fig.38	Fig.39
	826.5	20425		25	0	Fig.40	Fig.41	Fig.42
	836.5	20525		1	24	Fig.43	Fig.44	Fig.45
	836.5	20525		25	0	Fig.46	Fig.47	Fig.48
	846.5	20625		1	24	Fig.49	Fig.50	Fig.51
	846.5	20625		25	0	Fig.52	Fig.53	Fig.54
	829	20450	10	1	49	Fig.55	Fig.56	Fig.57
	829	20450		50	0	Fig.58	Fig.59	Fig.60
	836.5	20525		1	49	Fig.61	Fig.62	Fig.63
	836.5	20525		50	0	Fig.64	Fig.65	Fig.66
	844	20600		1	49	Fig.67	Fig.68	Fig.69
	844	20600		50	0	Fig.70	Fig.71	Fig.72

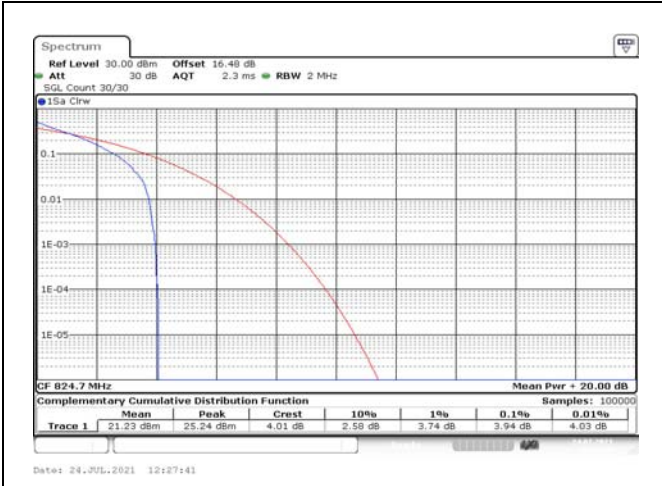


Fig.1

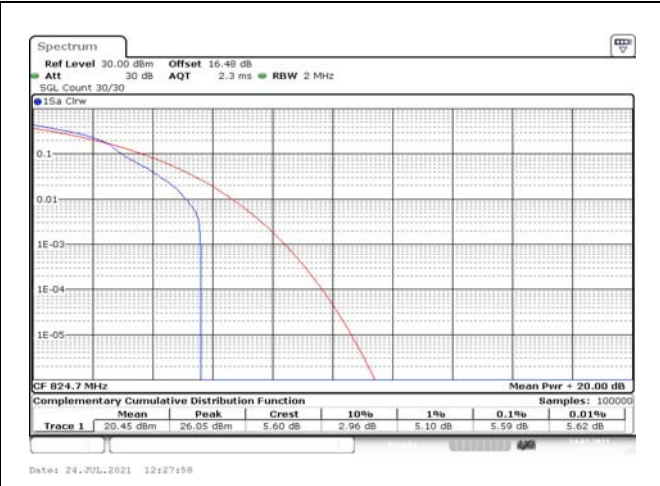


Fig.2

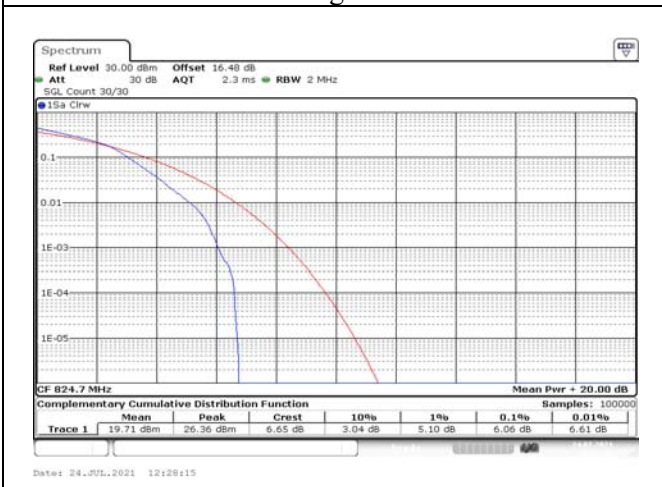


Fig.3

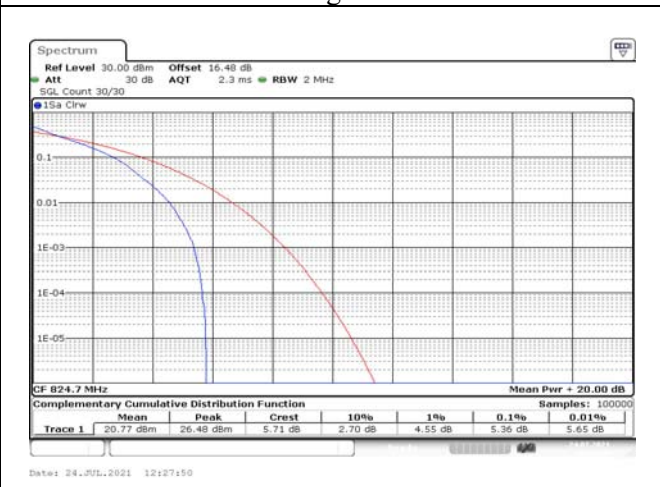


Fig.4

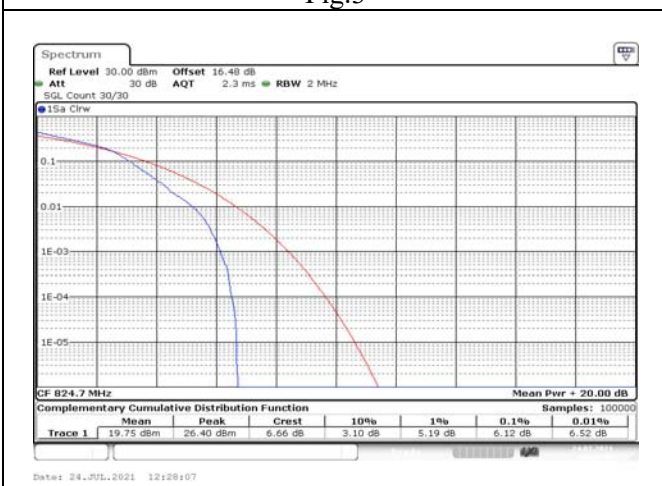


Fig.5

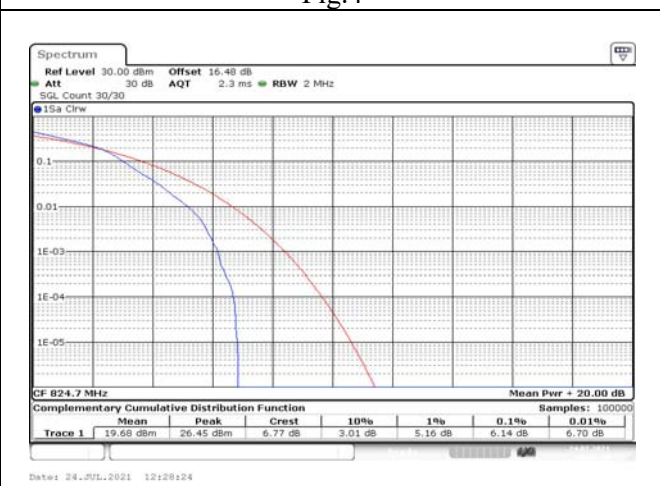


Fig.6

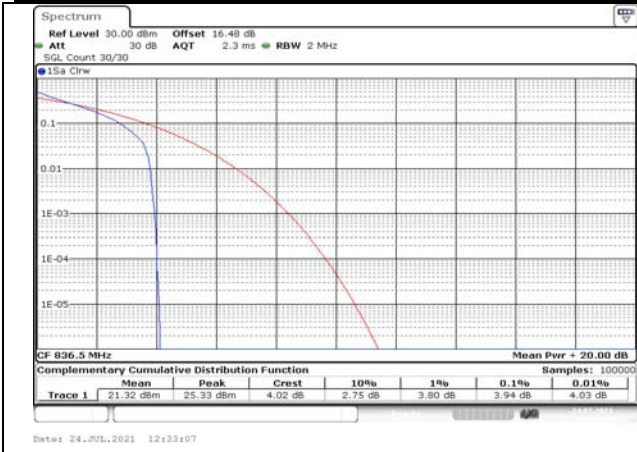


Fig.7



Fig.8

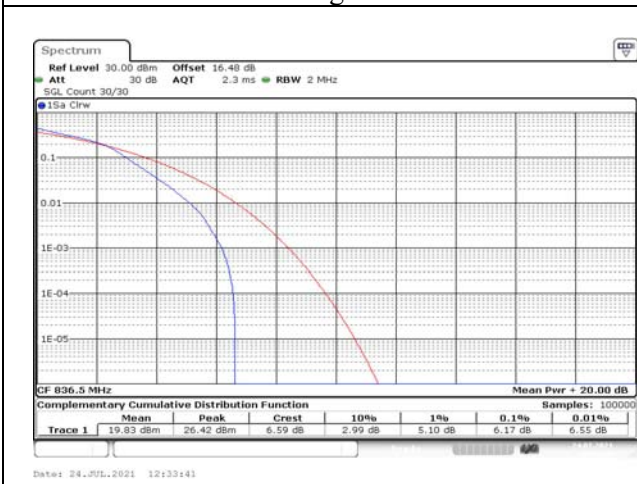


Fig.9

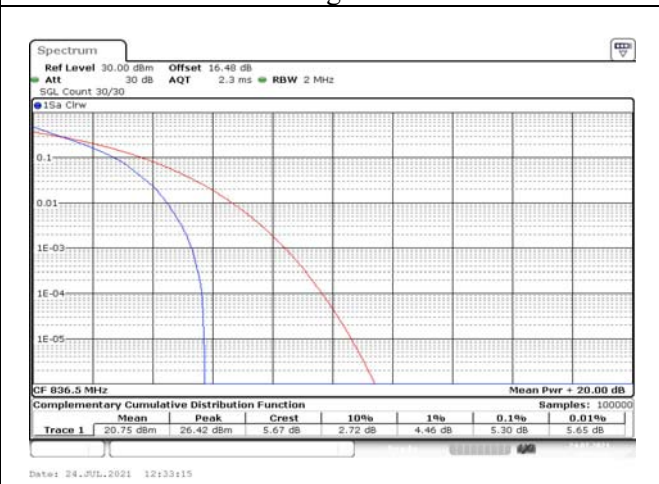


Fig.10

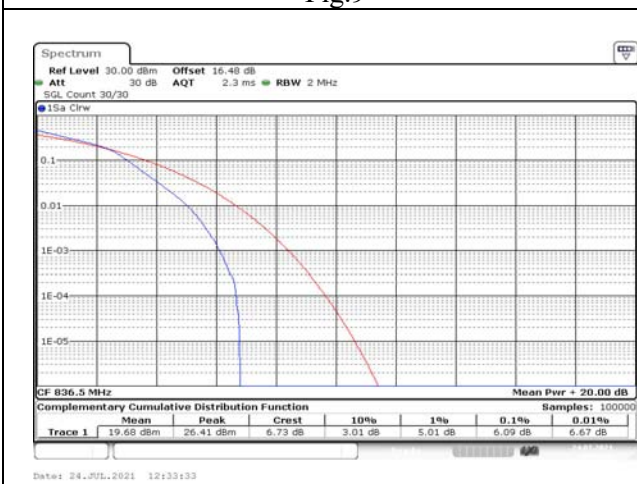


Fig.11

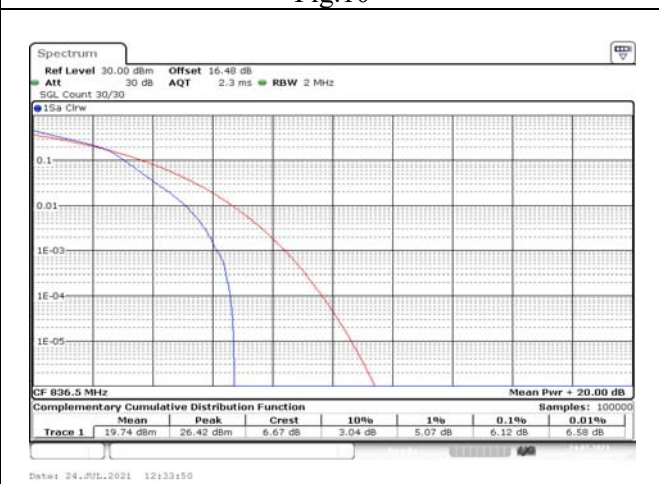


Fig.12



Fig.13



Fig.14

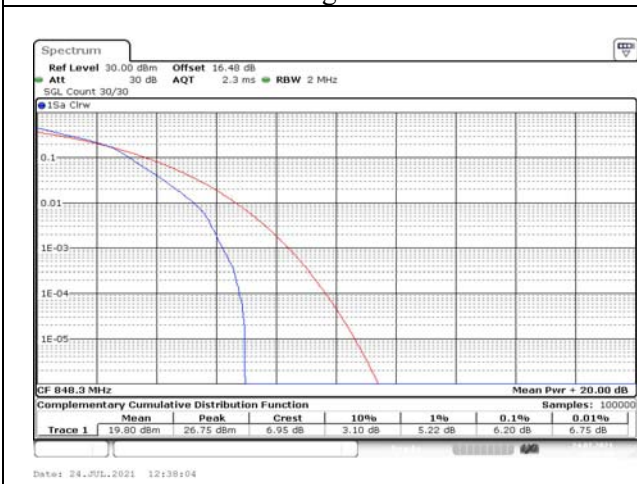


Fig.15

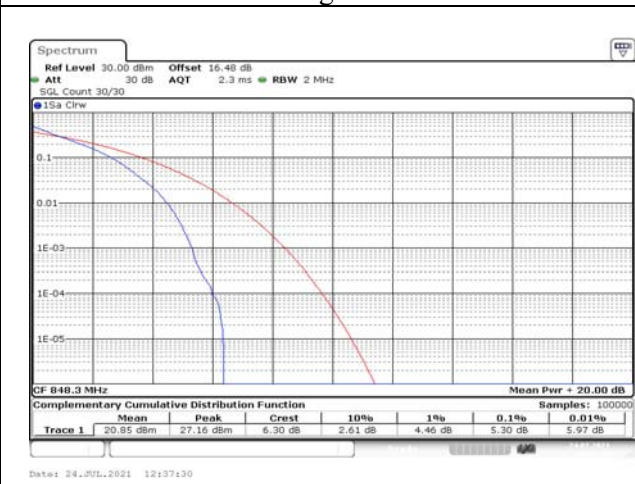


Fig.16

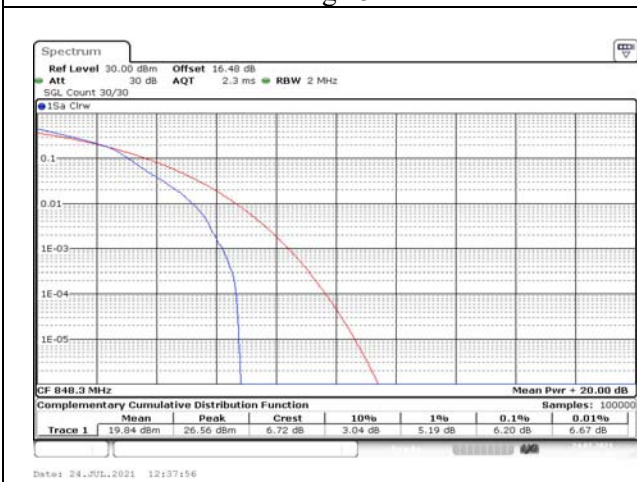


Fig.17

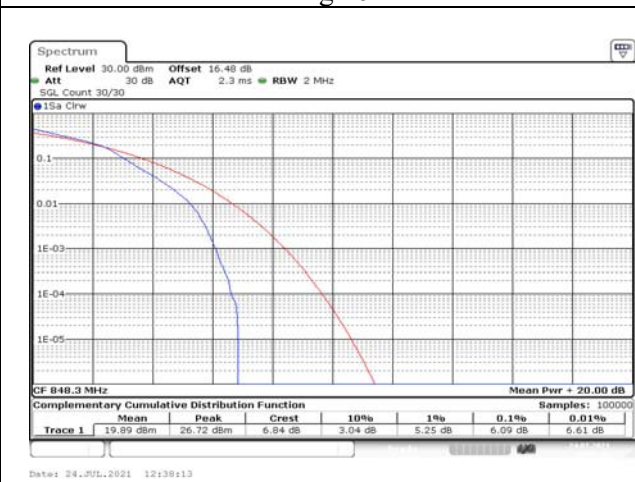


Fig.18



Fig.19



Fig.20

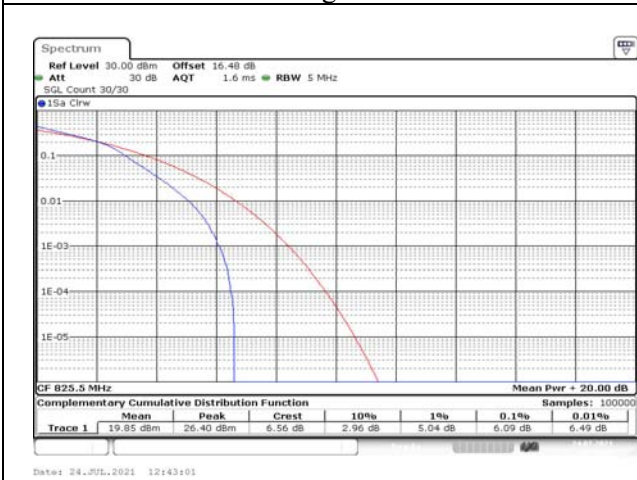


Fig.21

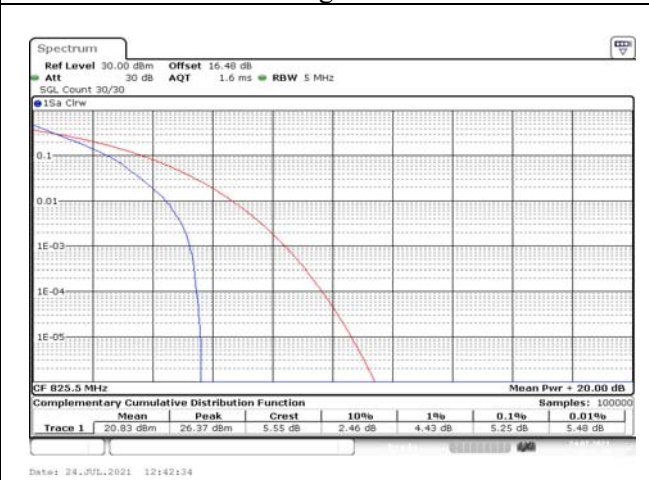


Fig.22

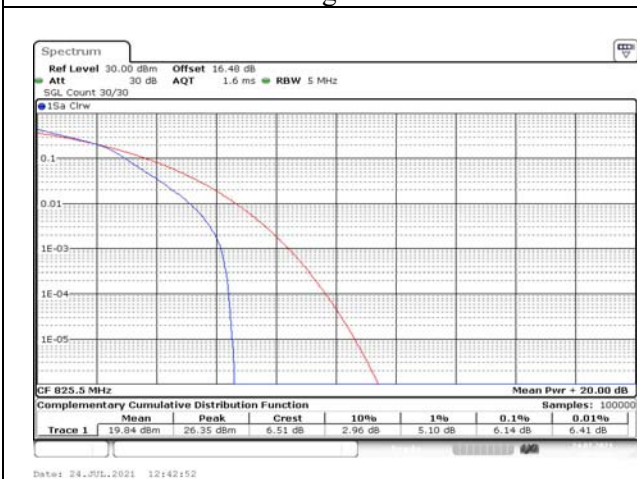


Fig.23



Fig.24

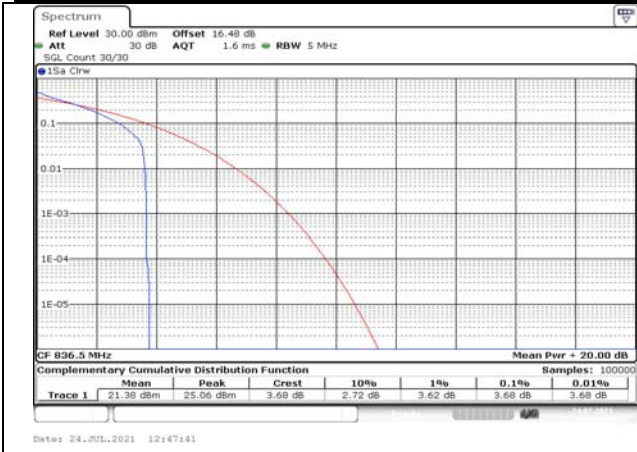


Fig.25

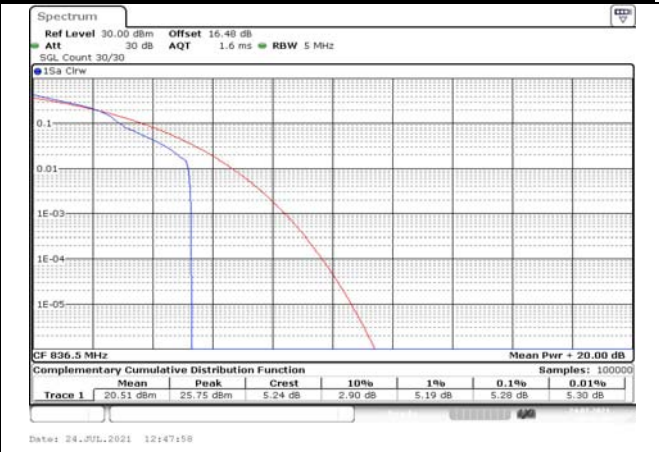


Fig.26

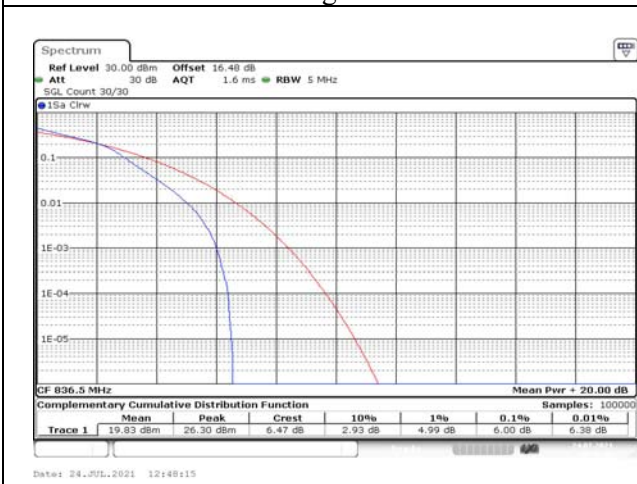


Fig.27

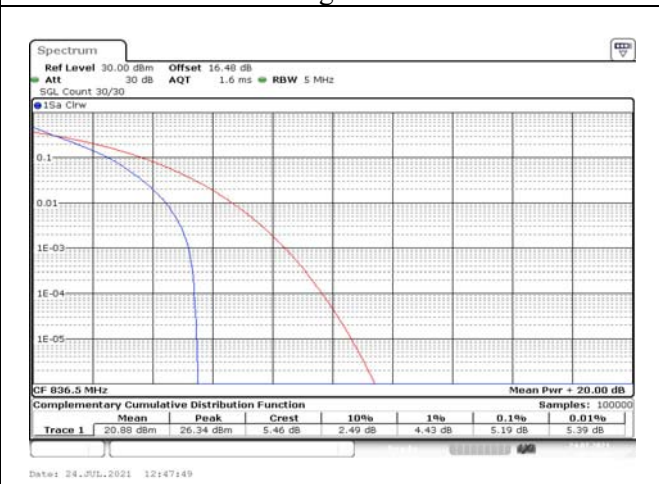


Fig.28

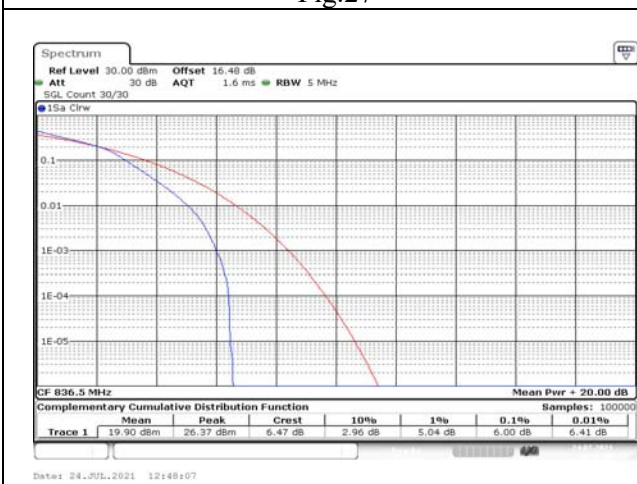


Fig.29

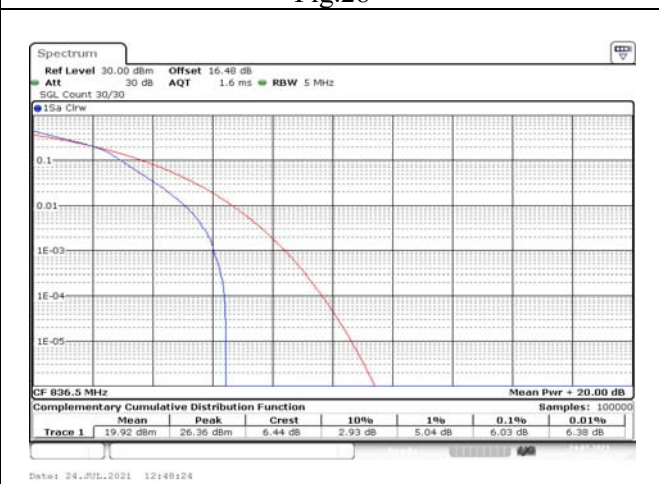


Fig.30

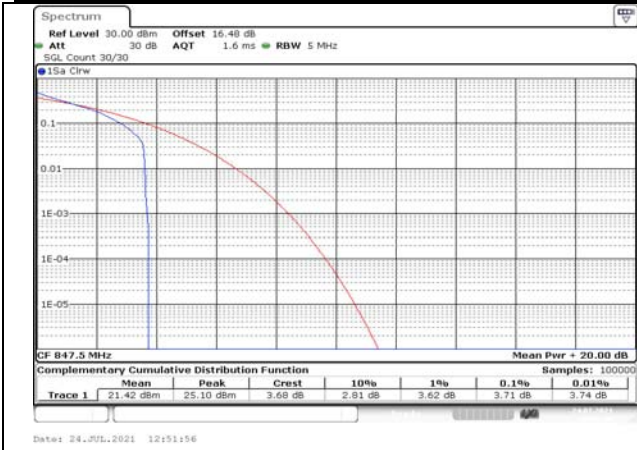


Fig.31

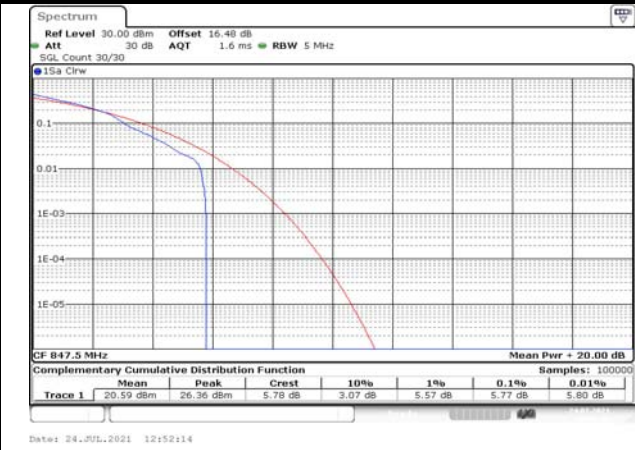


Fig.32

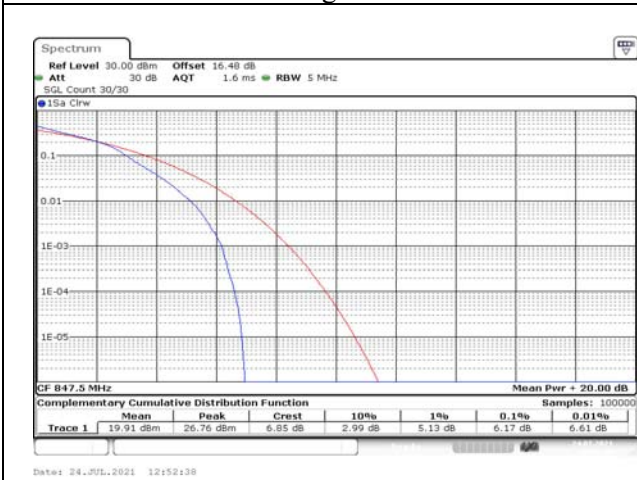


Fig.33

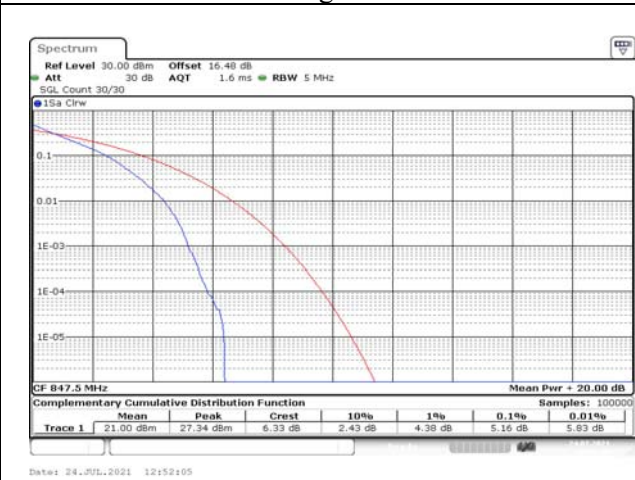


Fig.34

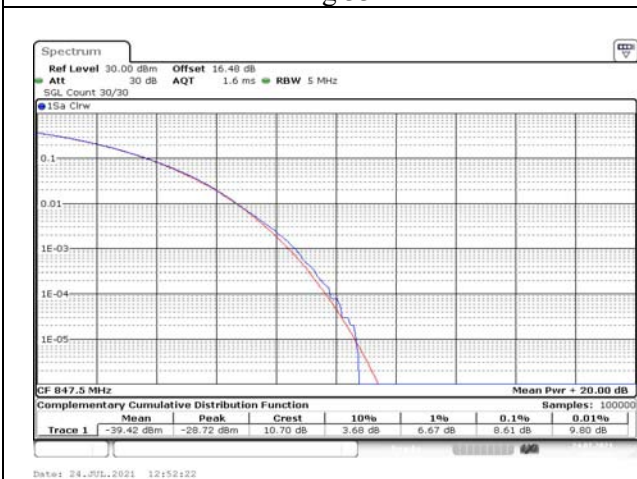


Fig.35

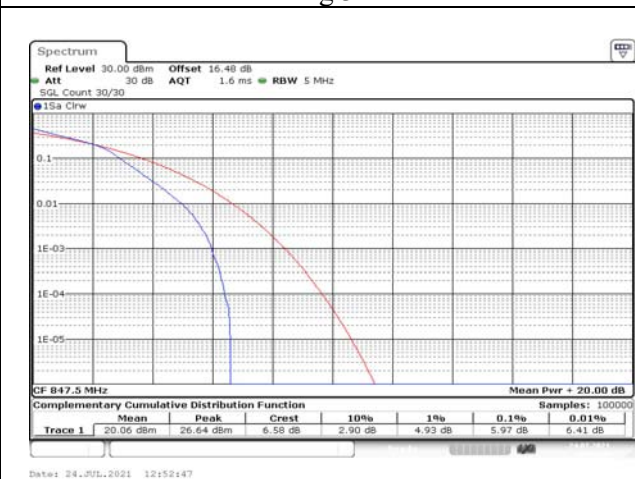


Fig.36



Fig.37

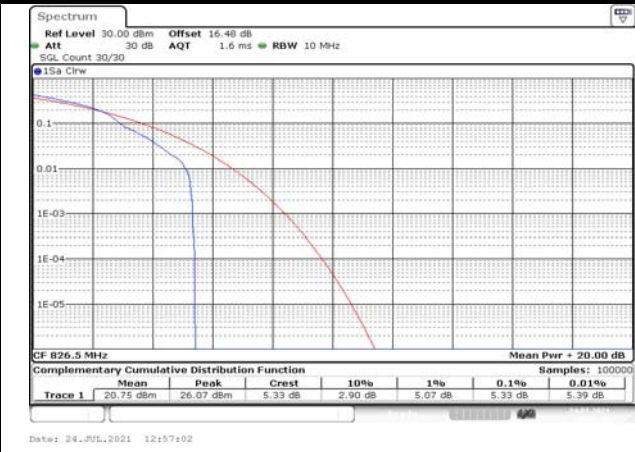


Fig.38

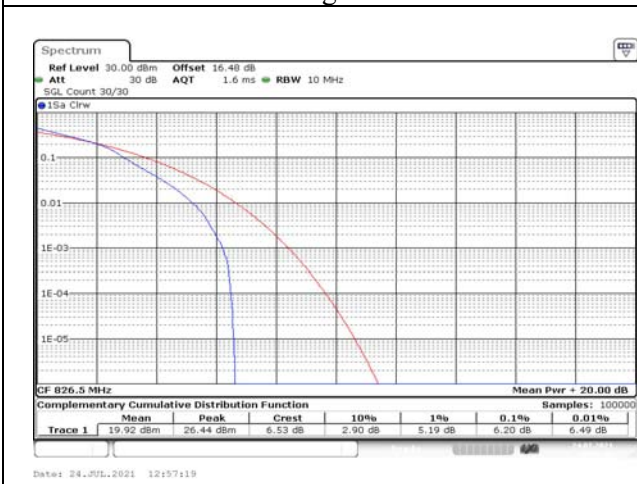


Fig.39

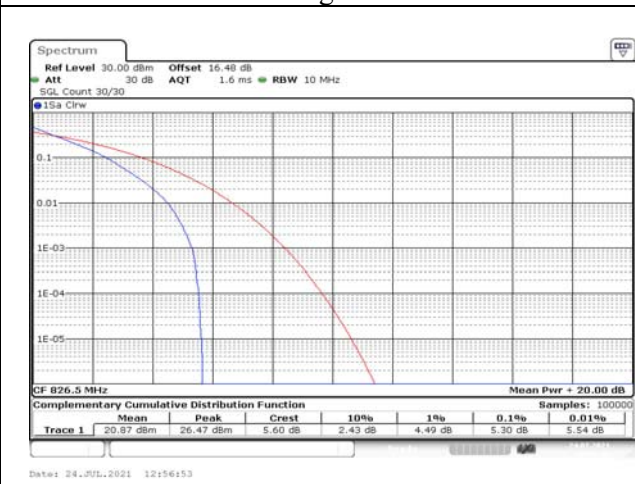


Fig.40

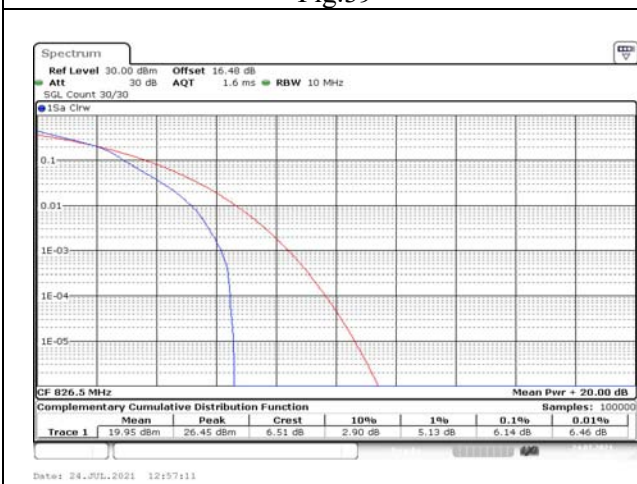


Fig.41

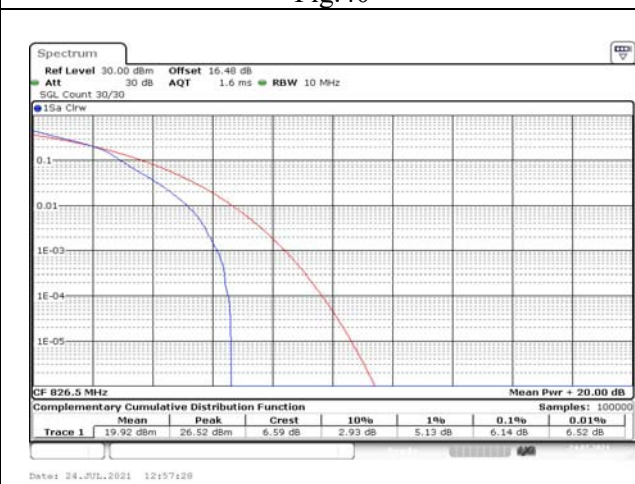


Fig.42



Fig.43



Fig.44

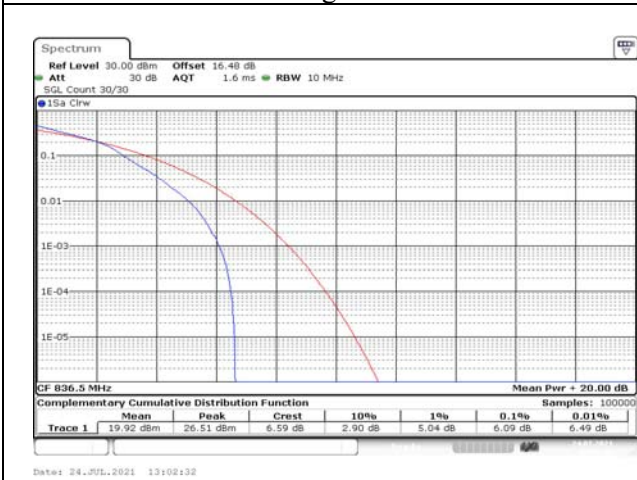


Fig.45

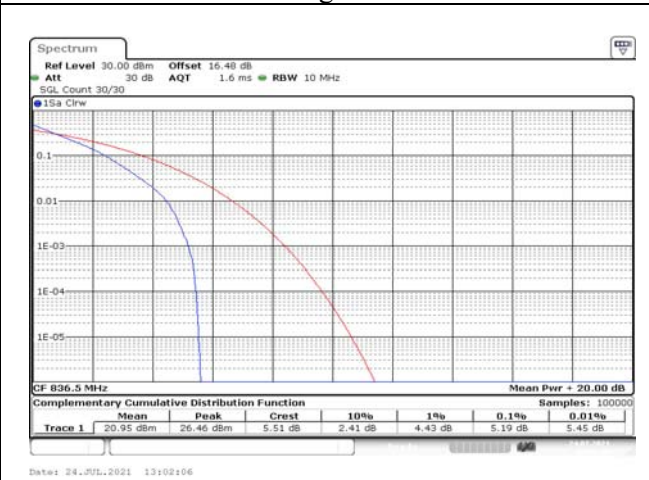


Fig.46

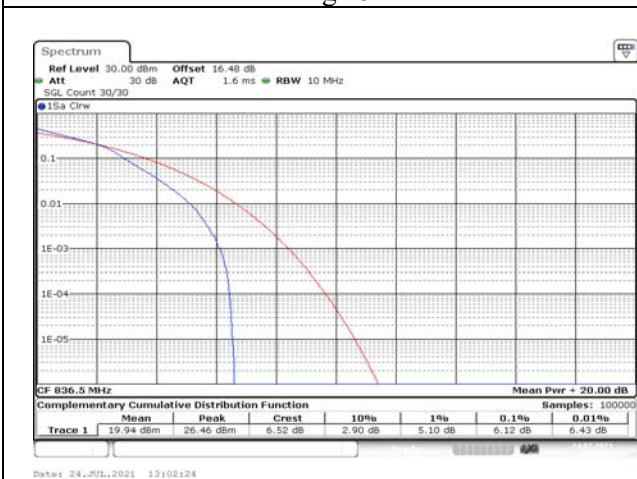


Fig.47

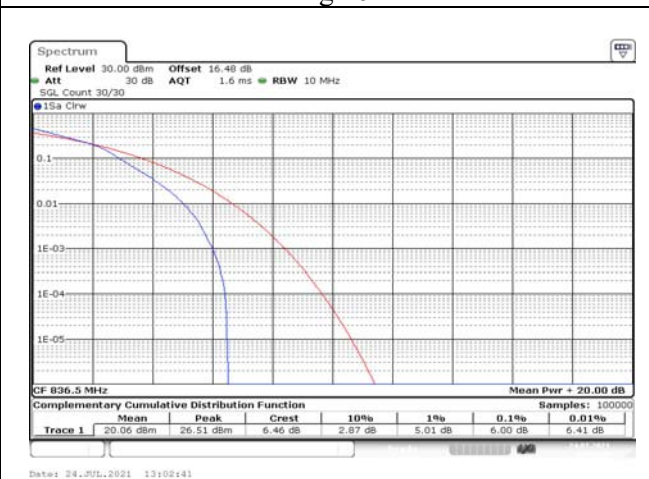


Fig.48



Fig.49

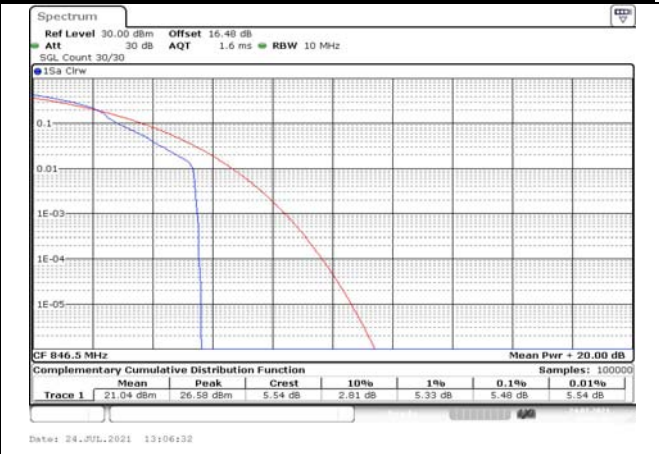


Fig.50

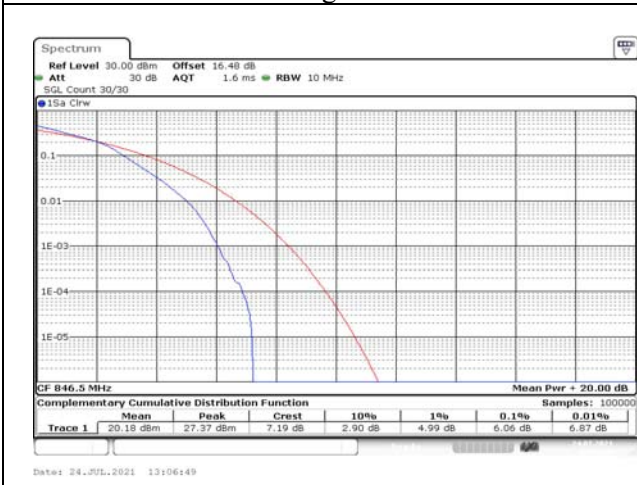


Fig.51

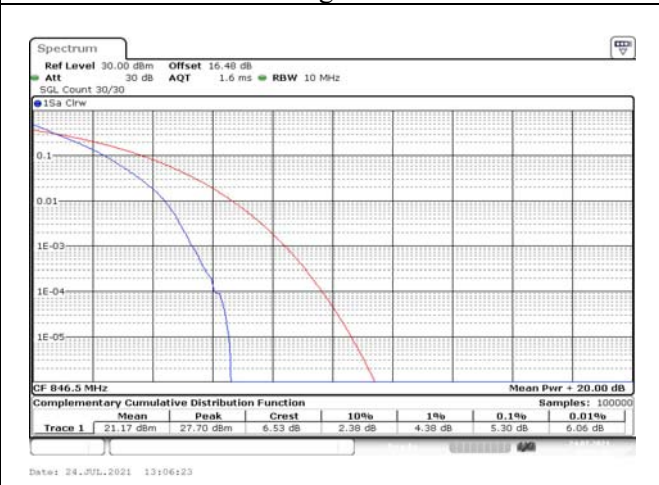


Fig.52

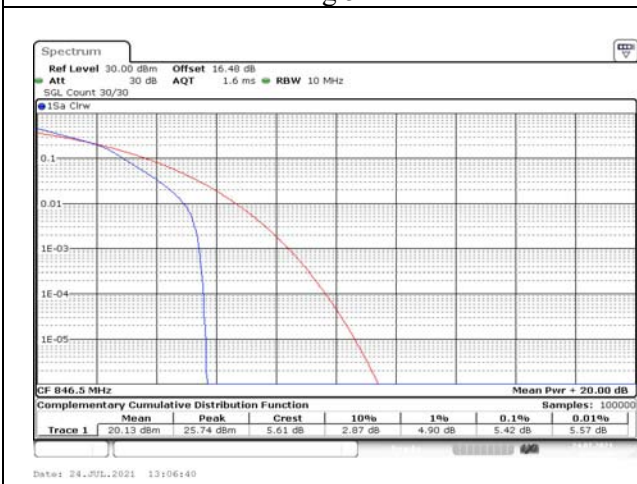


Fig.53

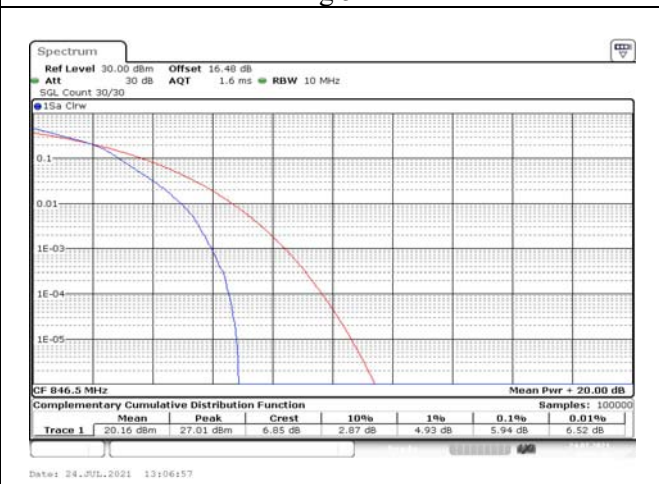


Fig.54



Fig.55



Fig.56

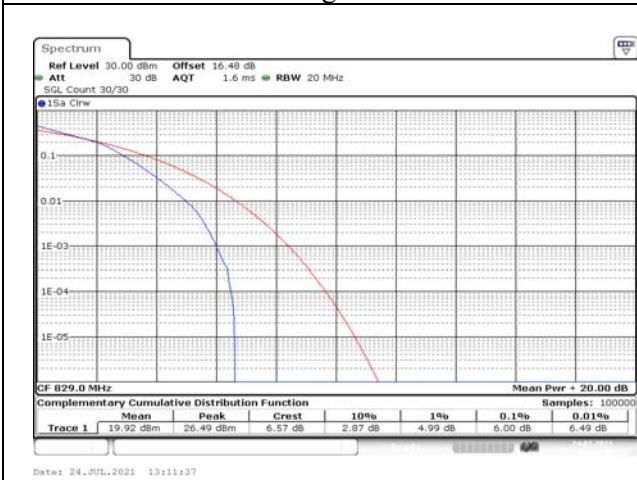


Fig.57

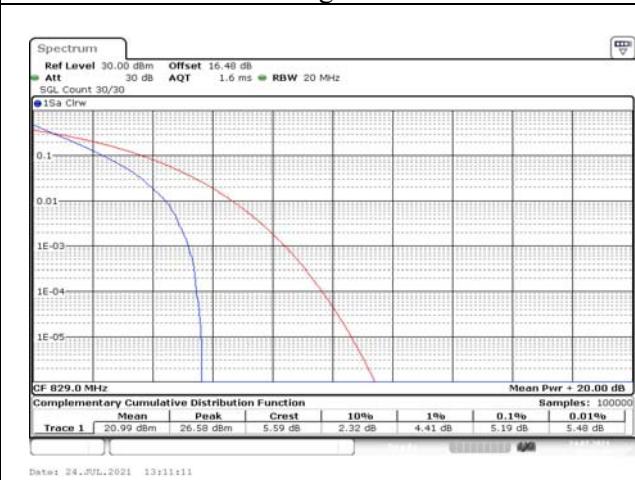


Fig.58

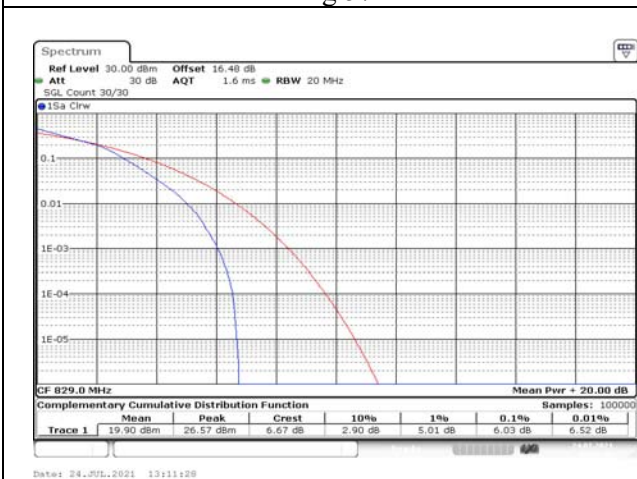


Fig.59

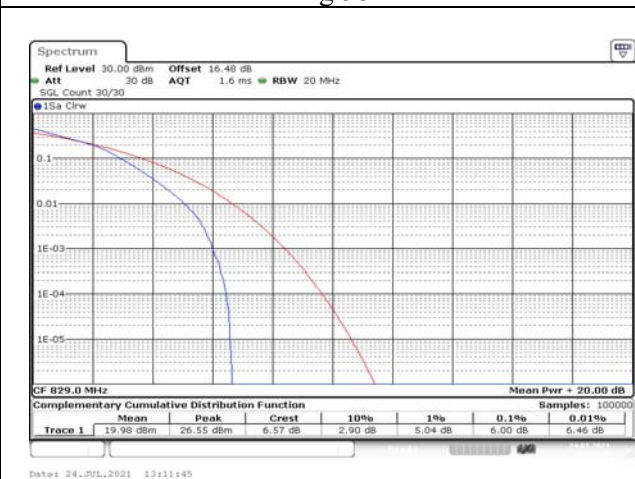


Fig.60

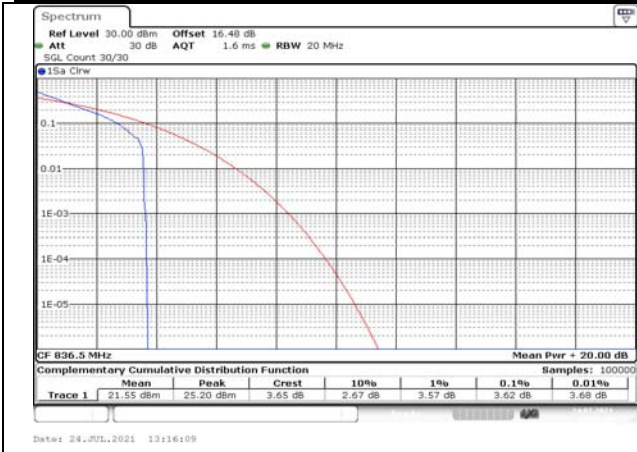


Fig.61

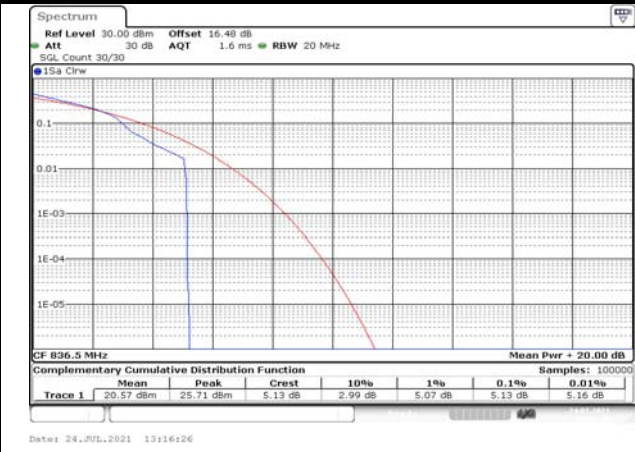


Fig.62

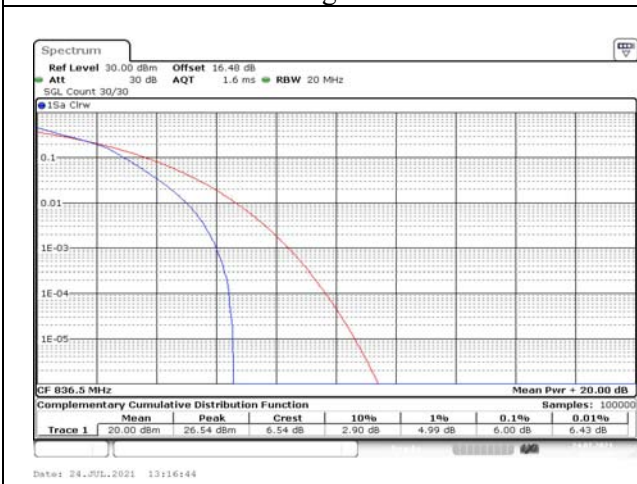


Fig.63

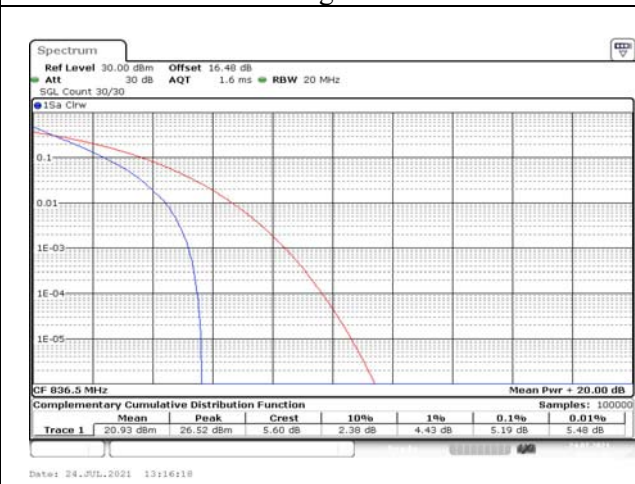


Fig.64



Fig.65

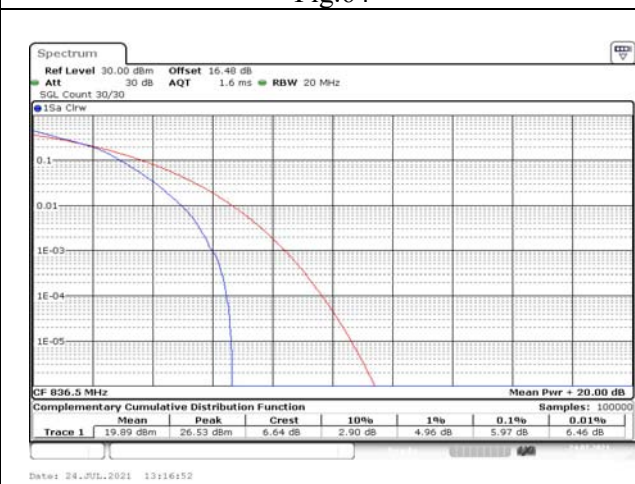


Fig.66

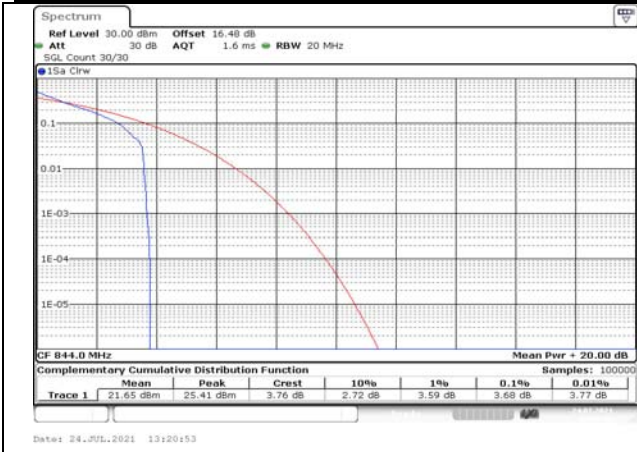


Fig.67



Fig.68

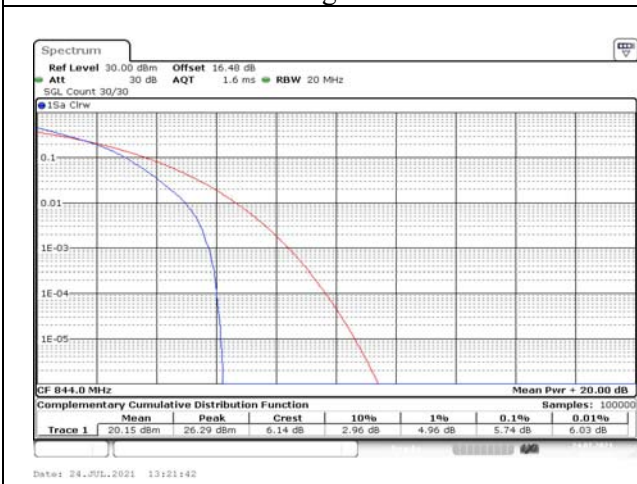


Fig.69

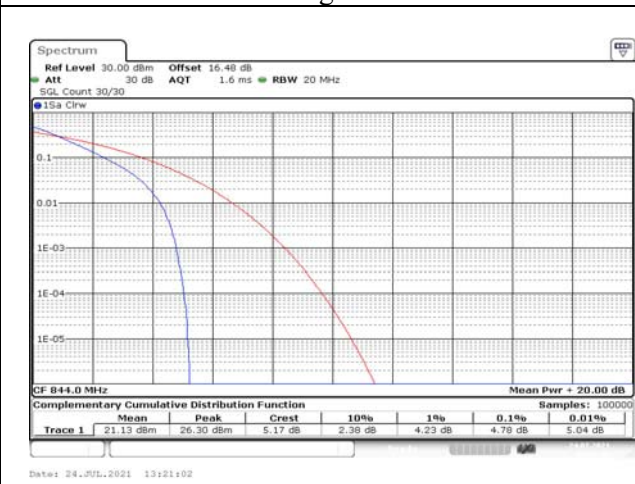


Fig.70

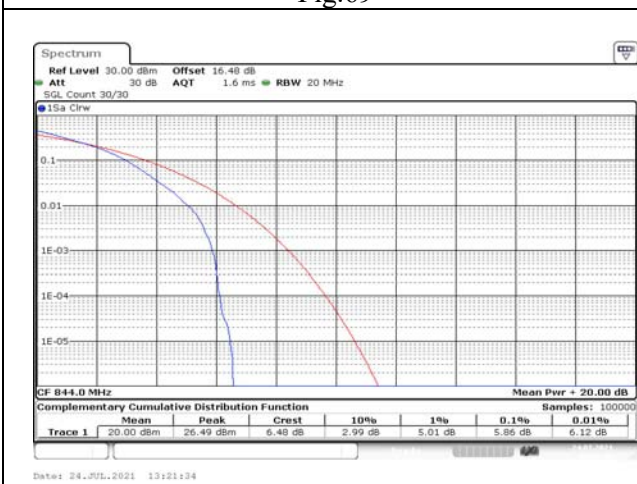


Fig.71

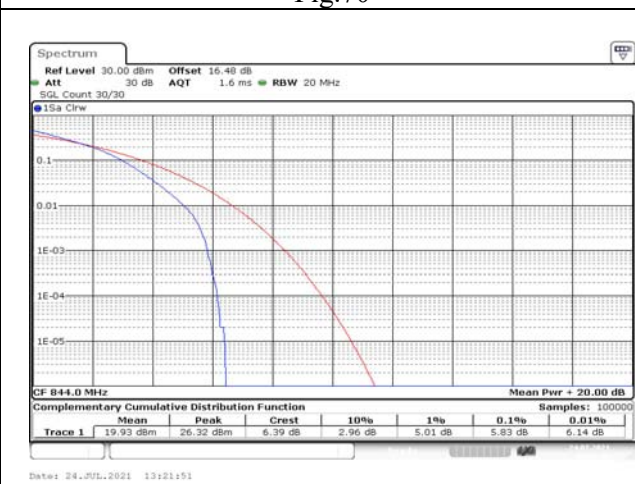


Fig.72

5 Spurious Emissions at antenna terminal

Band	Carrier frequency (MHz)	Channel	BW	RB Size	RB Offset	Conducted Spurious Plot
						QPSK
5	829	20450	10	1	0	Fig.1
	836.5	20525		1	0	Fig.2
	844	20600		1	0	Fig.3

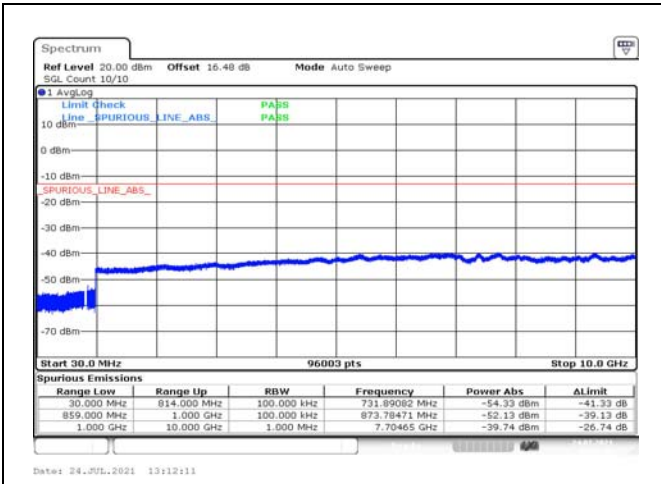


Fig.1

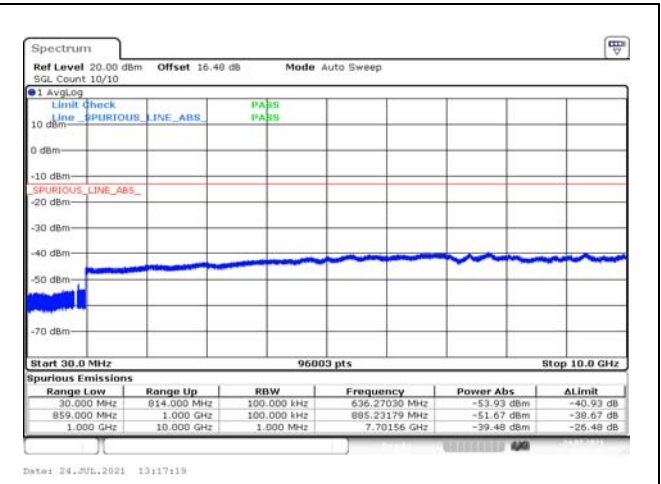


Fig.2

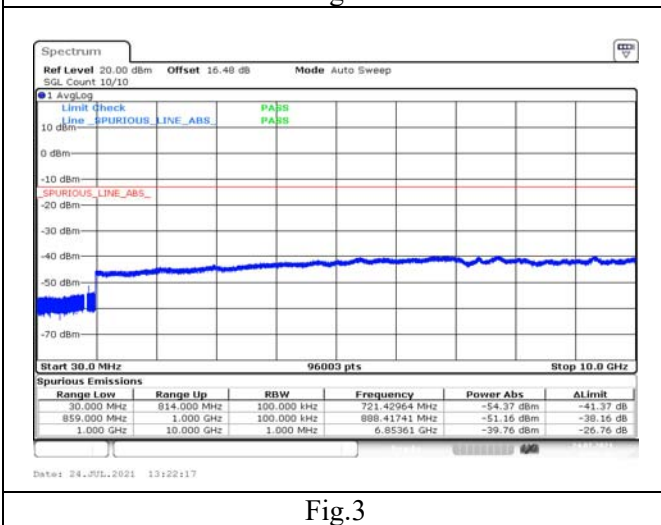


Fig.3

6 Band Edges Compliance

Band	Carrier frequency (MHz)	Channel	BW	RB Size	RB Offset	Band Edges Plot
						QPSK
5	824.7	20407	1.4	1	0	Fig.1
				6	0	Fig.2
	848.3	20643		1	5	Fig.3
				6	0	Fig.4
	825.5	20415	3	1	0	Fig.5
				15	0	Fig.6
				1	14	Fig.7
	847.5	20635		15	0	Fig.8
				1	0	Fig.9
	826.5	20425		5	25	0
			1		24	Fig.11
			25		0	Fig.12
	846.5	20625	1		0	Fig.13
			50		0	Fig.14
	829	20450	10		1	49
				50	0	Fig.16
844	20600	1		0	Fig.13	
		50		0	Fig.14	

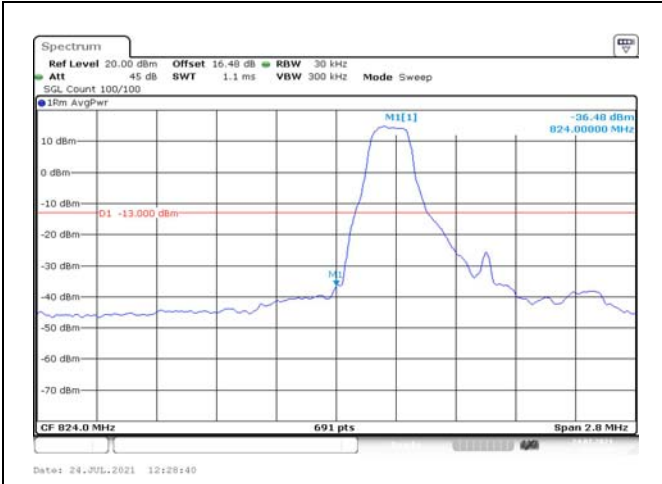


Fig.1

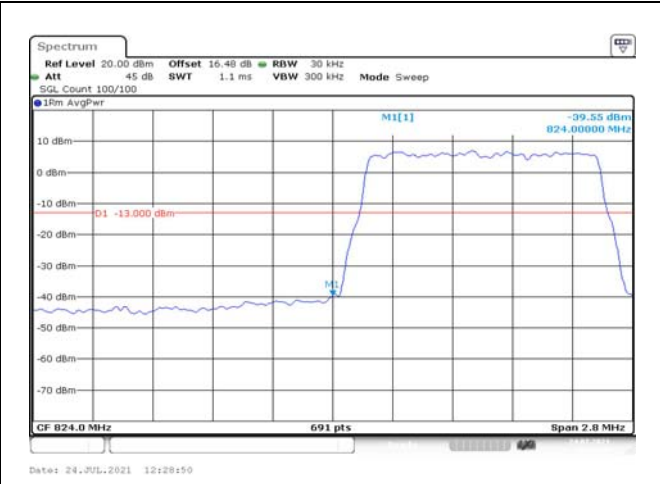


Fig.2

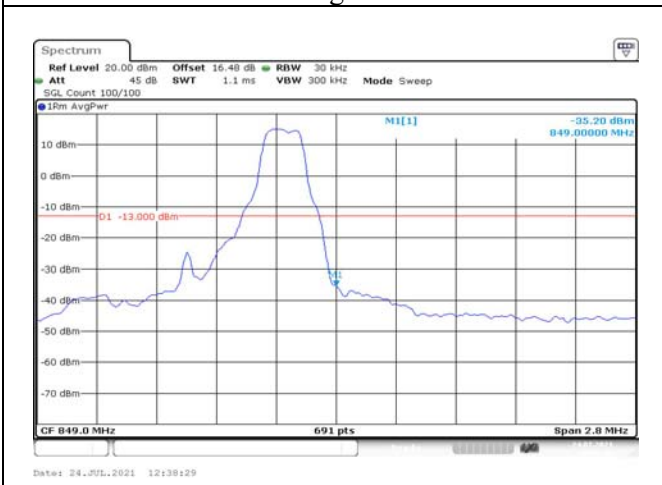


Fig.3

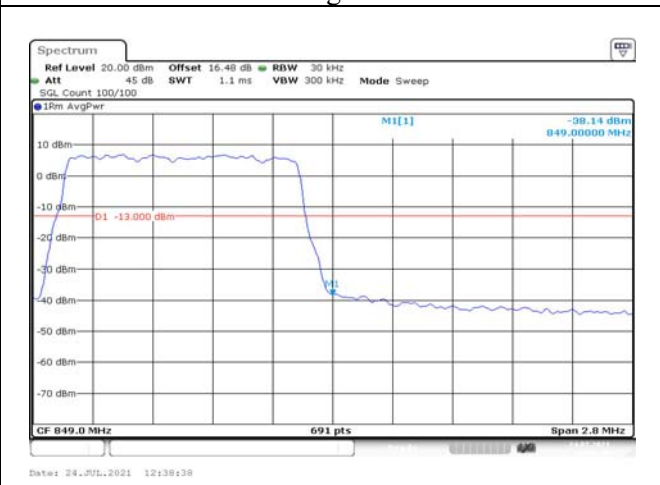


Fig.4

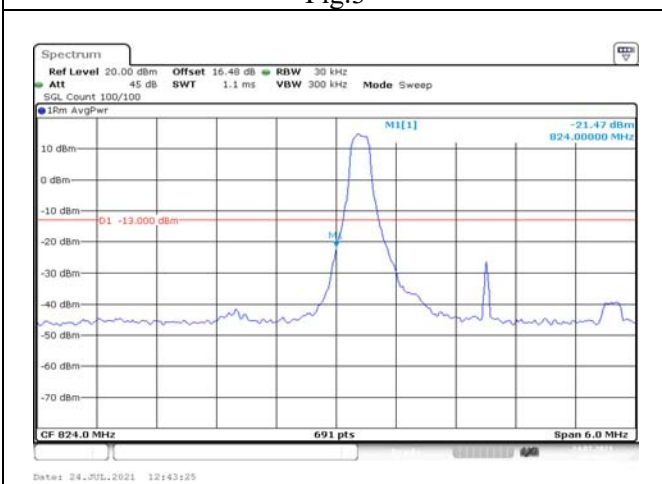


Fig.5

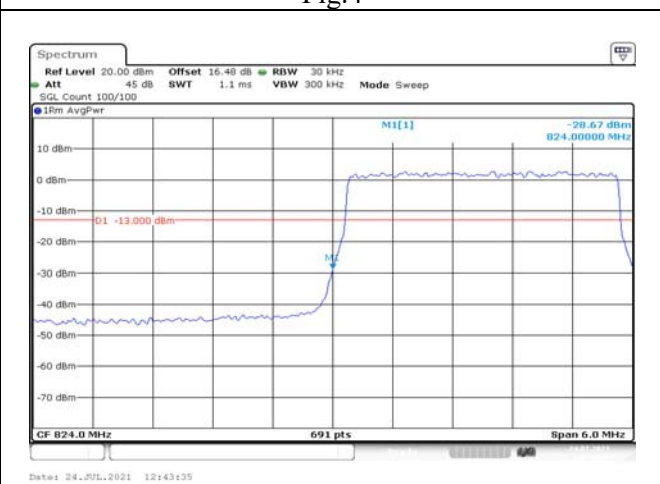


Fig.6

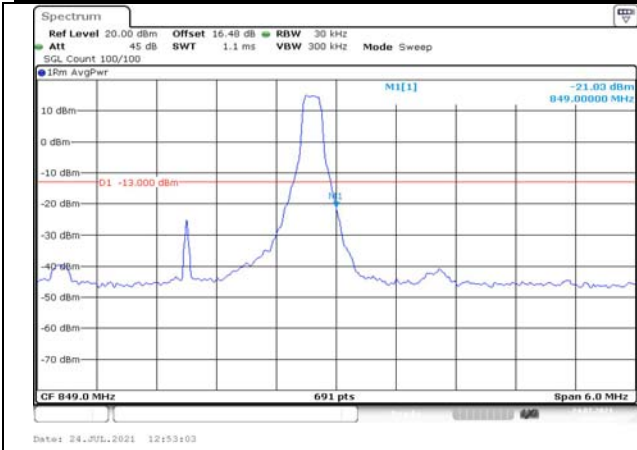


Fig.7



Fig.8

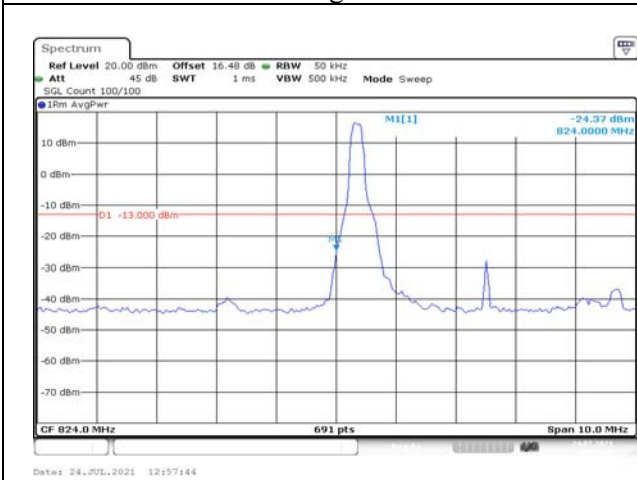


Fig.9

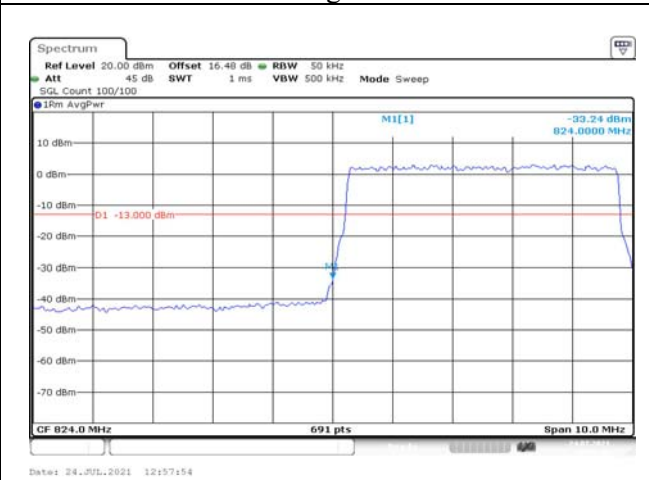


Fig.10

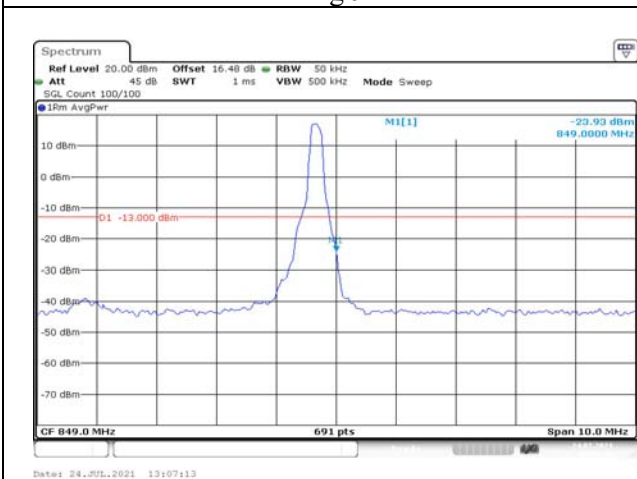


Fig.11

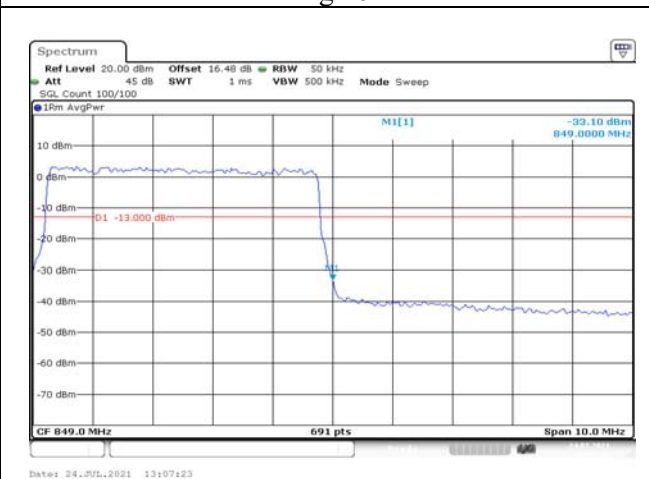


Fig.12

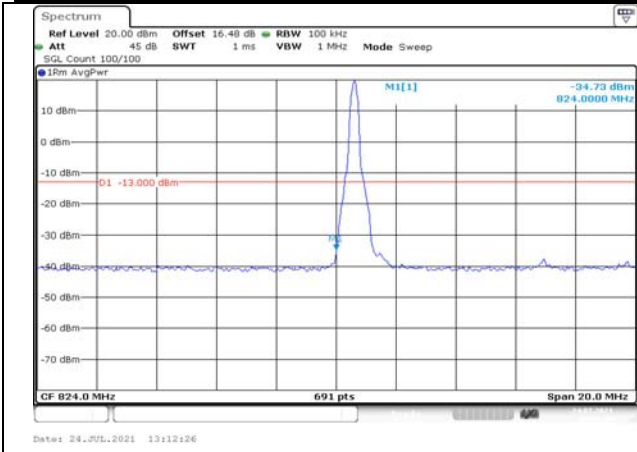


Fig.13

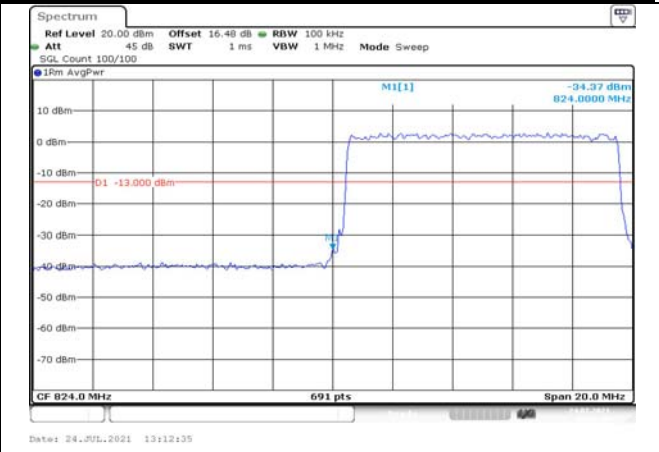


Fig.14

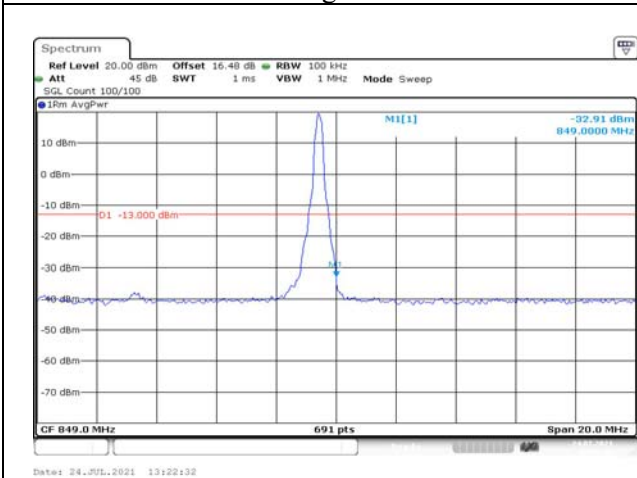


Fig.15

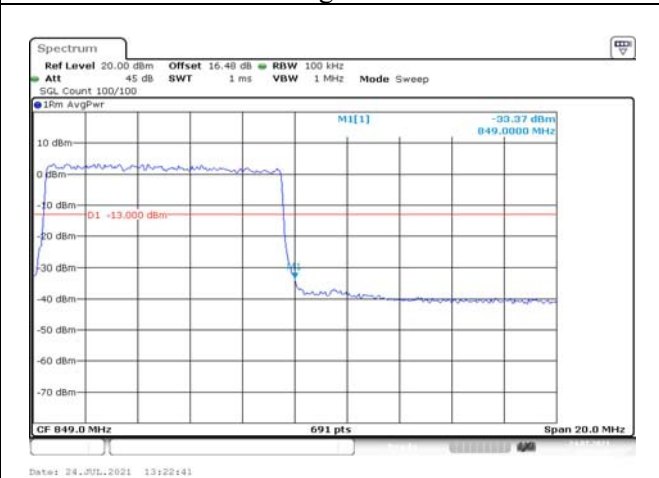


Fig.16

7 Frequency Stability

Temperature(°C)	Voltage	Test Result (ppm) Band5 Low Channel QPSK					
		1.4M	3M	5M	10M	15M	20M
-30	NV	0.017	0.004	0.002	0.004	---	---
-20	NV	-0.030	0.001	0.001	-1.205	---	---
-10	NV	-0.001	0.002	-0.003	0.004	---	---
0	NV	-0.027	0.004	0.003	0.005	---	---
+10	NV	-0.002	0.000	0.000	0.007	---	---
+20	NV	0.003	0.002	0.000	-1.205	---	---
+30	NV	-0.007	-0.001	0.002	0.005	---	---
+40	NV	0.006	0.002	0.003	-1.205	---	---
+50	NV	-0.019	0.001	0.003	0.005	---	---
+20	LV	0.008	0.001	0.002	0.004	---	---
+20	HV	0.007	0.000	-0.002	0.005	---	---

Temperature(°C)	Voltage	Test Result (ppm) Band5 High Channel QPSK					
		1.4M	3M	5M	10M	15M	20M
-30	NV	0.003	0.004	0.008	0.005	---	---
-20	NV	0.016	0.004	0.008	0.006	---	---
-10	NV	0.016	0.002	0.010	0.004	---	---
0	NV	0.021	0.004	0.008	0.006	---	---
+10	NV	0.016	0.003	0.008	0.003	---	---
+20	NV	-0.008	0.003	0.005	0.002	---	---
+30	NV	0.005	0.001	0.007	0.005	---	---
+40	NV	0.003	0.000	0.008	0.005	---	---
+50	NV	-0.011	0.001	0.005	0.002	---	---
+20	LV	0.000	0.002	0.007	0.003	---	---
+20	HV	0.004	0.001	0.006	0.005	---	---

8 Effective Radiated Power and Effective Isotropic Radiated Power

Modulation	Carrier frequency (MHz)	UL Channel	BW	RB Size	RB Offset	Conduct ed power (dBm)	ERP/ EIRP (dBm)	ERP/ EIRP (W)
QPSK	824.7	20407	1.4	1	0	22.92	15.27	0.034
				1	3	22.84	15.19	0.033
				1	5	22.94	15.29	0.034
				3	0	22.92	15.27	0.034
				3	1	22.83	15.18	0.033
				3	3	22.91	15.26	0.034
	6	0		21.98	14.33	0.027		
	836.5	20525		1	0	22.97	15.32	0.034
				1	3	23.06	15.41	0.035
				1	5	23.06	15.41	0.035
				3	0	22.98	15.33	0.034
				3	1	22.97	15.32	0.034
				3	3	22.98	15.33	0.034
	6	0		22.06	14.41	0.028		
	848.3	20643		1	0	22.99	15.34	0.034
				1	3	23.04	15.39	0.035
				1	5	22.96	15.31	0.034
				3	0	23.01	15.36	0.034
3			1	23.06	15.41	0.035		
3			3	23.06	15.41	0.035		
16QAM	824.7	20407	1	0	22.03	14.38	0.027	
			1	3	22.10	14.45	0.028	
			1	5	22.10	14.45	0.028	
			3	0	22.15	14.50	0.028	
			3	1	22.24	14.59	0.029	
			3	3	22.24	14.59	0.029	
	6	0	20.99	13.34	0.022			
	836.5	20525	1	0	22.14	14.49	0.028	
			1	3	22.22	14.57	0.029	
			1	5	22.20	14.55	0.029	
			3	0	22.13	14.48	0.028	
			3	1	22.18	14.53	0.028	
			3	3	22.17	14.52	0.028	
	6	0	20.90	13.25	0.021			
	848.3	20643	1	0	22.25	14.60	0.029	
			1	3	22.24	14.59	0.029	
			1	5	22.12	14.47	0.028	
			3	0	22.19	14.54	0.028	
3			1	22.11	14.46	0.028		
3			3	22.14	14.49	0.028		

				6	0	21.02	13.37	0.022
--	--	--	--	---	---	-------	-------	-------

Modulation	Carrier frequency (MHz)	UL Channel	BW	RB Size	RB Offset	Conduct ed power (dBm)	ERP/ EIRP (dBm)	ERP/ EIRP (W)		
64QAM	824.7	20407	1.4	1	0	20.99	13.34	0.022		
				1	3	21.05	13.40	0.022		
				1	5	20.98	13.33	0.022		
				3	0	20.97	13.32	0.021		
				3	1	20.97	13.32	0.021		
				3	3	21.00	13.35	0.022		
	836.5	20525		6	0	20.97	13.32	0.021		
				1	0	20.87	13.22	0.021		
				1	3	20.94	13.29	0.021		
				1	5	20.95	13.30	0.021		
				3	0	20.94	13.29	0.021		
				3	1	20.94	13.29	0.021		
	848.3	20643		3	3	20.93	13.28	0.021		
				6	0	21.08	13.43	0.022		
				1	0	21.02	13.37	0.022		
				1	3	21.02	13.37	0.022		
				1	5	21.02	13.37	0.022		
				3	0	21.02	13.37	0.022		
						3	1	21.02	13.37	0.022
						3	3	21.02	13.37	0.022
						6	0	21.02	13.37	0.022

Modulation	Carrier frequency (MHz)	UL Channel	BW	RB Size	RB Offset	Conduct ed power (dBm)	ERP/ EIRP (dBm)	ERP/ EIRP (W)
QPSK	825.5	20415	3	1	0	22.90	15.25	0.033
				1	8	22.93	15.28	0.034
				1	14	22.86	15.21	0.033
				8	0	22.00	14.35	0.027
				8	4	21.95	14.30	0.027
				8	7	22.02	14.37	0.027
	836.5	20525		15	0	22.00	14.35	0.027
				1	0	22.99	15.34	0.034
				1	8	23.02	15.37	0.034
				1	14	23.01	15.36	0.034
				8	0	22.01	14.36	0.027
				8	4	22.08	14.43	0.028
	847.5	20635		8	7	22.07	14.42	0.028
				15	0	22.07	14.42	0.028
				1	0	23.06	15.41	0.035
				1	8	23.08	15.43	0.035
				1	14	23.07	15.42	0.035
				8	0	22.11	14.46	0.028
16QAM	825.5	20415	8	4	22.15	14.50	0.028	
			8	7	22.16	14.51	0.028	
			15	0	22.21	14.56	0.029	
			1	0	22.61	14.96	0.031	
			1	8	22.10	14.45	0.028	
			1	14	22.07	14.42	0.028	
	836.5	20525	8	0	21.09	13.44	0.022	
			8	4	21.02	13.37	0.022	
			8	7	21.01	13.36	0.022	
			15	0	21.13	13.48	0.022	
			1	0	22.69	15.04	0.032	
			1	8	22.73	15.08	0.032	
	847.5	20635	1	14	22.70	15.05	0.032	
			8	0	21.20	13.55	0.023	
			8	4	21.27	13.62	0.023	
			8	7	21.26	13.61	0.023	
			15	0	21.07	13.42	0.022	
			1	0	22.81	15.16	0.033	
			1	8	22.78	15.13	0.033	
			1	14	22.73	15.08	0.032	
			8	0	21.33	13.68	0.023	
			8	4	21.34	13.69	0.023	
			8	7	21.34	13.69	0.023	
			15	0	21.27	13.62	0.023	

Modulation	Carrier frequency (MHz)	UL Channel	BW	RB Size	RB Offset	Conduct ed power (dBm)	ERP/ EIRP (dBm)	ERP/ EIRP (W)
64QAM	825.5	20415	3	1	0	21.06	13.41	0.022
				1	8	21.13	13.48	0.022
				1	14	21.13	13.48	0.022
				8	0	21.09	13.44	0.022
				8	4	21.13	13.48	0.022
				8	7	21.02	13.37	0.022
				15	0	21.13	13.48	0.022
	836.5	20525		1	0	21.06	13.41	0.022
				1	8	21.18	13.53	0.023
				1	14	21.07	13.42	0.022
				8	0	21.13	13.48	0.022
				8	4	21.07	13.42	0.022
				8	7	21.06	13.41	0.022
				15	0	21.06	13.41	0.022
	847.5	20635		1	0	21.28	13.63	0.023
				1	8	21.22	13.57	0.023
				1	14	21.27	13.62	0.023
				8	0	21.27	13.62	0.023
				8	4	21.24	13.59	0.023
				8	7	21.27	13.62	0.023
				15	0	21.21	13.56	0.023

Modulation	Carrier frequency (MHz)	UL Channel	BW	RB Size	RB Offset	Conduct ed power (dBm)	ERP/ EIRP (dBm)	ERP/ EIRP (W)
QPSK	826.5	20425	5	1	0	22.95	15.30	0.034
				1	12	22.89	15.24	0.033
				1	24	22.88	15.23	0.033
				12	0	22.04	14.39	0.027
				12	7	22.08	14.43	0.028
				12	13	21.98	14.33	0.027
	836.5	20525		25	0	21.99	14.34	0.027
				1	0	23.07	15.42	0.035
				1	12	23.11	15.46	0.035
				1	24	23.08	15.43	0.035
				12	0	22.10	14.45	0.028
				12	7	22.14	14.49	0.028
	846.5	20625		12	13	22.15	14.50	0.028
				25	0	22.06	14.41	0.028
				1	0	23.00	15.35	0.034
				1	12	22.96	15.31	0.034
				1	24	23.06	15.41	0.035
				12	0	22.11	14.46	0.028
16QAM	826.5	20425	12	7	22.18	14.53	0.028	
			12	13	22.17	14.52	0.028	
			25	0	22.13	14.48	0.028	
			1	0	22.07	14.42	0.028	
			1	12	21.99	14.34	0.027	
			1	24	21.96	14.31	0.027	
	836.5	20525	12	0	21.04	13.39	0.022	
			12	7	20.99	13.34	0.022	
			12	13	20.99	13.34	0.022	
			25	0	21.13	13.48	0.022	
			1	0	22.09	14.44	0.028	
			1	12	22.16	14.51	0.028	
	846.5	20625	1	24	22.25	14.60	0.029	
			12	0	21.00	13.35	0.022	
			12	7	21.05	13.40	0.022	
			12	13	21.13	13.48	0.022	
			25	0	21.13	13.48	0.022	
			1	0	22.02	14.37	0.027	
			1	12	22.15	14.50	0.028	
			1	24	22.03	14.38	0.027	
			12	0	21.10	13.45	0.022	
			12	7	21.15	13.50	0.022	
			12	13	21.16	13.51	0.022	
			25	0	21.23	13.58	0.023	

Modulation	Carrier frequency (MHz)	UL Channel	BW	RB Size	RB Offset	Conduct ed power (dBm)	ERP/ EIRP (dBm)	ERP/ EIRP (W)
64QAM	826.5	20425	5	1	0	21.12	13.47	0.022
				1	12	21.13	13.48	0.022
				1	24	21.16	13.51	0.022
				12	0	21.13	13.48	0.022
				12	7	21.11	13.46	0.022
				12	13	21.09	13.44	0.022
				25	0	21.06	13.41	0.022
	836.5	20525		1	0	21.09	13.44	0.022
				1	12	21.09	13.44	0.022
				1	24	21.12	13.47	0.022
				12	0	21.09	13.44	0.022
				12	7	21.12	13.47	0.022
				12	13	21.12	13.47	0.022
				25	0	21.10	13.45	0.022
	846.5	20625		1	0	21.15	13.50	0.022
				1	12	21.22	13.57	0.023
				1	24	21.22	13.57	0.023
				12	0	21.22	13.57	0.023
				12	7	21.22	13.57	0.023
				12	13	21.21	13.56	0.023
				25	0	21.20	13.55	0.023

Modulation	Carrier frequency (MHz)	UL Channel	BW	RB Size	RB Offset	Conduct ed power (dBm)	ERP/ EIRP (dBm)	ERP/ EIRP (W)
QPSK	829	20450	10	1	0	22.95	15.30	0.034
				1	25	22.95	15.30	0.034
				1	49	22.81	15.16	0.033
				25	0	22.07	14.42	0.028
				25	12	22.09	14.44	0.028
				25	25	22.06	14.41	0.028
	50	0		22.13	14.48	0.028		
	1	0		23.09	15.44	0.035		
	1	25		23.07	15.42	0.035		
	1	49		22.94	15.29	0.034		
	25	0		22.06	14.41	0.028		
	25	12		22.12	14.47	0.028		
	25	25		22.15	14.50	0.028		
	50	0		22.08	14.43	0.028		
	1	0		23.06	15.41	0.035		
	1	25		22.91	15.26	0.034		
	1	49		23.13	15.48	0.035		
	25	0		22.11	14.46	0.028		
25	12	22.20	14.55	0.029				
25	25	22.14	14.49	0.028				
50	0	22.15	14.50	0.028				
16QAM	829	20450	10	1	0	22.44	14.79	0.030
				1	25	22.58	14.93	0.031
				1	49	22.84	15.19	0.033
				25	0	21.07	13.42	0.022
				25	12	21.11	13.46	0.022
				25	25	21.08	13.43	0.022
	50	0		21.11	13.46	0.022		
	1	0		22.21	14.56	0.029		
	1	25		22.20	14.55	0.029		
	1	49		22.13	14.48	0.028		
	25	0		21.20	13.55	0.023		
	25	12		21.27	13.62	0.023		
	25	25		21.20	13.55	0.023		
	50	0		21.05	13.40	0.022		
	1	0		22.85	15.20	0.033		
	1	25		22.60	14.95	0.031		
	1	49		22.75	15.10	0.032		
	25	0		21.21	13.56	0.023		
25	12	21.28	13.63	0.023				
25	25	21.27	13.62	0.023				
50	0	21.10	13.45	0.022				

Modulation	Carrier frequency (MHz)	UL Channel	BW	RB Size	RB Offset	Conduct ed power (dBm)	ERP/ EIRP (dBm)	ERP/ EIRP (W)
64QAM	829	20450	10	1	0	21.12	13.47	0.022
				1	25	21.08	13.43	0.022
				1	49	21.09	13.44	0.022
				25	0	21.08	13.43	0.022
				25	12	21.12	13.47	0.022
				25	25	21.05	13.40	0.022
	836.5	20525		50	0	21.12	13.47	0.022
				1	0	21.05	13.40	0.022
				1	25	21.13	13.48	0.022
				1	49	21.05	13.40	0.022
				25	0	21.09	13.44	0.022
				25	12	21.13	13.48	0.022
	844	20600		25	25	21.12	13.47	0.022
				50	0	21.13	13.48	0.022
				1	0	21.06	13.41	0.022
				1	25	21.10	13.45	0.022
				1	49	21.19	13.54	0.023
				25	0	21.15	13.50	0.022
			25	12	21.16	13.51	0.022	
			25	25	21.12	13.47	0.022	
			50	0	21.15	13.50	0.022	