

Fig.61

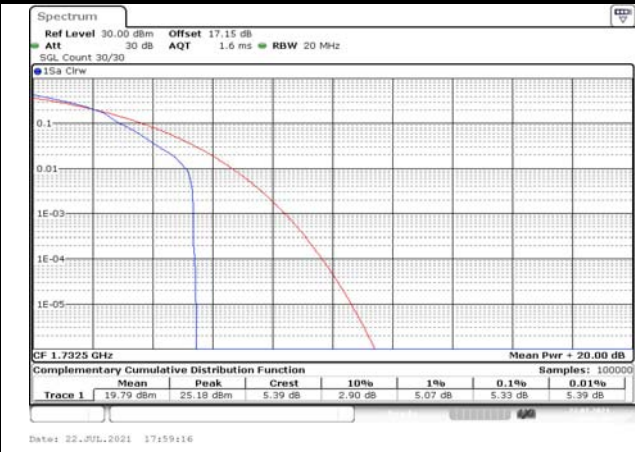


Fig.62

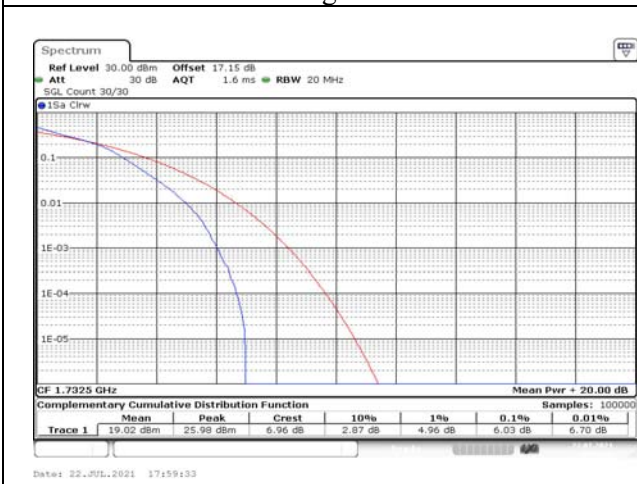


Fig.63

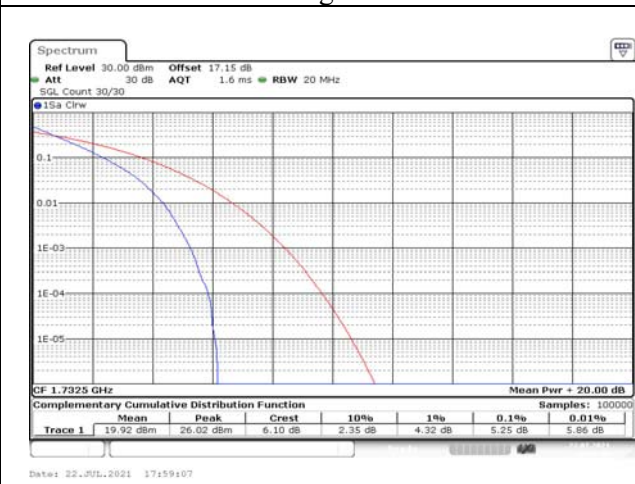


Fig.64

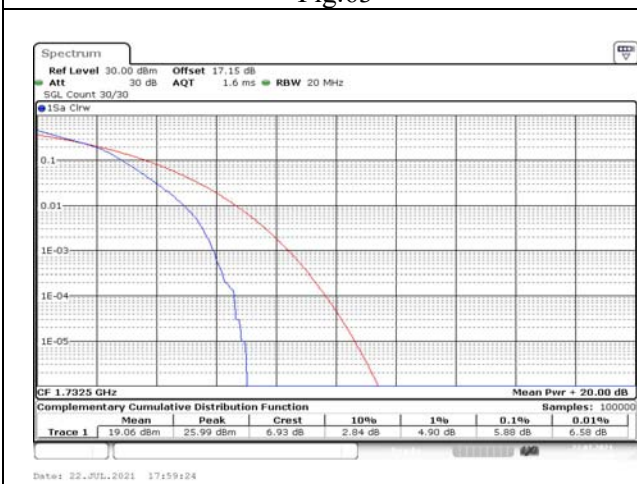


Fig.65

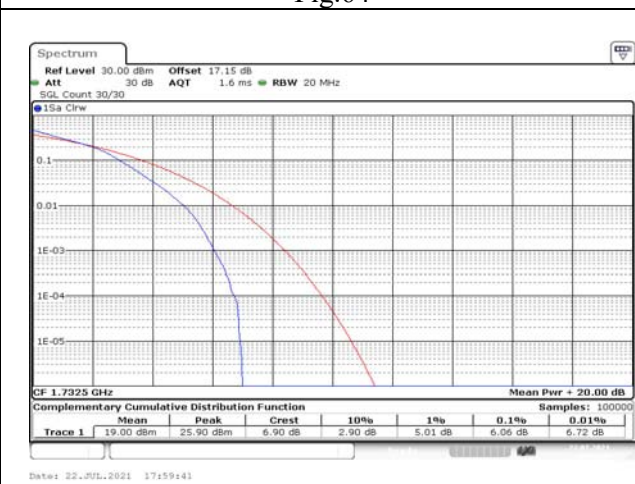


Fig.66

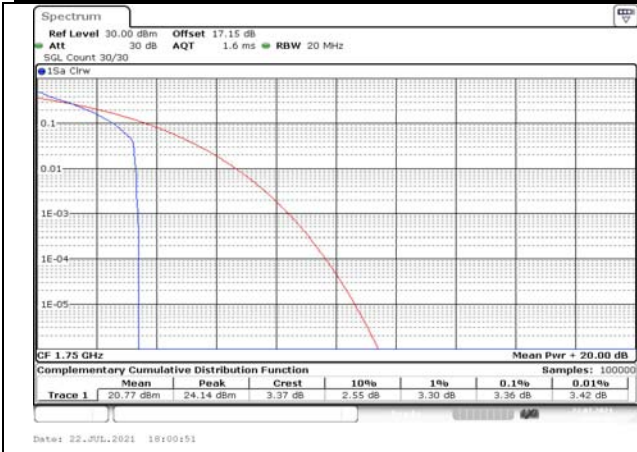


Fig.67



Fig.68

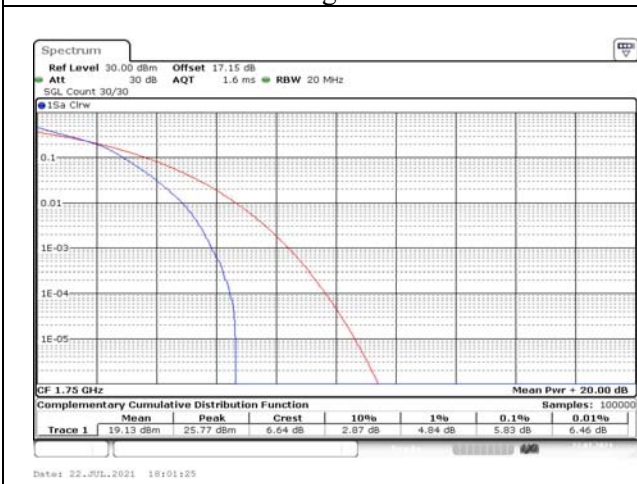


Fig.69

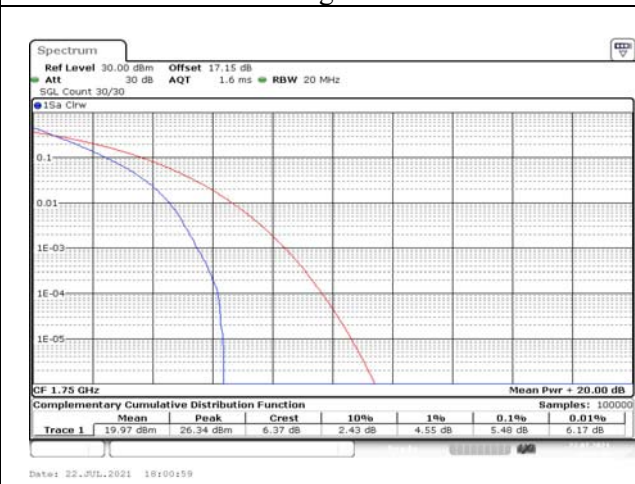


Fig.70

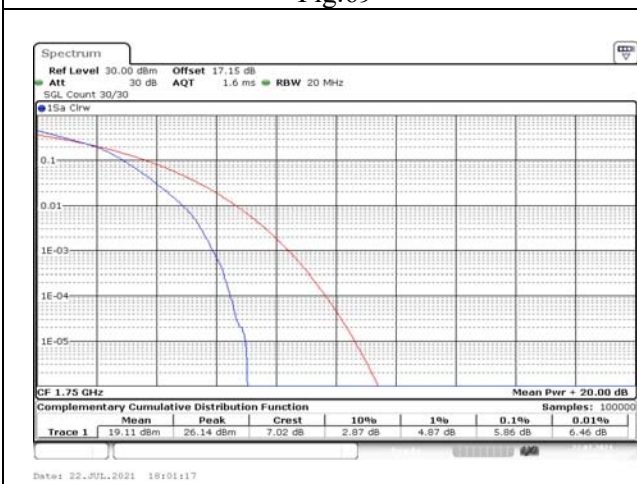


Fig.71

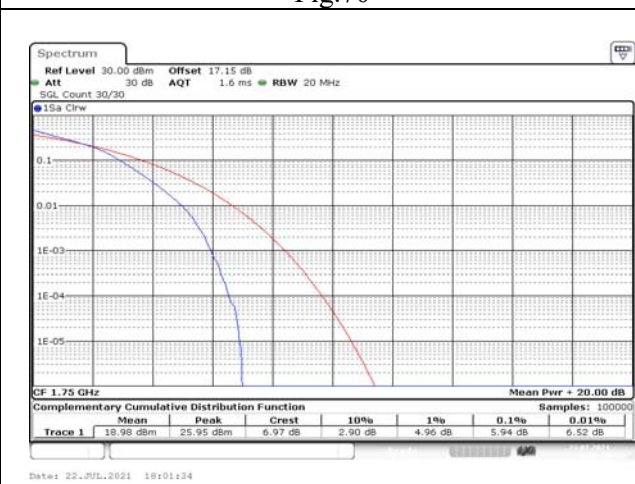


Fig.72



Fig.73

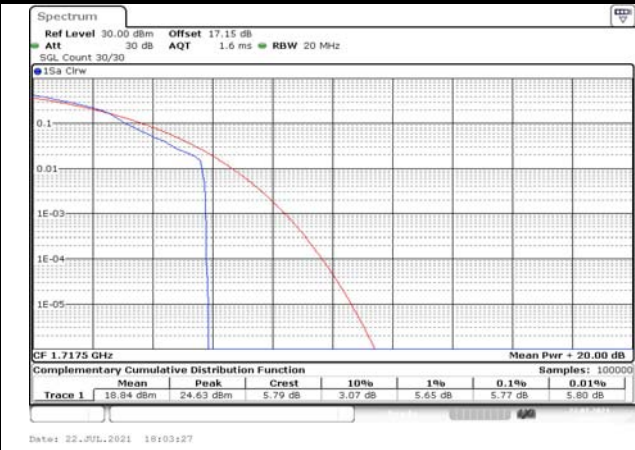


Fig.74

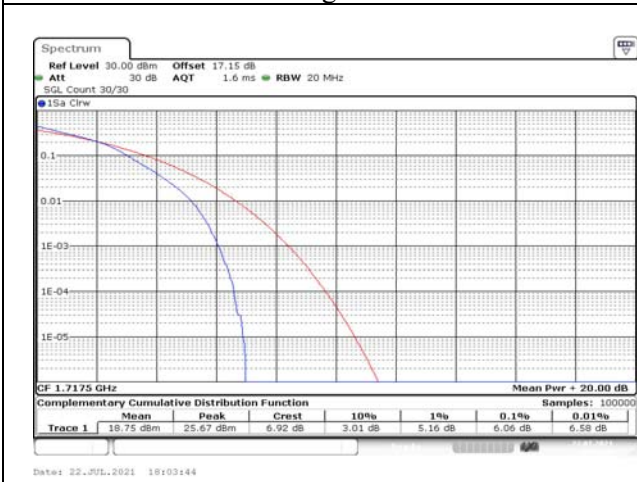


Fig.75

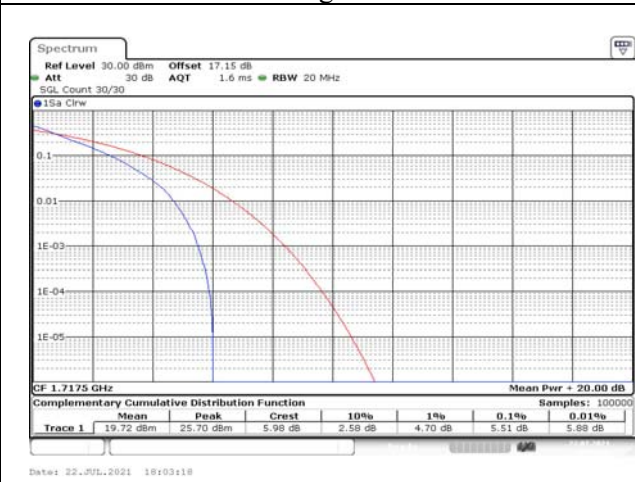


Fig.76

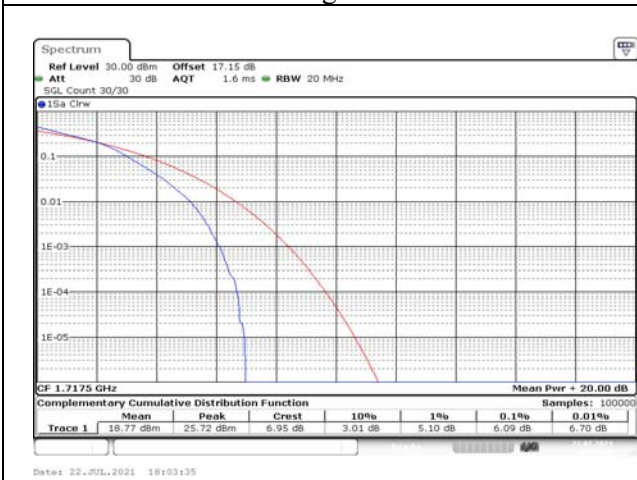


Fig.77

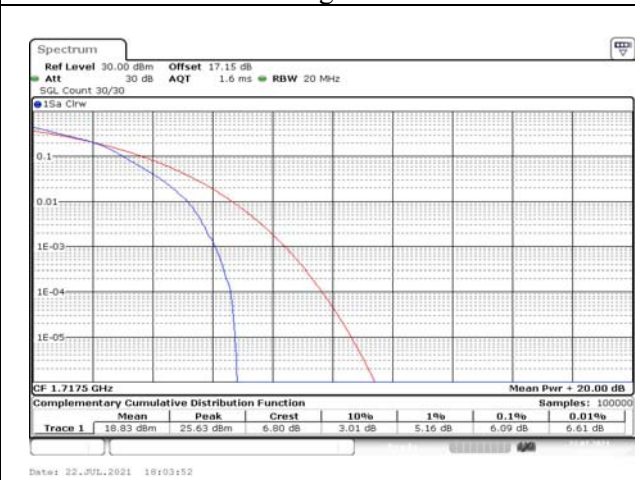


Fig.78



Fig.79



Fig.80

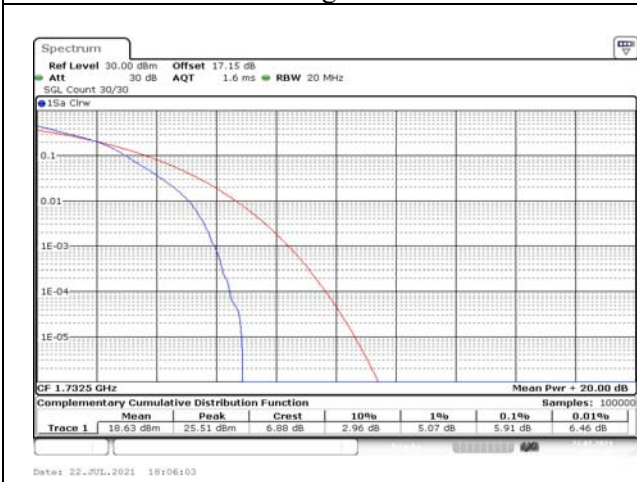


Fig.81

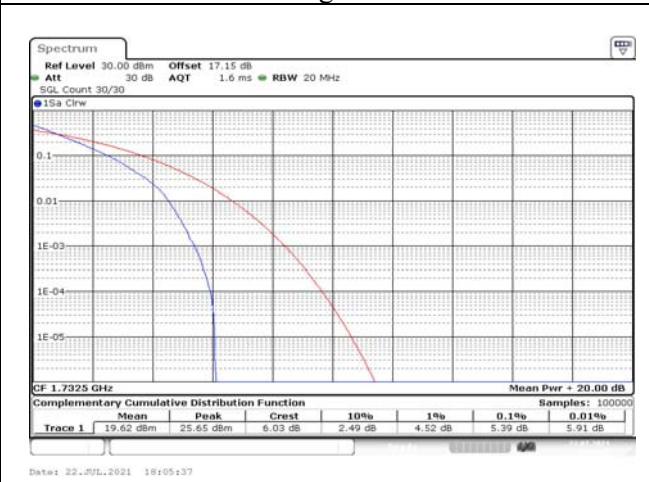


Fig.82

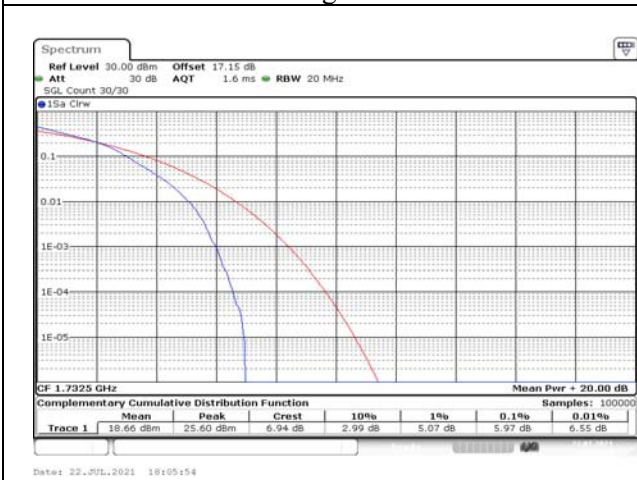


Fig.83

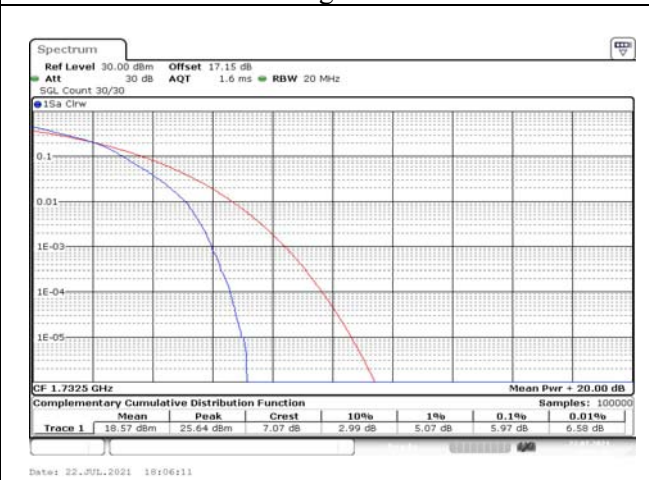


Fig.84

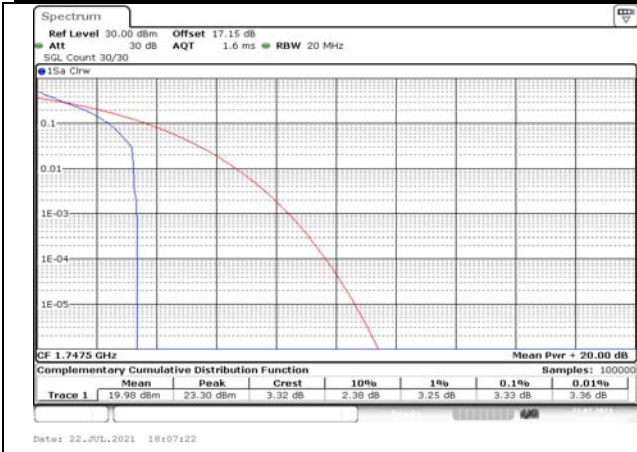


Fig.85



Fig.86

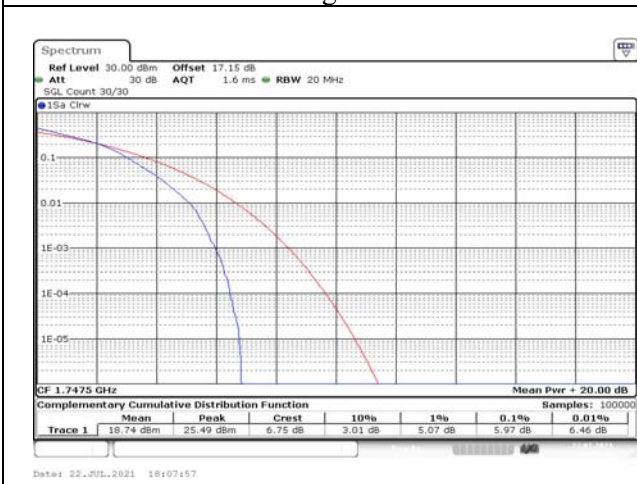


Fig.87

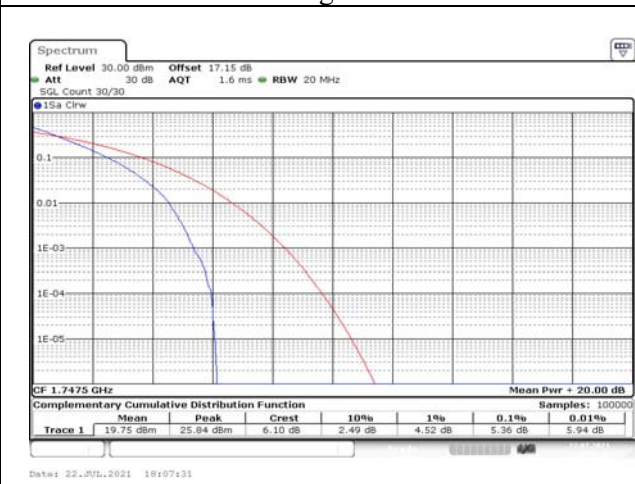


Fig.88

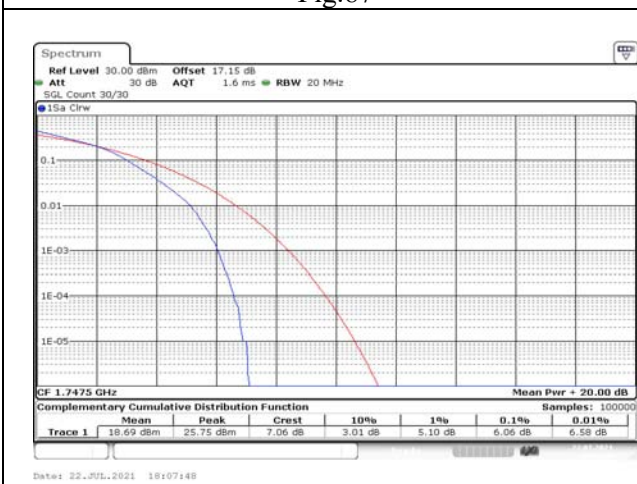


Fig.89



Fig.90



Fig.91

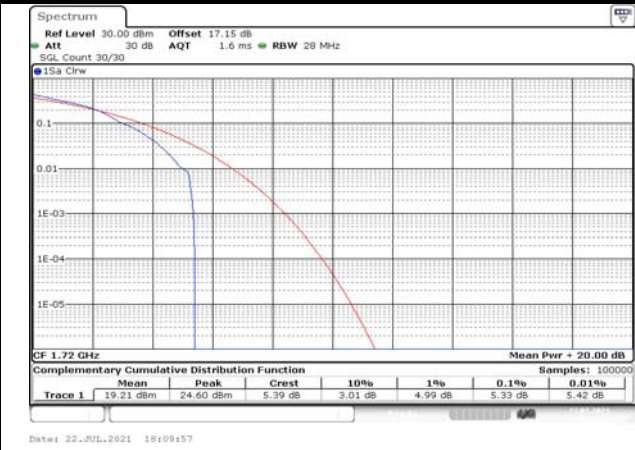


Fig.92

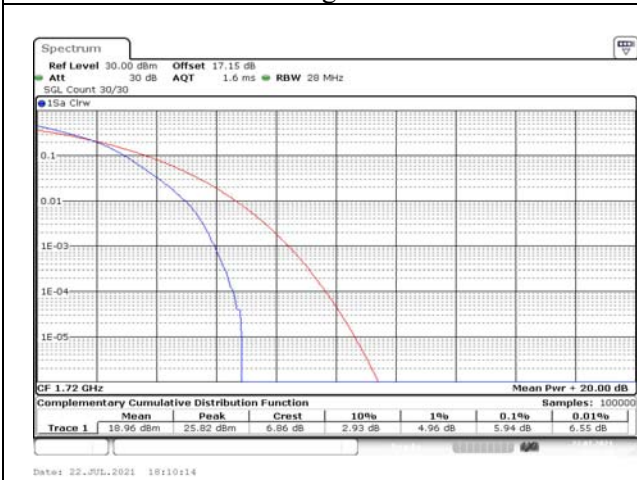


Fig.93

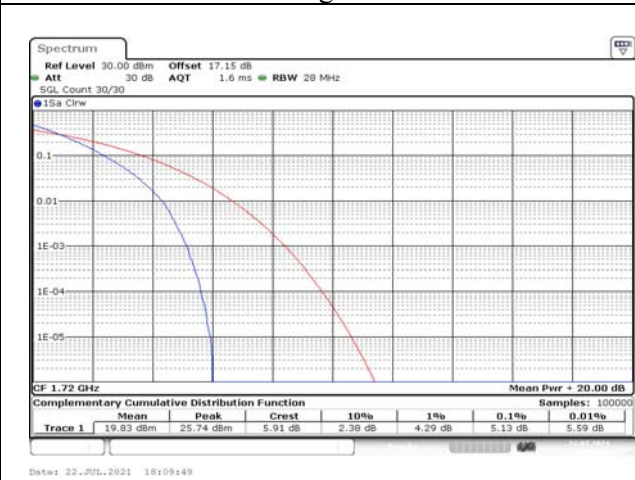


Fig.94

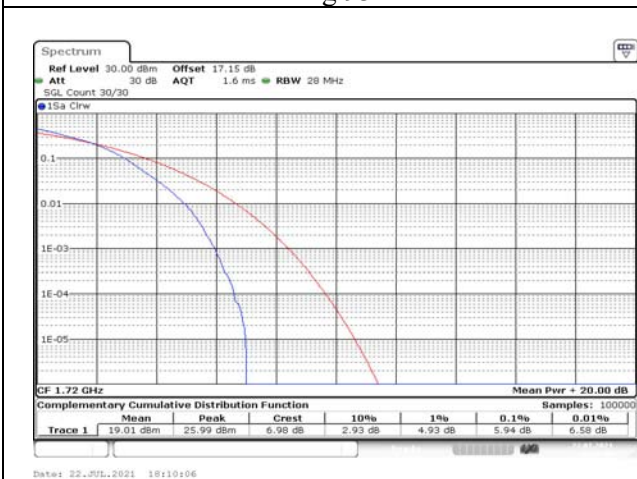


Fig.95

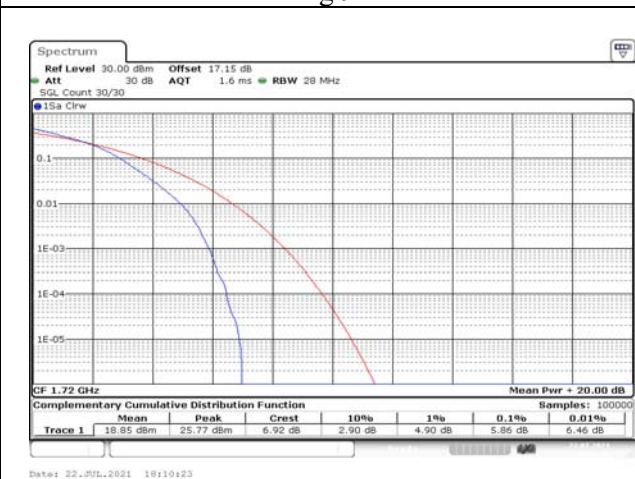


Fig.96

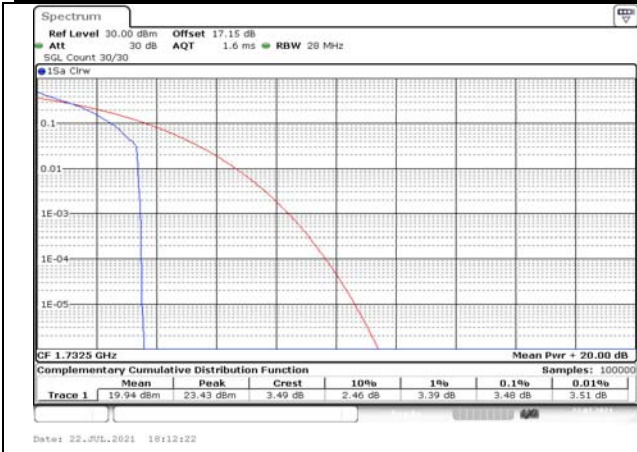


Fig.97

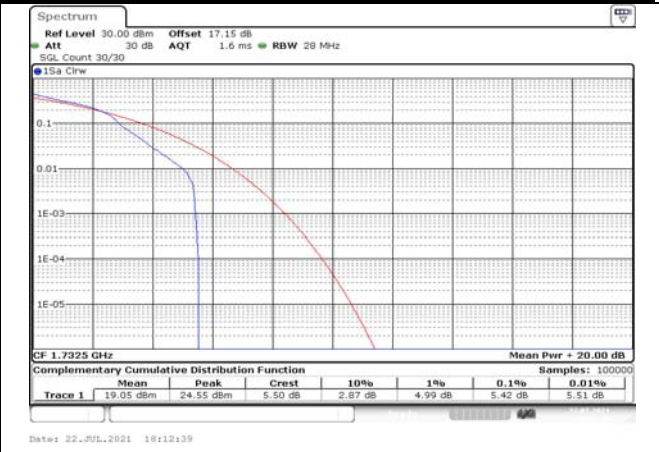


Fig.98

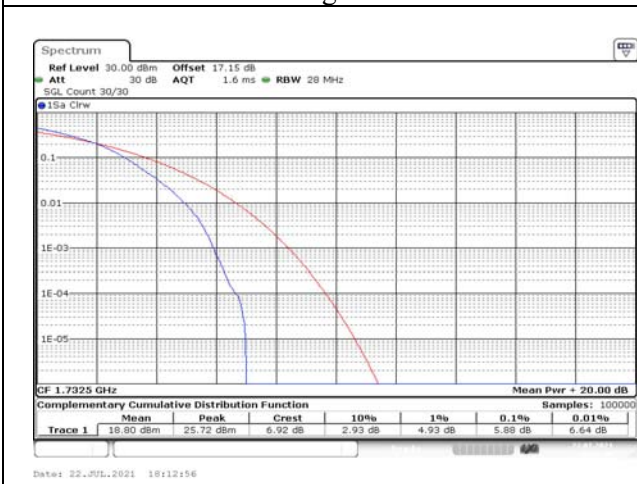


Fig.99

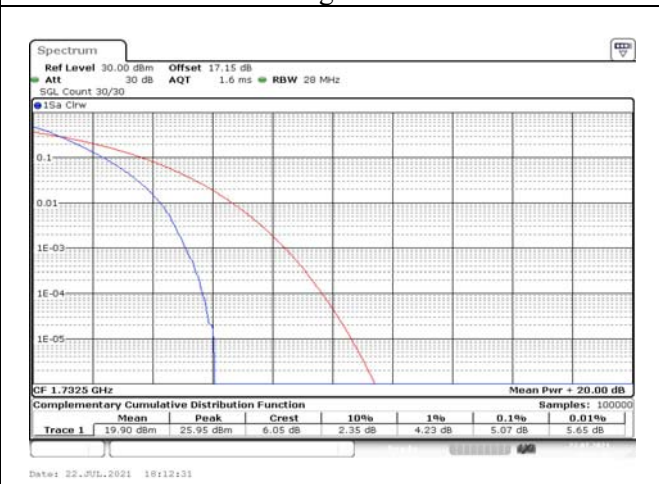


Fig.100

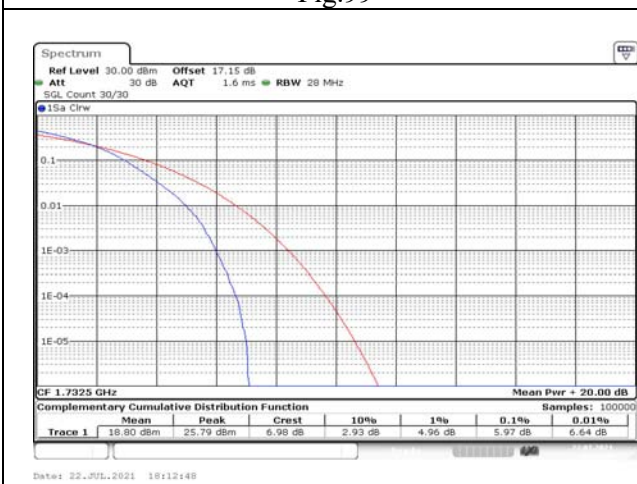


Fig.101

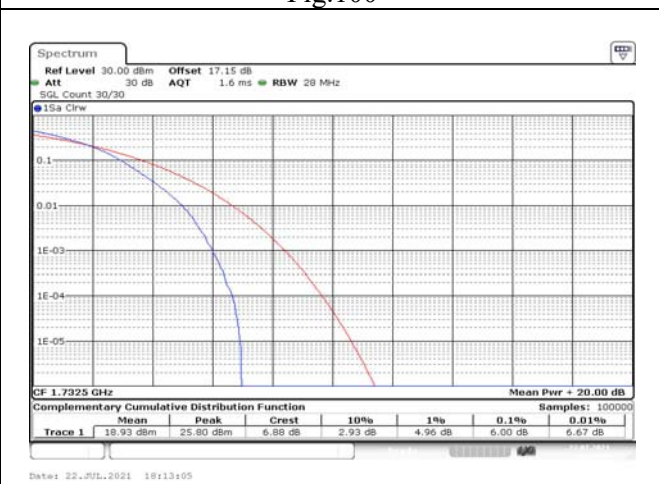


Fig.102



Fig.103



Fig.104

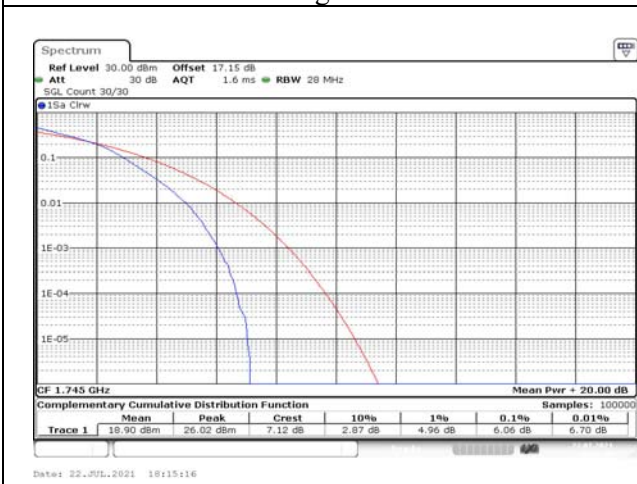


Fig.105

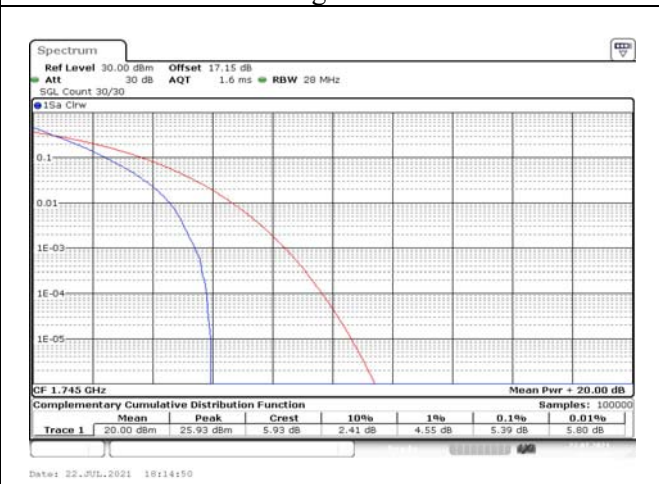


Fig.106

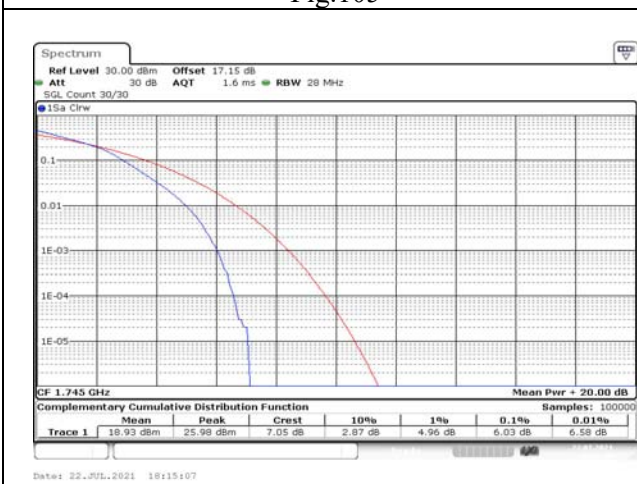


Fig.107



Fig.108



### 5 Spurious Emissions at antenna terminal

Band	Carrier frequency (MHz)	Channel	BW	RB Size	RB Offset	Conducted Spurious Plot
						QPSK
4	1720	20050	20	1	0	Fig.1
	1732.5	20175		1	0	Fig.2
	1745	20300		1	0	Fig.3

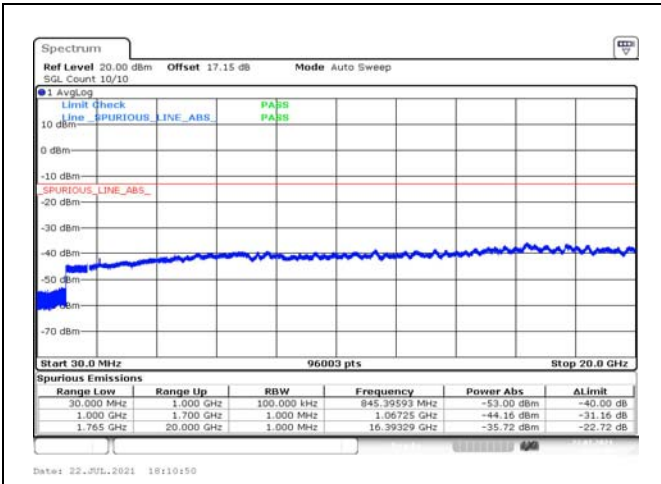


Fig.1

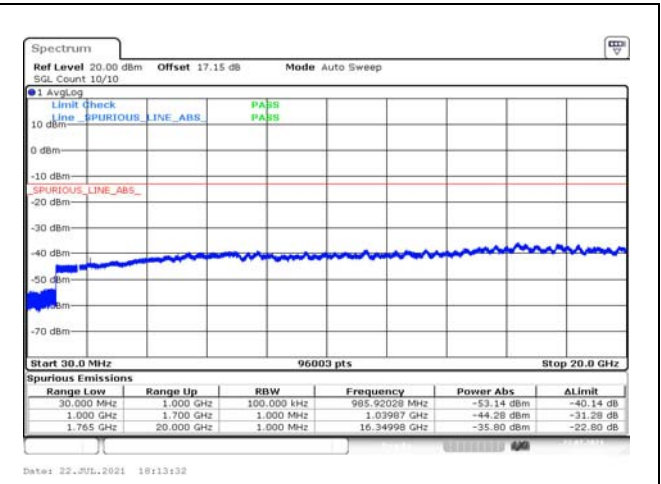


Fig.2

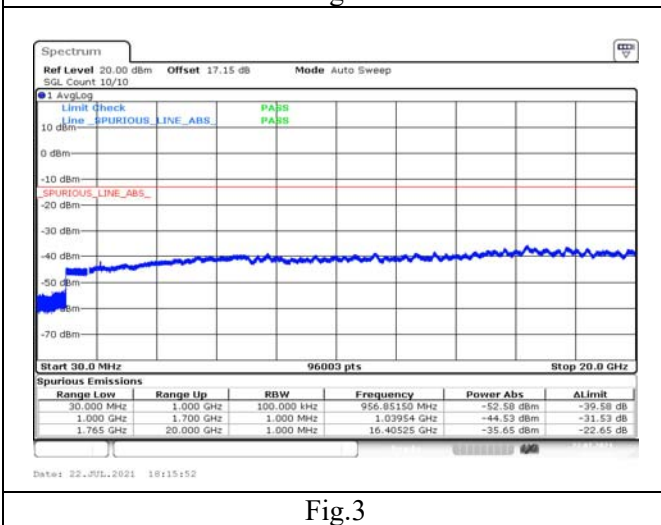


Fig.3

**6 Band Edges Compliance**

Band	Carrier frequency (MHz)	Channel	BW	RB Size	RB Offset	Band Edges Plot
						QPSK
4	1710.7	19957	1.4	1	0	Fig.1
				6	0	Fig.2
	1754.3	20393		1	5	Fig.3
				6	0	Fig.4
	1711.5	19965	3	1	0	Fig.5
				15	0	Fig.6
	1753.5	20385		1	14	Fig.7
				15	0	Fig.8
	1712.5	19975	5	1	0	Fig.9
				25	0	Fig.10
	1752.5	20375		1	24	Fig.11
				25	0	Fig.12
	1715	20000	10	1	0	Fig.13
				50	0	Fig.14
	1750	20350		1	49	Fig.15
				50	0	Fig.16
	1717.5	20025	15	1	0	Fig.17
				75	0	Fig.18
	1747.5	20325		1	74	Fig.19
				75	0	Fig.20
	1720	20050	20	1	0	Fig.21
				100	0	Fig.22
	1745	20300		1	99	Fig.23
				100	0	Fig.24

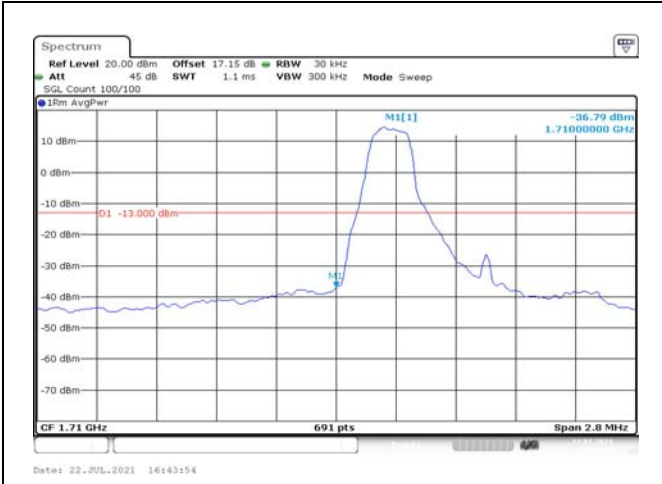


Fig.1

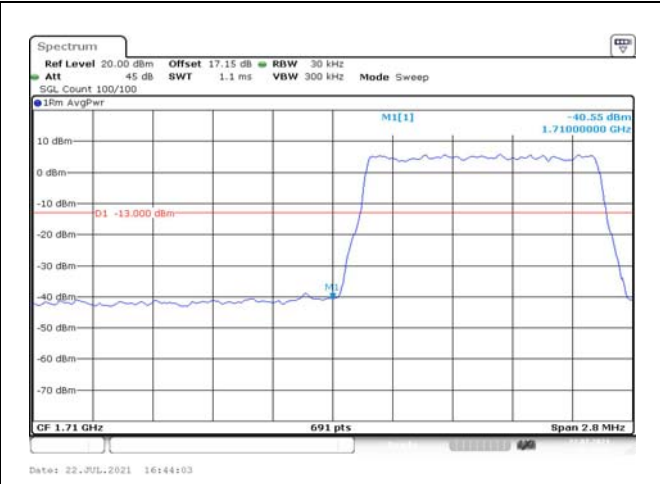


Fig.2



Fig.3

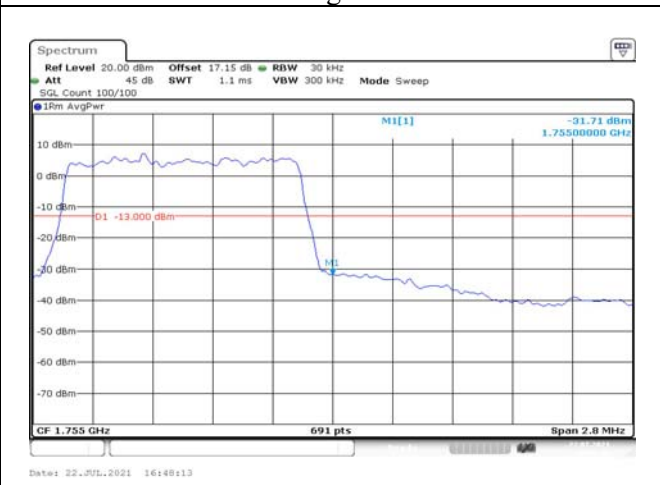


Fig.4

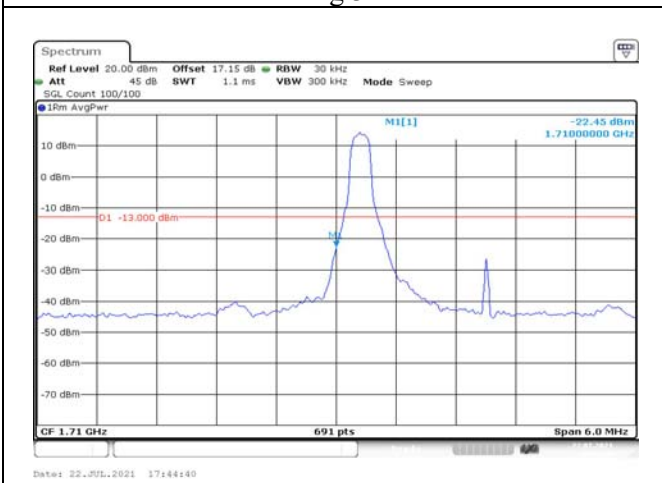


Fig.5

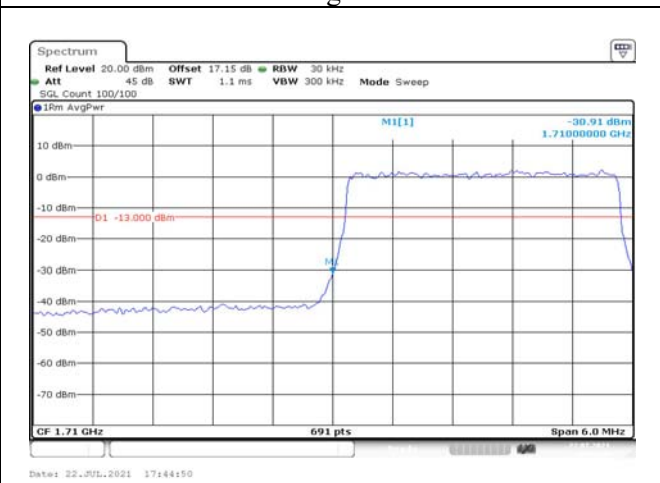


Fig.6

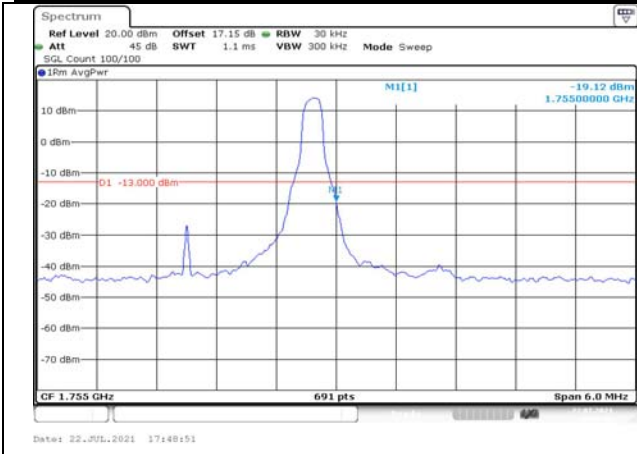


Fig.7



Fig.8

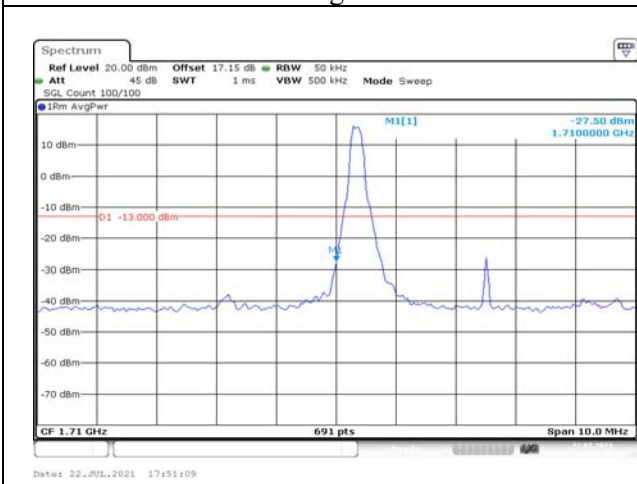


Fig.9

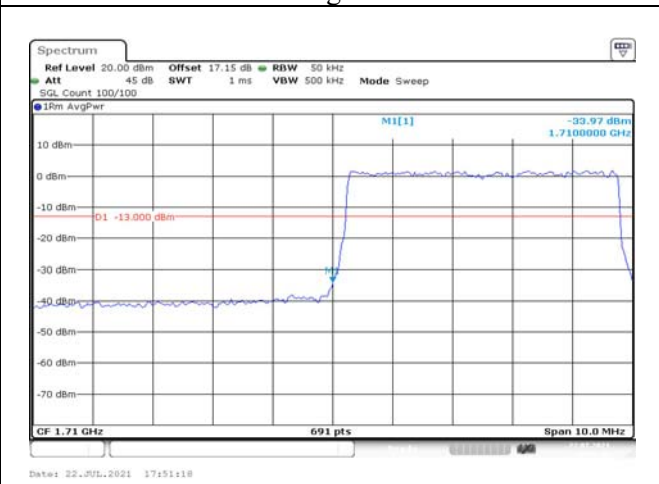


Fig.10

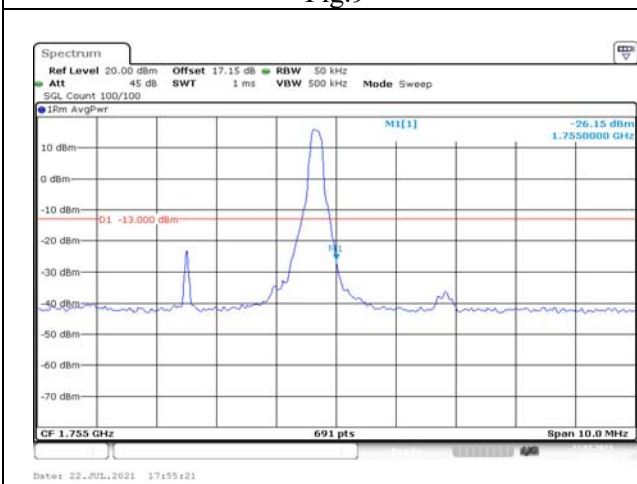


Fig.11

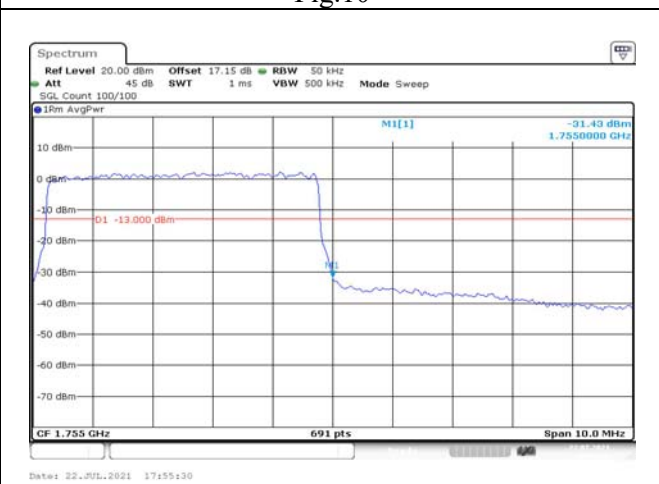


Fig.12

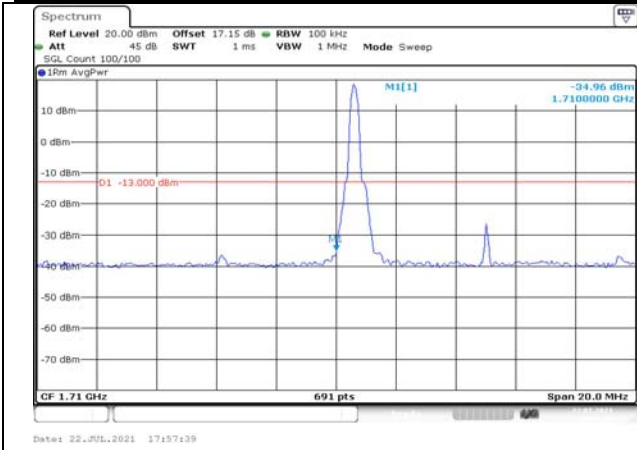


Fig.13



Fig.14

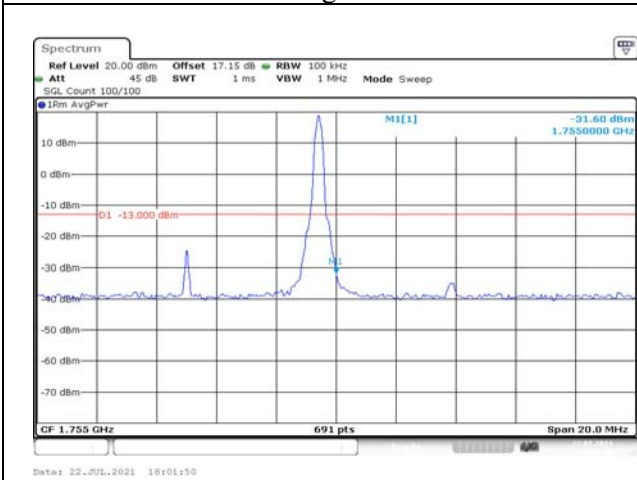


Fig.15

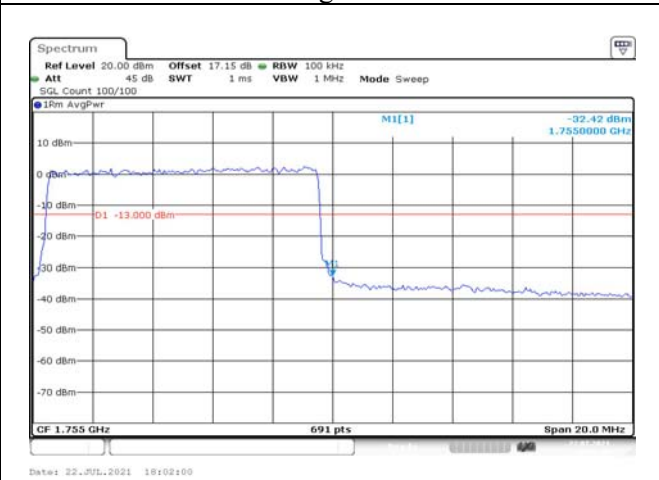


Fig.16

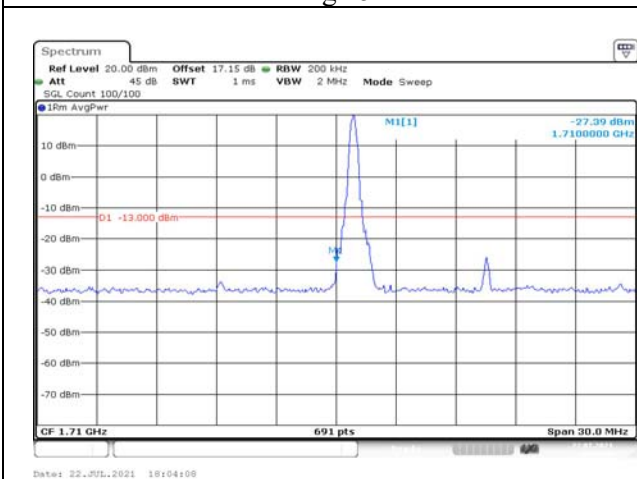


Fig.17

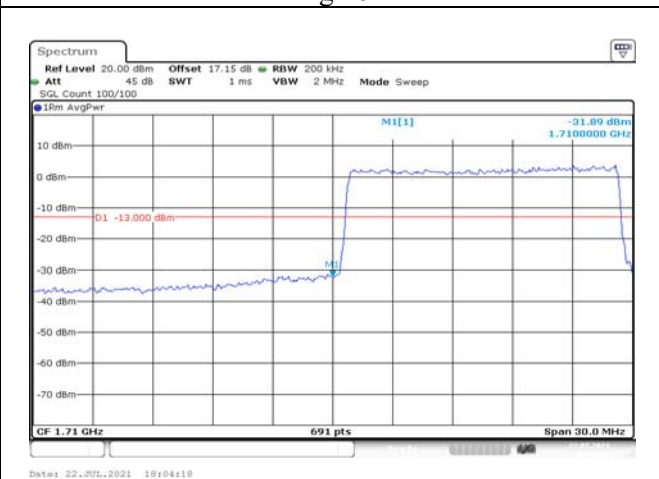


Fig.18

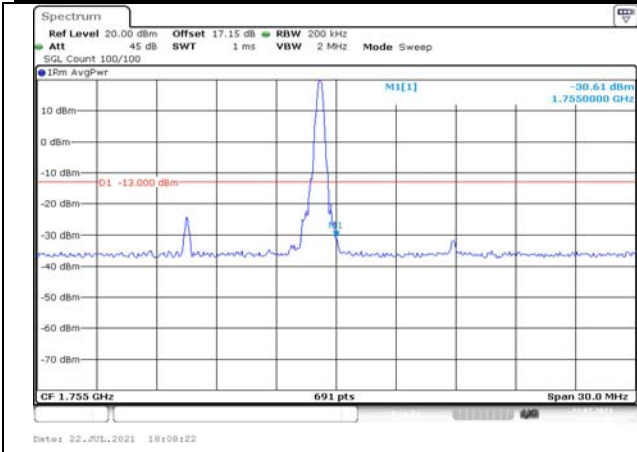


Fig.19

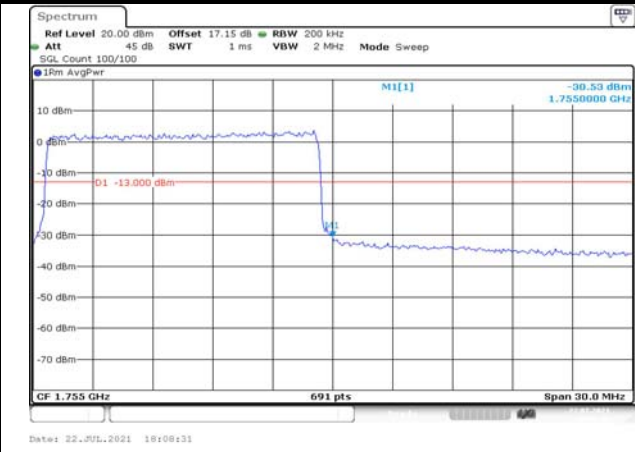


Fig.20

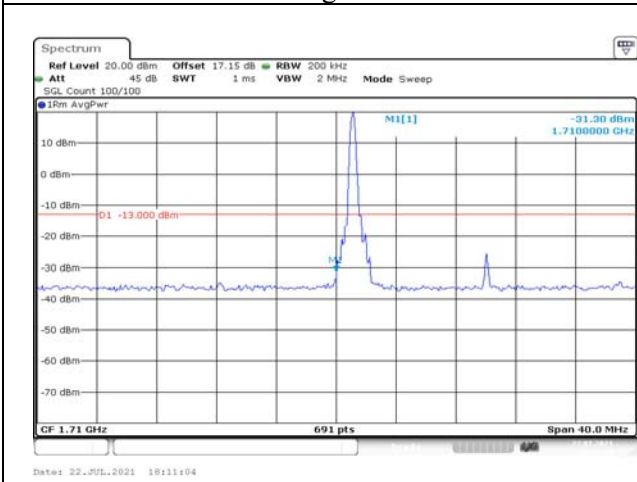


Fig.21

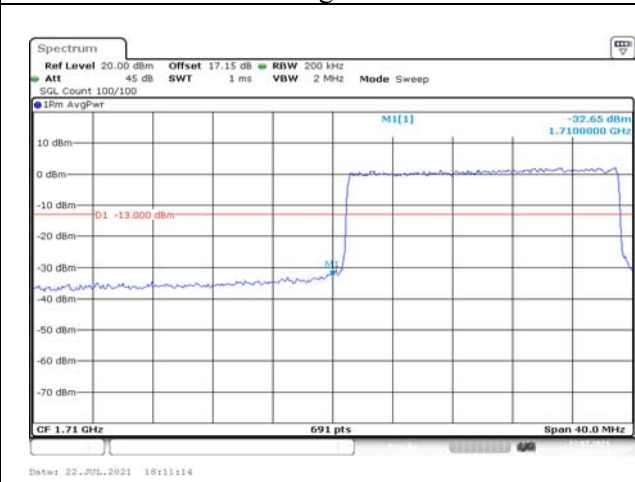


Fig.22

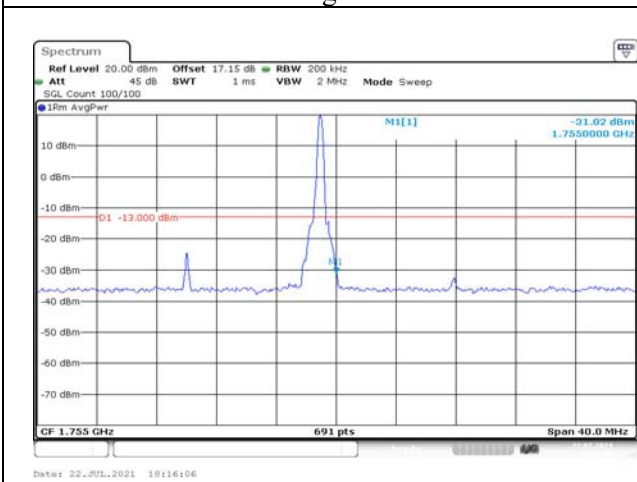


Fig.23

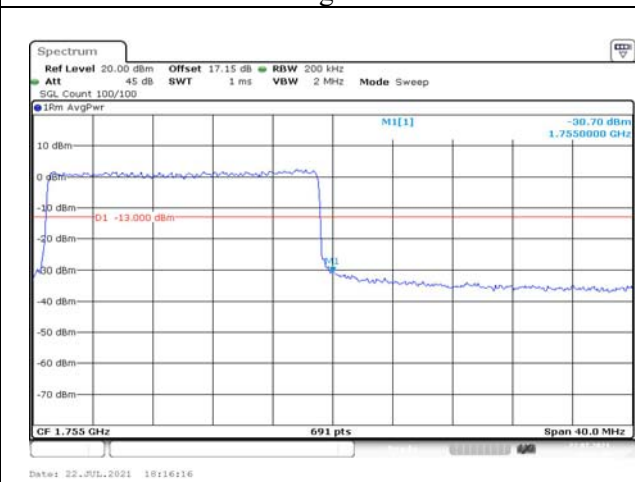


Fig.24

## 7 Frequency Stability

Temperature(°C)	Voltage	Test Result (ppm) Band4 Low Channel QPSK					
		1.4M	3M	5M	10M	15M	20M
-30	NV	-0.004	0.000	0.001	0.001	0.000	0.001
-20	NV	0.010	0.001	0.001	0.001	0.001	0.001
-10	NV	0.011	0.000	0.001	0.001	0.000	0.001
0	NV	0.001	-0.001	0.001	0.001	0.000	0.001
+10	NV	0.006	-0.001	0.000	0.002	0.001	0.000
+20	NV	-0.005	0.001	0.000	0.001	0.002	-0.002
+30	NV	-0.008	0.001	0.002	0.001	0.000	0.000
+40	NV	0.010	0.000	0.001	0.001	0.000	0.001
+50	NV	0.003	0.001	0.000	0.000	0.001	0.001
+20	LV	-0.007	-0.001	-0.001	-0.001	0.000	0.000
+20	HV	0.009	0.001	-0.001	-0.001	0.000	0.000

Temperature(°C)	Voltage	Test Result (ppm) Band4 High Channel QPSK					
		1.4M	3M	5M	10M	15M	20M
-30	NV	-0.009	0.000	0.002	0.001	-0.001	0.001
-20	NV	0.003	0.001	0.001	0.001	0.001	0.002
-10	NV	0.006	-0.001	0.001	0.001	0.001	0.000
0	NV	-0.007	0.000	0.001	0.001	0.001	0.001
+10	NV	-0.001	0.000	0.002	0.001	0.001	0.000
+20	NV	-0.006	0.002	0.000	-0.001	-0.001	0.000
+30	NV	-0.009	0.003	0.000	0.002	0.001	0.001
+40	NV	0.001	0.001	0.000	0.000	0.000	0.003
+50	NV	0.011	0.002	0.001	0.000	0.001	0.000
+20	LV	0.009	0.002	0.002	0.000	0.000	0.000
+20	HV	-0.010	0.001	0.000	-0.001	0.001	0.001

**8 Effective Radiated Power and Effective Isotropic Radiated Power**

Modulation	Carrier frequency (MHz)	UL Channel	BW	RB Size	RB Offset	Conduct ed power (dBm)	ERP/ EIRP (dBm)	ERP/ EIRP (W)
QPSK	1710.7	19957	1.4	1	0	21.95	17.75	0.060
				1	3	21.92	17.72	0.059
				1	5	21.93	17.73	0.059
				3	0	21.98	17.78	0.060
				3	1	21.95	17.75	0.060
				3	3	21.94	17.74	0.059
	6	0		21.05	16.85	0.048		
	1732.5	20175		1	0	21.86	17.66	0.058
				1	3	21.83	17.63	0.058
				1	5	21.82	17.62	0.058
				3	0	21.85	17.65	0.058
				3	1	21.83	17.63	0.058
				3	3	21.83	17.63	0.058
	6	0		20.94	16.74	0.047		
	1754.3	20393		1	0	21.84	17.64	0.058
				1	3	22.03	17.83	0.061
				1	5	22.01	17.81	0.060
				3	0	22.01	17.81	0.060
3			1	21.97	17.77	0.060		
3			3	21.96	17.76	0.060		
6	0	21.08	16.88	0.049				
16QAM	1710.7	19957	1	0	21.13	16.93	0.049	
			1	3	21.09	16.89	0.049	
			1	5	21.14	16.94	0.049	
			3	0	21.24	17.04	0.051	
			3	1	21.25	17.05	0.051	
			3	3	21.23	17.03	0.050	
	6	0	20.07	15.87	0.039			
	1732.5	20175	1	0	21.02	16.82	0.048	
			1	3	21.05	16.85	0.048	
			1	5	21.05	16.85	0.048	
			3	0	20.84	16.64	0.046	
			3	1	20.88	16.68	0.047	
			3	3	20.86	16.66	0.046	
	6	0	19.95	15.75	0.038			
	1754.3	20393	1	0	21.16	16.96	0.050	
			1	3	21.18	16.98	0.050	
			1	5	21.12	16.92	0.049	
			3	0	20.97	16.77	0.048	
3			1	20.96	16.76	0.047		
3			3	21.01	16.81	0.048		



				6	0	20.19	15.99	0.040
Modulation	Carrier frequency (MHz)	UL Channel	BW	RB Size	RB Offset	Conduct ed power (dBm)	ERP/ EIRP (dBm)	ERP/ EIRP (W)
64QAM	1710.7	19957	1.4	1	0	20.07	15.87	0.039
				1	3	20.06	15.86	0.039
				1	5	20.12	15.92	0.039
				3	0	20.09	15.89	0.039
				3	1	20.11	15.91	0.039
				3	3	20.08	15.88	0.039
				6	0	20.10	15.90	0.039
	1732.5	20175		1	0	19.98	15.78	0.038
				1	3	19.98	15.78	0.038
				1	5	19.95	15.75	0.038
				3	0	19.94	15.74	0.037
				3	1	19.95	15.75	0.038
				3	3	19.94	15.74	0.037
				6	0	19.94	15.74	0.037
	1754.3	20393		1	0	20.14	15.94	0.039
				1	3	20.16	15.96	0.039
				1	5	20.10	15.90	0.039
				3	0	20.15	15.95	0.039
				3	1	20.16	15.96	0.039
				3	3	20.13	15.93	0.039
				6	0	20.16	15.96	0.039

Modulation	Carrier frequency (MHz)	UL Channel	BW	RB Size	RB Offset	Conduct ed power (dBm)	ERP/ EIRP (dBm)	ERP/ EIRP (W)
QPSK	1711.5	19965	3	1	0	22.20	18.00	0.063
				1	8	22.11	17.91	0.062
				1	14	22.12	17.92	0.062
				8	0	21.23	17.03	0.050
				8	4	21.31	17.11	0.051
				8	7	21.26	17.06	0.051
	15	0		21.21	17.01	0.050		
	1	0		21.99	17.79	0.060		
	1	8		22.02	17.82	0.061		
	1	14		22.01	17.81	0.060		
	8	0		21.03	16.83	0.048		
	8	4		21.12	16.92	0.049		
	8	7		21.07	16.87	0.049		
	15	0		21.07	16.87	0.049		
	1	0		22.19	17.99	0.063		
	1	8		22.18	17.98	0.063		
	1	14		22.18	17.98	0.063		
	8	0		21.34	17.14	0.052		
8	4	21.29	17.09	0.051				
8	7	21.28	17.08	0.051				
15	0	21.28	17.08	0.051				
16QAM	1711.5	19965	1	0	21.84	17.64	0.058	
			1	8	21.86	17.66	0.058	
			1	14	21.76	17.56	0.057	
			8	0	20.47	16.27	0.042	
			8	4	20.39	16.19	0.042	
			8	7	20.39	16.19	0.042	
	15	0	20.34	16.14	0.041			
	1	0	21.18	16.98	0.050			
	1	8	21.23	17.03	0.050			
	1	14	21.16	16.96	0.050			
	8	0	20.03	15.83	0.038			
	8	4	20.07	15.87	0.039			
	8	7	20.07	15.87	0.039			
	15	0	19.98	15.78	0.038			
	1	0	21.38	17.18	0.052			
	1	8	21.40	17.20	0.052			
	1	14	21.40	17.20	0.052			
	8	0	20.34	16.14	0.041			
8	4	20.30	16.10	0.041				
8	7	20.29	16.09	0.041				
15	0	20.38	16.18	0.041				

Modulation	Carrier frequency (MHz)	UL Channel	BW	RB Size	RB Offset	Conduct ed power (dBm)	ERP/ EIRP (dBm)	ERP/ EIRP (W)
64QAM	1711.5	19965	3	1	0	20.34	16.14	0.041
				1	8	20.35	16.15	0.041
				1	14	20.35	16.15	0.041
				8	0	20.30	16.10	0.041
				8	4	20.34	16.14	0.041
				8	7	20.34	16.14	0.041
				15	0	20.34	16.14	0.041
	1732.5	20175		1	0	19.99	15.79	0.038
				1	8	19.99	15.79	0.038
				1	14	20.08	15.88	0.039
				8	0	20.02	15.82	0.038
				8	4	19.98	15.78	0.038
				8	7	19.99	15.79	0.038
				15	0	19.99	15.79	0.038
	1753.5	20385		1	0	20.35	16.15	0.041
				1	8	20.34	16.14	0.041
				1	14	20.35	16.15	0.041
				8	0	20.34	16.14	0.041
				8	4	20.38	16.18	0.041
				8	7	20.41	16.21	0.042
				15	0	20.35	16.15	0.041

Modulation	Carrier frequency (MHz)	UL Channel	BW	RB Size	RB Offset	Conduct ed power (dBm)	ERP/ EIRP (dBm)	ERP/ EIRP (W)
QPSK	1712.5	19975	5	1	0	22.26	18.06	0.064
				1	12	22.09	17.89	0.062
				1	24	22.16	17.96	0.063
				12	0	21.31	17.11	0.051
				12	7	21.20	17.00	0.050
				12	13	21.20	17.00	0.050
	25	0		21.23	17.03	0.050		
	1	0		21.95	17.75	0.060		
	1	12		21.97	17.77	0.060		
	1	24		22.06	17.86	0.061		
	12	0		21.04	16.84	0.048		
	12	7		21.09	16.89	0.049		
	12	13		21.09	16.89	0.049		
	25	0		21.08	16.88	0.049		
	1	0		22.20	18.00	0.063		
	1	12		22.20	18.00	0.063		
	1	24		22.20	18.00	0.063		
	12	0		21.29	17.09	0.051		
12	7	21.28	17.08	0.051				
12	13	21.29	17.09	0.051				
25	0	21.28	17.08	0.051				
16QAM	1712.5	19975	1	0	21.23	17.03	0.050	
			1	12	21.30	17.10	0.051	
			1	24	21.18	16.98	0.050	
			12	0	20.24	16.04	0.040	
			12	7	20.27	16.07	0.040	
			12	13	20.26	16.06	0.040	
	25	0	20.28	16.08	0.041			
	1	0	21.01	16.81	0.048			
	1	12	21.03	16.83	0.048			
	1	24	21.14	16.94	0.049			
	12	0	20.05	15.85	0.038			
	12	7	20.09	15.89	0.039			
	12	13	20.18	15.98	0.040			
	25	0	20.11	15.91	0.039			
	1	0	21.55	17.35	0.054			
	1	12	21.60	17.40	0.055			
	1	24	21.61	17.41	0.055			
	12	0	20.38	16.18	0.041			
12	7	20.34	16.14	0.041				
12	13	20.34	16.14	0.041				
25	0	20.36	16.16	0.041				

Modulation	Carrier frequency (MHz)	UL Channel	BW	RB Size	RB Offset	Conduct ed power (dBm)	ERP/ EIRP (dBm)	ERP/ EIRP (W)
64QAM	1712.5	19975	5	1	0	20.29	16.09	0.041
				1	12	20.28	16.08	0.041
				1	24	20.39	16.19	0.042
				12	0	20.34	16.14	0.041
				12	7	20.34	16.14	0.041
				12	13	20.27	16.07	0.040
				25	0	20.34	16.14	0.041
	1732.5	20175		1	0	20.16	15.96	0.039
				1	12	20.14	15.94	0.039
				1	24	20.11	15.91	0.039
				12	0	20.11	15.91	0.039
				12	7	20.17	15.97	0.040
				12	13	20.13	15.93	0.039
				25	0	20.14	15.94	0.039
	1752.5	20375		1	0	20.31	16.11	0.041
				1	12	20.33	16.13	0.041
				1	24	20.31	16.11	0.041
				12	0	20.32	16.12	0.041
				12	7	20.33	16.13	0.041
				12	13	20.29	16.09	0.041
				25	0	20.31	16.11	0.041

Modulation	Carrier frequency (MHz)	UL Channel	BW	RB Size	RB Offset	Conduct ed power (dBm)	ERP/ EIRP (dBm)	ERP/ EIRP (W)
QPSK	1715	20000	10	1	0	22.21	18.01	0.063
				1	25	22.02	17.82	0.061
				1	49	22.18	17.98	0.063
				25	0	21.29	17.09	0.051
				25	12	21.27	17.07	0.051
				25	25	21.24	17.04	0.051
	50	0		21.23	17.03	0.050		
	1732.5	20175		1	0	22.04	17.84	0.061
				1	25	22.03	17.83	0.061
				1	49	22.06	17.86	0.061
				25	0	21.08	16.88	0.049
				25	12	21.19	16.99	0.050
				25	25	21.13	16.93	0.049
	1750	20350		50	0	21.14	16.94	0.049
				1	0	22.06	17.86	0.061
				1	25	22.13	17.93	0.062
				1	49	22.19	17.99	0.063
				25	0	21.17	16.97	0.050
25			12	21.26	17.06	0.051		
16QAM	1715	20000	25	25	21.31	17.11	0.051	
			50	0	21.20	17.00	0.050	
			1	0	21.80	17.60	0.058	
			1	25	21.63	17.43	0.055	
			1	49	21.66	17.46	0.056	
			25	0	20.37	16.17	0.041	
	1732.5	20175	25	12	20.22	16.02	0.040	
			25	25	20.28	16.08	0.041	
			50	0	20.27	16.07	0.040	
			1	0	21.29	17.09	0.051	
			1	25	21.21	17.01	0.050	
			1	49	21.22	17.02	0.050	
	1750	20350	25	0	20.11	15.91	0.039	
			25	12	20.14	15.94	0.039	
			25	25	20.16	15.96	0.039	
			50	0	20.11	15.91	0.039	
			1	0	21.21	17.01	0.050	
			1	25	21.32	17.12	0.052	
			1	49	21.29	17.09	0.051	
			25	0	20.27	16.07	0.040	
			25	12	20.45	16.25	0.042	
			25	25	20.43	16.23	0.042	
			50	0	20.28	16.08	0.041	

Modulation	Carrier frequency (MHz)	UL Channel	BW	RB Size	RB Offset	Conduct ed power (dBm)	ERP/ EIRP (dBm)	ERP/ EIRP (W)
64QAM	1715	20000	10	1	0	20.29	16.09	0.041
				1	25	20.27	16.07	0.040
				1	49	20.23	16.03	0.040
				25	0	20.26	16.06	0.040
				25	12	20.34	16.14	0.041
				25	25	20.36	16.16	0.041
	1732.5	20175		50	0	20.30	16.10	0.041
				1	0	20.04	15.84	0.038
				1	25	20.02	15.82	0.038
				1	49	20.08	15.88	0.039
				25	0	20.00	15.80	0.038
				25	12	20.08	15.88	0.039
	1750	20350		25	25	20.11	15.91	0.039
				50	0	20.11	15.91	0.039
				1	0	20.26	16.06	0.040
				1	25	20.24	16.04	0.040
				1	49	20.30	16.10	0.041
				25	0	20.20	16.00	0.040
				25	12	20.27	16.07	0.040
				25	25	20.22	16.02	0.040
				50	0	20.27	16.07	0.040

Modulation	Carrier frequency (MHz)	UL Channel	BW	RB Size	RB Offset	Conduct ed power (dBm)	ERP/ EIRP (dBm)	ERP/ EIRP (W)
QPSK	1717.5	20025	15	1	0	22.10	17.90	0.062
				1	37	21.99	17.79	0.060
				1	74	22.02	17.82	0.061
				36	0	21.23	17.03	0.050
				36	29	21.12	16.92	0.049
				36	30	21.06	16.86	0.049
	75	0		21.03	16.83	0.048		
	1	0		22.01	17.81	0.060		
	1	37		21.95	17.75	0.060		
	1	74		21.95	17.75	0.060		
	36	0		20.97	16.77	0.048		
	36	29		21.07	16.87	0.049		
	36	30		21.07	16.87	0.049		
	75	0		20.98	16.78	0.048		
	1	0		22.02	17.82	0.061		
	1	37		22.11	17.91	0.062		
	1	74		22.16	17.96	0.063		
	1717.5	20325		1	0	21.05	16.85	0.048
36	29	21.19	16.99	0.050				
36	30	21.14	16.94	0.049				
75	0	21.05	16.85	0.048				
16QAM	1717.5	20025	1	0	21.84	17.64	0.058	
			1	37	21.68	17.48	0.056	
			1	74	21.55	17.35	0.054	
			36	0	20.27	16.07	0.040	
			36	29	20.08	15.88	0.039	
			36	30	20.14	15.94	0.039	
	75	0	20.10	15.90	0.039			
	1	0	21.23	17.03	0.050			
	1	37	21.21	17.01	0.050			
	1	74	21.12	16.92	0.049			
	36	0	20.02	15.82	0.038			
	36	29	20.06	15.86	0.039			
	36	30	20.04	15.84	0.038			
	75	0	19.99	15.79	0.038			
	1	0	21.54	17.34	0.054			
	1	37	21.70	17.50	0.056			
	1	74	21.49	17.29	0.054			
	1717.5	20325	36	0	20.09	15.89	0.039	
36	29	20.16	15.96	0.039				
36	30	20.21	16.01	0.040				
75	0	20.07	15.87	0.039				



Modulation	Carrier frequency (MHz)	UL Channel	BW	RB Size	RB Offset	Conduct ed power (dBm)	ERP/ EIRP (dBm)	ERP/ EIRP (W)
64QAM	1717.5	20025	15	1	0	20.06	15.86	0.039
				1	37	20.12	15.92	0.039
				1	74	20.13	15.93	0.039
				36	0	20.12	15.92	0.039
				36	29	20.13	15.93	0.039
				36	30	20.02	15.82	0.038
				75	0	20.12	15.92	0.039
	1732.5	20175		1	0	20.02	15.82	0.038
				1	37	19.97	15.77	0.038
				1	74	20.05	15.85	0.038
				36	0	20.00	15.80	0.038
				36	29	20.01	15.81	0.038
				36	30	20.06	15.86	0.039
				75	0	19.90	15.70	0.037
	1747.5	20325		1	0	20.02	15.82	0.038
				1	37	20.01	15.81	0.038
				1	74	20.13	15.93	0.039
				36	0	20.09	15.89	0.039
				36	29	20.01	15.81	0.038
				36	30	20.02	15.82	0.038
				75	0	20.10	15.90	0.039

Modulation	Carrier frequency (MHz)	UL Channel	BW	RB Size	RB Offset	Conduct ed power (dBm)	ERP/ EIRP (dBm)	ERP/ EIRP (W)
QPSK	1720	20050	20	1	0	22.09	17.89	0.062
				1	49	21.90	17.70	0.059
				1	99	21.98	17.78	0.060
				50	0	21.06	16.86	0.049
				50	24	21.06	16.86	0.049
				50	50	21.14	16.94	0.049
	100	0		21.09	16.89	0.049		
	1732.5	20175		1	0	22.00	17.80	0.060
				1	49	22.15	17.95	0.062
				1	99	21.99	17.79	0.060
				50	0	21.01	16.81	0.048
				50	24	21.06	16.86	0.049
				50	50	21.06	16.86	0.049
	1745	20300		100	0	20.96	16.76	0.047
				1	0	21.94	17.74	0.059
				1	49	22.02	17.82	0.061
				1	99	22.09	17.89	0.062
				50	0	21.03	16.83	0.048
50			24	21.18	16.98	0.050		
16QAM	1720	20050	50	50	21.22	17.02	0.050	
			100	0	21.19	16.99	0.050	
			1	0	21.37	17.17	0.052	
			1	49	21.35	17.15	0.052	
			1	99	21.19	16.99	0.050	
			50	0	20.04	15.84	0.038	
	1732.5	20175	50	24	19.95	15.75	0.038	
			50	50	20.04	15.84	0.038	
			100	0	20.12	15.92	0.039	
			1	0	21.31	17.11	0.051	
			1	49	21.30	17.10	0.051	
			1	99	21.30	17.10	0.051	
	1745	20300	50	0	20.03	15.83	0.038	
			50	24	20.03	15.83	0.038	
			50	50	20.06	15.86	0.039	
			100	0	20.02	15.82	0.038	
			1	0	21.67	17.47	0.056	
			1	49	21.74	17.54	0.057	
			1	99	21.71	17.51	0.056	
			50	0	20.04	15.84	0.038	
			50	24	20.14	15.94	0.039	
			50	50	20.16	15.96	0.039	
			100	0	20.08	15.88	0.039	

Modulation	Carrier frequency (MHz)	UL Channel	BW	RB Size	RB Offset	Conduct ed power (dBm)	ERP/ EIRP (dBm)	ERP/ EIRP (W)
64QAM	1720	20050	20	1	0	20.08	15.88	0.039
				1	49	20.11	15.91	0.039
				1	99	20.11	15.91	0.039
				50	0	20.12	15.92	0.039
				50	24	20.11	15.91	0.039
				50	50	20.12	15.92	0.039
				100	0	20.14	15.94	0.039
	1732.5	20175		1	0	20.04	15.84	0.038
				1	49	20.00	15.80	0.038
				1	99	20.00	15.80	0.038
				50	0	19.96	15.76	0.038
				50	24	20.00	15.80	0.038
				50	50	20.00	15.80	0.038
				100	0	20.03	15.83	0.038
	1745	20300		1	0	20.08	15.88	0.039
				1	49	20.14	15.94	0.039
				1	99	20.13	15.93	0.039
				50	0	20.09	15.89	0.039
				50	24	20.08	15.88	0.039
				50	50	20.19	15.99	0.040
				100	0	20.18	15.98	0.040