

APPENDIX A – TEST DATA OF CONDUCTED EMISSION

LTE Band 5

1 RF Power Output

Modulation	Carrier frequency (MHz)	UL Channel	BW	RB Size	RB Offset	Conducted power (dBm)
QPSK	824.7	20407	1.4	1	0	23.66
				1	3	23.87
				1	5	23.73
				3	0	22.77
				3	1	22.79
				3	3	22.82
	6	0		21.88		
	836.5	20525		1	0	23.72
				1	3	23.76
				1	5	23.83
				3	0	22.77
				3	1	22.74
				3	3	22.81
	848.3	20643		6	0	21.87
				1	0	23.54
				1	3	23.55
				1	5	23.58
				3	0	22.57
3			1	22.47		
16QAM	824.7	20407	3	3	22.44	
			6	0	21.65	
			1	0	22.95	
			1	3	22.95	
			1	5	23.00	
			3	0	21.98	
	836.5	20525	3	1	21.95	
			3	3	21.84	
			6	0	21.02	
			1	0	22.91	
			1	3	22.84	
			1	5	22.98	
	848.3	20643	3	0	21.81	
			3	1	21.88	
			3	3	21.92	
			6	0	20.91	
			1	0	22.83	
			1	3	22.71	
1	5	22.74				
3	0	21.73				
3	1	21.85				
3	3	21.89				
6	0	20.60				

Modulation	Carrier frequency (MHz)	UL Channel	BW	RB Size	RB Offset	Conducted power (dBm)
64QAM	824.7	20407	1.4	1	0	21.79
				1	3	21.86
				1	5	21.92
				3	0	20.92
				3	1	20.88
				3	3	20.71
				6	0	19.91
	836.5	20525		1	0	22.02
				1	3	21.94
				1	5	21.92
				3	0	20.99
				3	1	20.92
				3	3	20.92
				6	0	19.95
	848.3	20643		1	0	21.53
				1	3	21.57
				1	5	21.60
				3	0	20.50
				3	1	20.60
				3	3	20.60
				6	0	19.60

Modulation	Carrier frequency (MHz)	UL Channel	BW	RB Size	RB Offset	Conducted power (dBm)
QPSK	825.5	20415	3	1	0	23.84
				1	8	23.76
				1	14	23.83
				8	0	22.93
				8	4	22.92
				8	7	22.82
	15	0		21.93		
	1	0		23.90		
	1	8		23.88		
	1	14		23.84		
	8	0		22.89		
	8	4		22.80		
	8	7		22.80		
	15	0		21.94		
	1	0		23.71		
1	8	23.62				
1	14	23.61				
8	0	22.81				
8	4	22.78				
8	7	22.81				
15	0	21.80				
16QAM	825.5	20415	1	0	23.46	
			1	8	23.36	
			1	14	23.57	
			8	0	22.18	
			8	4	22.29	
			8	7	21.99	
	15	0	20.99			
	1	0	23.53			
	1	8	23.42			
	1	14	23.63			
	8	0	22.23			
	8	4	22.35			
	8	7	22.12			
	15	0	21.00			
	1	0	23.38			
1	8	23.29				
1	14	23.27				
8	0	22.15				
8	4	22.14				
8	7	21.89				
15	0	20.82				

Modulation	Carrier frequency (MHz)	UL Channel	BW	RB Size	RB Offset	Conducted power (dBm)
64QAM	825.5	20415	3	1	0	21.99
				1	8	21.98
				1	14	21.99
				8	0	20.99
				8	4	20.99
				8	7	20.96
				15	0	19.99
	836.5	20525		1	0	22.00
				1	8	21.99
				1	14	21.74
				8	0	21.05
				8	4	20.91
				8	7	21.04
				15	0	20.05
	847.5	20635		1	0	21.91
				1	8	21.81
				1	14	21.92
				8	0	20.75
				8	4	20.81
				8	7	20.82
				15	0	19.92

Modulation	Carrier frequency (MHz)	UL Channel	BW	RB Size	RB Offset	Conducted power (dBm)
QPSK	826.5	20425	5	1	0	23.96
				1	12	23.86
				1	24	23.75
				12	0	22.95
				12	7	22.93
				12	13	22.93
	836.5	20525		25	0	21.94
				1	0	23.92
				1	12	23.83
				1	24	23.72
				12	0	22.91
				12	7	22.86
	846.5	20625		12	13	22.87
				25	0	21.85
				1	0	23.80
				1	12	23.54
				1	24	23.63
				12	0	22.85
16QAM	826.5	20425	12	7	22.71	
			12	13	22.84	
			25	0	21.74	
			1	0	22.83	
			1	12	22.84	
			1	24	22.98	
	836.5	20525	12	0	21.96	
			12	7	21.89	
			12	13	21.81	
			25	0	21.04	
			1	0	22.93	
			1	12	22.97	
	846.5	20625	1	24	22.77	
			12	0	21.83	
			12	7	21.80	
			12	13	21.80	
			25	0	20.99	
			1	0	22.92	
			1	12	22.98	
			1	24	22.88	
			12	0	21.90	
			12	7	21.82	
			12	13	21.76	
			25	0	20.72	

Modulation	Carrier frequency (MHz)	UL Channel	BW	RB Size	RB Offset	Conducted power (dBm)
64QAM	826.5	20425	5	1	0	21.98
				1	12	21.96
				1	24	21.95
				12	0	21.00
				12	7	20.95
				12	13	20.92
				25	0	20.00
	836.5	20525		1	0	21.99
				1	12	21.88
				1	24	21.97
				12	0	20.93
				12	7	20.94
				12	13	21.00
				25	0	19.90
	846.5	20625		1	0	21.87
				1	12	21.80
				1	24	21.76
				12	0	20.69
				12	7	20.75
				12	13	20.74
				25	0	19.75

Modulation	Carrier frequency (MHz)	UL Channel	BW	RB Size	RB Offset	Conducted power (dBm)
QPSK	829	20450	10	1	0	23.96
				1	25	23.90
				1	49	23.82
				25	0	22.91
				25	12	23.00
				25	25	22.98
	836.5	20525		50	0	22.06
				1	0	23.99
				1	25	23.91
				1	49	23.94
				25	0	22.95
				25	12	22.95
	844	20600		25	25	22.90
				50	0	21.97
				1	0	23.92
				1	25	23.68
				1	49	23.70
				25	0	22.92
16QAM	829	20450	25	12	22.88	
			25	25	22.83	
			50	0	21.94	
			1	0	22.62	
			1	25	22.45	
			1	49	22.38	
	836.5	20525	25	0	21.41	
			25	12	21.51	
			25	25	21.43	
			50	0	20.69	
			1	0	22.84	
			1	25	22.89	
	844	20600	1	49	22.75	
			25	0	21.92	
			25	12	21.94	
			25	25	21.91	
			50	0	20.96	
			1	0	23.00	
			1	25	22.75	
			1	49	22.92	
			25	0	21.96	
			25	12	21.85	
			25	25	21.88	
			50	0	20.97	

Modulation	Carrier frequency (MHz)	UL Channel	BW	RB Size	RB Offset	Conducted power (dBm)
64QAM	829	20450	10	1	0	21.99
				1	25	21.98
				1	49	21.98
				25	0	20.99
				25	12	20.99
				25	25	20.99
	836.5	20525		50	0	19.98
				1	0	21.96
				1	25	21.96
				1	49	21.96
				25	0	21.03
				25	12	20.95
	844	20600		25	25	20.95
				50	0	20.02
				1	0	21.83
				1	25	21.89
				1	49	21.89
				25	0	20.85
				25	12	20.87
				25	25	20.92
				50	0	19.89

2 Occupied Bandwidth

Band	Carrier frequency (MHz)	Channel	BW (MHz)	RB Size	RB Offset	Bandwidth of 99% Power (MHz)					
						QPSK		16-QAM		64-QAM	
5	824.7	20407	1.4	6	0	1.082	Fig.1	1.082	Fig.2	1.082	Fig.3
	836.5	20525		6	0	1.082	Fig.4	1.082	Fig.5	1.082	Fig.6
	848.3	20643		6	0	1.088	Fig.7	1.082	Fig.8	1.082	Fig.9
	825.5	20415	3	15	0	2.683	Fig.10	2.683	Fig.11	2.683	Fig.12
	836.5	20525		15	0	2.683	Fig.13	2.683	Fig.14	2.683	Fig.15
	847.5	20635		15	0	2.683	Fig.16	2.683	Fig.17	2.670	Fig.18
	826.5	20425	5	25	0	4.493	Fig.19	4.472	Fig.20	4.472	Fig.21
	836.5	20525		25	0	4.472	Fig.22	4.472	Fig.23	4.472	Fig.24
	846.5	20625		25	0	4.472	Fig.25	4.472	Fig.26	4.472	Fig.27
	829	20450	10	50	0	8.944	Fig.28	8.944	Fig.29	8.944	Fig.30
	836.5	20525		50	0	8.944	Fig.31	8.944	Fig.32	8.944	Fig.33
	844	20600		50	0	8.944	Fig.34	8.944	Fig.35	8.944	Fig.36

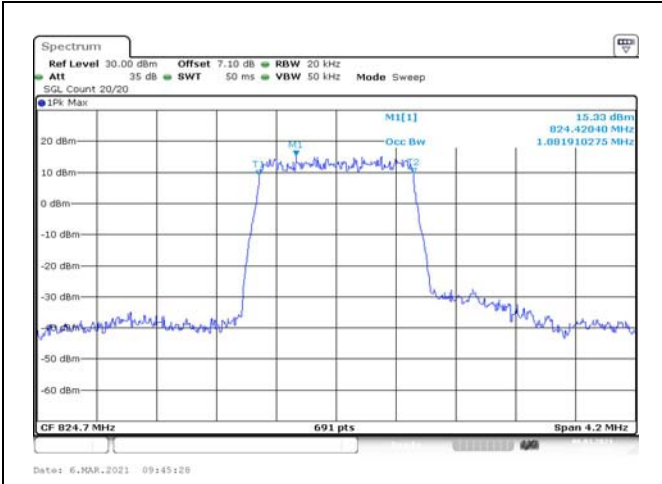


Fig.1

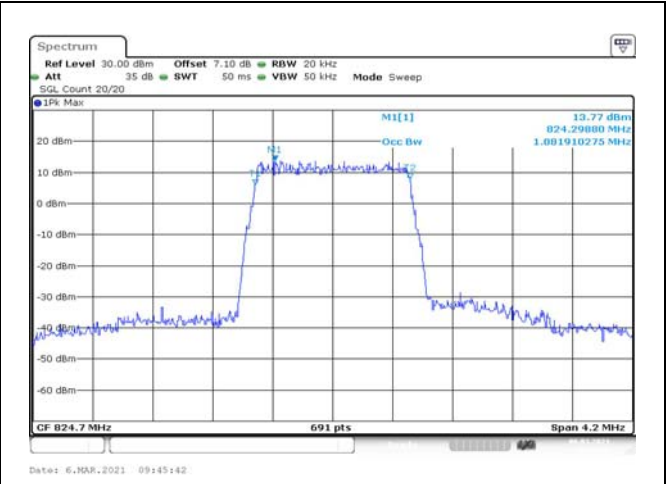


Fig.2

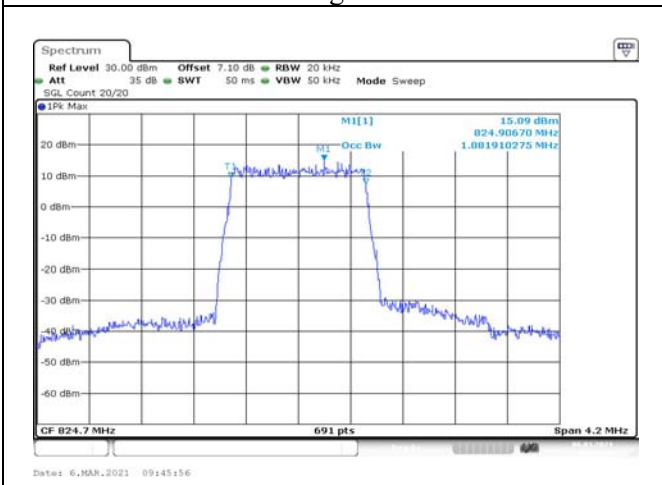


Fig.3

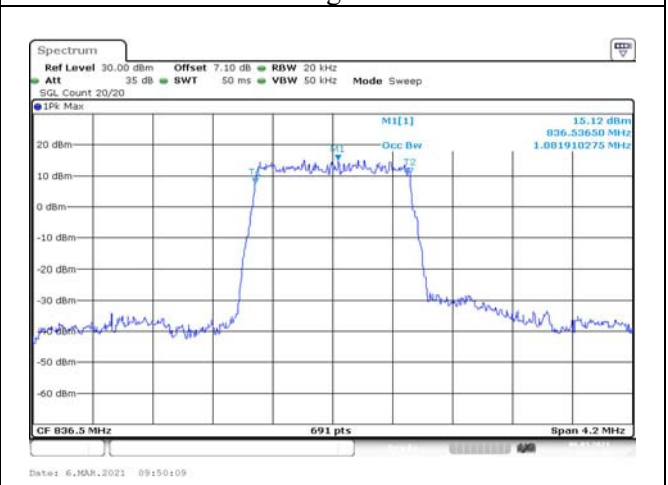


Fig.4

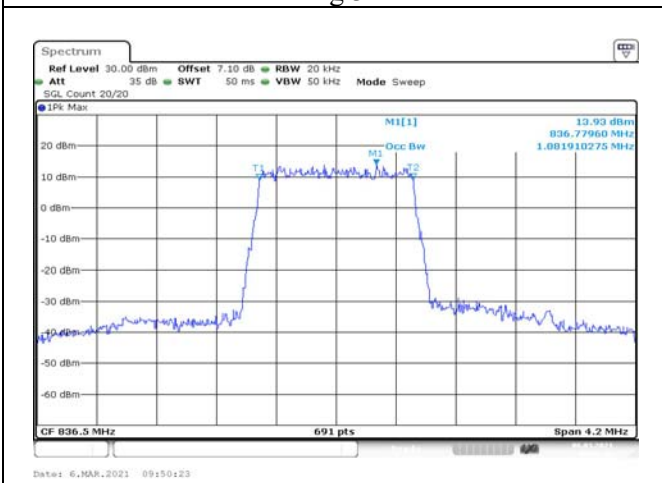


Fig.5

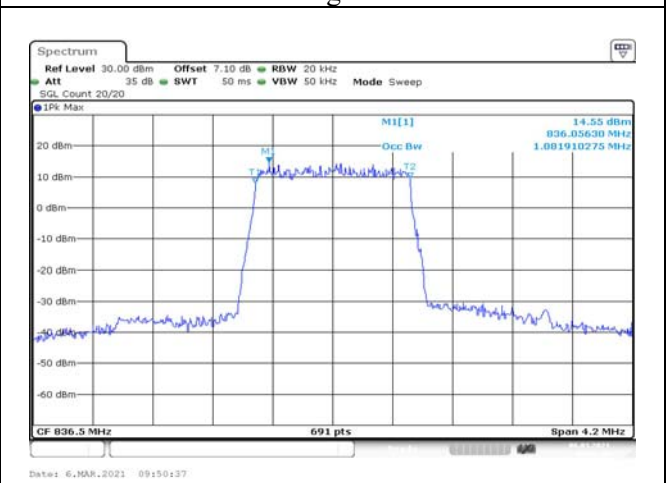


Fig.6

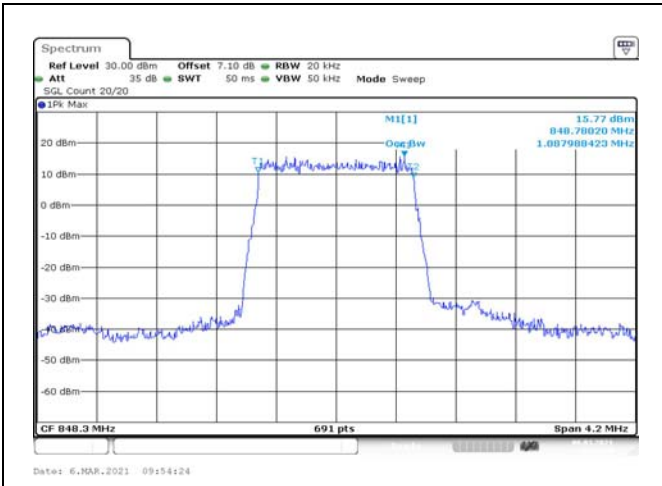


Fig.7

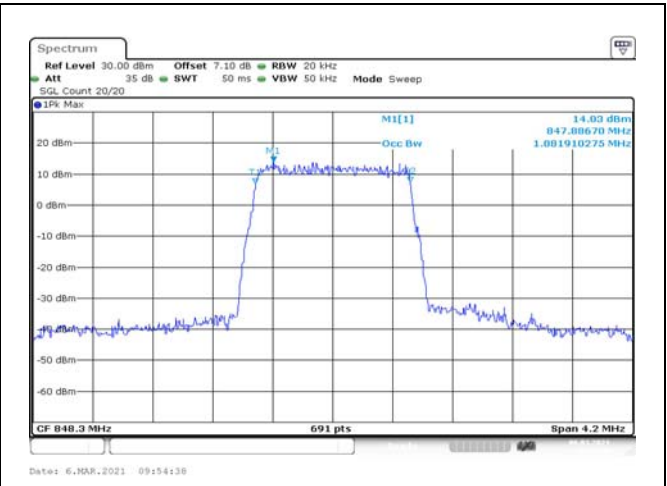


Fig.8

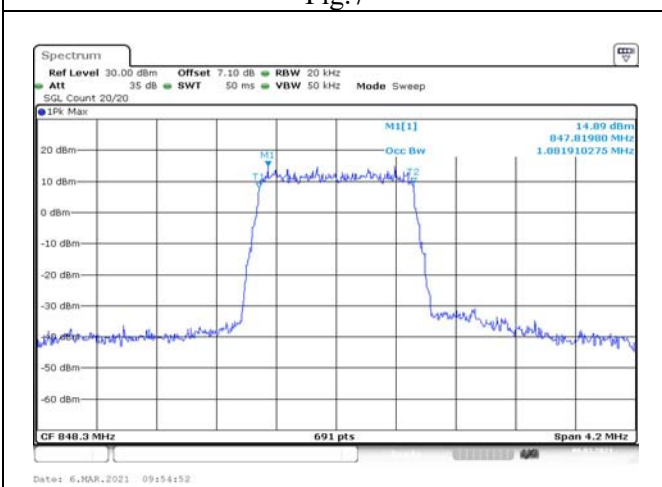


Fig.9

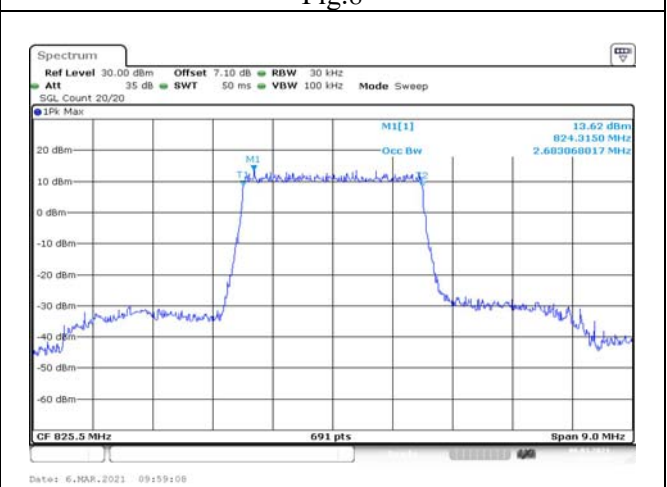


Fig.10

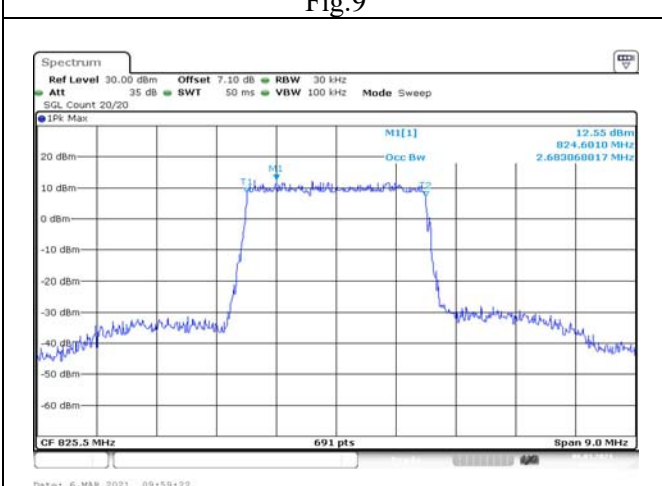


Fig.11

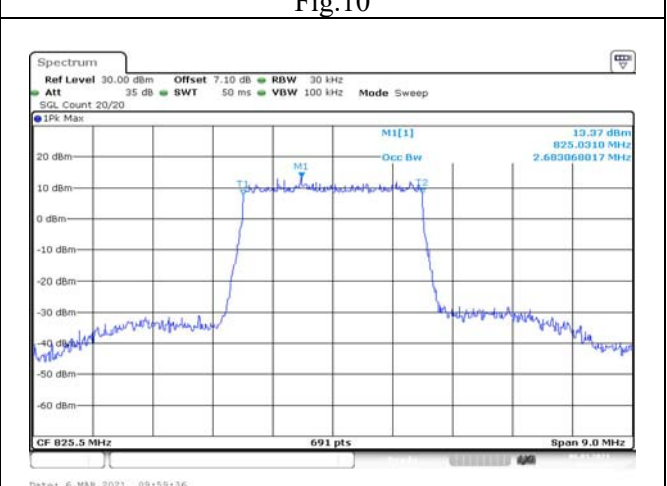


Fig.12

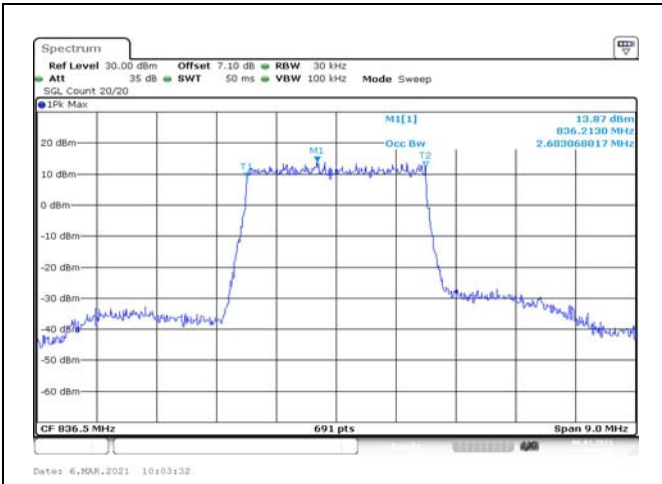


Fig.13

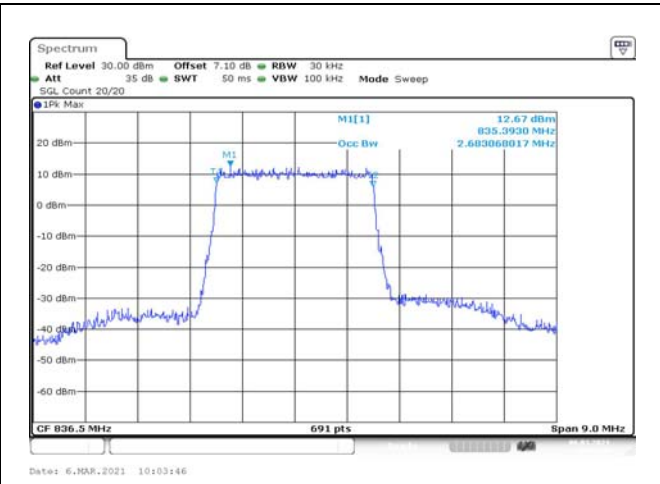


Fig.14

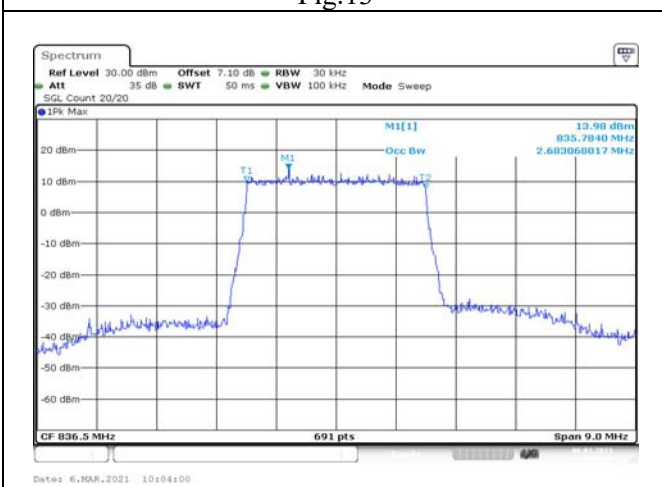


Fig.15

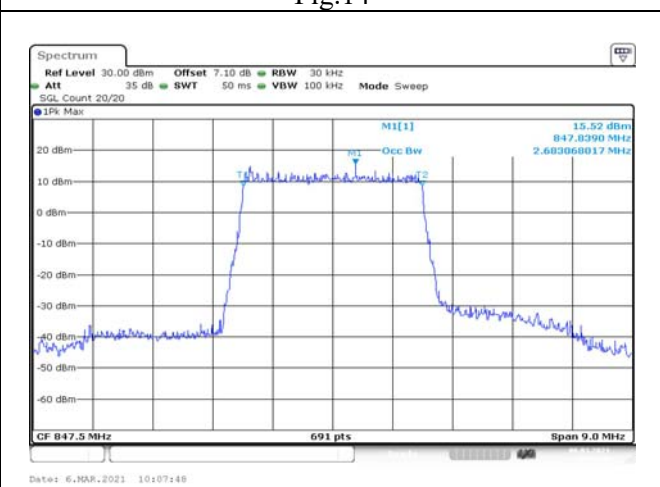


Fig.16

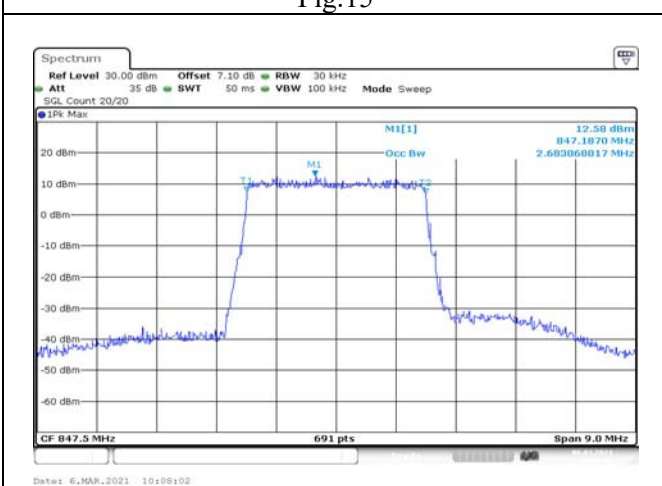


Fig.17

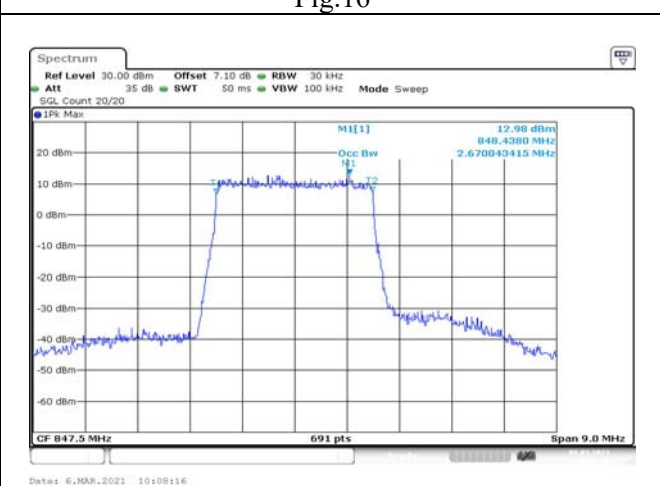


Fig.18

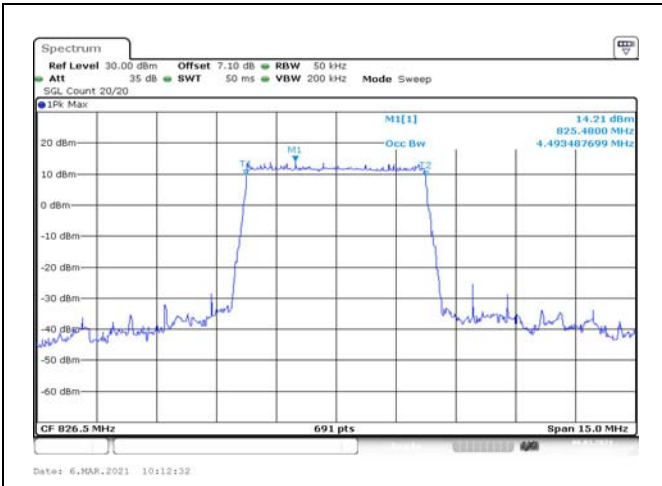


Fig.19

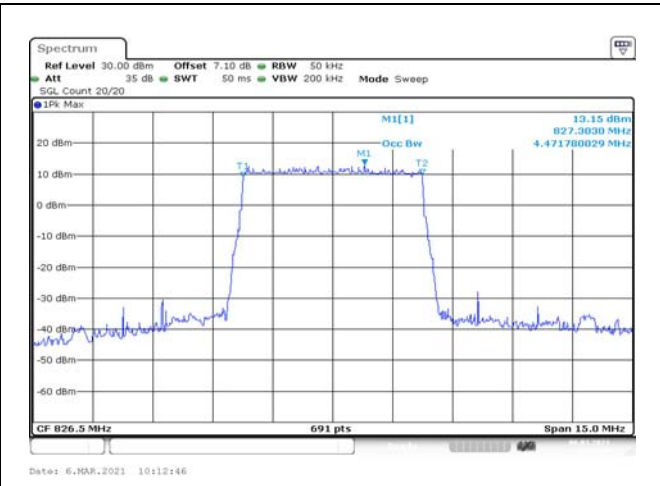


Fig.20

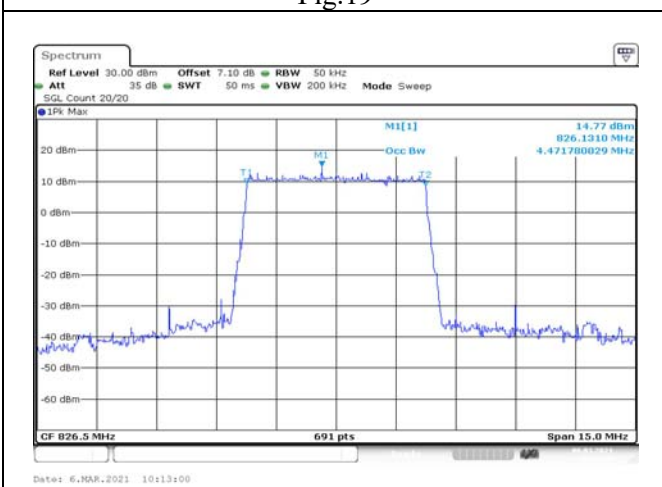


Fig.21

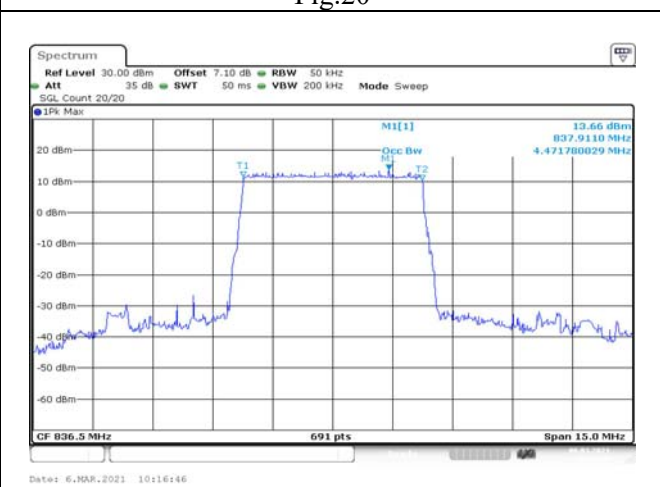


Fig.22

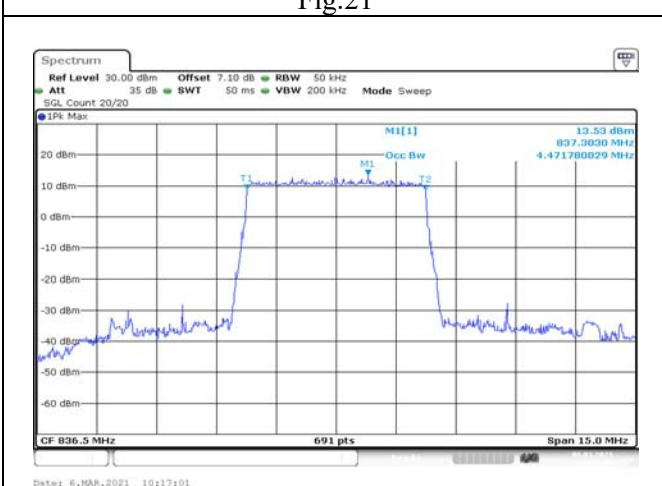


Fig.23

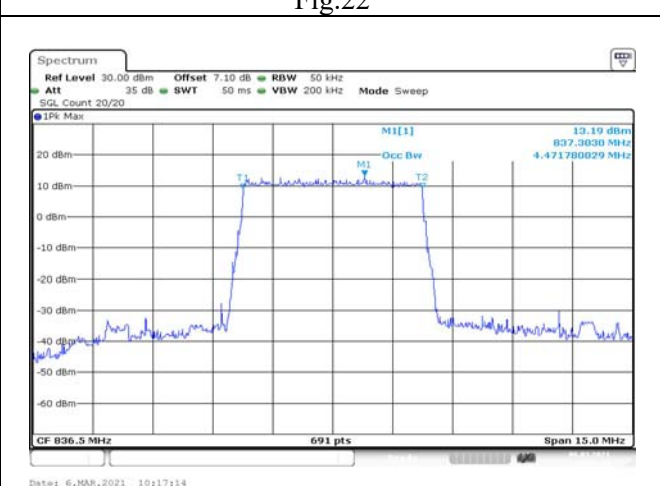


Fig.24

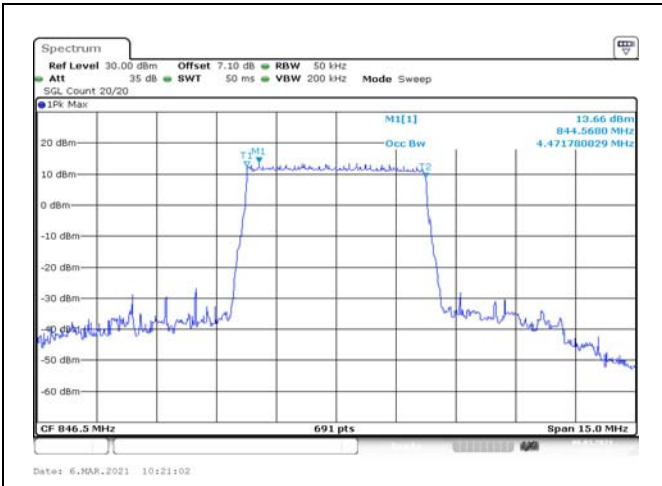


Fig.25

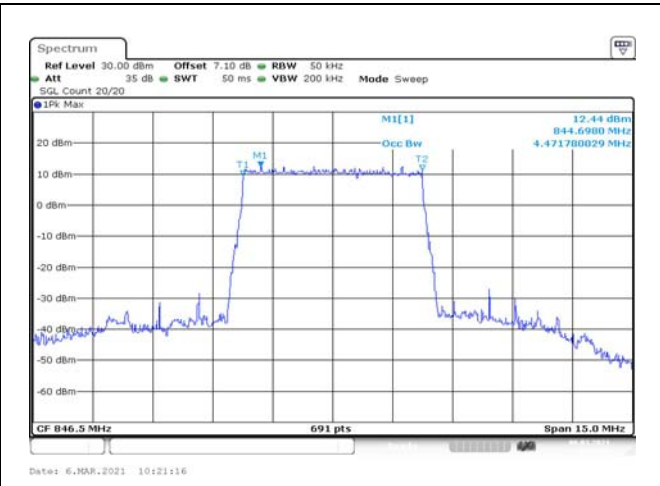


Fig.26

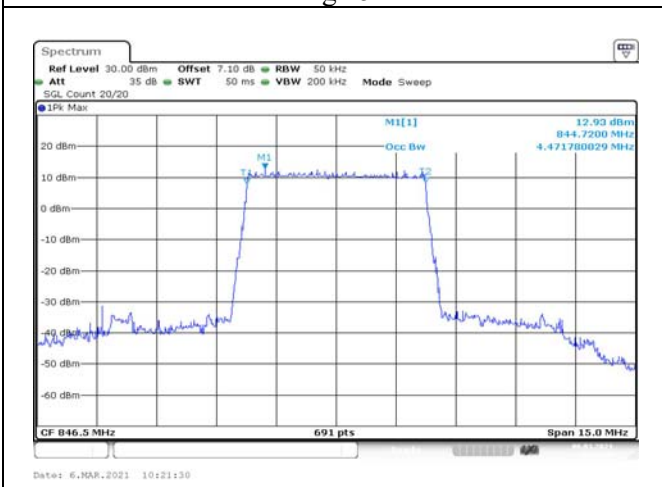


Fig.27

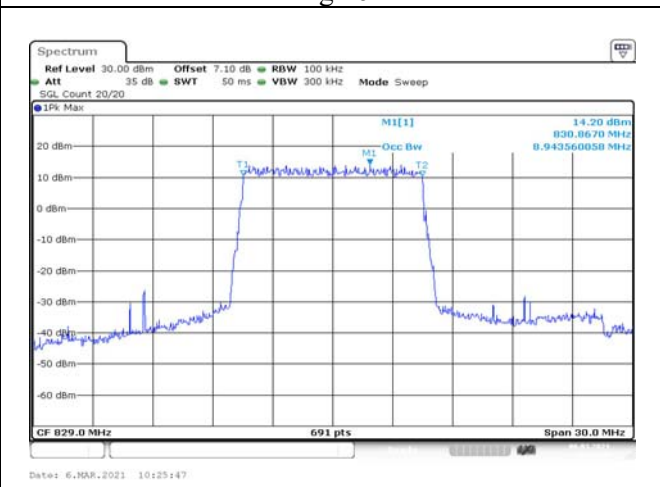


Fig.28

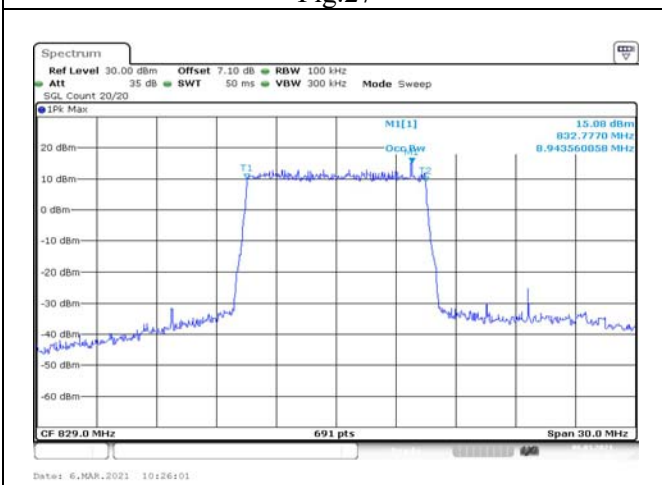


Fig.29

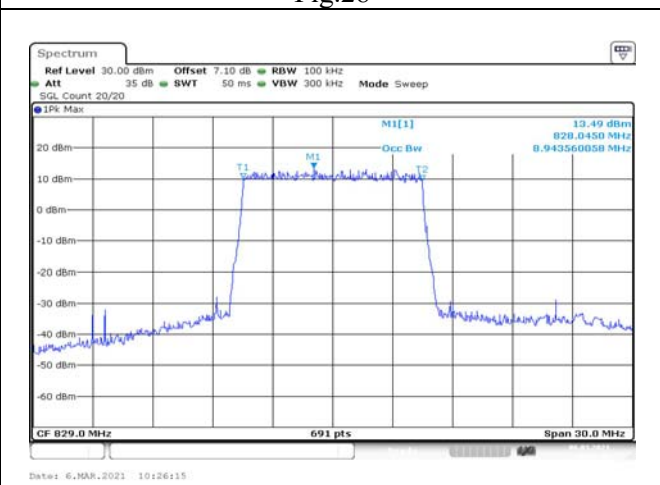


Fig.30

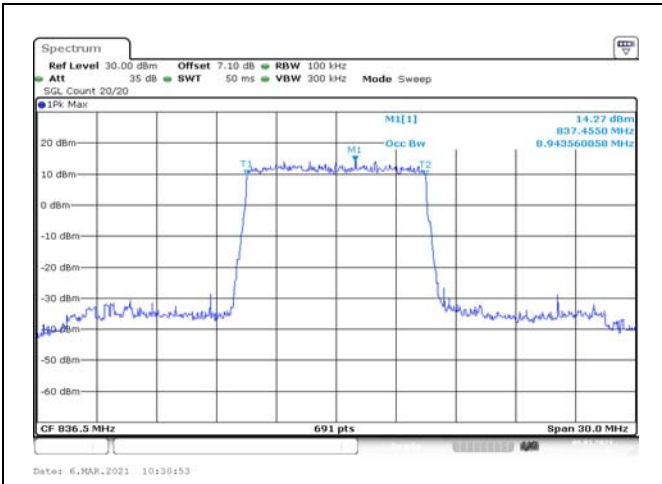


Fig.31

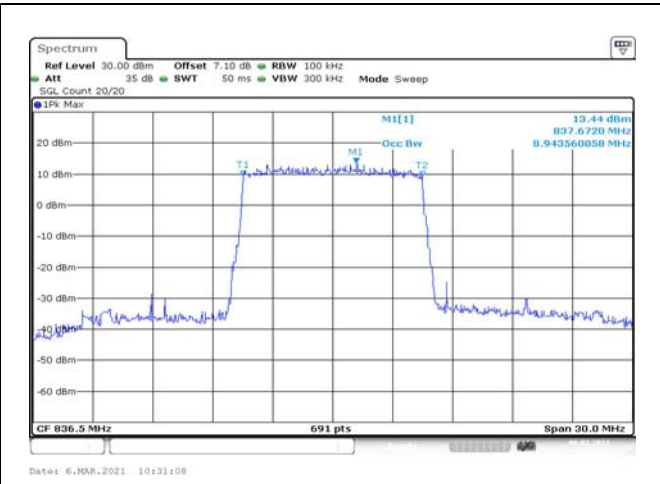


Fig.32

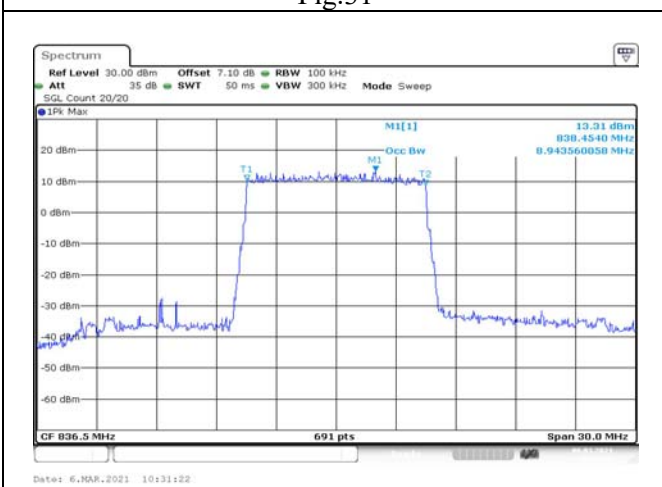


Fig.33

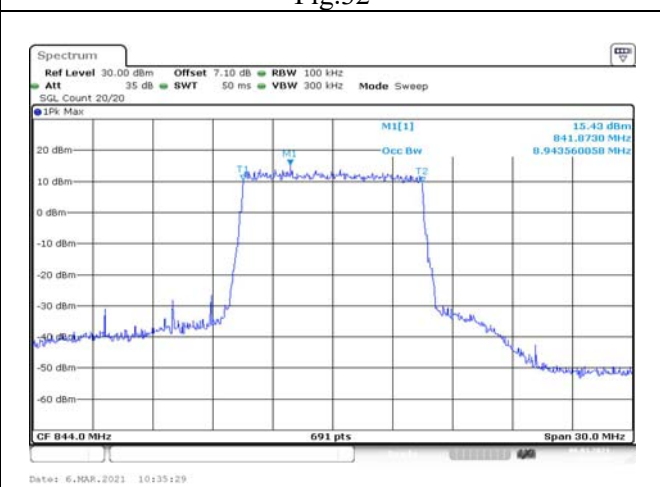


Fig.34

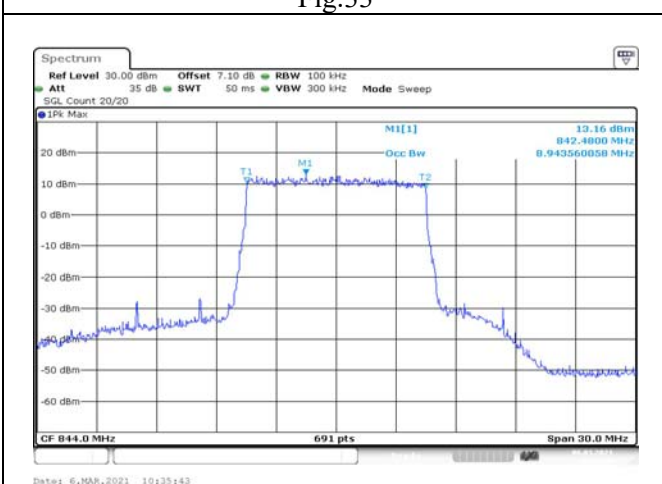


Fig.35

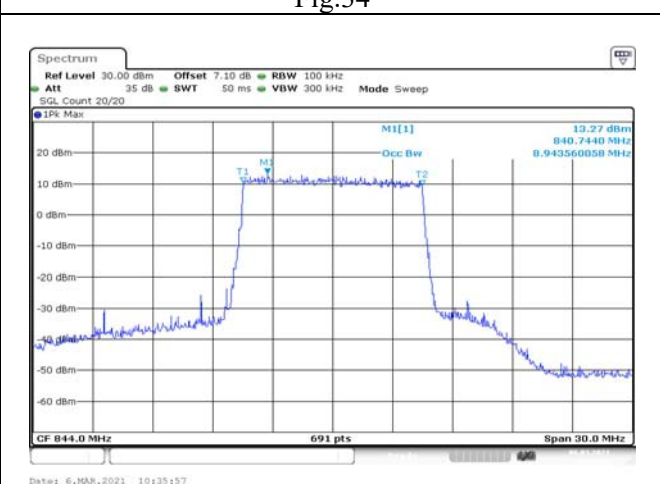


Fig.36

3 Emission Bandwidth

Band	Carrier frequency (MHz)	Channel	BW (MHz)	RB Size	RB Offset	Bandwidth of -26dB transmitter power (MHz)					
						QPSK		16-QAM		64-QAM	
5	824.7	20407	1.4	6	0	1.216	Fig.1	1.216	Fig.2	1.216	Fig.3
	836.5	20525		6	0	1.228	Fig.4	1.204	Fig.5	1.204	Fig.6
	848.3	20643		6	0	1.204	Fig.7	1.210	Fig.8	1.210	Fig.9
	825.5	20415	3	15	0	2.891	Fig.10	2.918	Fig.11	2.918	Fig.12
	836.5	20525		15	0	2.931	Fig.13	2.931	Fig.14	2.957	Fig.15
	847.5	20635		15	0	2.878	Fig.16	2.931	Fig.17	2.904	Fig.18
	826.5	20425	5	25	0	4.884	Fig.19	4.841	Fig.20	4.797	Fig.21
	836.5	20525		25	0	4.884	Fig.22	4.841	Fig.23	4.884	Fig.24
	846.5	20625		25	0	4.841	Fig.25	4.884	Fig.26	4.884	Fig.27
	829	20450	10	50	0	9.638	Fig.28	9.595	Fig.29	9.595	Fig.30
	836.5	20525		50	0	9.595	Fig.31	9.551	Fig.32	9.508	Fig.33
	844	20600		50	0	9.595	Fig.34	9.508	Fig.35	9.595	Fig.36

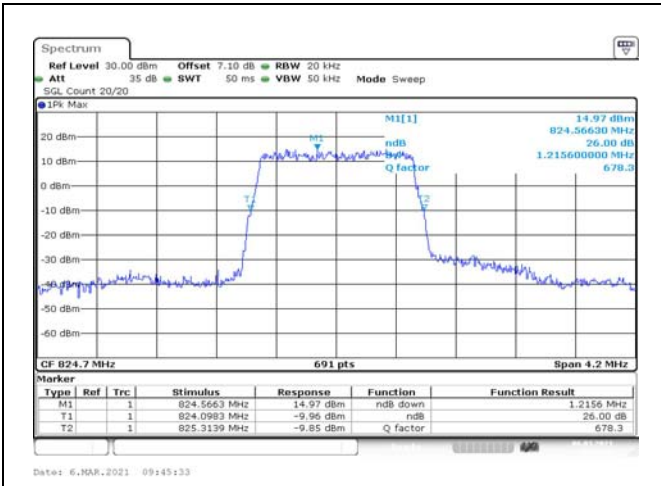


Fig.1

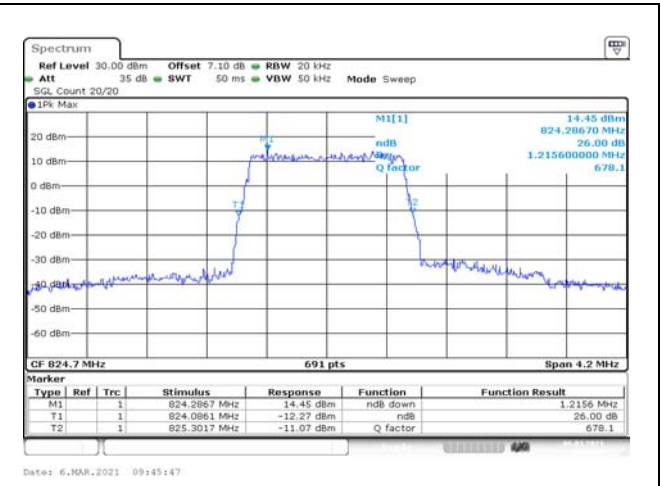


Fig.2

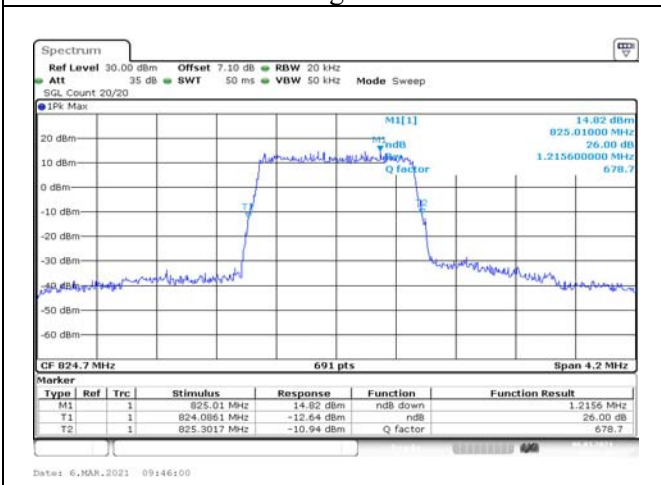


Fig.3



Fig.4



Fig.5

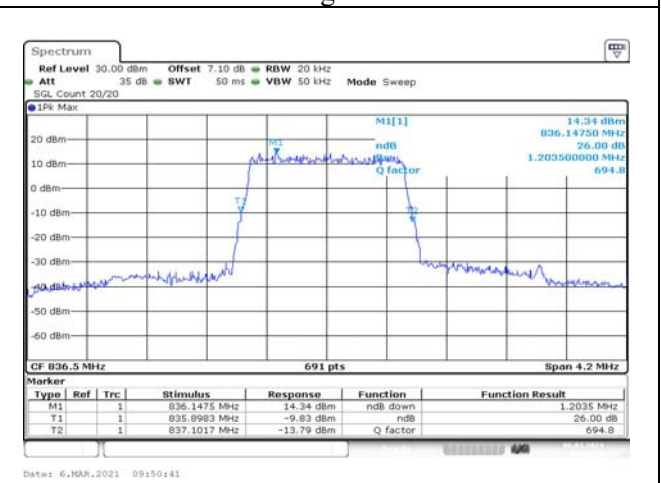


Fig.6

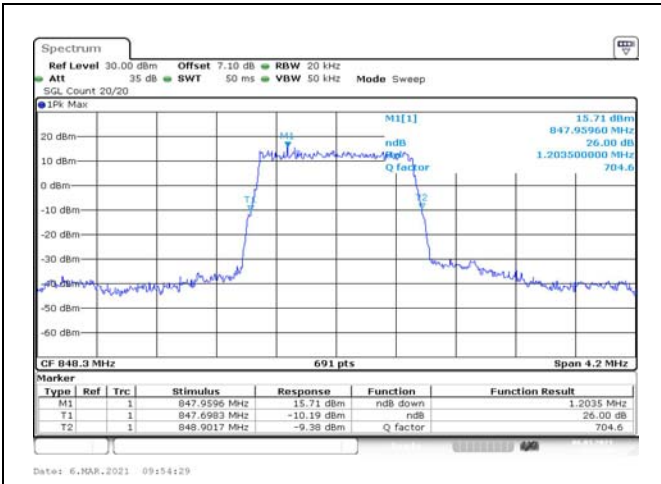


Fig.7

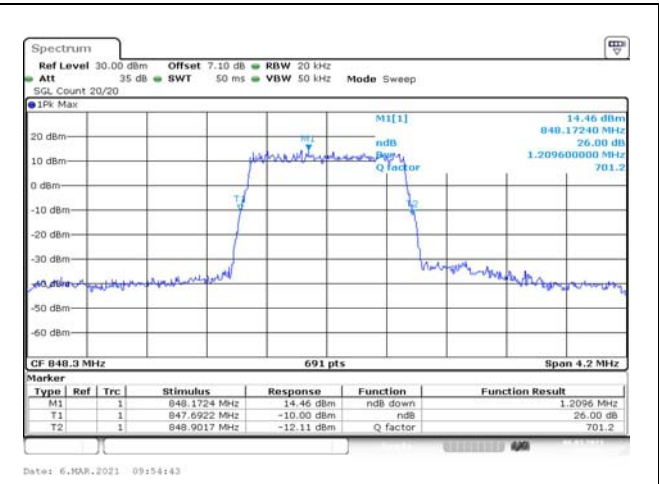


Fig.8

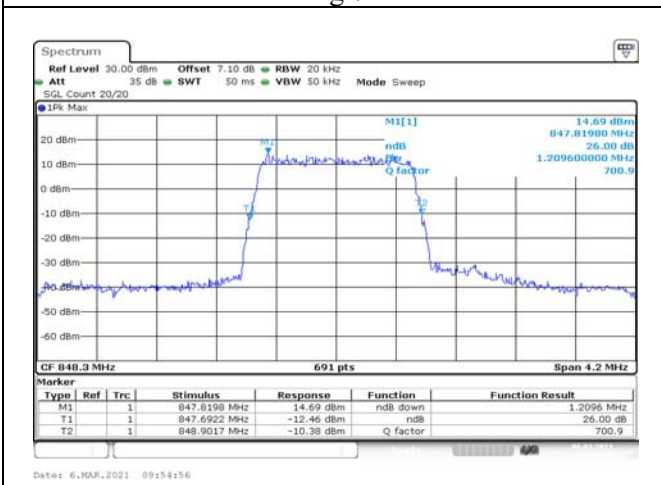


Fig.9

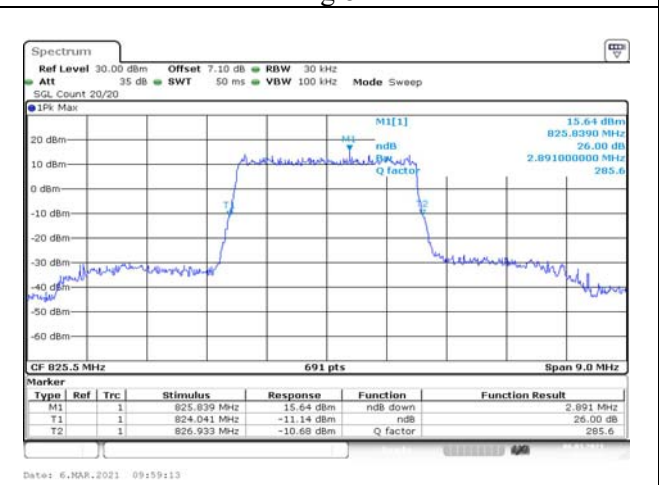


Fig.10



Fig.11

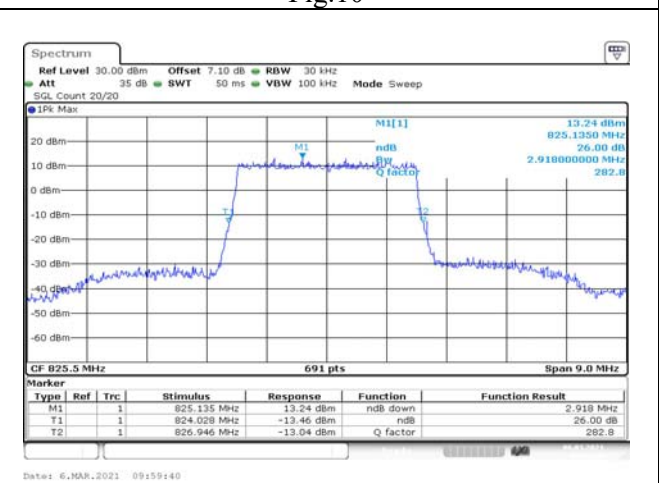


Fig.12

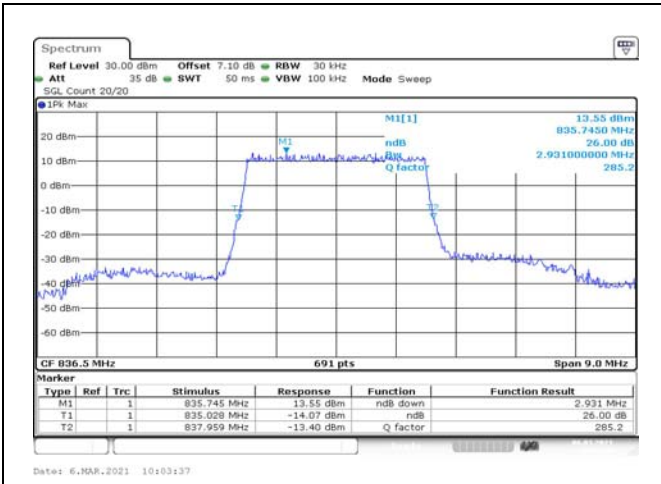


Fig.13

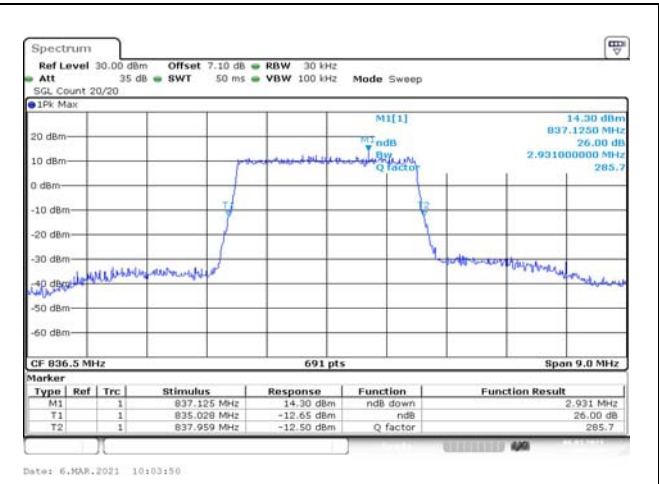


Fig.14

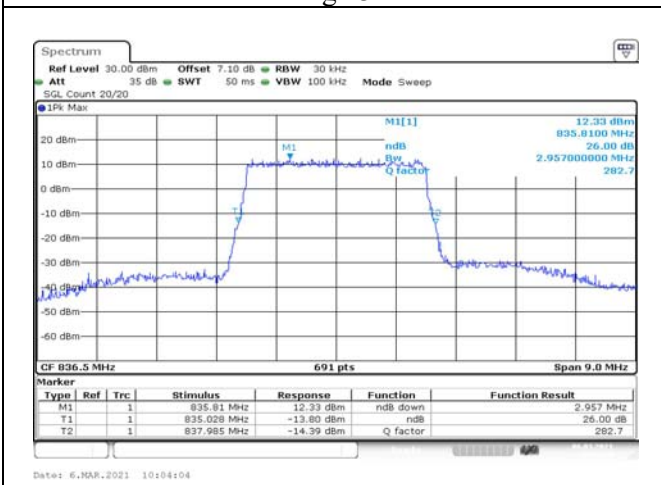


Fig.15

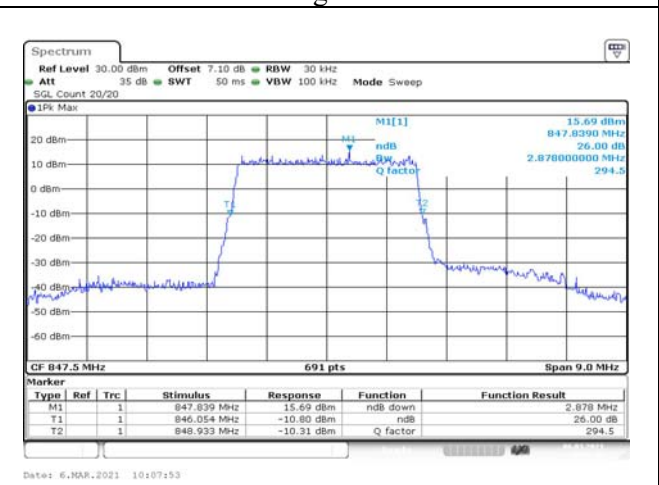


Fig.16



Fig.17

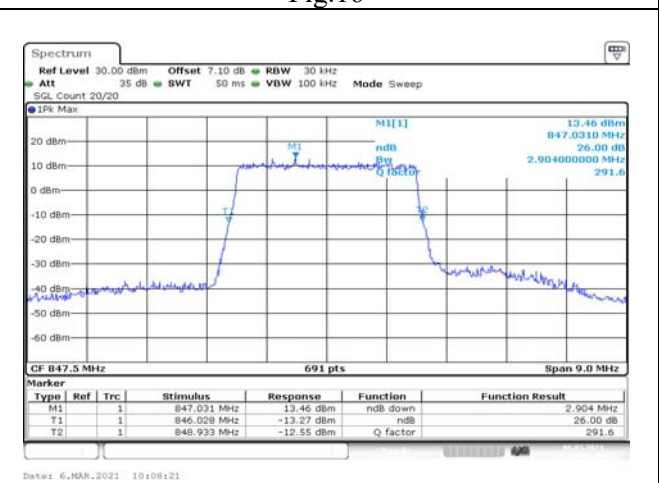


Fig.18

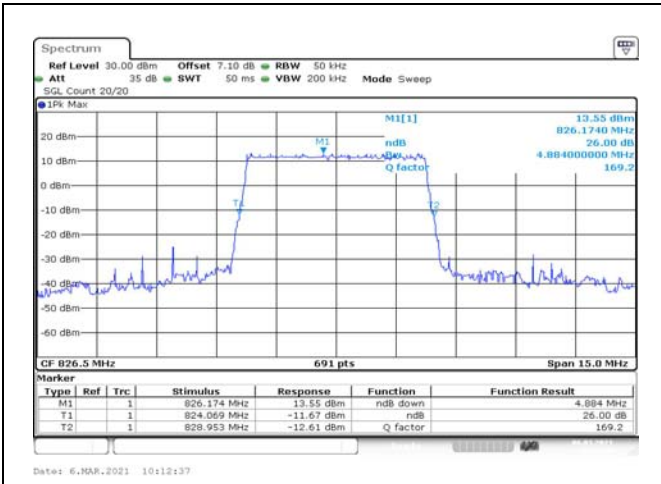


Fig.19

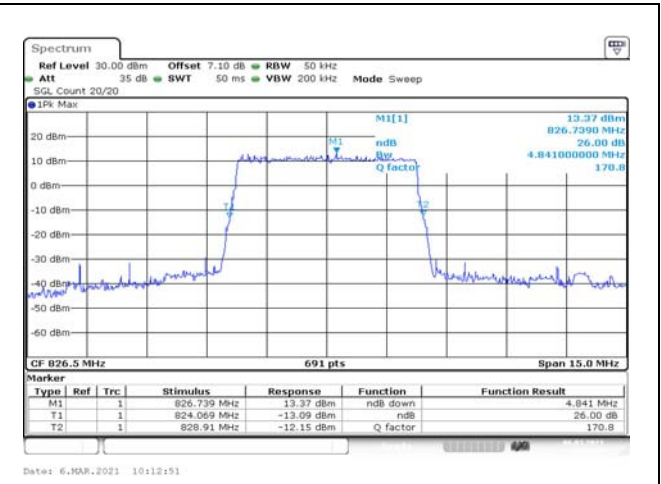


Fig.20

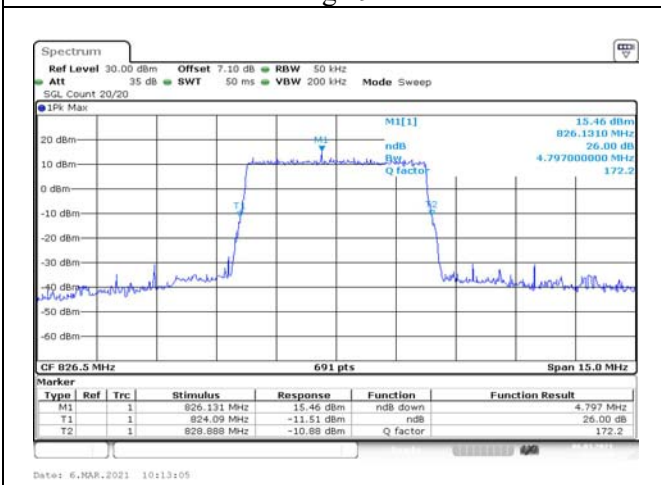


Fig.21

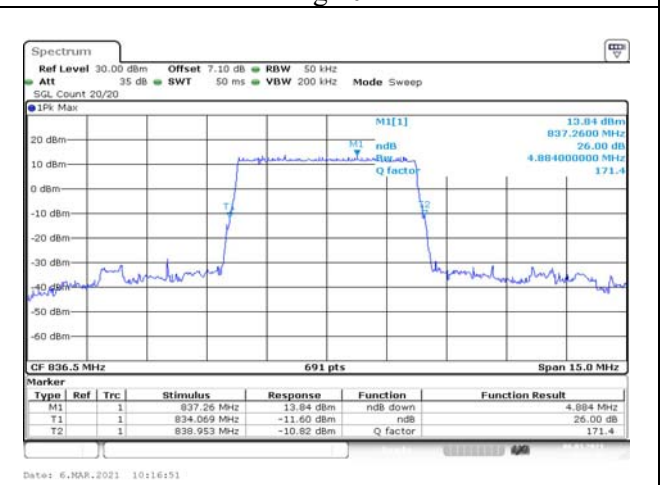


Fig.22

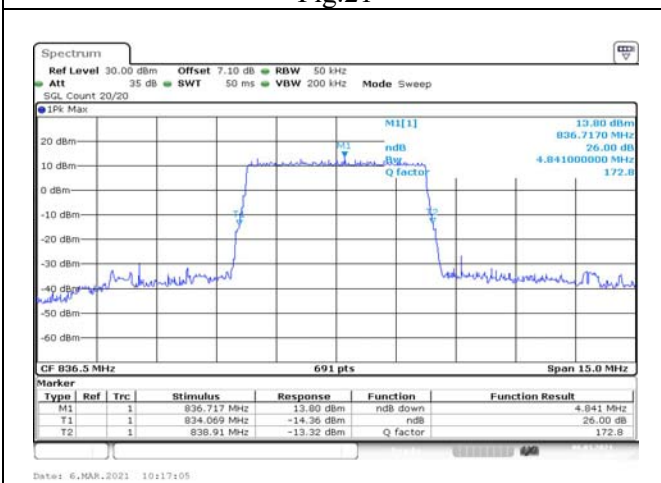


Fig.23

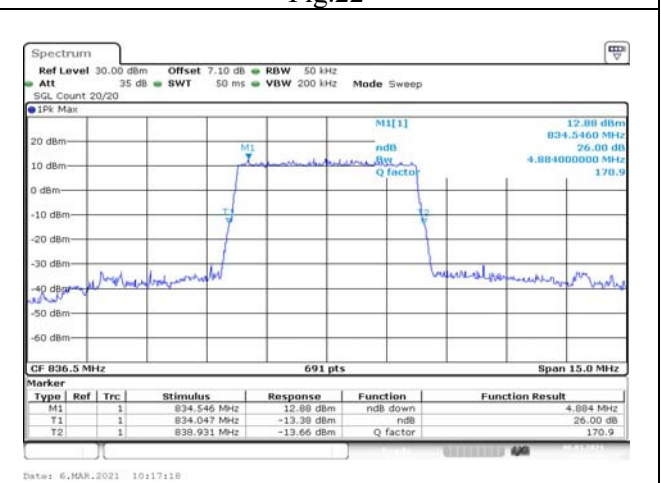


Fig.24

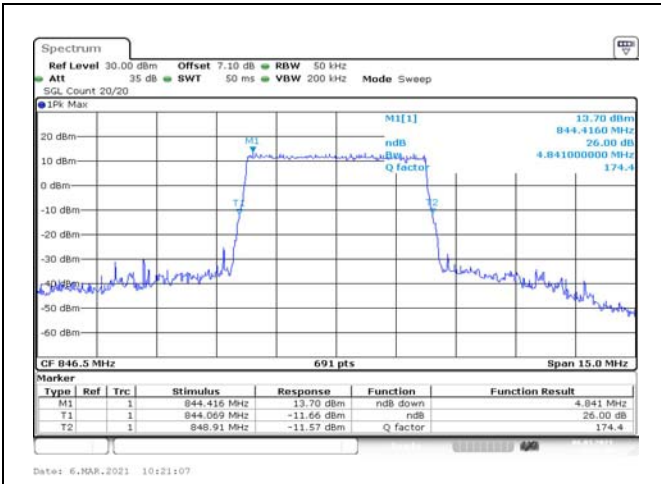


Fig.25

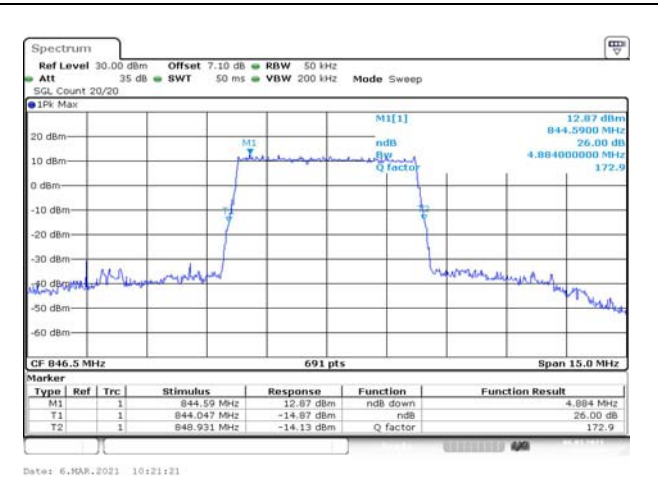


Fig.26

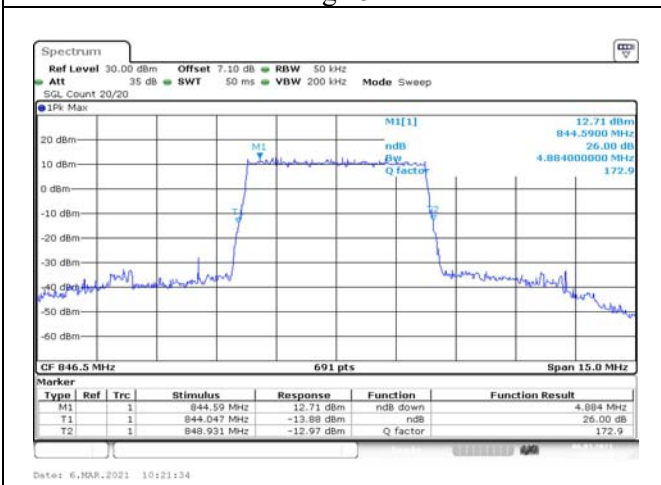


Fig.27

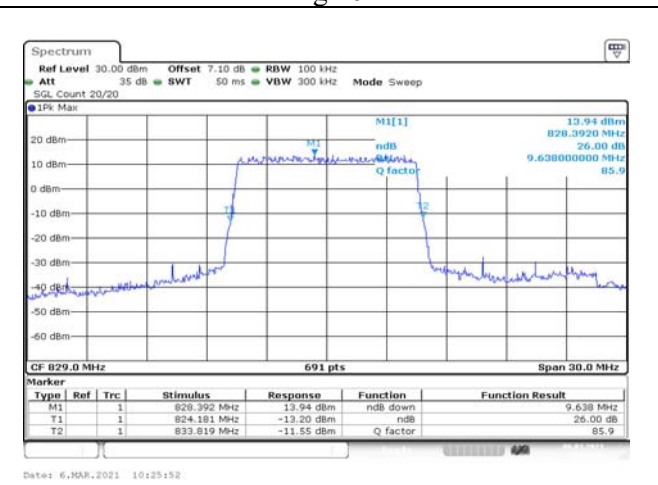


Fig.28

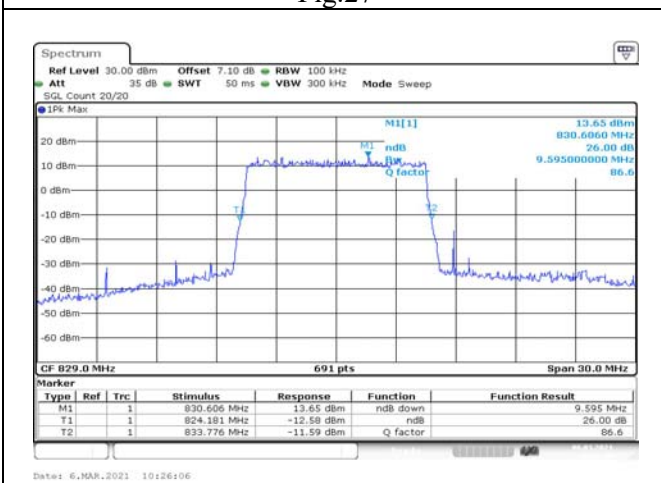


Fig.29

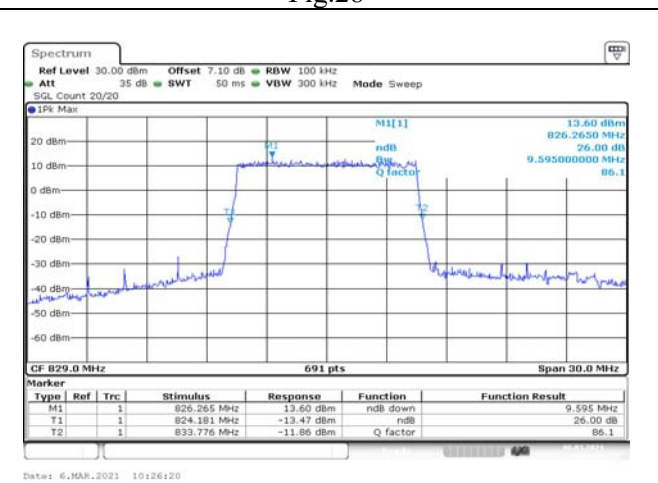


Fig.30

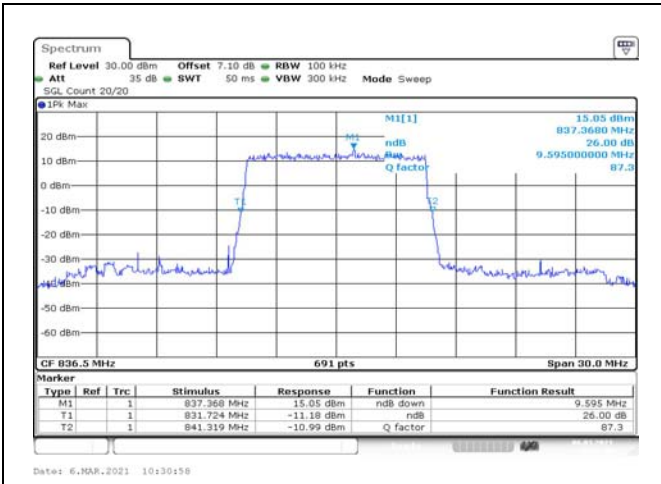


Fig.31

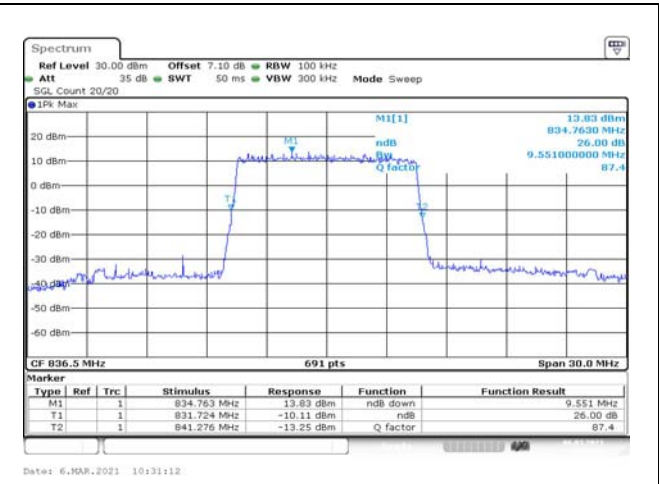


Fig.32

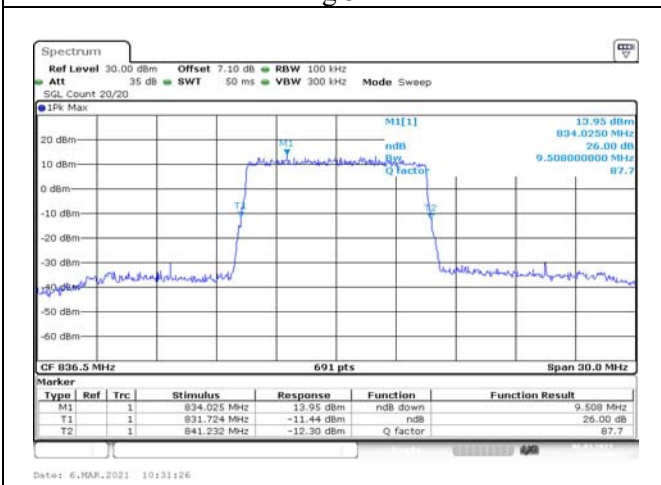


Fig.33

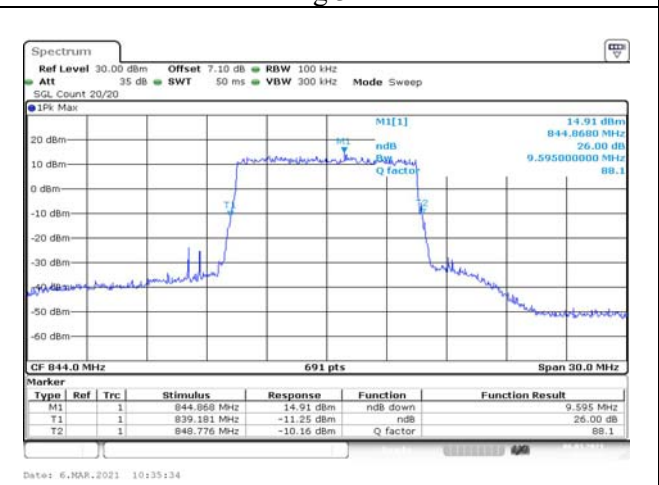


Fig.34



Fig.35

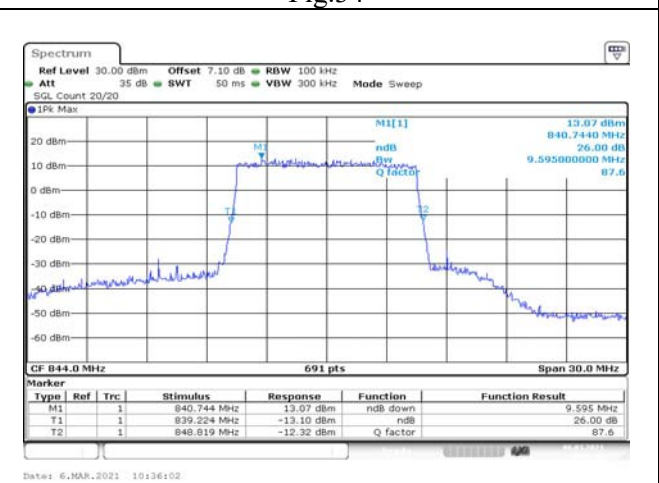


Fig.36

4 Peak-Average Ratio

Band	Carrier frequency (MHz)	Channel	BW (MHz)	RB Size	RB Offset	QPSK	16-QAM	64-QAM
5	824.7	20407	1.4	1	5	Fig.1	Fig.2	Fig.3
	824.7	20407		6	0	Fig.4	Fig.5	Fig.6
	836.5	20525		1	5	Fig.7	Fig.8	Fig.9
	836.5	20525		6	0	Fig.10	Fig.11	Fig.12
	848.3	20643		1	5	Fig.13	Fig.14	Fig.15
	848.3	20643		6	0	Fig.16	Fig.17	Fig.18
	825.5	20415	3	1	14	Fig.19	Fig.20	Fig.21
	825.5	20415		15	0	Fig.22	Fig.23	Fig.24
	836.5	20525		1	14	Fig.25	Fig.26	Fig.27
	836.5	20525		15	0	Fig.28	Fig.29	Fig.30
	847.5	20635		1	14	Fig.31	Fig.32	Fig.33
	847.5	20635		15	0	Fig.34	Fig.35	Fig.36
	826.5	20425	5	1	24	Fig.37	Fig.38	Fig.39
	826.5	20425		25	0	Fig.40	Fig.41	Fig.42
	836.5	20525		1	24	Fig.43	Fig.44	Fig.45
	836.5	20525		25	0	Fig.46	Fig.47	Fig.48
	846.5	20625		1	24	Fig.49	Fig.50	Fig.51
	846.5	20625		25	0	Fig.52	Fig.53	Fig.54
	829	20450	10	1	49	Fig.55	Fig.56	Fig.57
	829	20450		50	0	Fig.58	Fig.59	Fig.60
	836.5	20525		1	49	Fig.61	Fig.62	Fig.63
	836.5	20525		50	0	Fig.64	Fig.65	Fig.66
	844	20600		1	49	Fig.67	Fig.68	Fig.69
	844	20600		50	0	Fig.70	Fig.71	Fig.72

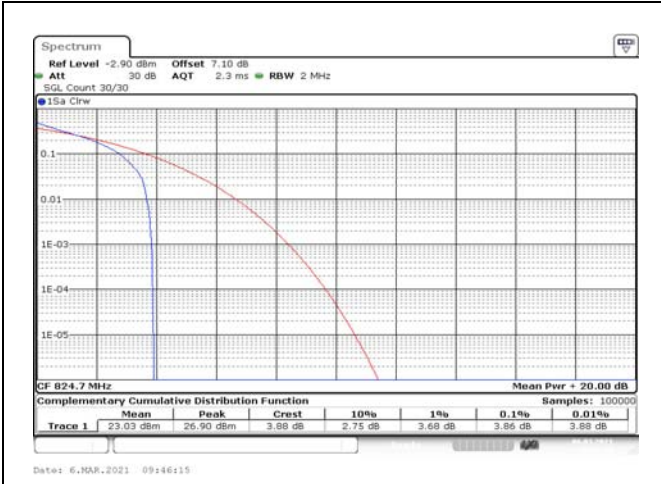


Fig.1

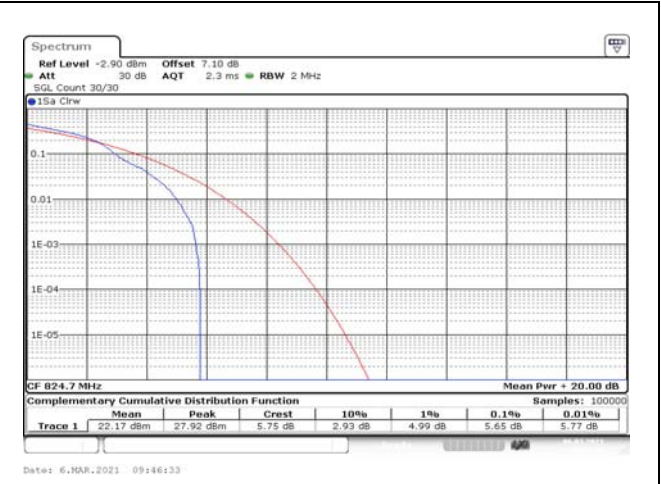


Fig.2

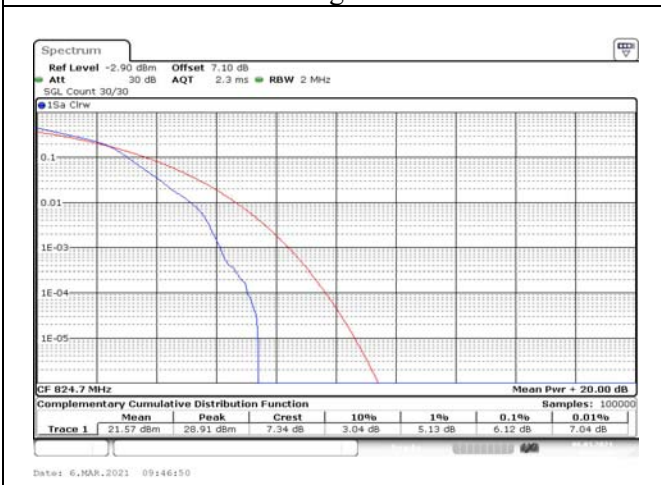


Fig.3

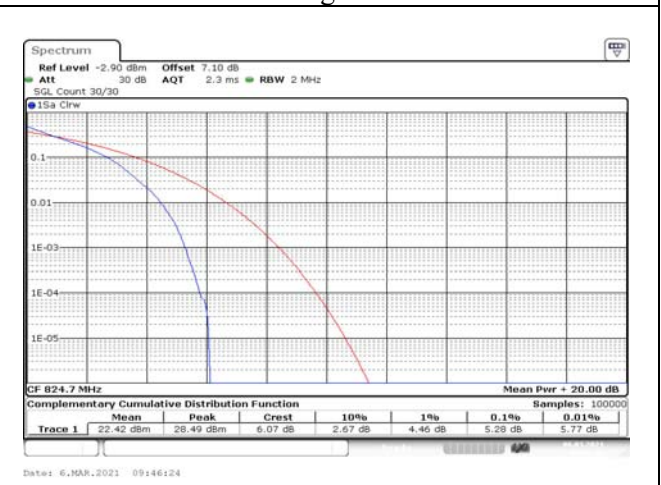


Fig.4

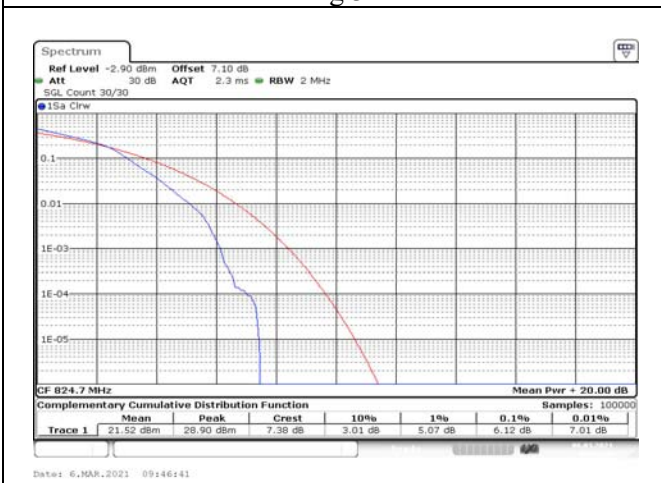


Fig.5

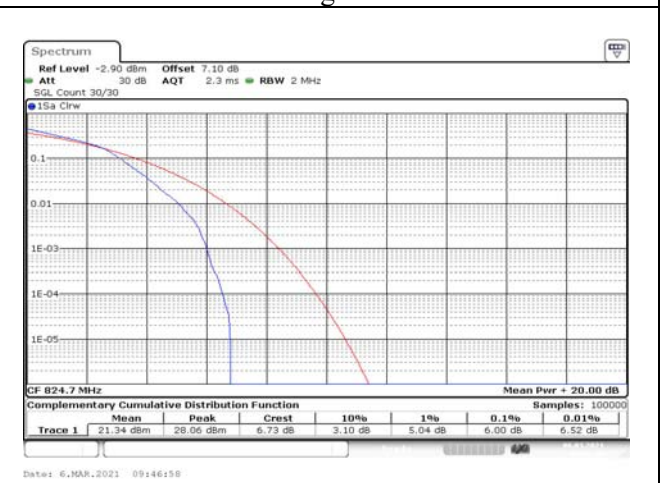


Fig.6

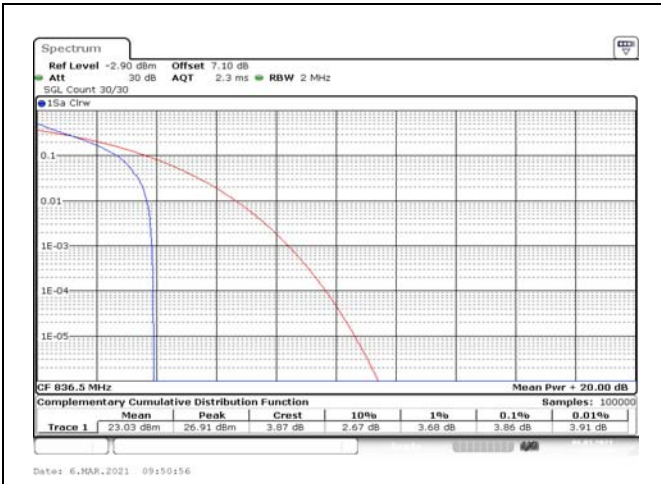


Fig.7

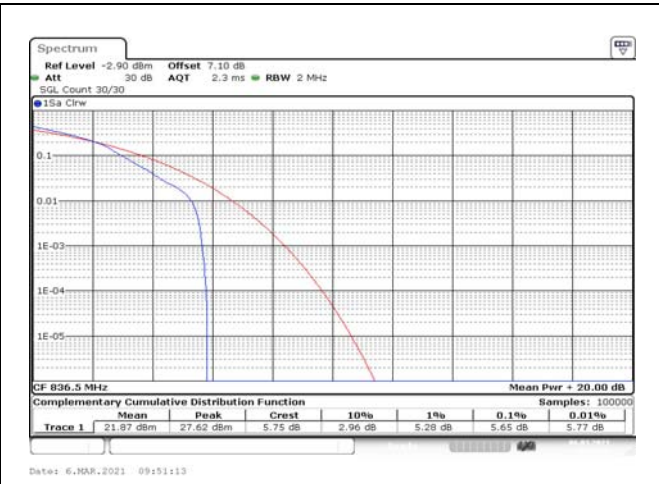


Fig.8

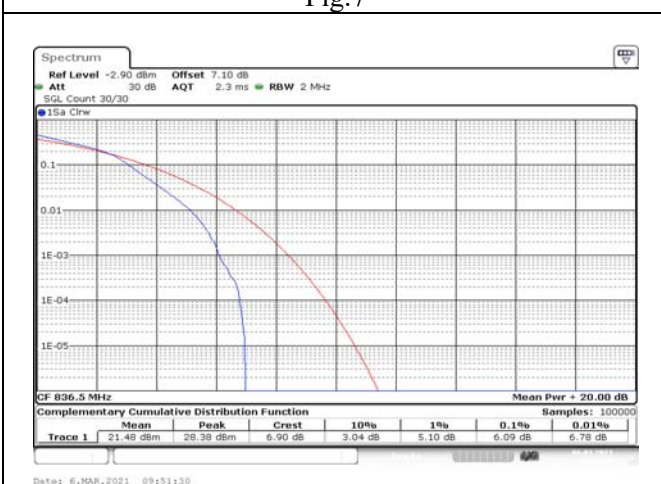


Fig.9

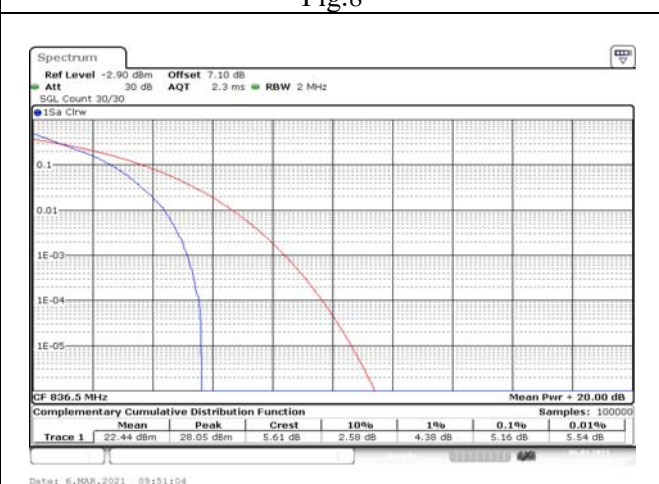


Fig.10

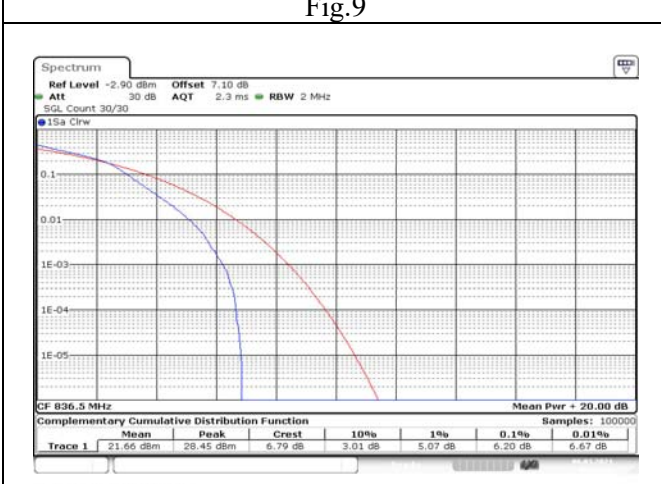


Fig.11

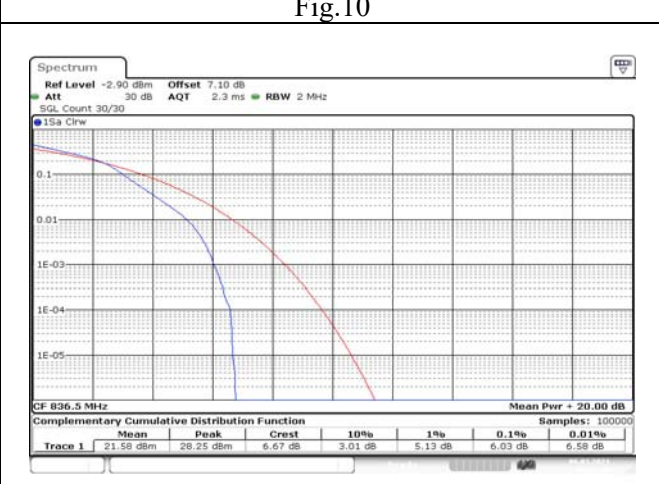


Fig.12

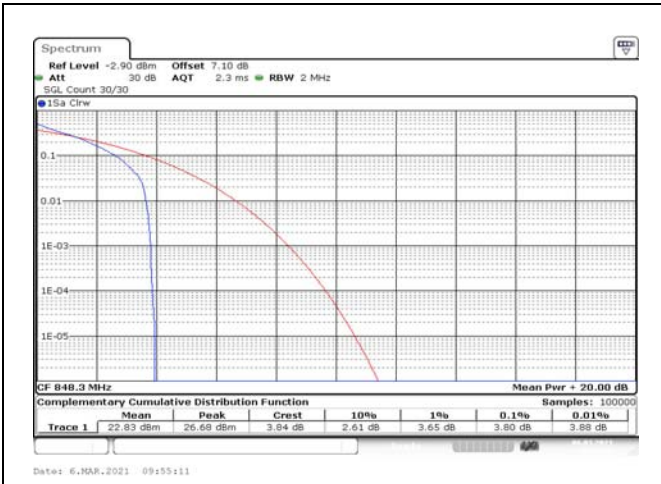


Fig.13

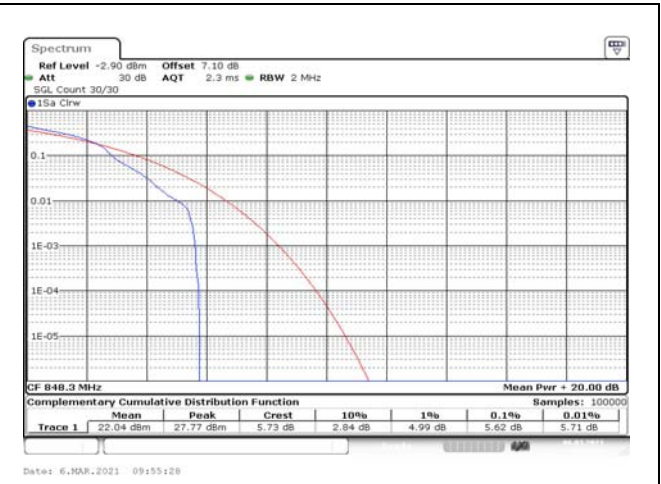


Fig.14

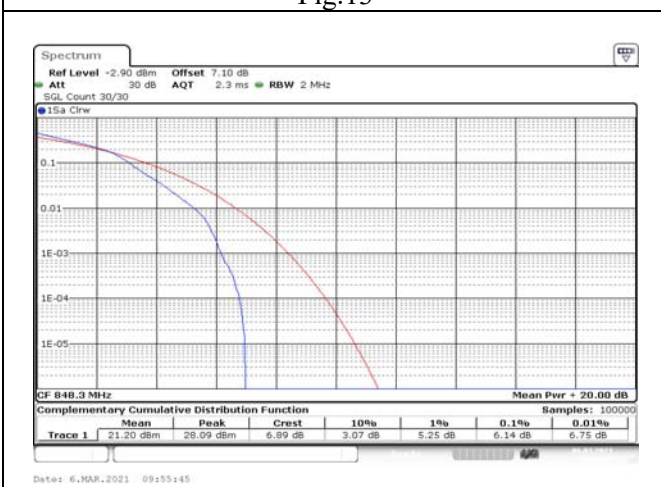


Fig.15

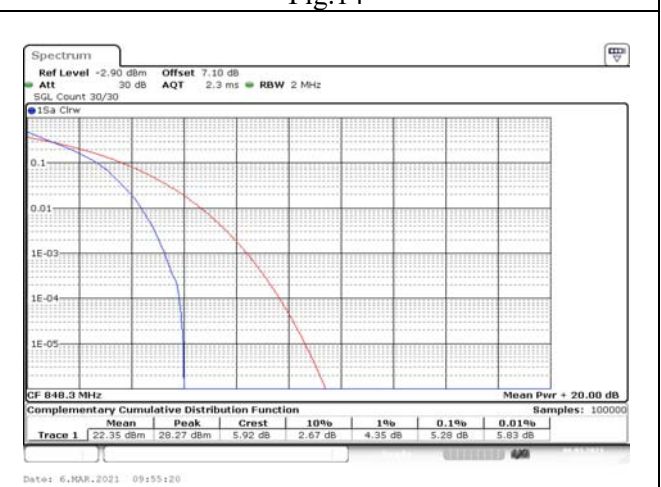


Fig.16

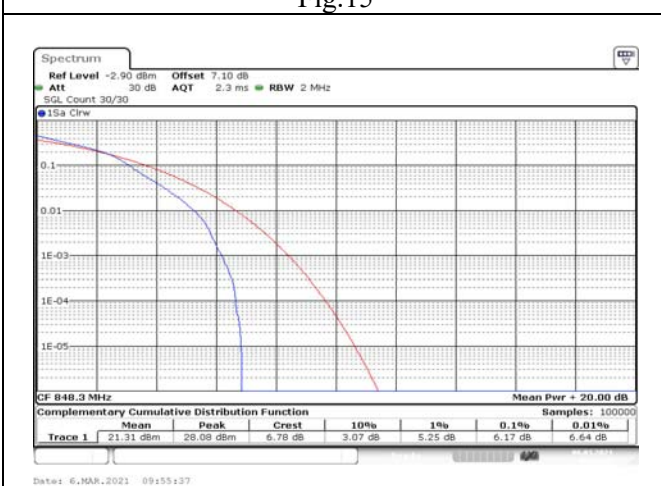


Fig.17

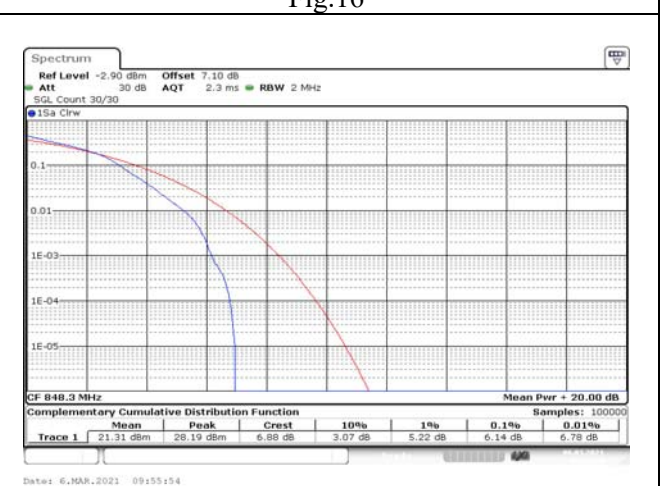


Fig.18

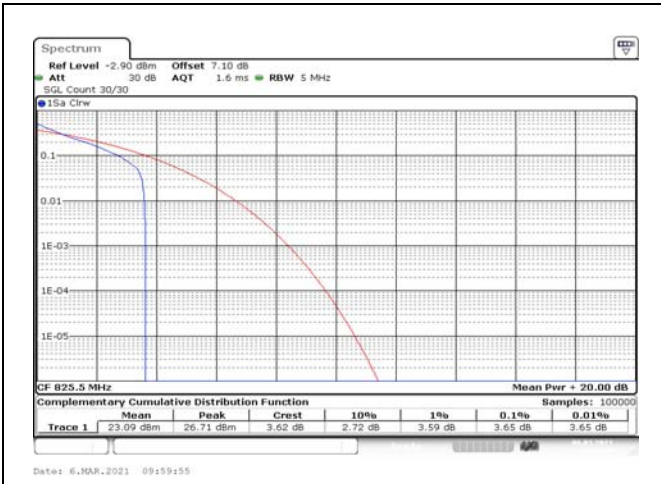


Fig.19

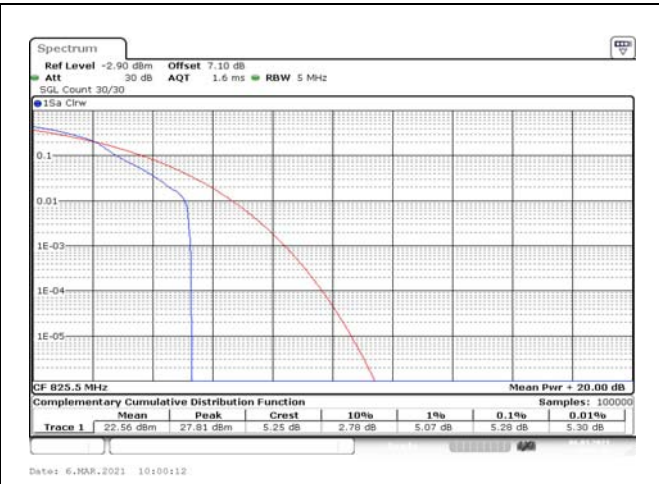


Fig.20

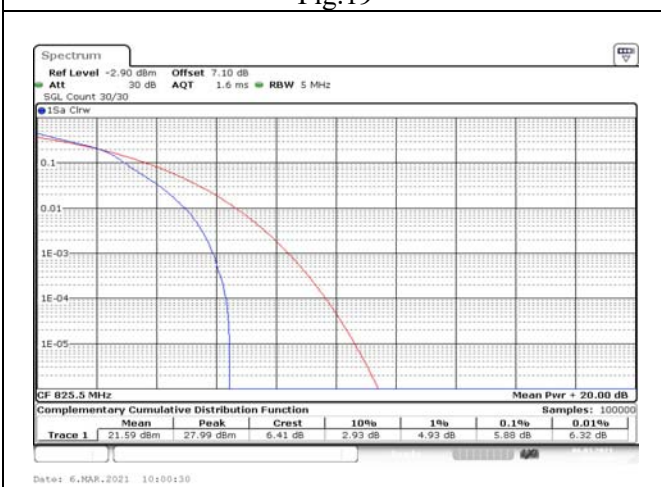


Fig.21

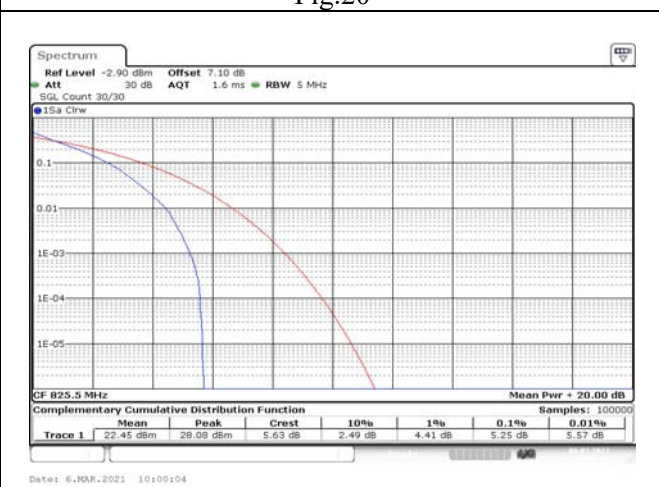


Fig.22

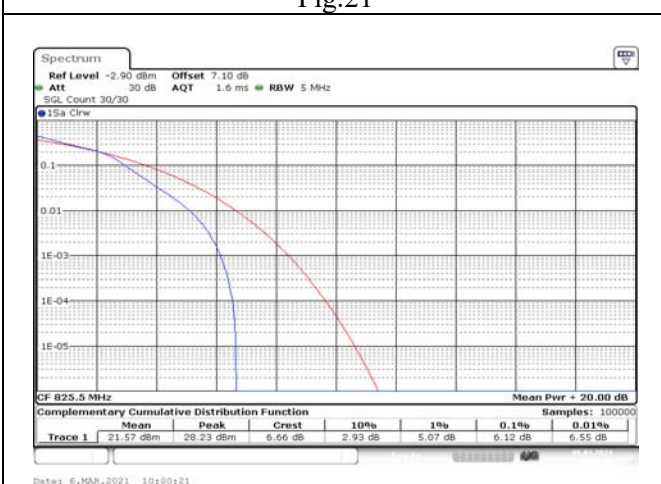


Fig.23

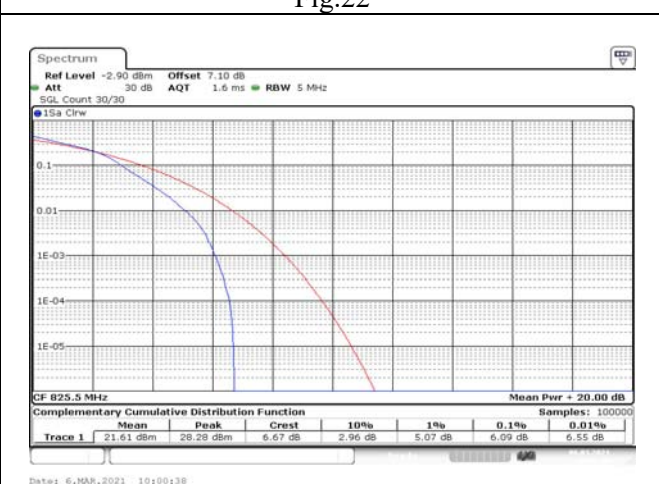


Fig.24

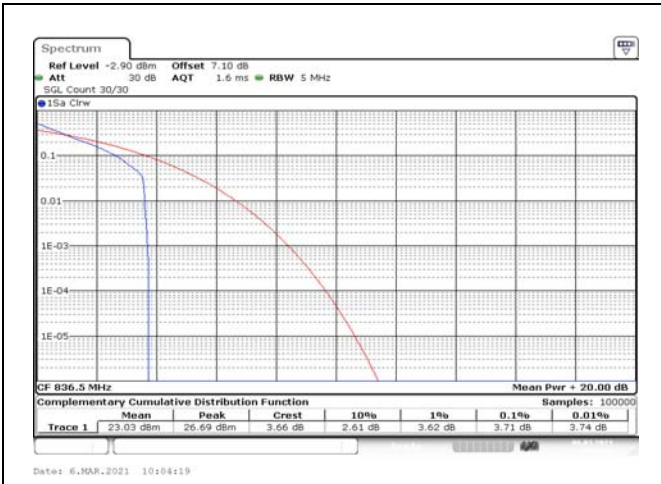


Fig.25

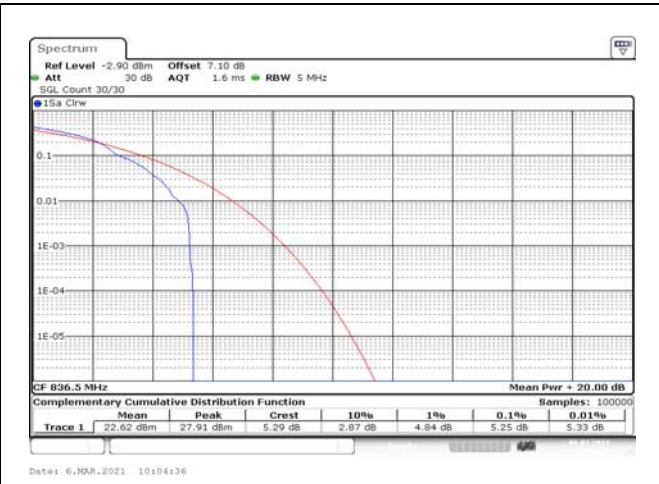


Fig.26

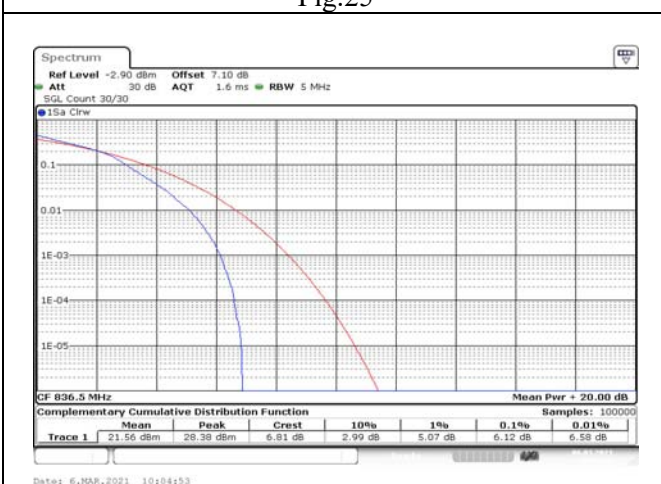


Fig.27

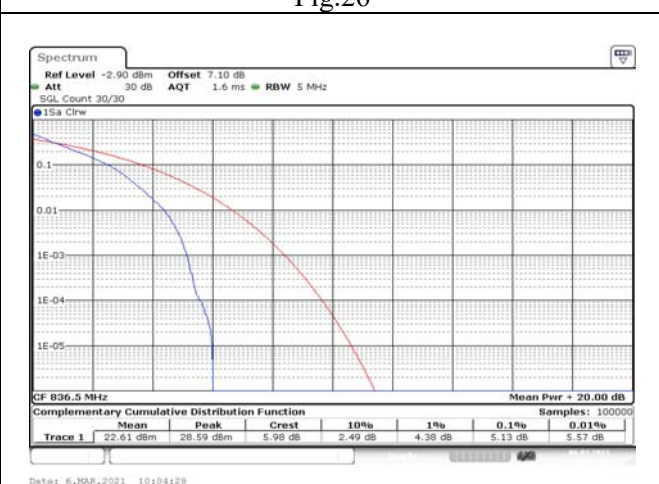


Fig.28

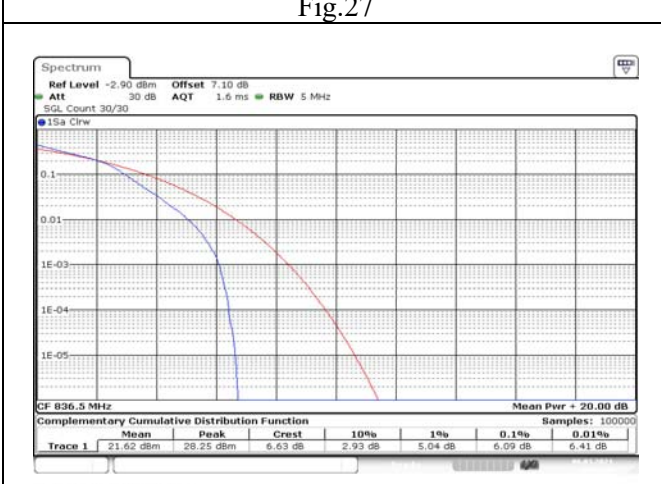


Fig.29

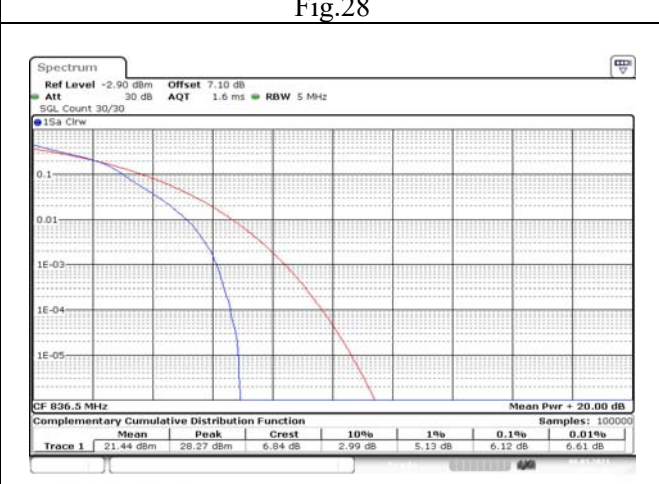


Fig.30

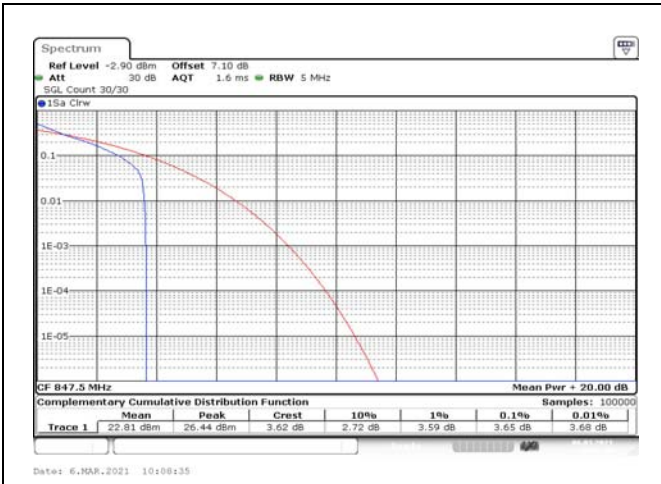


Fig.31

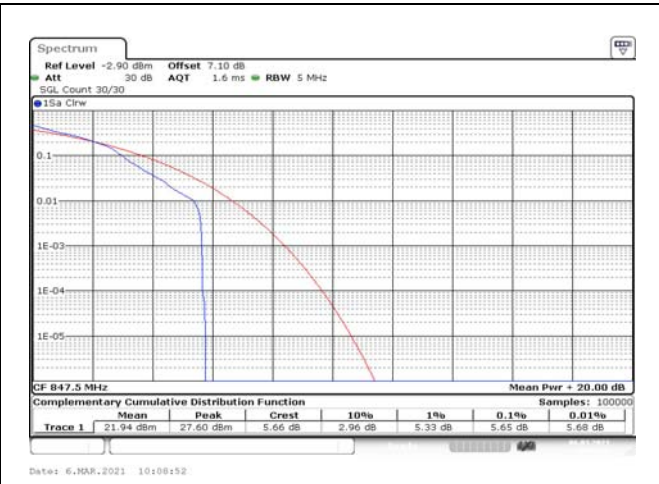


Fig.32

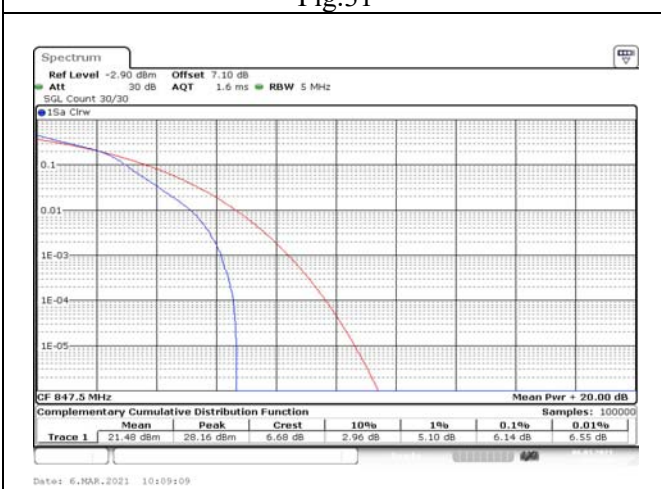


Fig.33

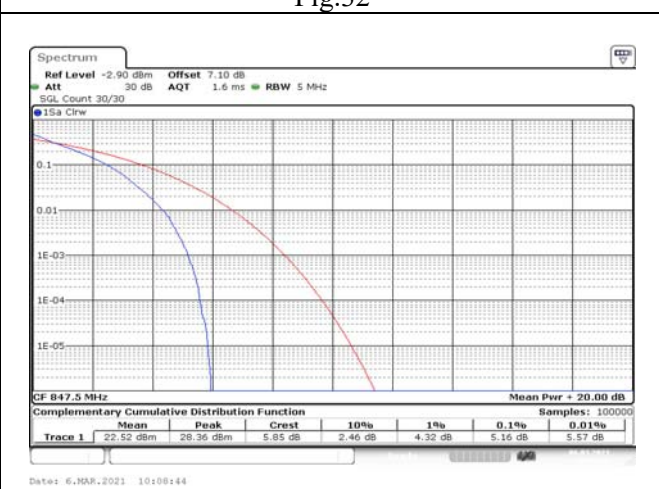


Fig.34

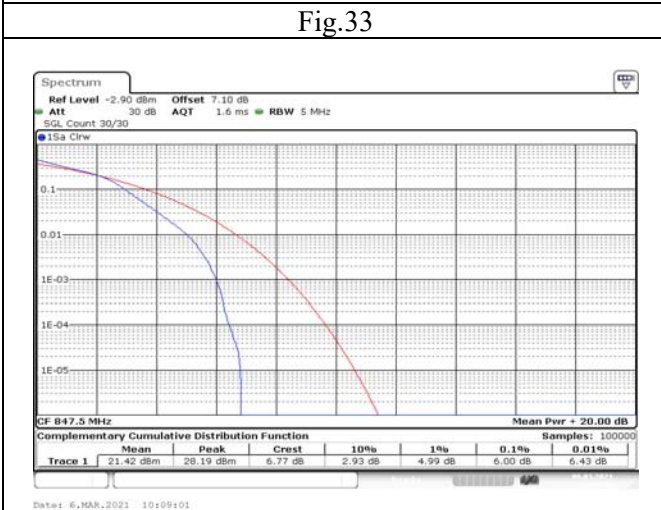


Fig.35

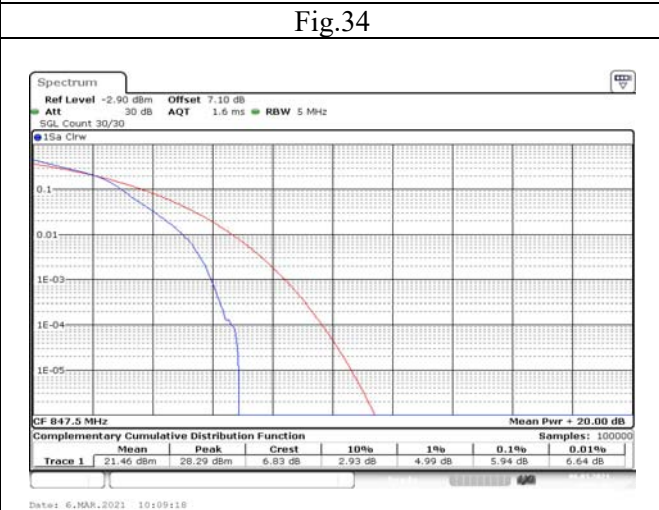


Fig.36

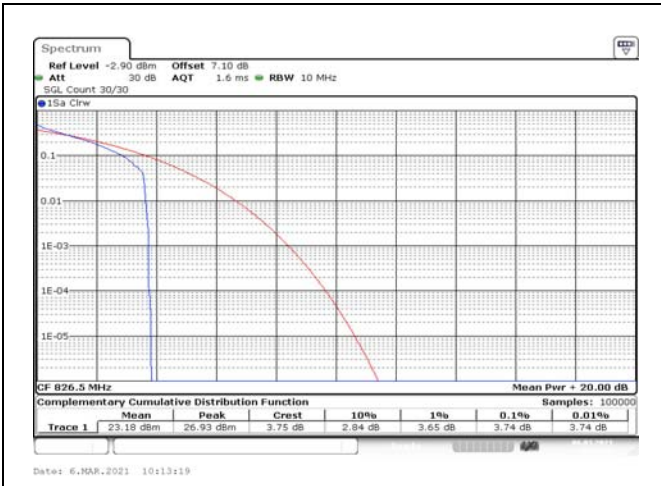


Fig.37

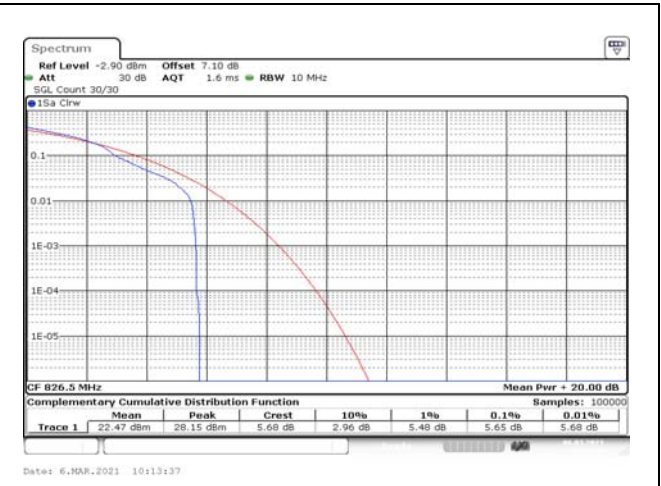


Fig.38

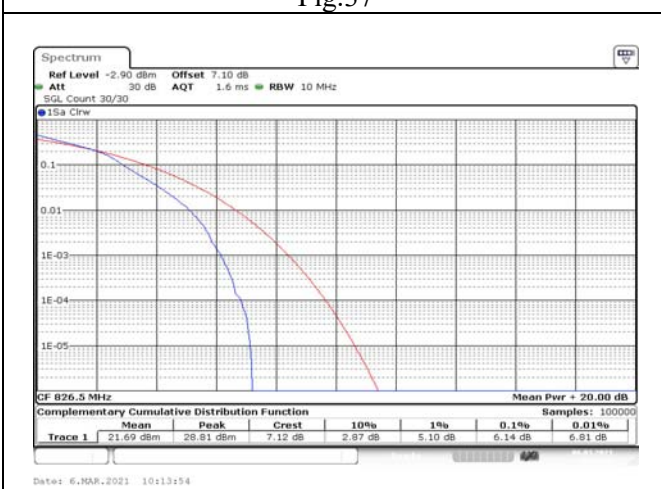


Fig.39

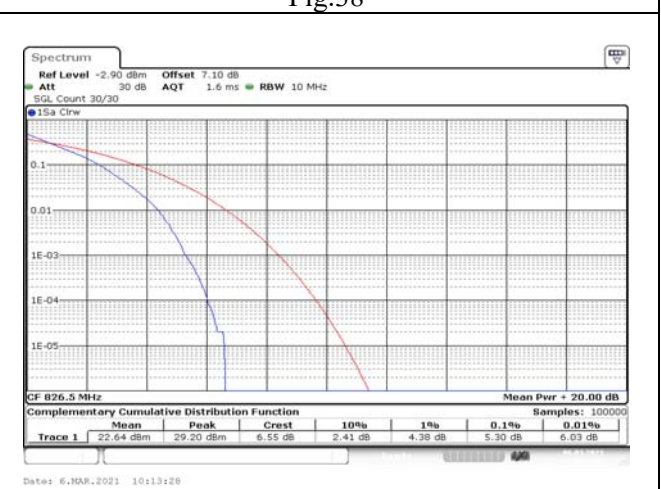


Fig.40

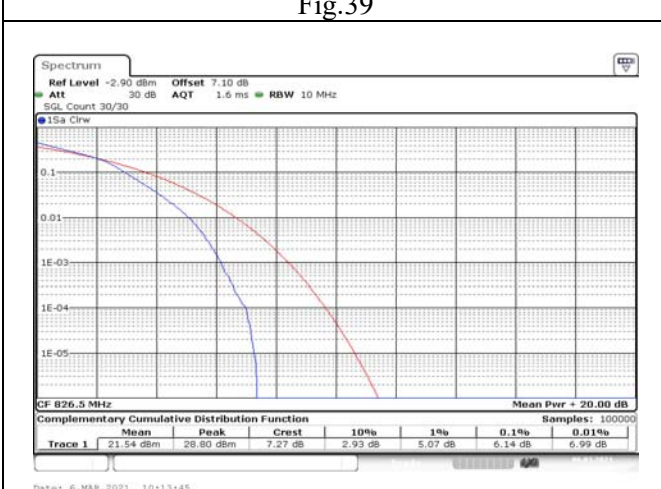


Fig.41

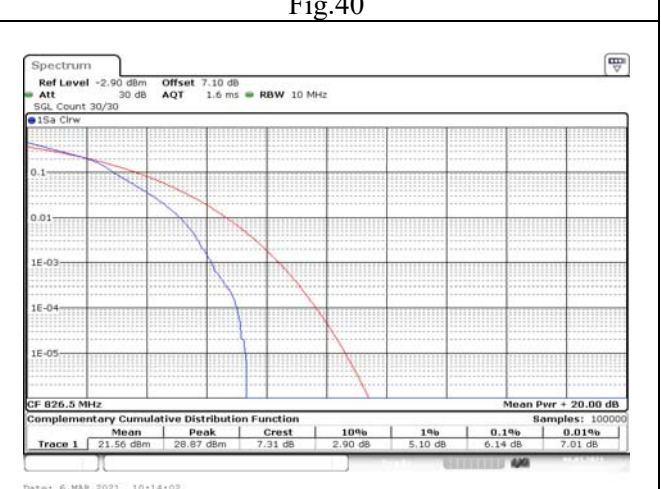


Fig.42

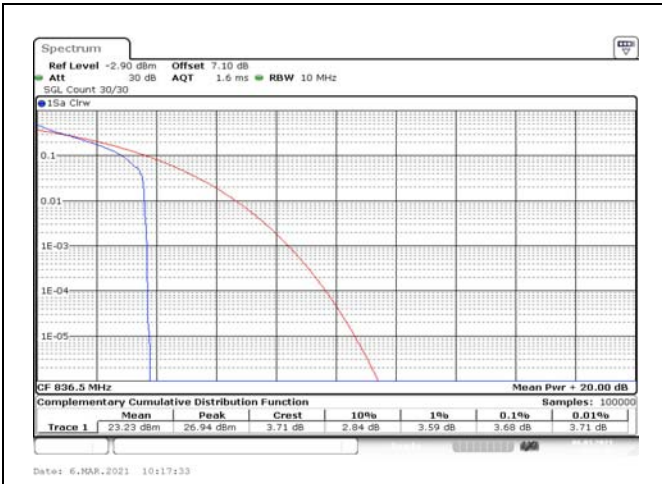


Fig.43

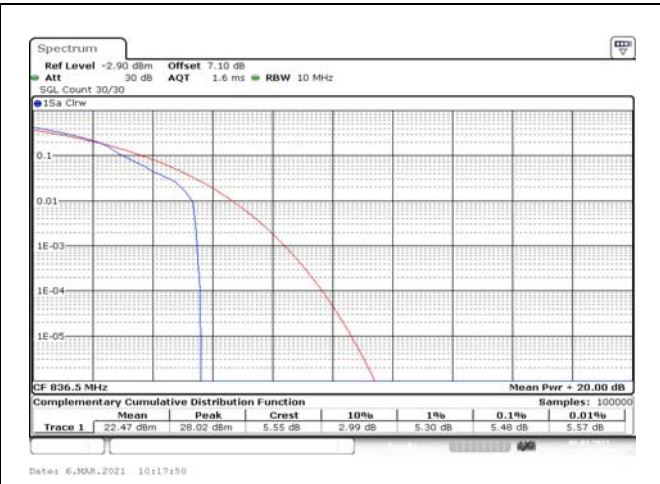


Fig.44

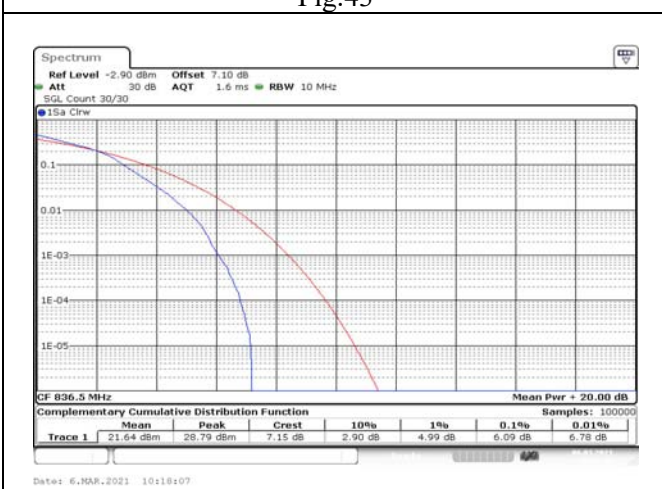


Fig.45

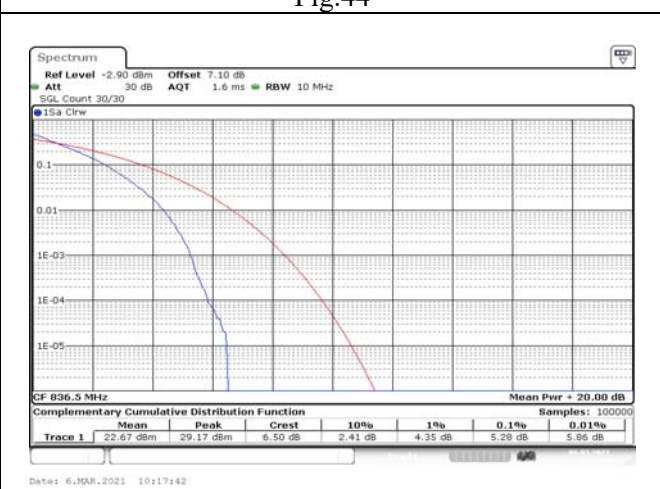


Fig.46

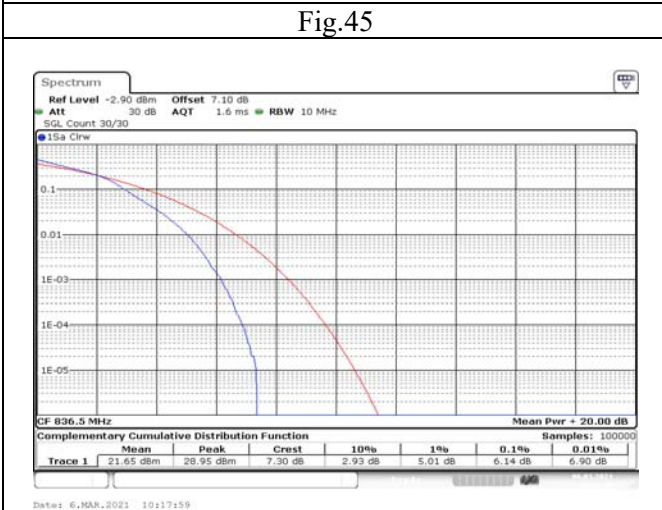


Fig.47

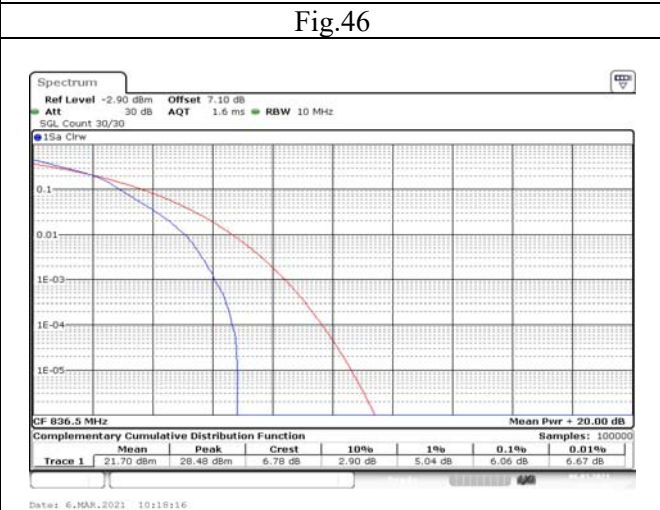


Fig.48

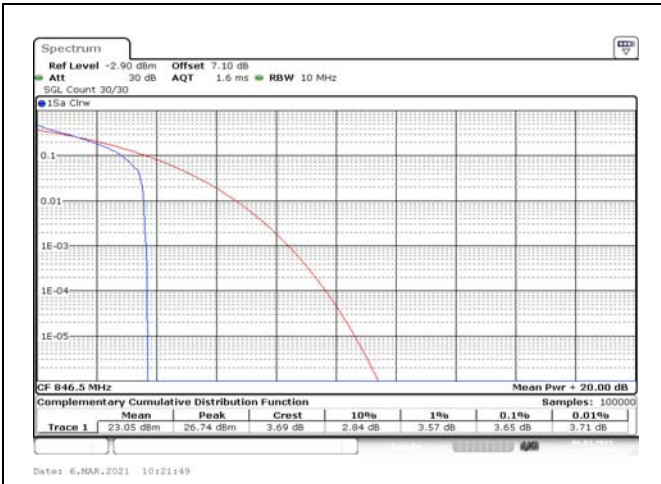


Fig.49

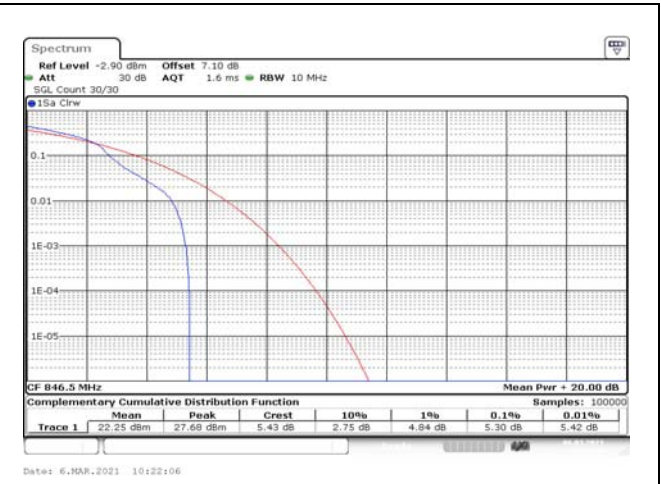


Fig.50

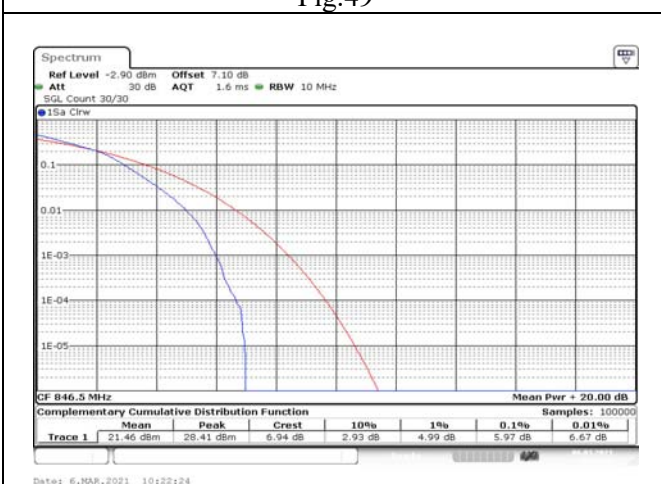


Fig.51

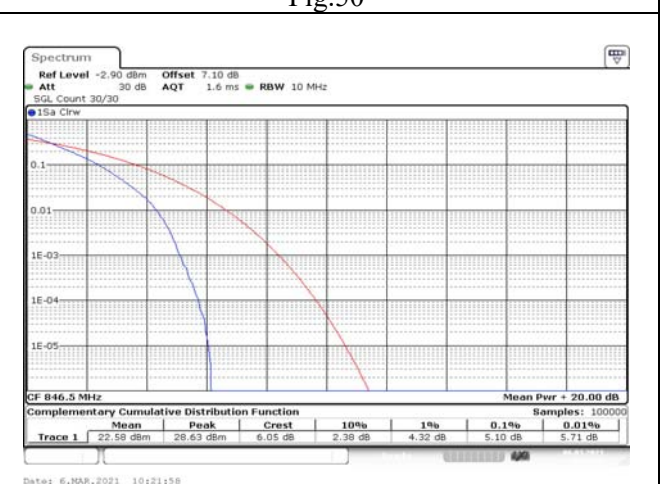


Fig.52

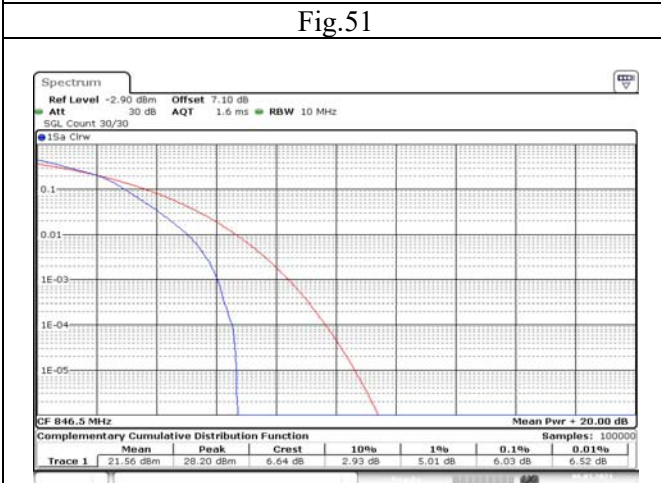


Fig.53

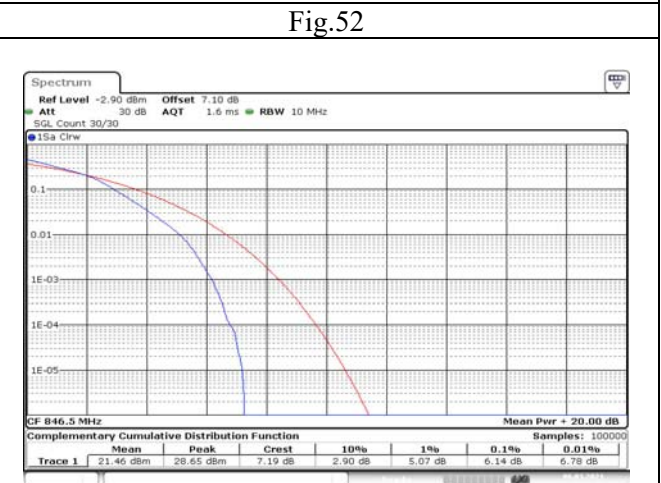


Fig.54

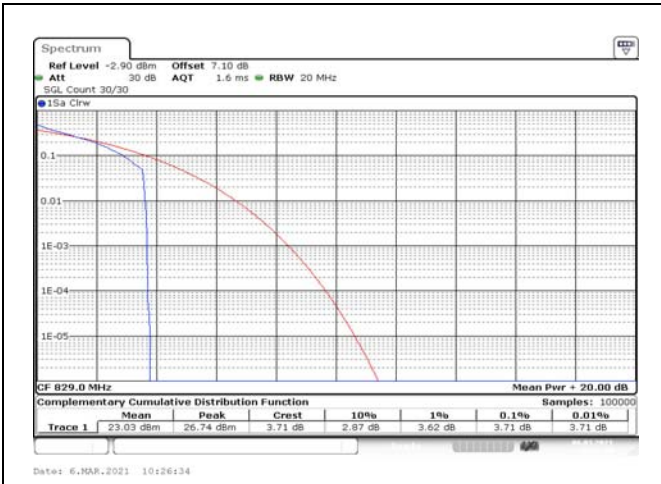


Fig.55

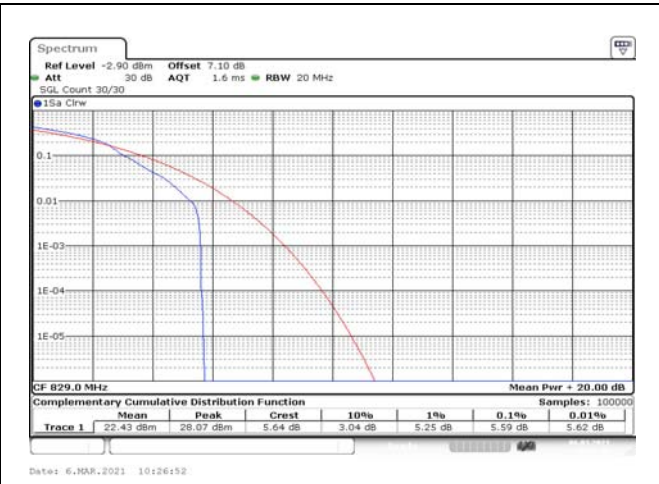


Fig.56

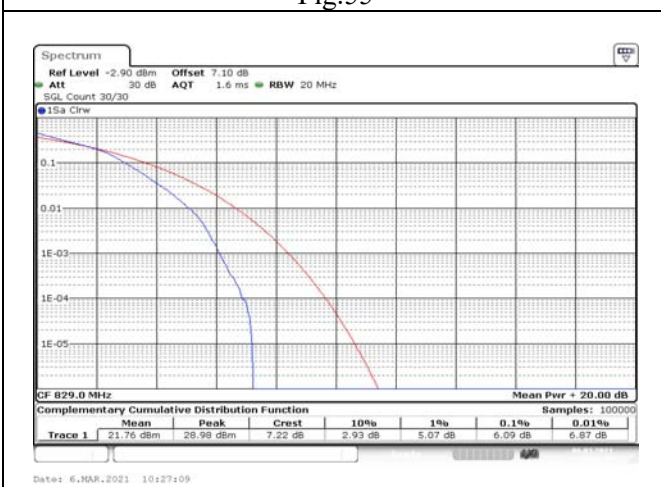


Fig.57

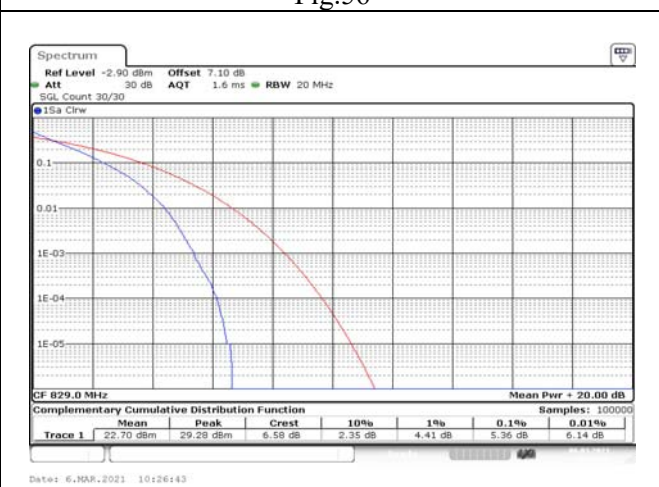


Fig.58

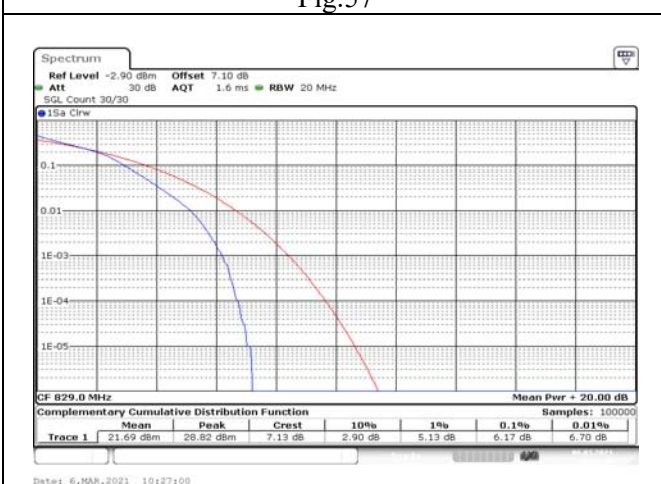


Fig.59

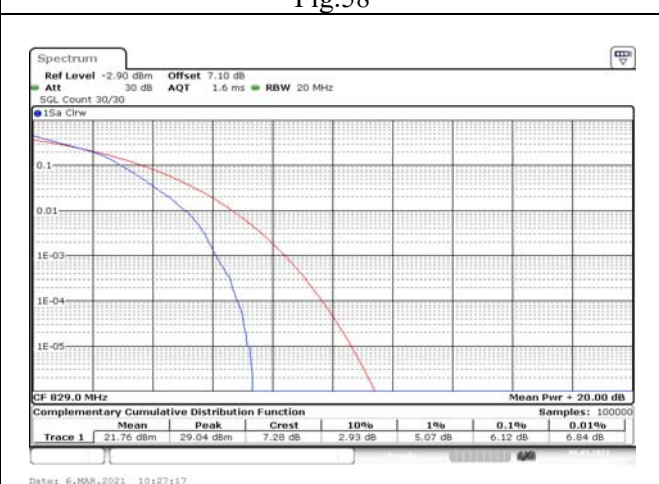


Fig.60

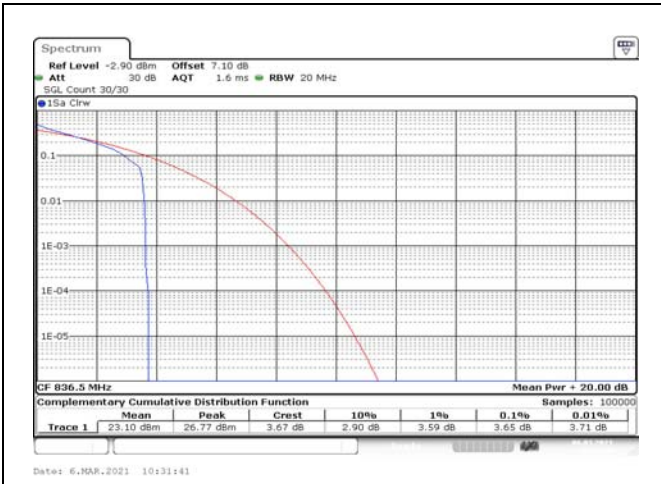


Fig.61

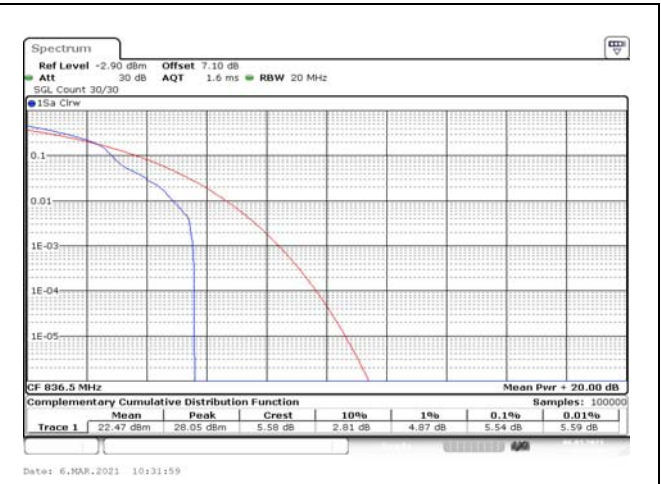


Fig.62

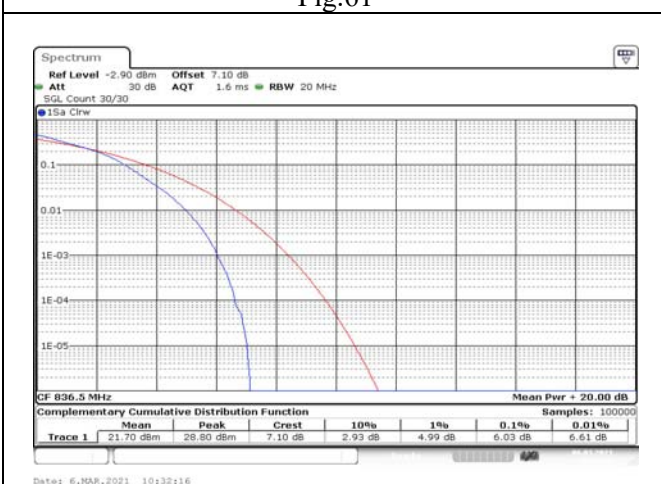


Fig.63

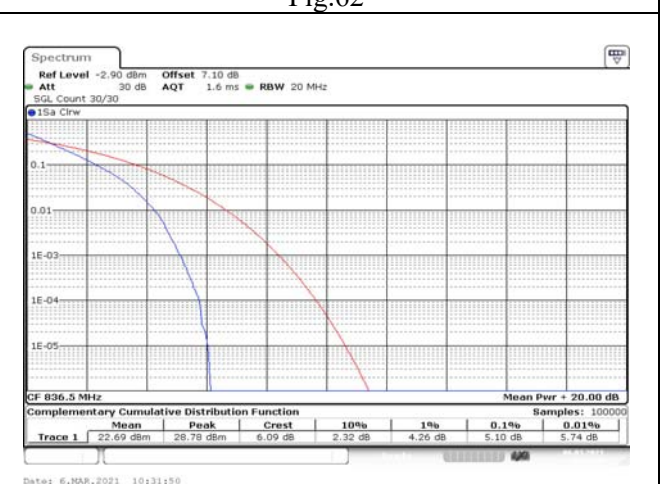


Fig.64

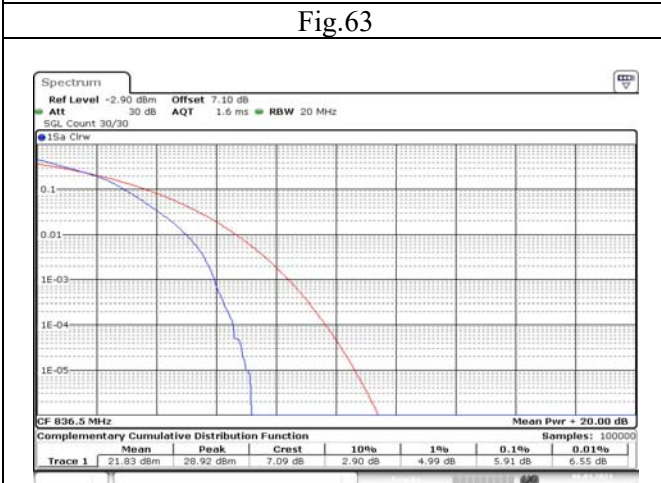


Fig.65

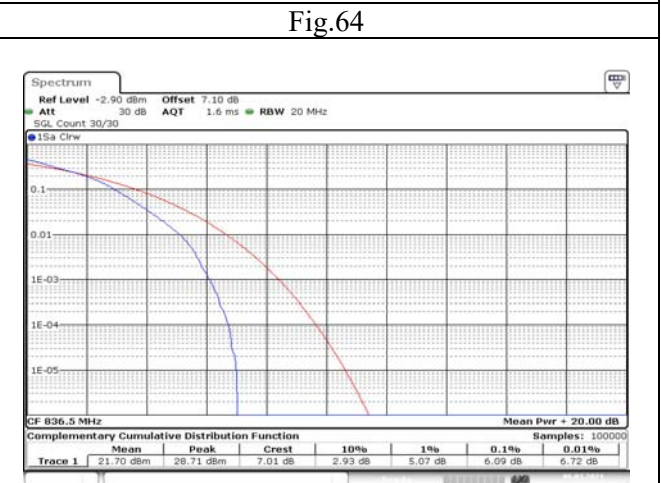


Fig.66

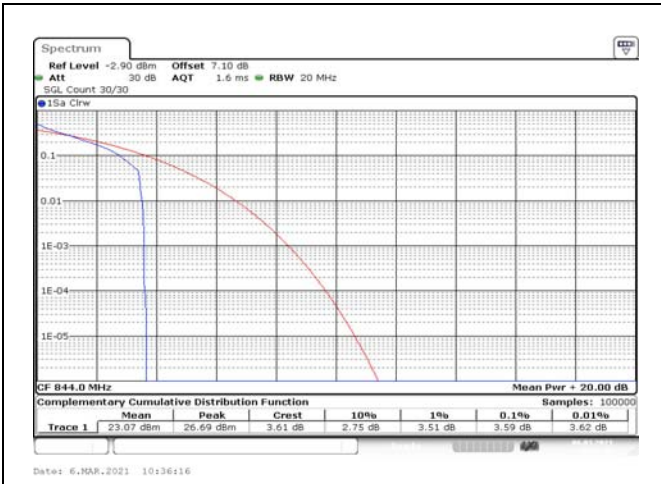


Fig.67

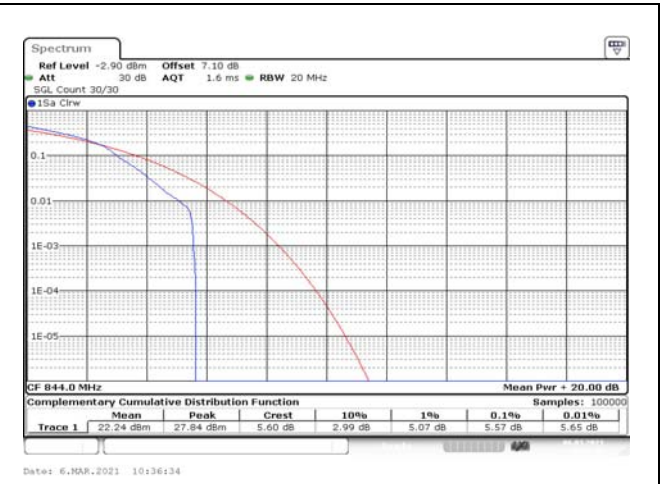


Fig.68

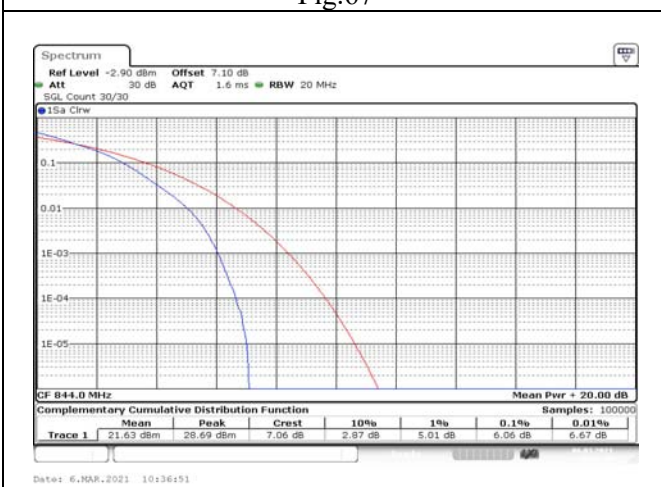


Fig.69

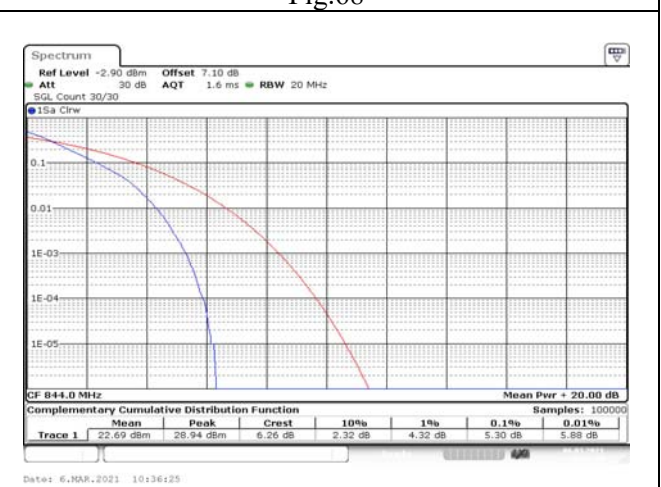


Fig.70

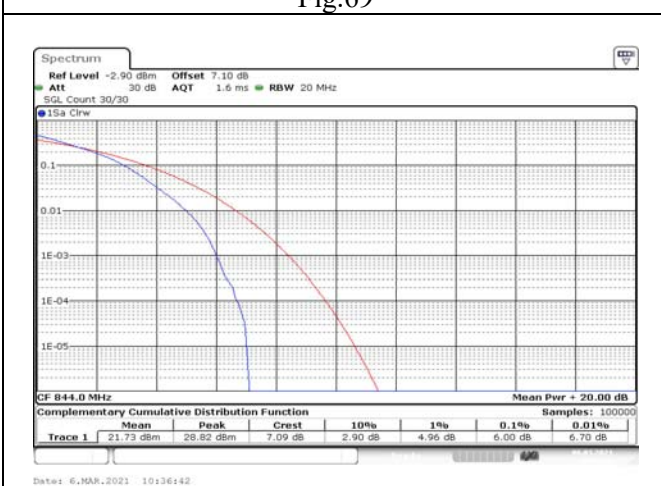


Fig.71

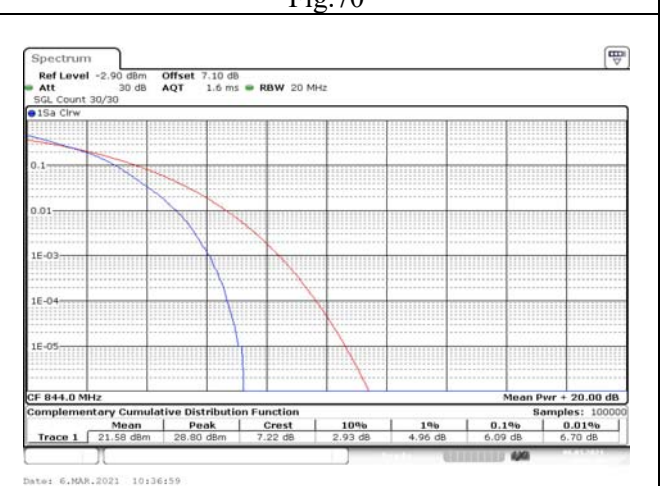


Fig.72

5 Spurious Emissions at antenna terminal

Band	Carrier frequency (MHz)	Channel	BW	RB Size	RB Offset	Conducted Spurious Plot
						QPSK
5	829	20450	10	1	0	Fig.1
	836.5	20525		1	0	Fig.2
	844	20600		1	0	Fig.3

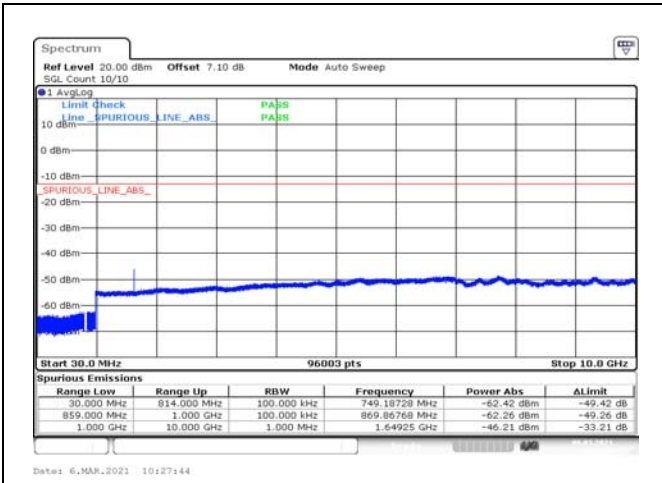


Fig.1

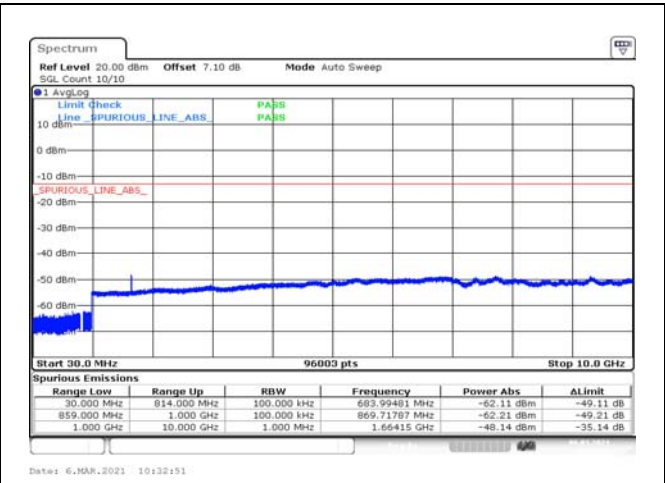


Fig.2

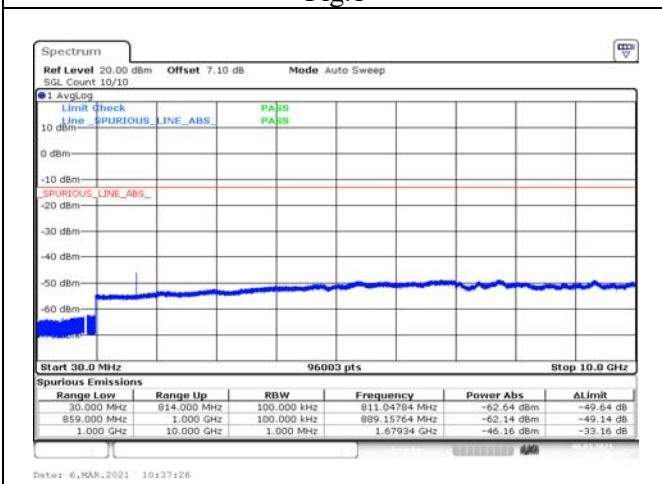


Fig.3

6 Band Edges Compliance

Band	Carrier frequency (MHz)	Channel	BW	RB Size	RB Offset	Band Edges Plot
						QPSK
5	824.7	20407	1.4	1	0	Fig.1
				6	0	Fig.2
	848.3	20643		1	5	Fig.3
				6	0	Fig.4
	825.5	20415	3	1	0	Fig.5
				15	0	Fig.6
				1	14	Fig.7
	847.5	20635		15	0	Fig.8
				1	0	Fig.9
	826.5	20425		5	25	0
			1		24	Fig.11
			25		0	Fig.12
	846.5	20625	1		0	Fig.13
			50		0	Fig.14
	829	20450	10		1	49
				50	0	Fig.16
844	20600	1		49	Fig.15	
		50		0	Fig.16	

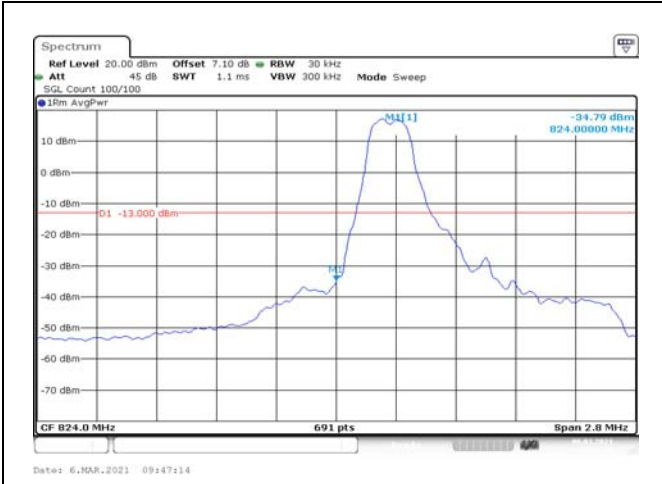


Fig.1



Fig.2

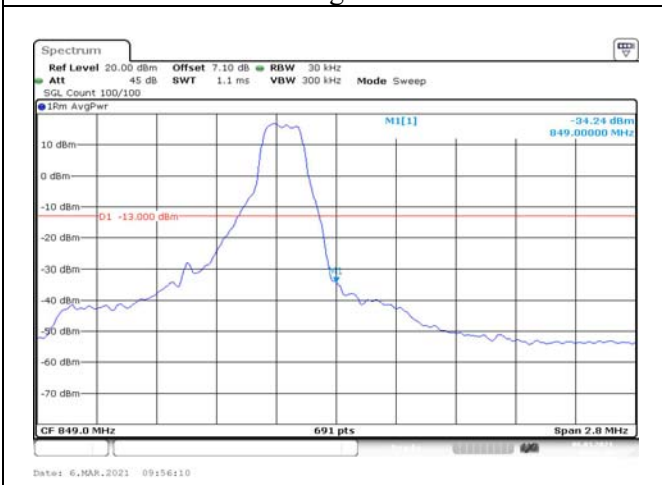


Fig.3

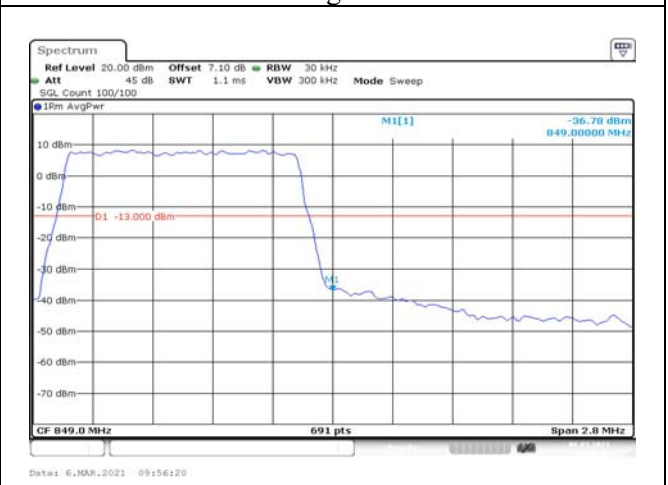


Fig.4

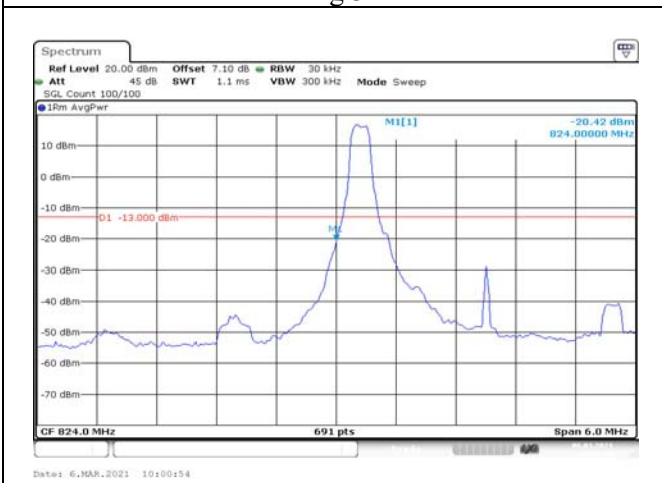


Fig.5

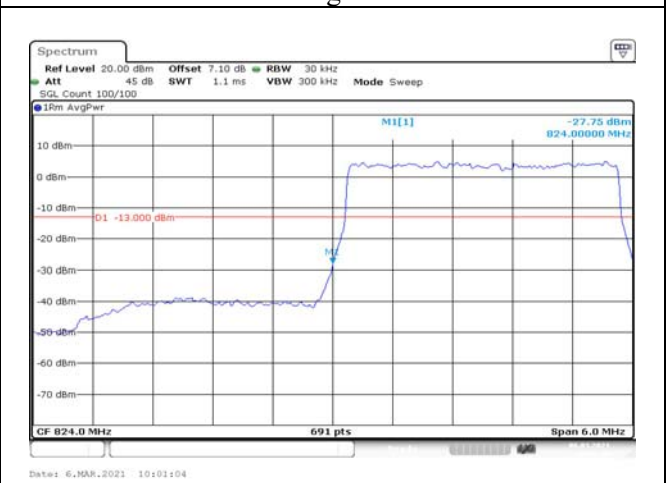


Fig.6

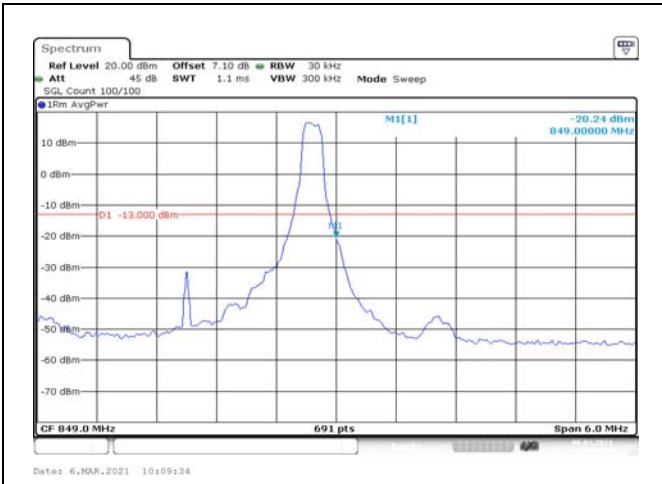


Fig.7

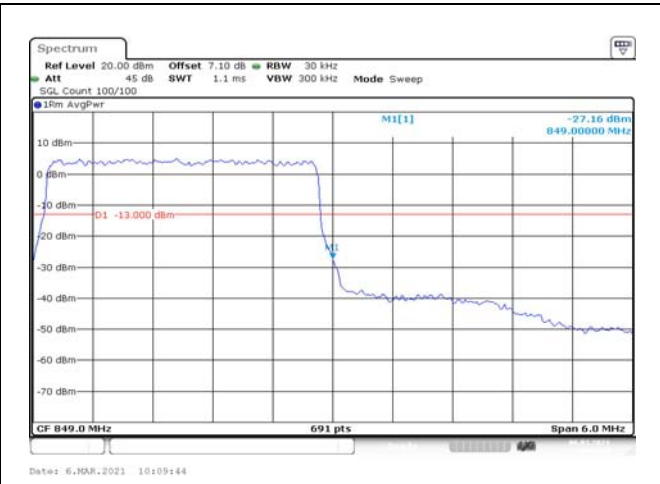


Fig.8

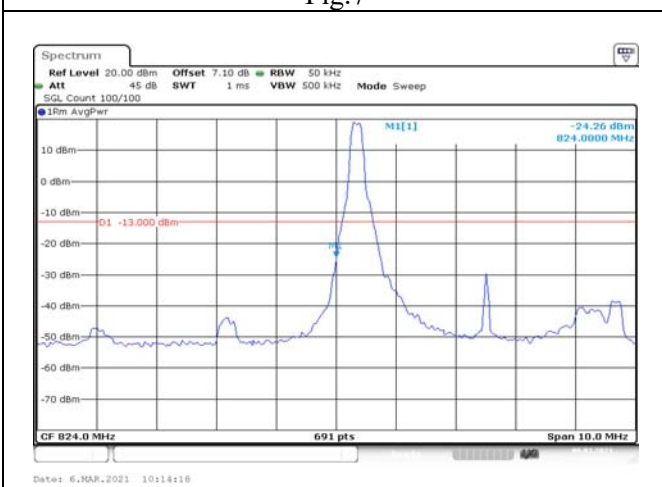


Fig.9

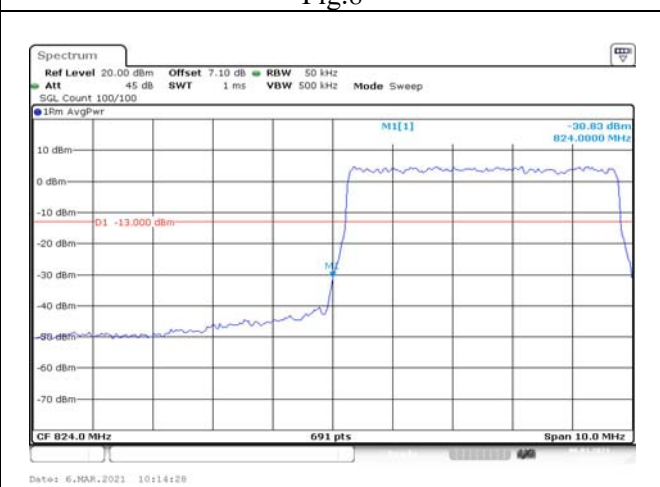


Fig.10

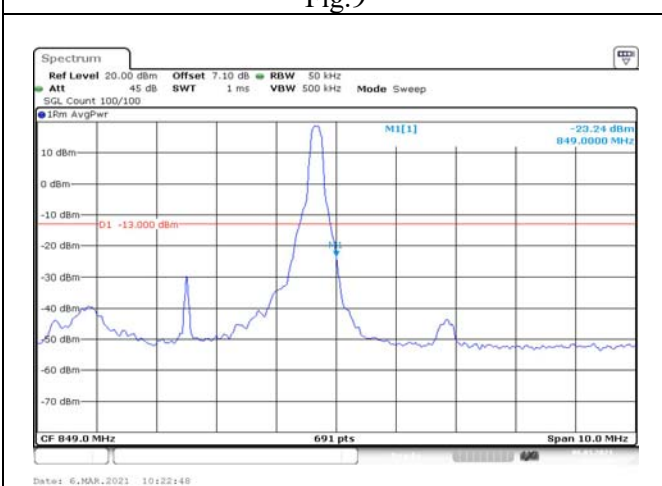


Fig.11

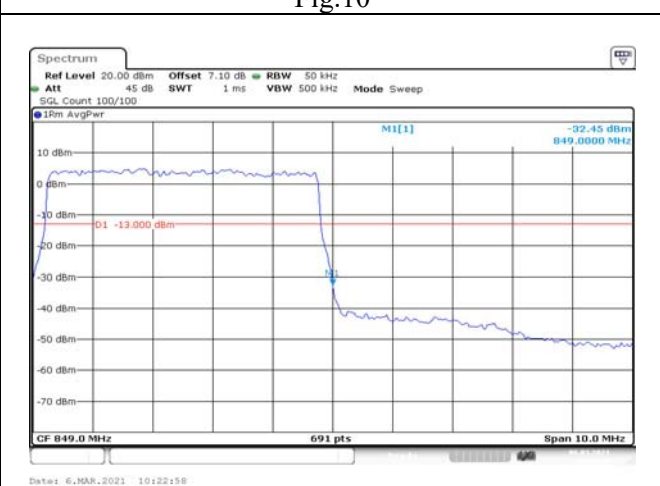


Fig.12

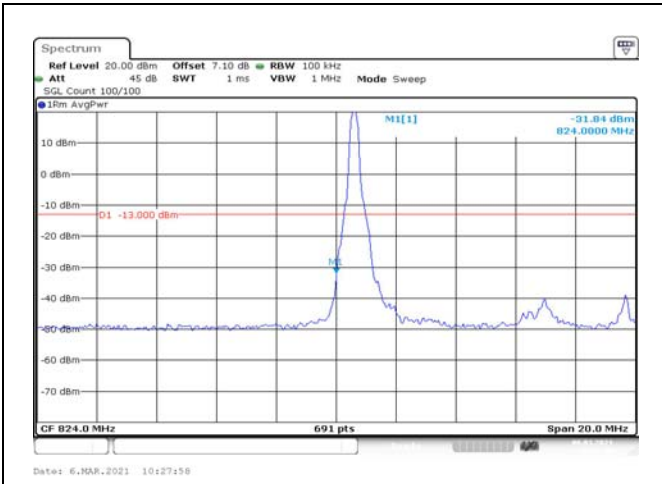


Fig.13

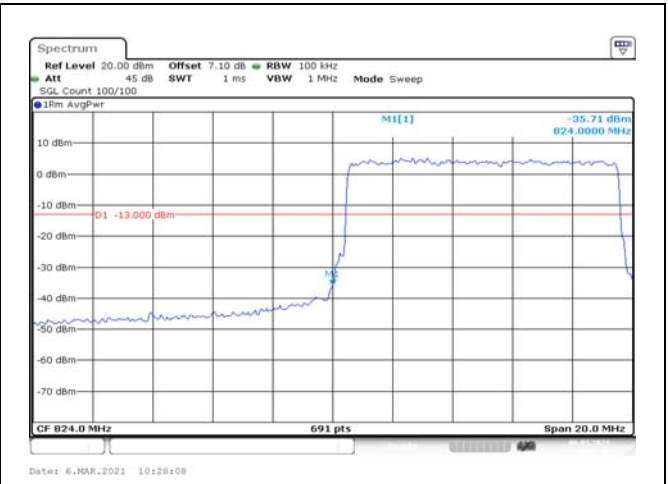


Fig.14

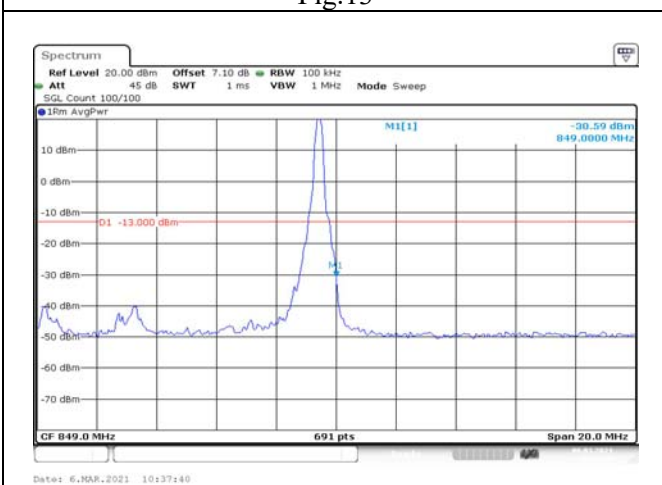


Fig.15

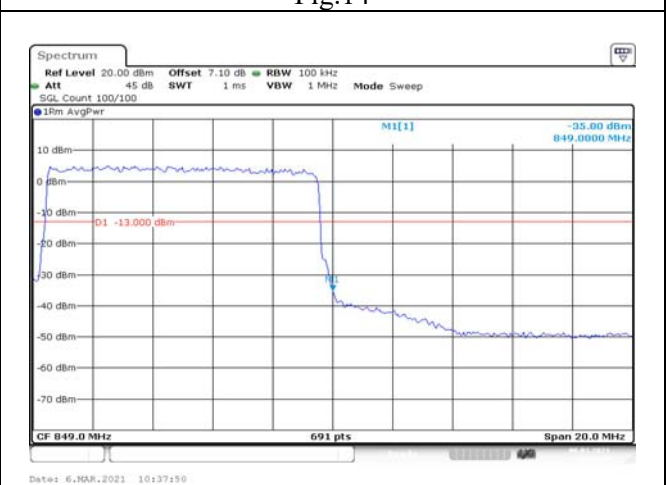


Fig.16

7 Frequency Stability

Temperature(°C)	Voltage	Test Result (ppm) Band5 Low Channel QPSK					
		1.4M	3M	5M	10M	15M	20M
-30	NV	-0.026	0.005	0.001	0.008	---	---
-20	NV	0.003	0.000	-0.005	0.003	---	---
-10	NV	0.003	0.003	0.001	0.003	---	---
0	NV	0.002	0.003	-0.003	0.001	---	---
+10	NV	-0.026	0.005	0.001	0.008	---	---
+20	NV	0.000	0.000	0.000	0.000	---	---
+30	NV	-0.010	0.004	0.001	0.004	---	---
+40	NV	0.000	0.004	-0.001	0.000	---	---
+50	NV	-0.013	0.000	0.004	0.010	---	---
+20	LV	-0.005	0.005	-0.003	0.002	---	---
+20	HV	0.008	0.000	-0.001	0.002	---	---

Temperature(°C)	Voltage	Test Result (ppm) Band5 High Channel QPSK					
		1.4M	3M	5M	10M	15M	20M
-30	NV	0.005	0.000	-0.001	0.006	---	---
-20	NV	0.002	0.005	0.000	0.010	---	---
-10	NV	0.001	0.005	0.003	0.001	---	---
0	NV	0.008	0.003	-0.001	0.002	---	---
+10	NV	-0.012	-0.006	0.003	0.005	---	---
+20	NV	0.000	0.000	0.000	0.000	---	---
+30	NV	-0.005	0.006	-0.003	0.008	---	---
+40	NV	0.005	0.000	-0.001	0.006	---	---
+50	NV	0.018	0.007	-0.003	0.010	---	---
+20	LV	0.010	0.007	0.001	0.008	---	---
+20	HV	-0.010	0.005	0.004	0.006	---	---

8 Effective Radiated Power and Effective Isotropic Radiated Power

Modulation	Carrier frequency (MHz)	UL Channel	BW	RB Size	RB Offset	Conduct ed power (dBm)	ERP/ EIRP (dBm)	ERP/ EIRP (W)
QPSK	824.7	20407	1.4	1	0	23.66	16.31	0.043
				1	3	23.87	16.52	0.045
				1	5	23.73	16.38	0.043
				3	0	22.77	15.42	0.035
				3	1	22.79	15.44	0.035
				3	3	22.82	15.47	0.035
	6	0		21.88	14.53	0.028		
	836.5	20525		1	0	23.72	16.37	0.043
				1	3	23.76	16.41	0.044
				1	5	23.83	16.48	0.044
				3	0	22.77	15.42	0.035
				3	1	22.74	15.39	0.035
				3	3	22.81	15.46	0.035
	848.3	20643		6	0	21.87	14.52	0.028
				1	0	23.54	16.19	0.042
				1	3	23.55	16.20	0.042
				1	5	23.58	16.23	0.042
				3	0	22.57	15.22	0.033
3			1	22.47	15.12	0.033		
16QAM	824.7	20407	3	3	22.44	15.09	0.032	
			6	0	21.65	14.30	0.027	
			1	0	22.95	15.60	0.036	
			1	3	22.95	15.60	0.036	
			1	5	23.00	15.65	0.037	
			3	0	21.98	14.63	0.029	
	836.5	20525	3	1	21.95	14.60	0.029	
			3	3	21.84	14.49	0.028	
			6	0	21.02	13.67	0.023	
			1	0	22.91	15.56	0.036	
			1	3	22.84	15.49	0.035	
			1	5	22.98	15.63	0.037	
	848.3	20643	3	0	21.81	14.46	0.028	
			3	1	21.88	14.53	0.028	
			3	3	21.92	14.57	0.029	
			6	0	20.91	13.56	0.023	
			1	0	22.83	15.48	0.035	
			1	3	22.71	15.36	0.034	
			1	5	22.74	15.39	0.035	
			3	0	21.73	14.38	0.027	
			3	1	21.85	14.50	0.028	
			3	3	21.89	14.54	0.028	
			6	0	20.60	13.25	0.021	

Modulation	Carrier frequency (MHz)	UL Channel	BW	RB Size	RB Offset	Conduct ed power (dBm)	ERP/ EIRP (dBm)	ERP/ EIRP (W)
64QAM	824.7	20407	1.4	1	0	21.79	14.44	0.028
				1	3	21.86	14.51	0.028
				1	5	21.92	14.57	0.029
				3	0	20.92	13.57	0.023
				3	1	20.88	13.53	0.023
				3	3	20.71	13.36	0.022
	836.5	20525		1	0	22.02	14.67	0.029
				1	3	21.94	14.59	0.029
				1	5	21.92	14.57	0.029
				3	0	20.99	13.64	0.023
				3	1	20.92	13.57	0.023
				3	3	20.92	13.57	0.023
	848.3	20643		6	0	19.95	12.60	0.018
				1	0	21.53	14.18	0.026
				1	3	21.57	14.22	0.026
				1	5	21.60	14.25	0.027
				3	0	20.50	13.15	0.021
				3	1	20.60	13.25	0.021
				3	3	20.60	13.25	0.021
				6	0	19.60	12.25	0.017

Modulation	Carrier frequency (MHz)	UL Channel	BW	RB Size	RB Offset	Conduct ed power (dBm)	ERP/ EIRP (dBm)	ERP/ EIRP (W)	
QPSK	825.5	20415	3	1	0	23.84	16.49	0.045	
				1	8	23.76	16.41	0.044	
				1	14	23.83	16.48	0.044	
				8	0	22.93	15.58	0.036	
				8	4	22.92	15.57	0.036	
				8	7	22.82	15.47	0.035	
	836.5	20525		15	0	21.93	14.58	0.029	
				1	0	23.90	16.55	0.045	
				1	8	23.88	16.53	0.045	
				1	14	23.84	16.49	0.045	
				8	0	22.89	15.54	0.036	
				8	4	22.80	15.45	0.035	
				8	7	22.80	15.45	0.035	
				15	0	21.94	14.59	0.029	
				847.5	20635	1	0	23.71	16.36
1	8	23.62	16.27			0.042			
1	14	23.61	16.26			0.042			
8	0	22.81	15.46			0.035			
8	4	22.78	15.43			0.035			
8	7	22.81	15.46			0.035			
15	0	21.80	14.45			0.028			
16QAM	825.5	20415	1			0	23.46	16.11	0.041
			1			8	23.36	16.01	0.040
			1	14	23.57	16.22	0.042		
			8	0	22.18	14.83	0.030		
			8	4	22.29	14.94	0.031		
			8	7	21.99	14.64	0.029		
	836.5	20525	15	0	20.99	13.64	0.023		
			1	0	23.53	16.18	0.041		
			1	8	23.42	16.07	0.040		
			1	14	23.63	16.28	0.042		
			8	0	22.23	14.88	0.031		
			8	4	22.35	15.00	0.032		
			8	7	22.12	14.77	0.030		
			15	0	21.00	13.65	0.023		
			847.5	20635	1	0	23.38	16.03	0.040
	1	8			23.29	15.94	0.039		
	1	14			23.27	15.92	0.039		
	8	0			22.15	14.80	0.030		
8	4	22.14			14.79	0.030			
8	7	21.89			14.54	0.028			
15	0	20.82			13.47	0.022			

Modulation	Carrier frequency (MHz)	UL Channel	BW	RB Size	RB Offset	Conduct ed power (dBm)	ERP/ EIRP (dBm)	ERP/ EIRP (W)
64QAM	825.5	20415	3	1	0	21.99	14.64	0.029
				1	8	21.98	14.63	0.029
				1	14	21.99	14.64	0.029
				8	0	20.99	13.64	0.023
				8	4	20.99	13.64	0.023
				8	7	20.96	13.61	0.023
	15	0		19.99	12.64	0.018		
	836.5	20525		1	0	22.00	14.65	0.029
				1	8	21.99	14.64	0.029
				1	14	21.74	14.39	0.027
				8	0	21.05	13.70	0.023
				8	4	20.91	13.56	0.023
				8	7	21.04	13.69	0.023
	15	0		20.05	12.70	0.019		
	847.5	20635		1	0	21.91	14.56	0.029
				1	8	21.81	14.46	0.028
				1	14	21.92	14.57	0.029
				8	0	20.75	13.40	0.022
8			4	20.81	13.46	0.022		
8			7	20.82	13.47	0.022		
15	0	19.92	12.57	0.018				

Modulation	Carrier frequency (MHz)	UL Channel	BW	RB Size	RB Offset	Conduct ed power (dBm)	ERP/ EIRP (dBm)	ERP/ EIRP (W)
QPSK	826.5	20425	5	1	0	23.96	16.61	0.046
				1	12	23.86	16.51	0.045
				1	24	23.75	16.40	0.044
				12	0	22.95	15.60	0.036
				12	7	22.93	15.58	0.036
				12	13	22.93	15.58	0.036
	25	0		21.94	14.59	0.029		
	1	0		23.92	16.57	0.045		
	1	12		23.83	16.48	0.044		
	1	24		23.72	16.37	0.043		
	12	0		22.91	15.56	0.036		
	12	7		22.86	15.51	0.036		
	12	13		22.87	15.52	0.036		
	25	0		21.85	14.50	0.028		
	1	0		23.80	16.45	0.044		
	1	12		23.54	16.19	0.042		
	1	24		23.63	16.28	0.042		
	12	0		22.85	15.50	0.035		
12	7	22.71	15.36	0.034				
12	13	22.84	15.49	0.035				
25	0	21.74	14.39	0.027				
16QAM	826.5	20425	1	0	22.83	15.48	0.035	
			1	12	22.84	15.49	0.035	
			1	24	22.98	15.63	0.037	
			12	0	21.96	14.61	0.029	
			12	7	21.89	14.54	0.028	
			12	13	21.81	14.46	0.028	
	25	0	21.04	13.69	0.023			
	1	0	22.93	15.58	0.036			
	1	12	22.97	15.62	0.036			
	1	24	22.77	15.42	0.035			
	12	0	21.83	14.48	0.028			
	12	7	21.80	14.45	0.028			
	12	13	21.80	14.45	0.028			
	25	0	20.99	13.64	0.023			
	1	0	22.92	15.57	0.036			
	1	12	22.98	15.63	0.037			
	1	24	22.88	15.53	0.036			
	12	0	21.90	14.55	0.029			
12	7	21.82	14.47	0.028				
12	13	21.76	14.41	0.028				
25	0	20.72	13.37	0.022				

Modulation	Carrier frequency (MHz)	UL Channel	BW	RB Size	RB Offset	Conduct ed power (dBm)	ERP/ EIRP (dBm)	ERP/ EIRP (W)
64QAM	826.5	20425	5	1	0	21.98	14.63	0.029
				1	12	21.96	14.61	0.029
				1	24	21.95	14.60	0.029
				12	0	21.00	13.65	0.023
				12	7	20.95	13.60	0.023
				12	13	20.92	13.57	0.023
				25	0	20.00	12.65	0.018
	836.5	20525		1	0	21.99	14.64	0.029
				1	12	21.88	14.53	0.028
				1	24	21.97	14.62	0.029
				12	0	20.93	13.58	0.023
				12	7	20.94	13.59	0.023
				12	13	21.00	13.65	0.023
				25	0	19.90	12.55	0.018
	846.5	20625		1	0	21.87	14.52	0.028
				1	12	21.80	14.45	0.028
				1	24	21.76	14.41	0.028
				12	0	20.69	13.34	0.022
				12	7	20.75	13.40	0.022
				12	13	20.74	13.39	0.022
				25	0	19.75	12.40	0.017

Modulation	Carrier frequency (MHz)	UL Channel	BW	RB Size	RB Offset	Conduct ed power (dBm)	ERP/ EIRP (dBm)	ERP/ EIRP (W)
QPSK	829	20450	10	1	0	23.96	16.61	0.046
				1	25	23.90	16.55	0.045
				1	49	23.82	16.47	0.044
				25	0	22.91	15.56	0.036
				25	12	23.00	15.65	0.037
				25	25	22.98	15.63	0.037
	50	0		22.06	14.71	0.030		
	836.5	20525		1	0	23.99	16.64	0.046
				1	25	23.91	16.56	0.045
				1	49	23.94	16.59	0.046
				25	0	22.95	15.60	0.036
				25	12	22.95	15.60	0.036
				25	25	22.90	15.55	0.036
	50	0		21.97	14.62	0.029		
	844	20600		1	0	23.92	16.57	0.045
1			25	23.68	16.33	0.043		
1			49	23.70	16.35	0.043		
25			0	22.92	15.57	0.036		
25			12	22.88	15.53	0.036		
25			25	22.83	15.48	0.035		
16QAM	829	20450	50	0	21.94	14.59	0.029	
			1	0	22.62	15.27	0.034	
			1	25	22.45	15.10	0.032	
			1	49	22.38	15.03	0.032	
			25	0	21.41	14.06	0.025	
			25	12	21.51	14.16	0.026	
	25	25	21.43	14.08	0.026			
	50	0	20.69	13.34	0.022			
	836.5	20525	1	0	22.84	15.49	0.035	
			1	25	22.89	15.54	0.036	
			1	49	22.75	15.40	0.035	
			25	0	21.92	14.57	0.029	
			25	12	21.94	14.59	0.029	
			25	25	21.91	14.56	0.029	
	50	0	20.96	13.61	0.023			
844	20600	1	0	23.00	15.65	0.037		
		1	25	22.75	15.40	0.035		
		1	49	22.92	15.57	0.036		
		25	0	21.96	14.61	0.029		
		25	12	21.85	14.50	0.028		
		25	25	21.88	14.53	0.028		
50	0	20.97	13.62	0.023				

Modulation	Carrier frequency (MHz)	UL Channel	BW	RB Size	RB Offset	Conduct ed power (dBm)	ERP/ EIRP (dBm)	ERP/ EIRP (W)
64QAM	829	20450	10	1	0	21.99	14.64	0.029
				1	25	21.98	14.63	0.029
				1	49	21.98	14.63	0.029
				25	0	20.99	13.64	0.023
				25	12	20.99	13.64	0.023
				25	25	20.99	13.64	0.023
				50	0	19.98	12.63	0.018
	836.5	20525		1	0	21.96	14.61	0.029
				1	25	21.96	14.61	0.029
				1	49	21.96	14.61	0.029
				25	0	21.03	13.68	0.023
				25	12	20.95	13.60	0.023
				25	25	20.95	13.60	0.023
				50	0	20.02	12.67	0.018
	844	20600		1	0	21.83	14.48	0.028
				1	25	21.89	14.54	0.028
				1	49	21.89	14.54	0.028
				25	0	20.85	13.50	0.022
				25	12	20.87	13.52	0.022
				25	25	20.92	13.57	0.023
				50	0	19.89	12.54	0.018