

APPENDIX A – TEST DATA OF CONDUCTED EMISSION

LTE Band 12

1 RF Power Output

Modulation	Carrier frequency (MHz)	UL Channel	BW	RB Size	RB Offset	Conducted power (dBm)
QPSK	699.7	23017	1.4	1	0	23.48
				1	3	23.39
				1	5	23.39
				3	0	22.52
				3	1	22.45
				3	3	22.48
	6	0		21.44		
	707.5	23095		1	0	23.34
				1	3	23.44
				1	5	23.37
				3	0	22.33
				3	1	22.42
				3	3	22.38
	715.3	23173		6	0	21.43
				1	0	23.34
				1	3	23.31
				1	5	23.31
				3	0	22.27
3			1	22.25		
16QAM	699.7	23017	3	3	22.18	
			6	0	21.51	
			1	0	22.66	
			1	3	22.59	
			1	5	22.59	
			3	0	21.89	
	707.5	23095	3	1	21.94	
			3	3	21.89	
			6	0	20.54	
			1	0	22.44	
			1	3	22.45	
			1	5	22.59	
	715.3	23173	3	0	21.44	
			3	1	21.39	
			3	3	21.53	
			6	0	20.48	
			1	0	22.57	
			1	3	22.45	
			1	5	22.56	
			3	0	21.55	
			3	1	21.49	
			3	3	21.49	
			6	0	20.25	

Modulation	Carrier frequency (MHz)	UL Channel	BW	RB Size	RB Offset	Conducted power (dBm)
64QAM	699.7	23017	1.4	1	0	21.51
				1	3	21.55
				1	5	21.58
				3	0	20.58
				3	1	20.58
				3	3	20.52
				6	0	19.58
	707.5	23095		1	0	21.42
				1	3	21.46
				1	5	21.49
				3	0	20.49
				3	1	20.43
				3	3	20.46
				6	0	19.49
	715.3	23173		1	0	21.32
				1	3	21.25
				1	5	21.25
				3	0	20.25
				3	1	20.25
				3	3	20.32
				6	0	19.32

Modulation	Carrier frequency (MHz)	UL Channel	BW	RB Size	RB Offset	Conducted power (dBm)
QPSK	700.5	23025	3	1	0	23.71
				1	8	23.45
				1	14	23.51
				8	0	22.60
				8	4	22.54
				8	7	22.53
				15	0	21.54
	707.5	23095		1	0	23.48
				1	8	23.45
				1	14	23.59
				8	0	22.58
				8	4	22.50
				8	7	22.56
				15	0	21.43
				714.5	23165	1
1	8	23.47				
1	14	23.29				
8	0	22.56				
8	4	22.44				
8	7	22.48				
15	0	21.49				
16QAM	700.5	23025	1	0	23.00	
			1	8	22.96	
			1	14	22.97	
			8	0	21.76	
			8	4	21.63	
			8	7	21.84	
			15	0	20.55	
	707.5	23095	1	0	22.72	
			1	8	22.60	
			1	14	22.74	
			8	0	21.48	
			8	4	21.48	
			8	7	21.51	
			15	0	20.53	
			714.5	23165	1	0
1	8	22.59				
1	14	22.28				
8	0	21.46				
8	4	21.62				
8	7	21.55				
15	0	20.54				

Modulation	Carrier frequency (MHz)	UL Channel	BW	RB Size	RB Offset	Conducted power (dBm)
64QAM	700.5	23025	3	1	0	21.67
				1	8	21.63
				1	14	21.74
				8	0	20.67
				8	4	20.59
				8	7	20.67
				15	0	19.67
	707.5	23095		1	0	21.49
				1	8	21.49
				1	14	21.49
				8	0	20.46
				8	4	20.52
				8	7	20.49
				15	0	19.49
	714.5	23165		1	0	21.53
				1	8	21.53
				1	14	21.53
				8	0	20.53
				8	4	20.53
				8	7	20.60
				15	0	19.60

Modulation	Carrier frequency (MHz)	UL Channel	BW	RB Size	RB Offset	Conducted power (dBm)
QPSK	701.5	23035	5	1	0	23.43
				1	12	23.41
				1	24	23.47
				12	0	22.62
				12	7	22.45
				12	13	22.52
	707.5	23095		25	0	21.59
				1	0	23.63
				1	12	23.46
				1	24	23.31
				12	0	22.58
				12	7	22.54
	713.5	23155		12	13	22.50
				25	0	21.43
				1	0	23.43
1			12	23.22		
1			24	23.39		
12			0	22.53		
16QAM	701.5	23035	12	7	22.47	
			12	13	22.36	
			25	0	21.44	
			1	0	22.62	
			1	12	22.45	
			1	24	22.51	
	707.5	23095	12	0	21.66	
			12	7	21.49	
			12	13	21.52	
			25	0	20.55	
			1	0	22.64	
			1	12	22.63	
	713.5	23155	1	24	22.63	
			12	0	21.54	
			12	7	21.56	
12			13	21.52		
25			0	20.55		
1			0	22.38		
			1	12	22.39	
			1	24	22.53	
			12	0	21.53	
			12	7	21.52	
			12	13	21.52	
			25	0	20.48	

Modulation	Carrier frequency (MHz)	UL Channel	BW	RB Size	RB Offset	Conducted power (dBm)
64QAM	701.5	23035	5	1	0	21.54
				1	12	21.57
				1	24	21.58
				12	0	20.57
				12	7	20.54
				12	13	20.39
	707.5	23095		25	0	19.61
				1	0	21.54
				1	12	21.42
				1	24	21.55
				12	0	20.45
				12	7	20.41
	713.5	23155		12	13	20.47
				25	0	19.52
				1	0	21.48
				1	12	21.42
				1	24	21.49
				12	0	20.59
			12	7	20.48	
			12	13	20.42	
			25	0	19.48	

Modulation	Carrier frequency (MHz)	UL Channel	BW	RB Size	RB Offset	Conducted power (dBm)
QPSK	704	23060	10	1	0	23.40
				1	25	23.45
				1	49	23.21
				25	0	22.56
				25	12	22.53
				25	25	22.53
	707.5	23095		50	0	21.48
				1	0	23.41
				1	25	23.47
				1	49	23.39
				25	0	22.59
				25	12	22.60
	711	23130		25	25	22.50
				50	0	21.54
				1	0	23.38
				1	25	23.41
				1	49	23.42
				25	0	22.52
16QAM	704	23060	25	12	22.45	
			25	25	22.37	
			50	0	21.45	
			1	0	22.95	
			1	25	22.86	
			1	49	22.78	
	707.5	23095	25	0	21.67	
			25	12	21.66	
			25	25	21.59	
			50	0	20.60	
			1	0	22.92	
			1	25	22.87	
	711	23130	1	49	22.78	
			25	0	21.66	
			25	12	21.67	
			25	25	21.61	
			50	0	20.59	
			1	0	22.77	
			1	25	22.54	
			1	49	22.74	
			25	0	21.58	
			25	12	21.60	
			25	25	21.60	
			50	0	20.66	

Modulation	Carrier frequency (MHz)	UL Channel	BW	RB Size	RB Offset	Conducted power (dBm)
64QAM	704	23060	10	1	0	21.64
				1	25	21.67
				1	49	21.61
				25	0	20.66
				25	12	20.73
				25	25	20.70
	707.5	23095		50	0	19.63
				1	0	21.56
				1	25	21.62
				1	49	21.59
				25	0	20.52
				25	12	20.55
	711	23130		25	25	20.59
				50	0	19.58
				1	0	21.63
				1	25	21.66
				1	49	21.66
				25	0	20.67
			25	12	20.66	
			25	25	20.67	
			50	0	19.66	

2 Occupied Bandwidth

Band	Carrier frequency (MHz)	Channel	BW (MHz)	RB Size	RB Offset	Bandwidth of 99% Power (MHz)					
						QPSK		16-QAM		64-QAM	
12	699.7	23017	1.4	6	0	1.082	Fig.1	1.082	Fig.2	1.082	Fig.3
	707.5	23095		6	0	1.082	Fig.4	1.082	Fig.5	1.082	Fig.6
	715.3	23173		6	0	1.082	Fig.7	1.082	Fig.8	1.082	Fig.9
	700.5	23025	3	15	0	2.683	Fig.10	2.683	Fig.11	2.683	Fig.12
	707.5	23095		15	0	2.683	Fig.13	2.696	Fig.14	2.683	Fig.15
	714.5	23165		15	0	2.683	Fig.16	2.683	Fig.17	2.683	Fig.18
	701.5	23035	5	25	0	4.450	Fig.19	4.472	Fig.20	4.472	Fig.21
	707.5	23095		25	0	4.472	Fig.22	4.472	Fig.23	4.472	Fig.24
	713.5	23155		25	0	4.472	Fig.25	4.472	Fig.26	4.472	Fig.27
	704	23060	10	50	0	8.944	Fig.28	8.944	Fig.29	8.944	Fig.30
	707.5	23095		50	0	8.944	Fig.31	8.944	Fig.32	8.944	Fig.33
	711	23130		50	0	8.944	Fig.34	8.944	Fig.35	8.944	Fig.36

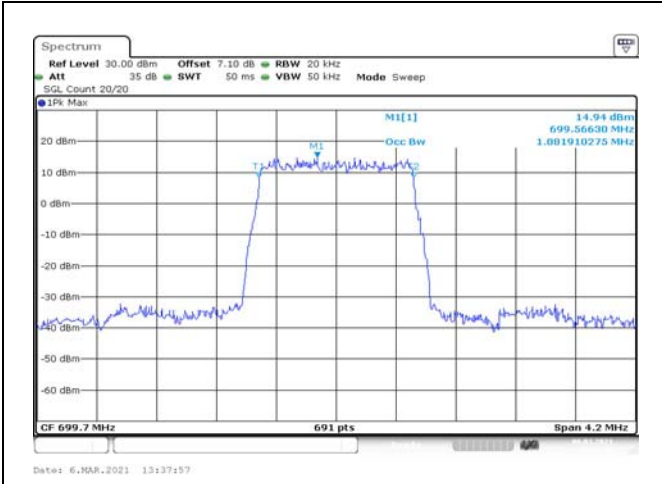


Fig.1

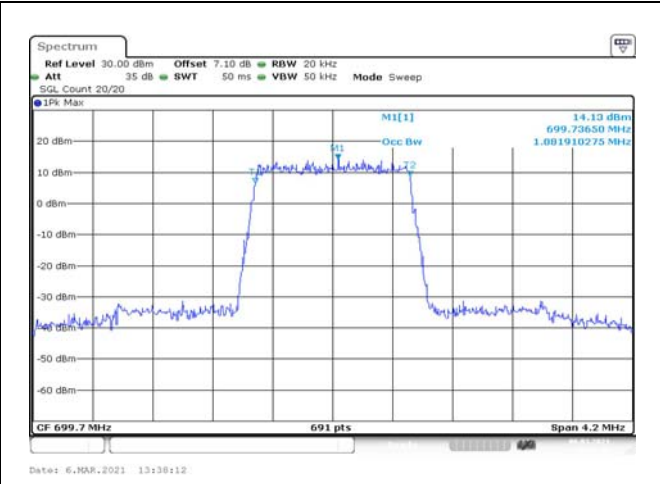


Fig.2

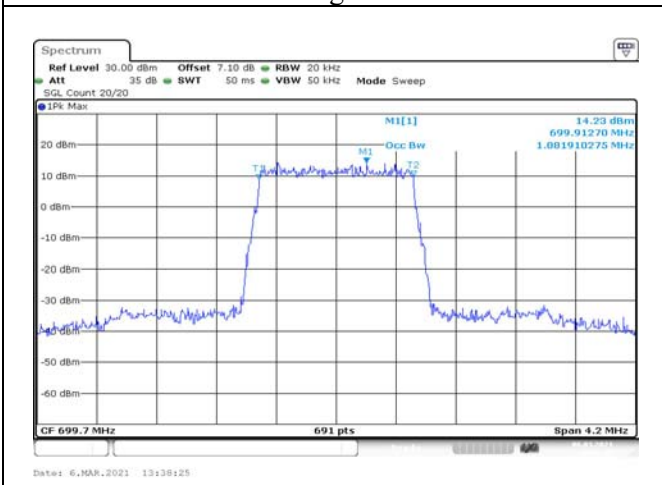


Fig.3

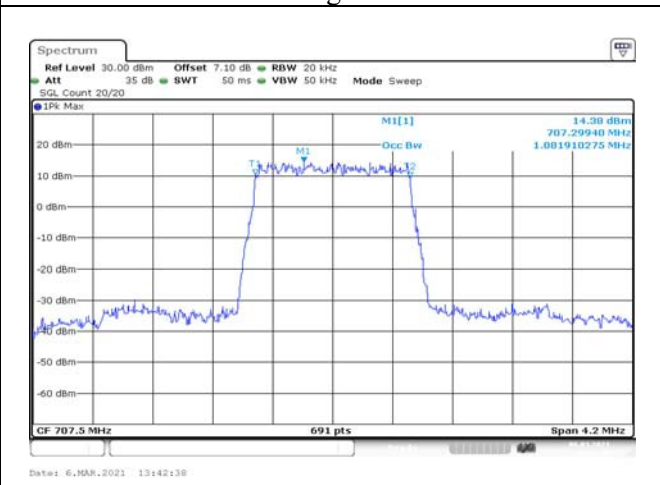


Fig.4

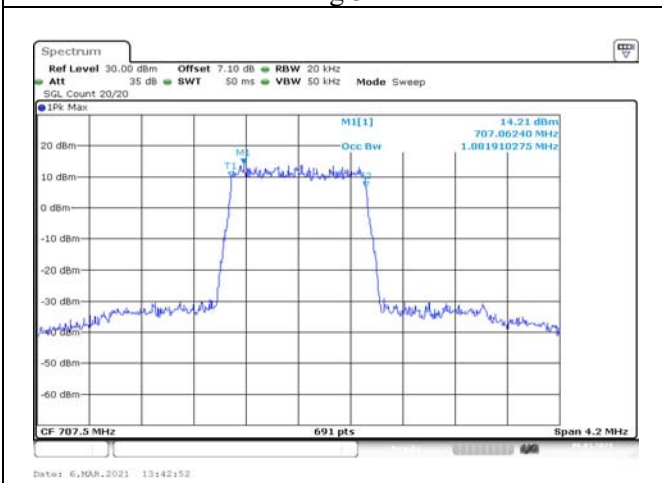


Fig.5

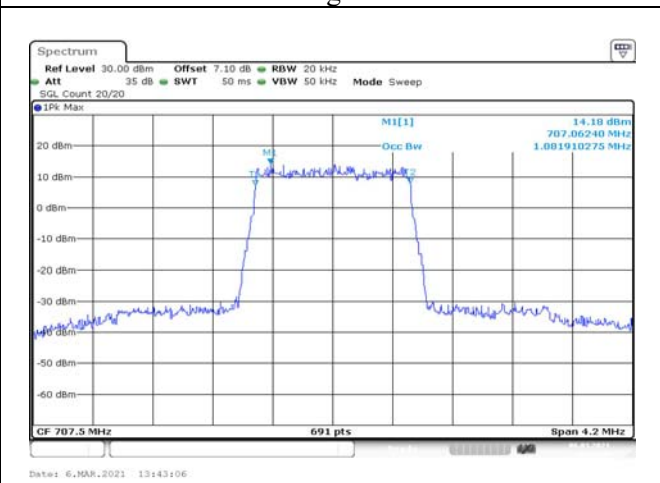


Fig.6

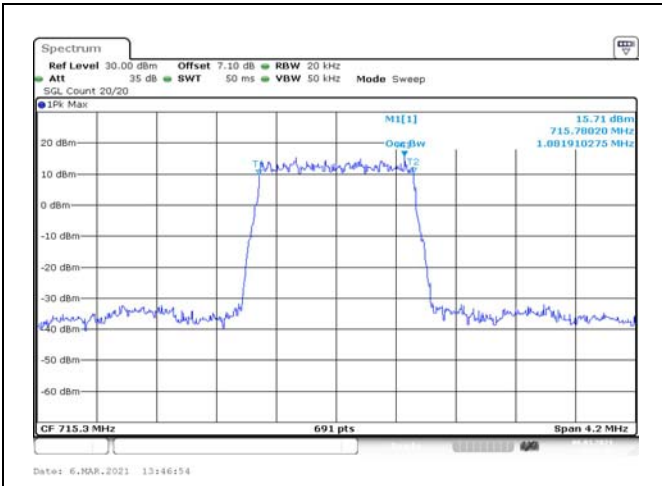


Fig.7

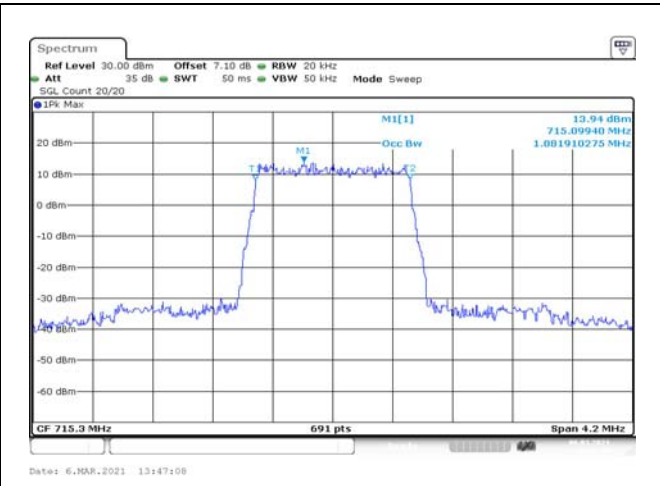


Fig.8

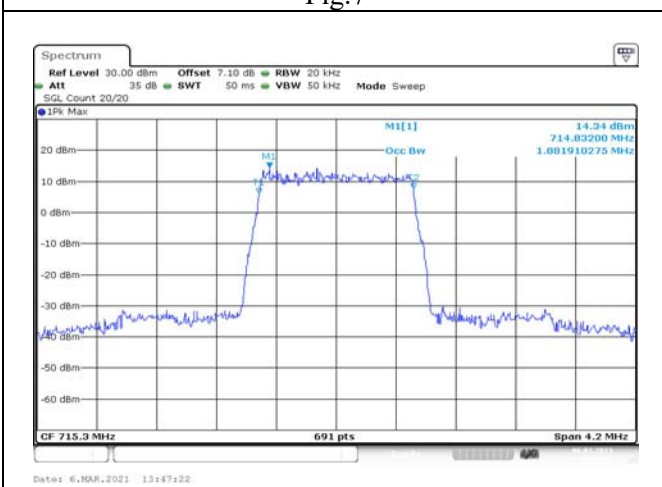


Fig.9

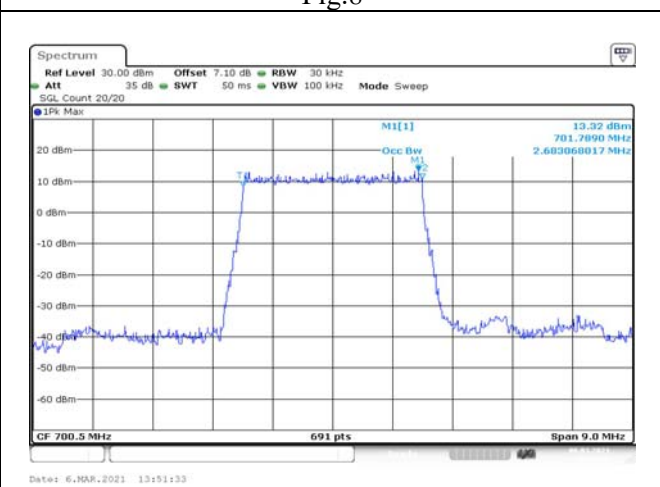


Fig.10

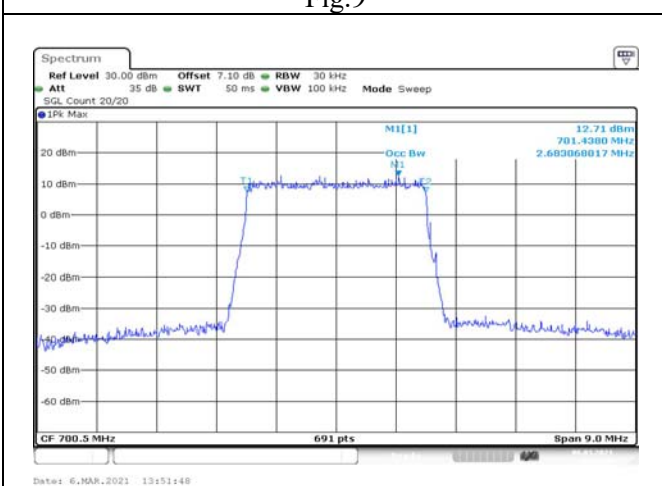


Fig.11

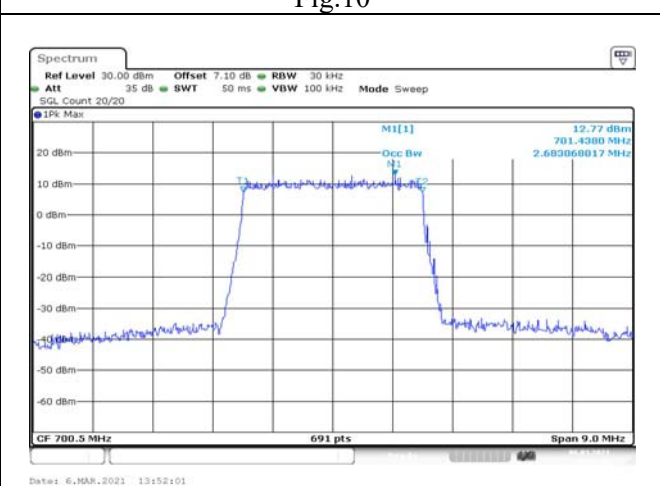


Fig.12

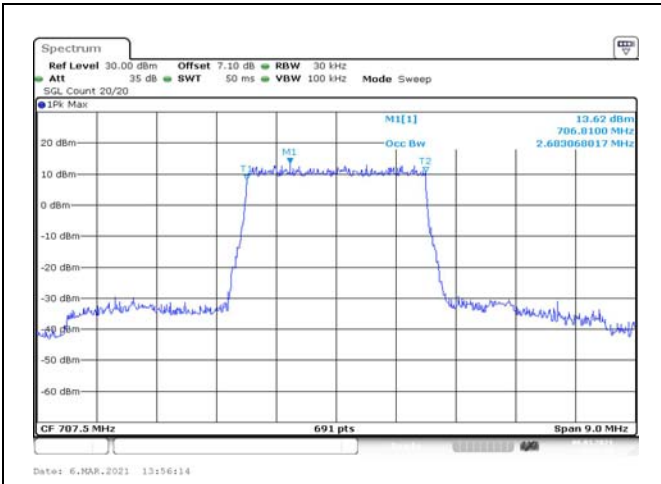


Fig.13

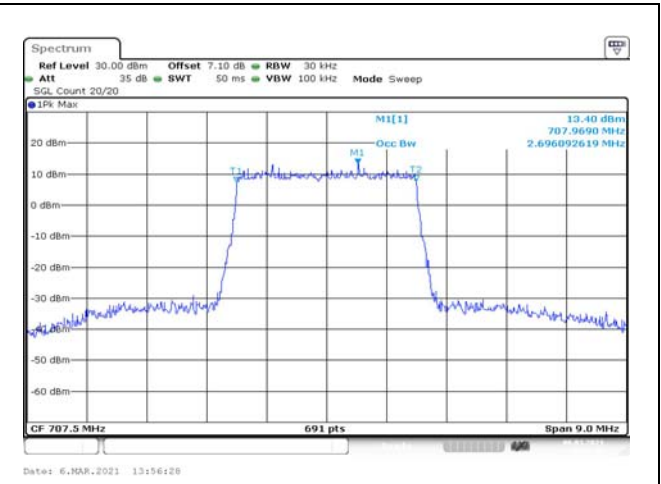


Fig.14

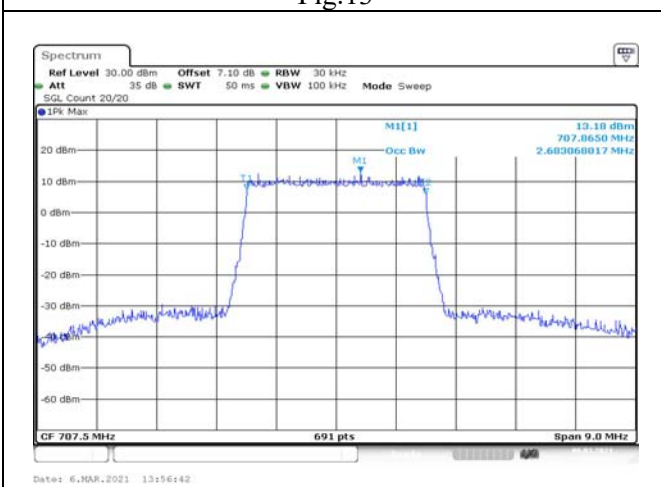


Fig.15

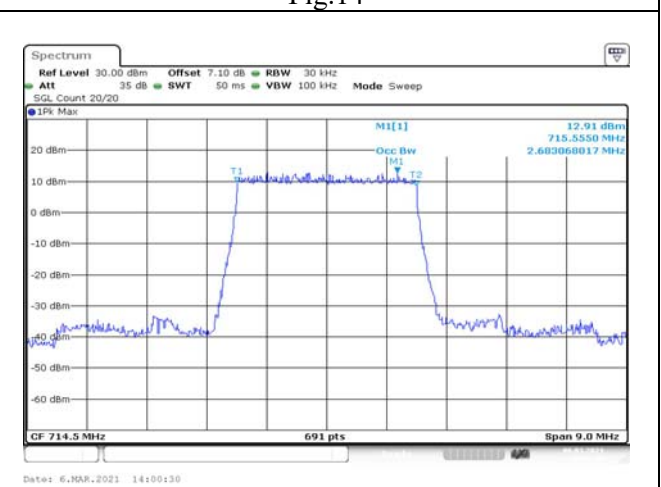


Fig.16

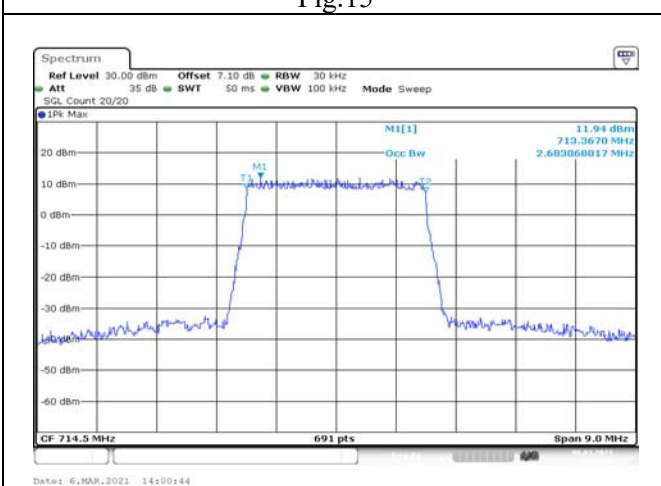


Fig.17

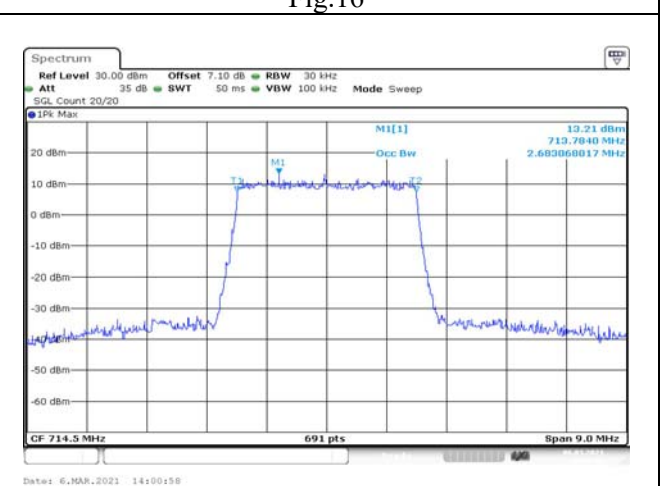


Fig.18

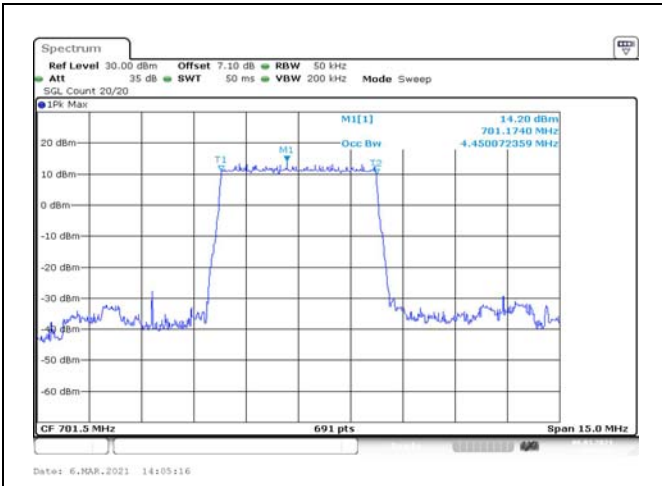


Fig.19

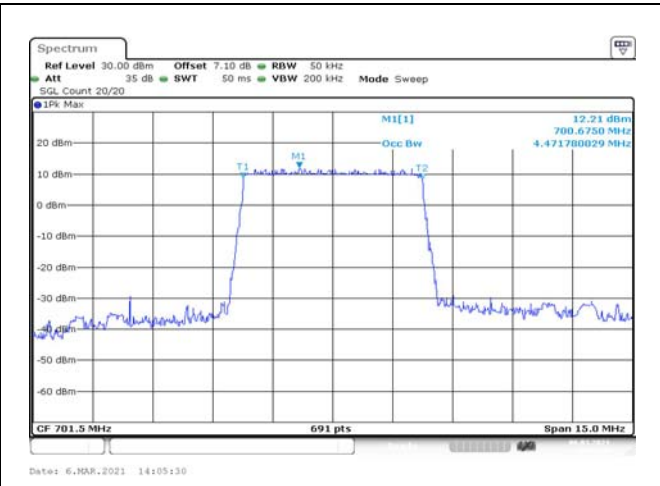


Fig.20

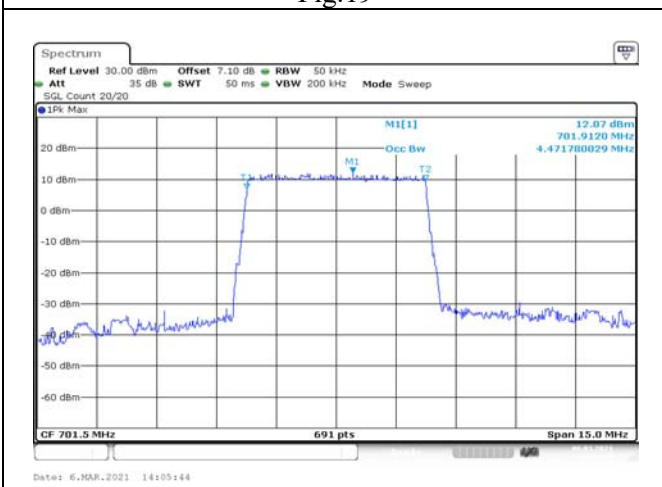


Fig.21

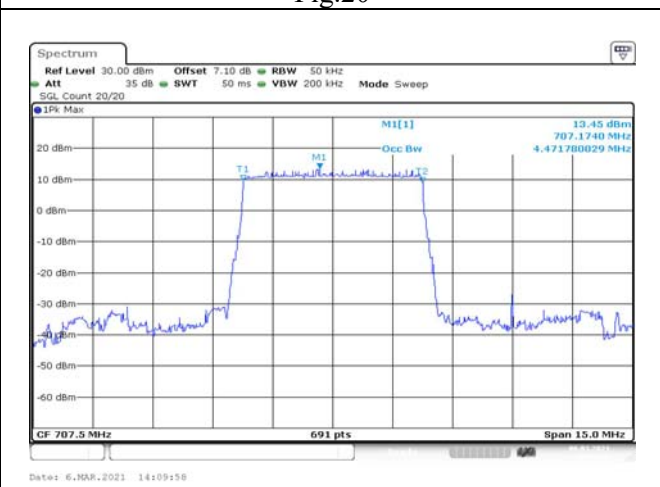


Fig.22

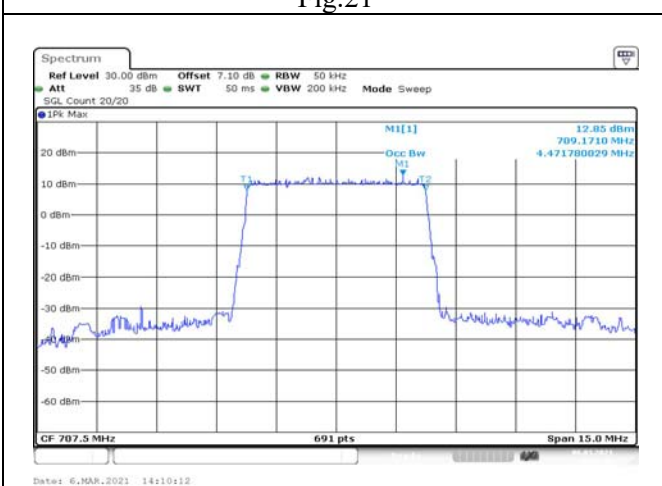


Fig.23

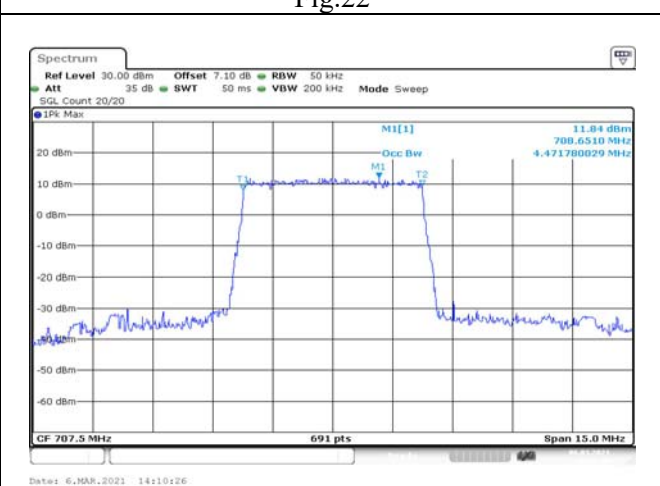


Fig.24

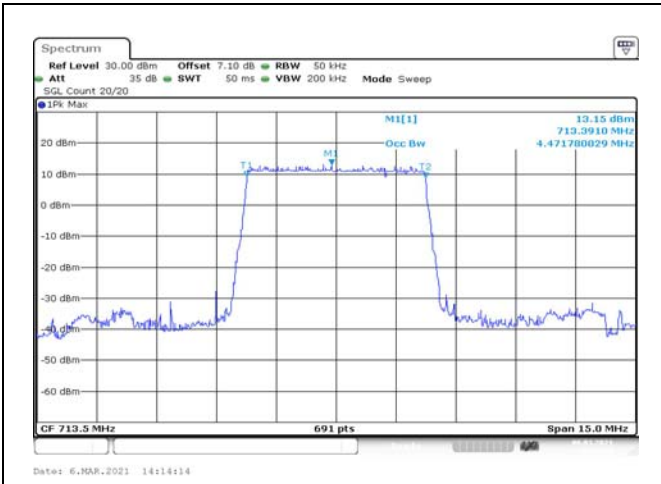


Fig.25

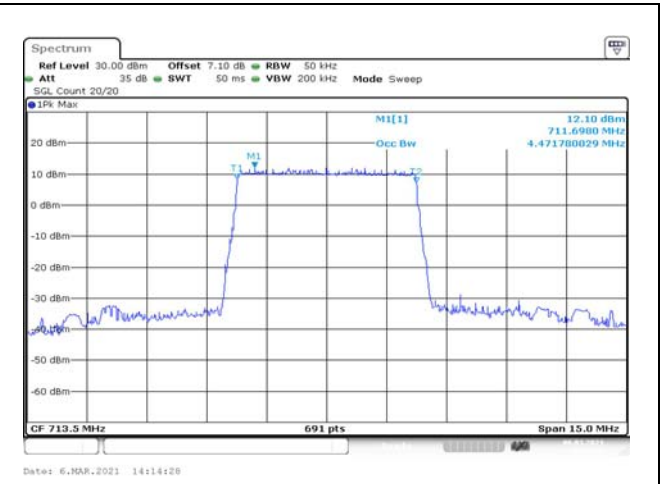


Fig.26

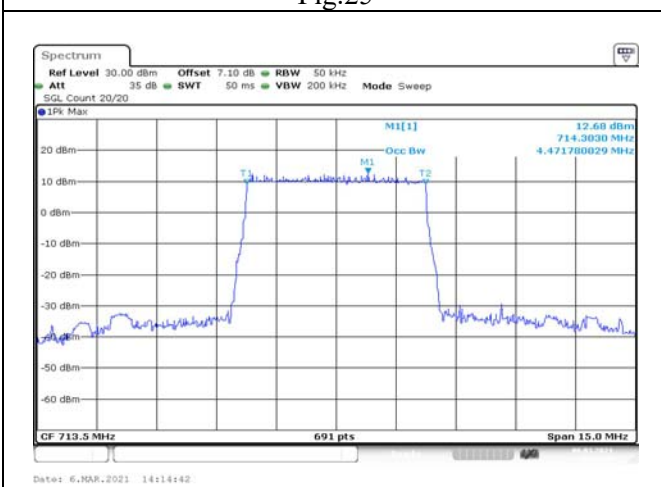


Fig.27

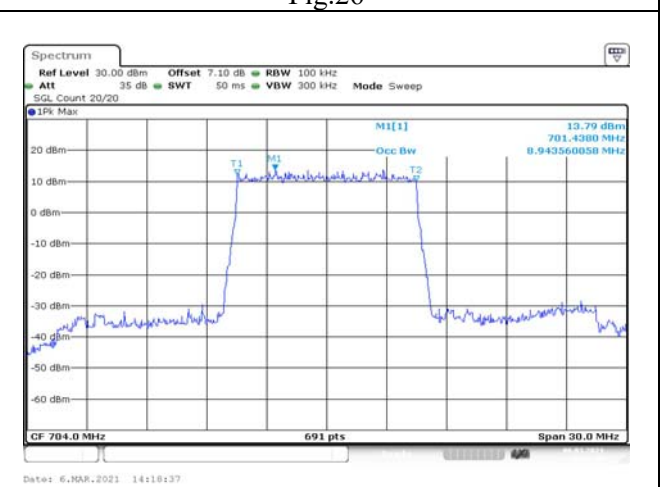


Fig.28

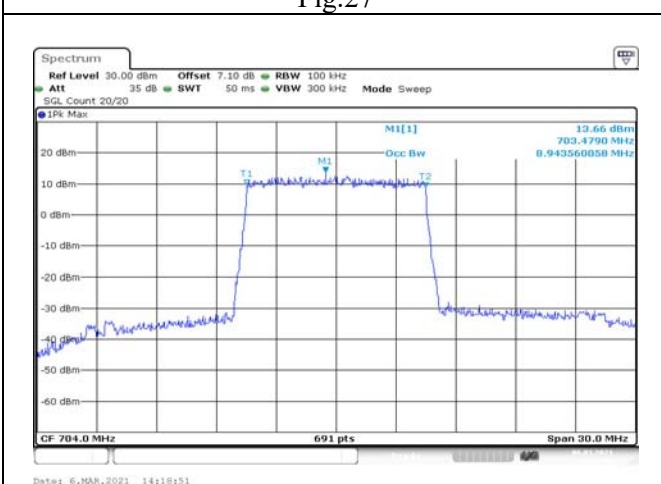


Fig.29

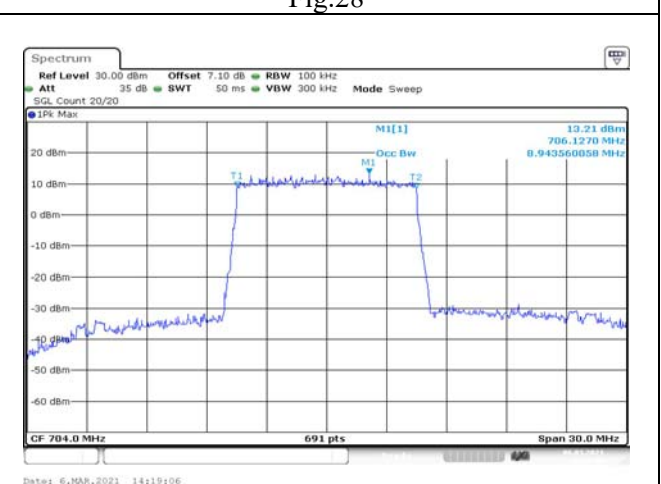


Fig.30

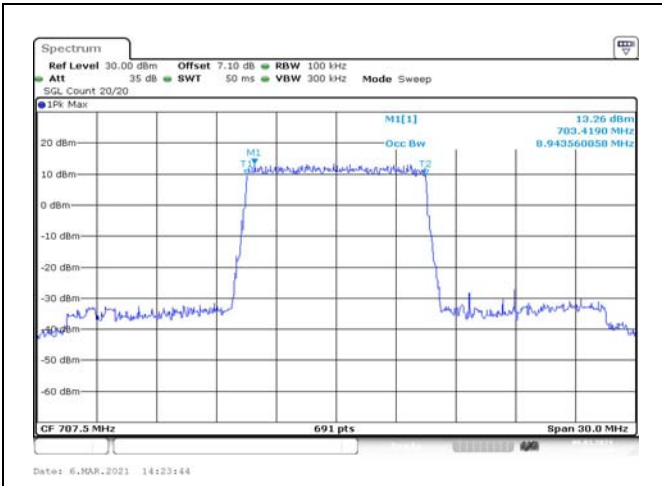


Fig.31

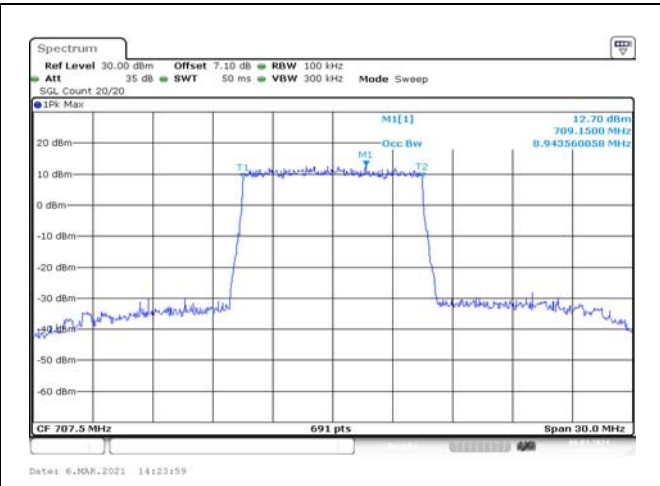


Fig.32

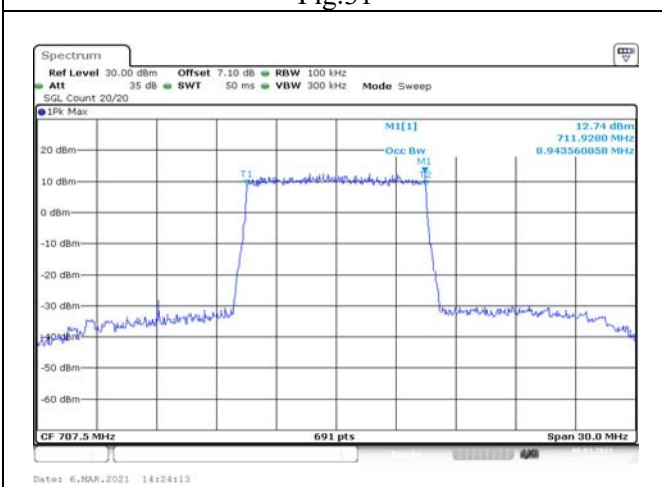


Fig.33

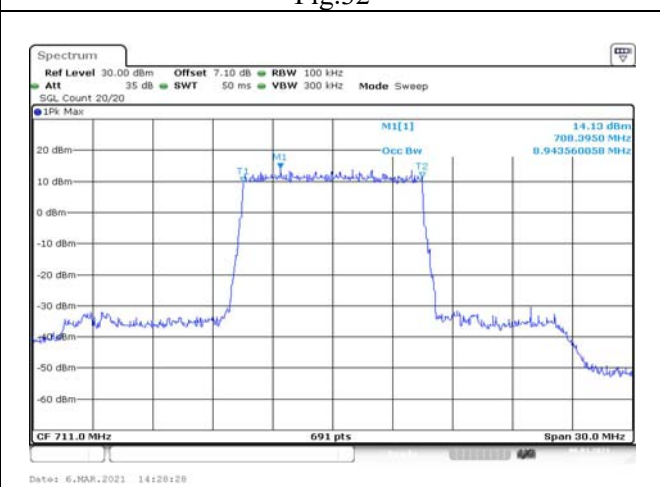


Fig.34

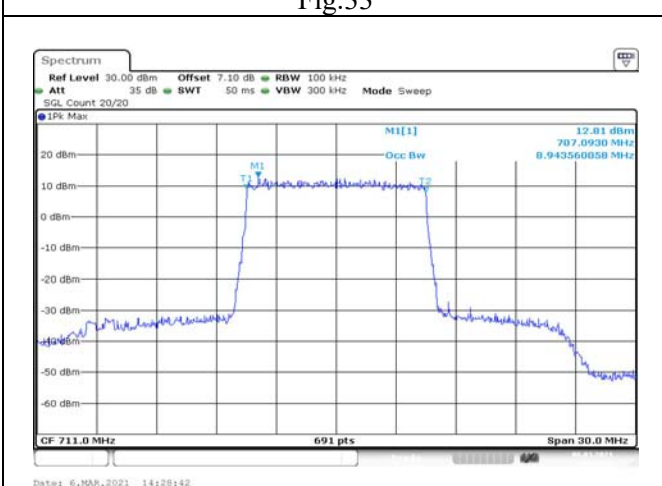


Fig.35

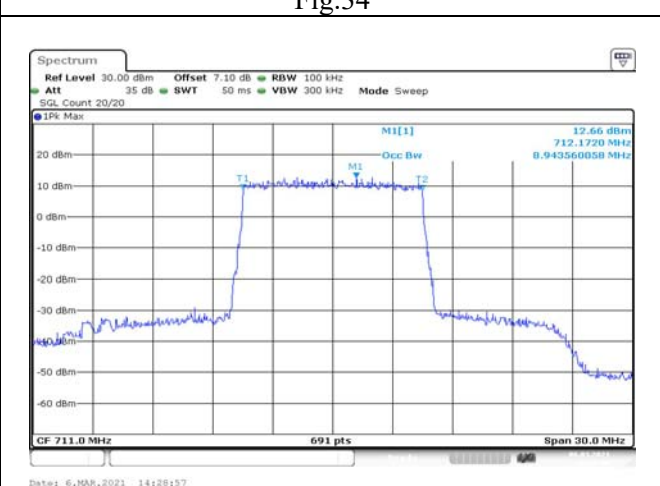


Fig.36

3 Emission Bandwidth

Band	Carrier frequency (MHz)	Channel	BW (MHz)	RB Size	RB Offset	Bandwidth of -26dB transmitter power (MHz)					
						QPSK		16-QAM		64-QAM	
12	699.7	23017	1.4	6	0	1.210	Fig.1	1.210	Fig.2	1.216	Fig.3
	707.5	23095		6	0	1.216	Fig.4	1.210	Fig.5	1.216	Fig.6
	715.3	23173		6	0	1.210	Fig.7	1.222	Fig.8	1.216	Fig.9
	700.5	23025	3	15	0	2.904	Fig.10	2.904	Fig.11	2.891	Fig.12
	707.5	23095		15	0	2.918	Fig.13	2.931	Fig.14	2.918	Fig.15
	714.5	23165		15	0	2.931	Fig.16	2.891	Fig.17	2.918	Fig.18
	701.5	23035	5	25	0	4.863	Fig.19	4.863	Fig.20	4.819	Fig.21
	707.5	23095		25	0	4.884	Fig.22	4.884	Fig.23	4.863	Fig.24
	713.5	23155		25	0	4.863	Fig.25	4.819	Fig.26	4.841	Fig.27
	704	23060	10	50	0	9.595	Fig.28	9.508	Fig.29	9.638	Fig.30
	707.5	23095		50	0	9.638	Fig.31	9.595	Fig.32	9.595	Fig.33
	711	23130		50	0	9.638	Fig.34	9.595	Fig.35	9.595	Fig.36

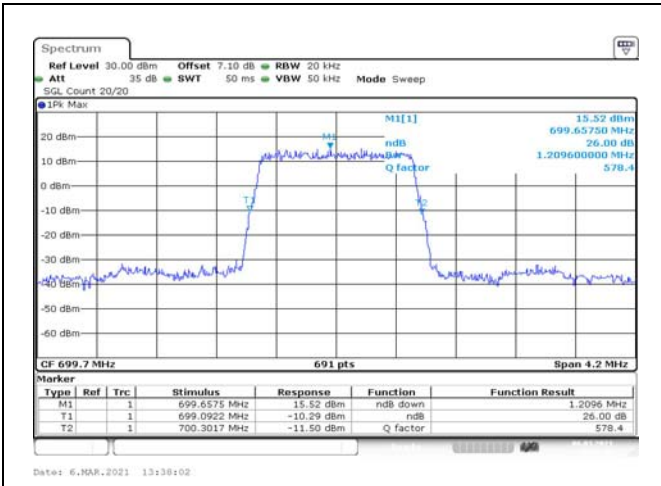


Fig.1

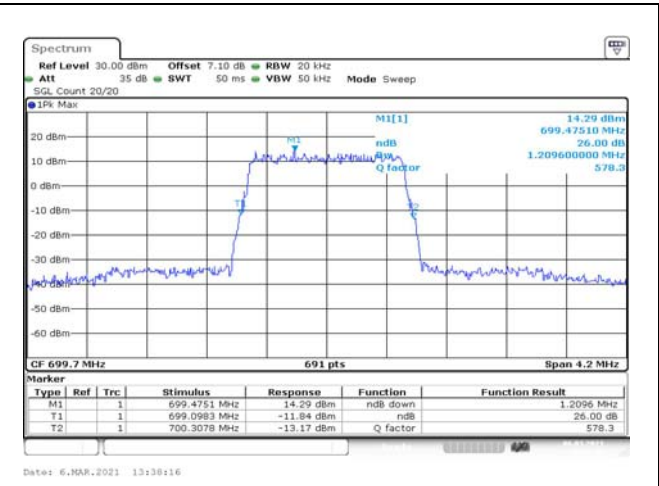


Fig.2

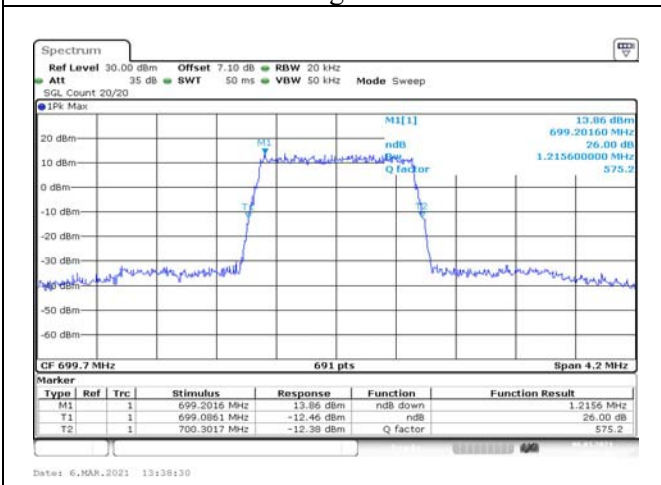


Fig.3

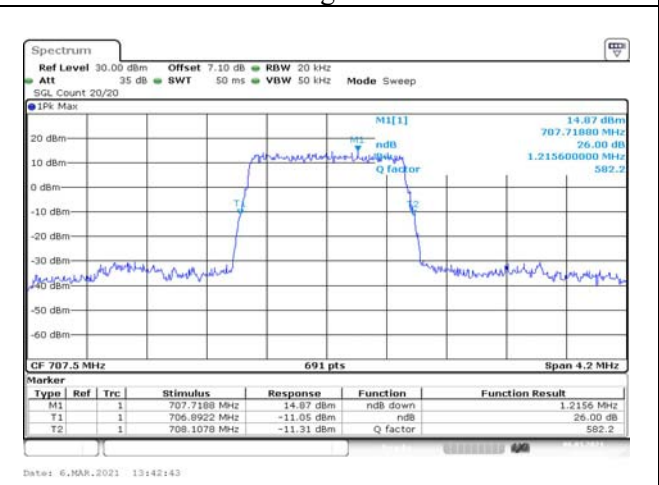


Fig.4

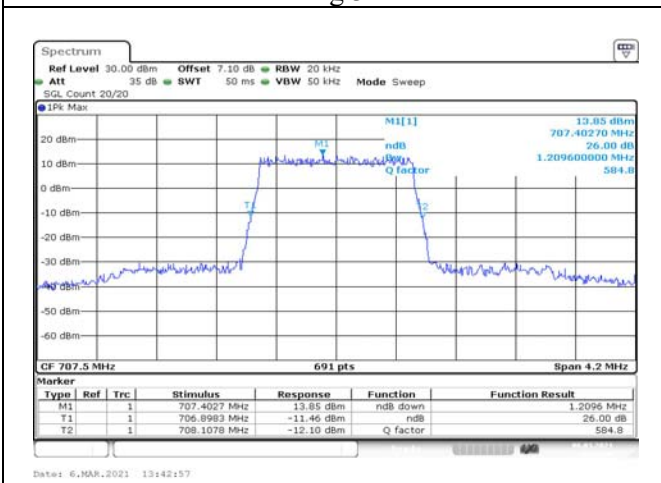


Fig.5

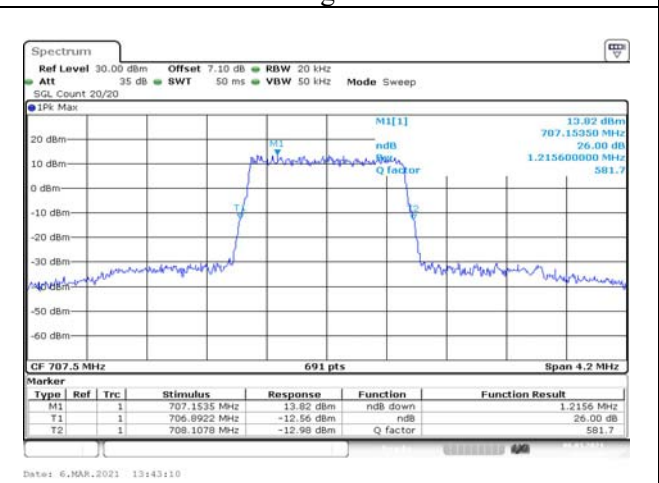


Fig.6

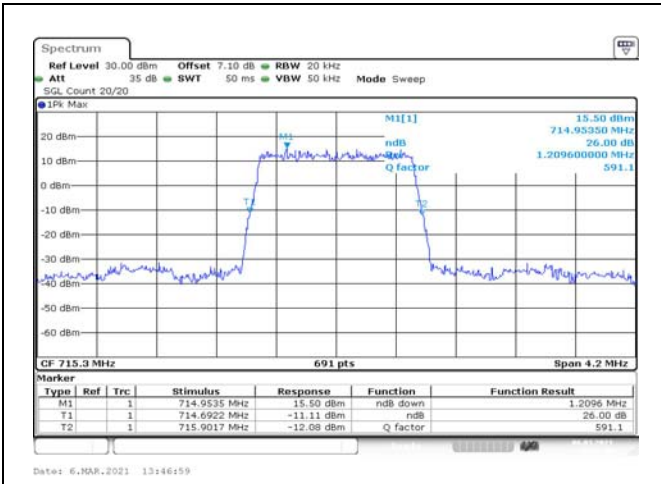


Fig.7

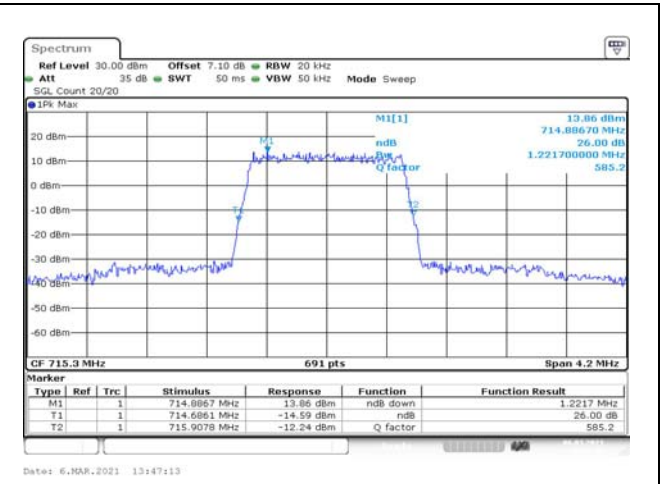


Fig.8

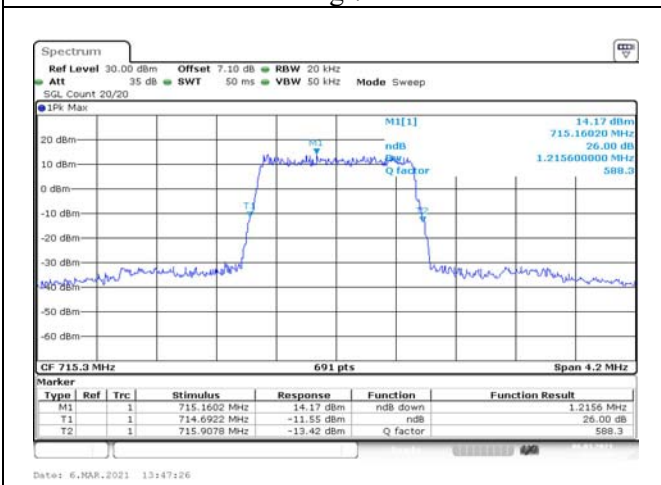


Fig.9

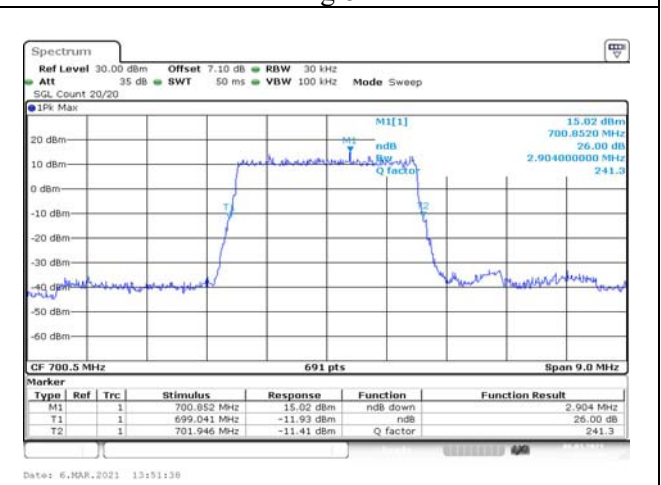


Fig.10

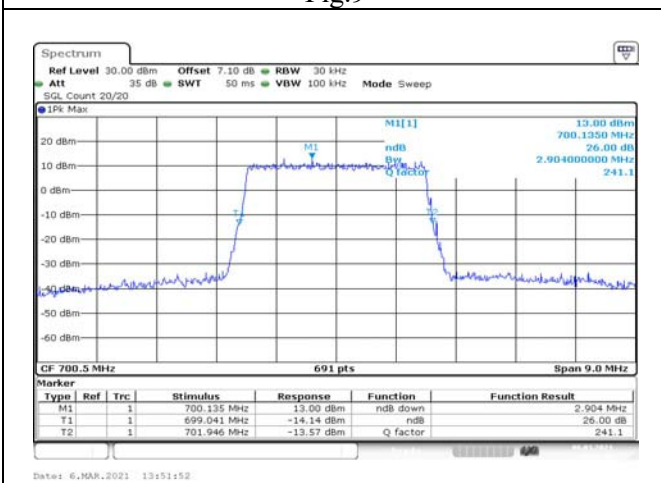


Fig.11

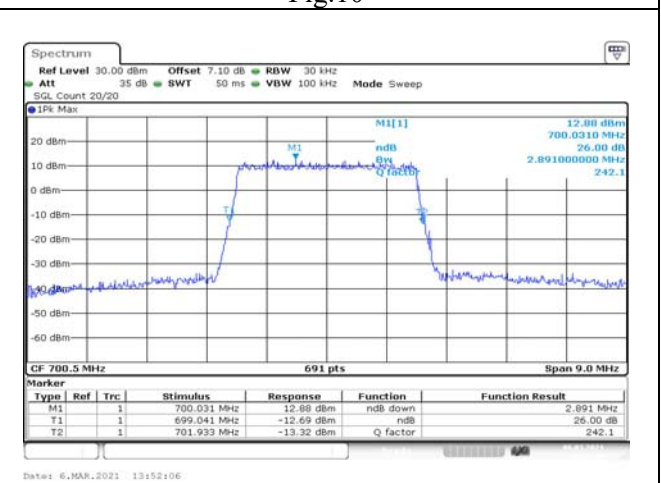


Fig.12

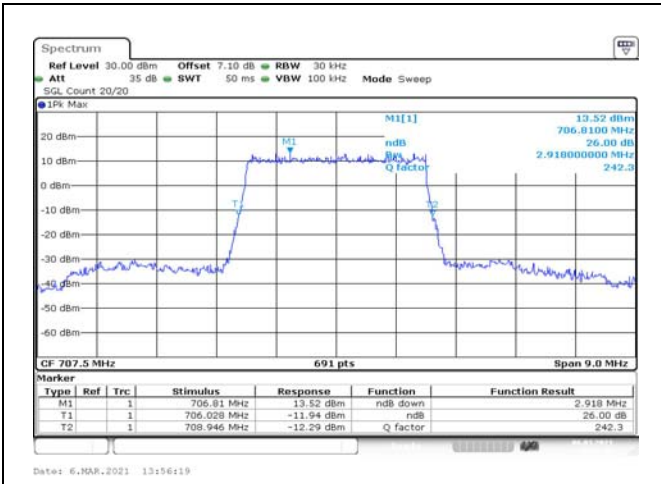


Fig.13

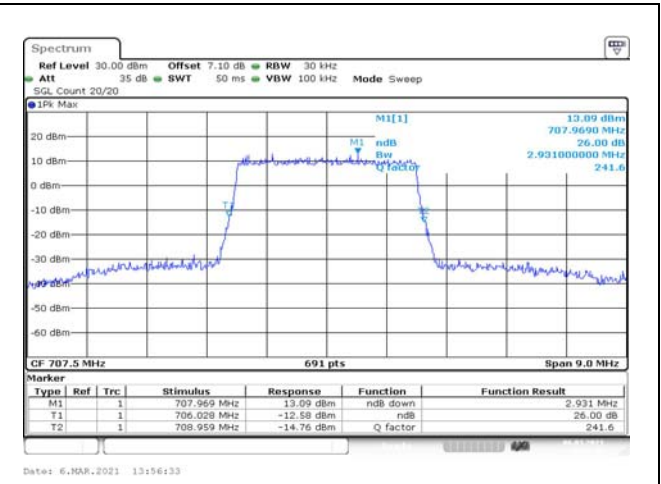


Fig.14

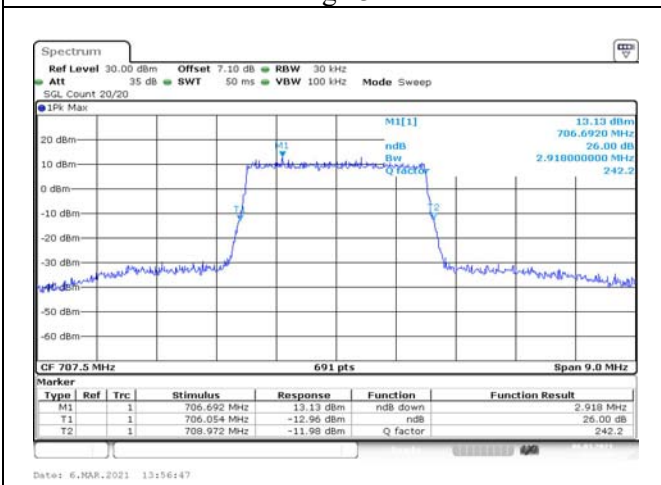


Fig.15

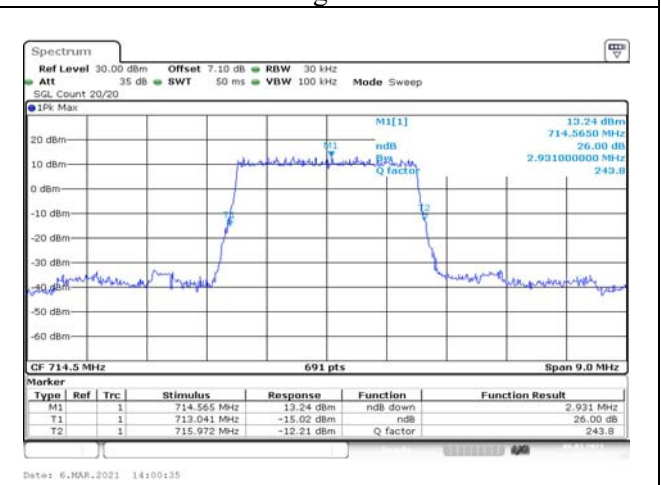


Fig.16



Fig.17

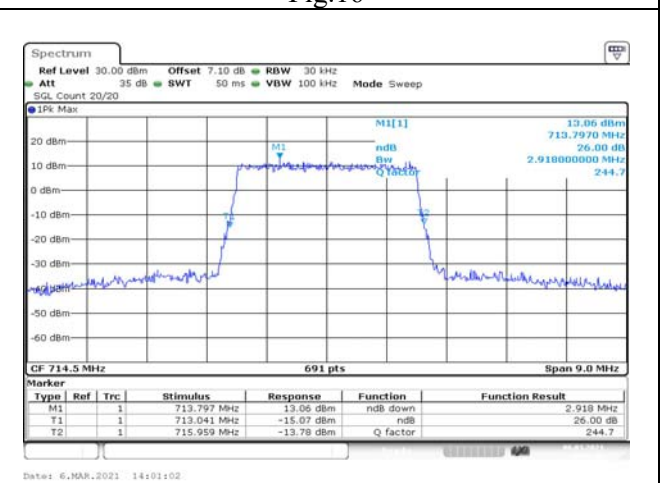


Fig.18

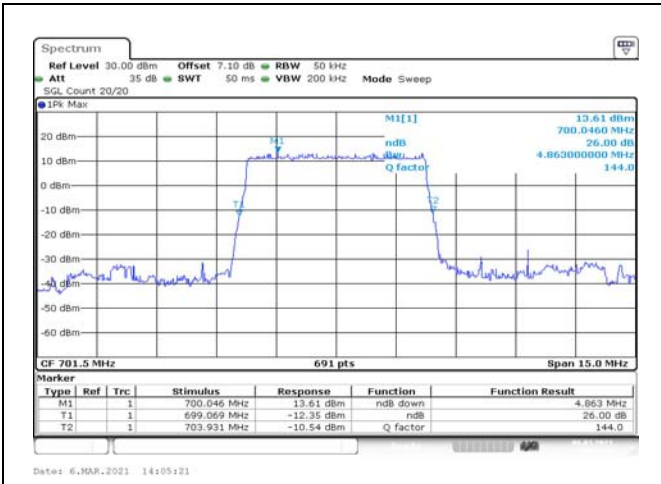


Fig.19

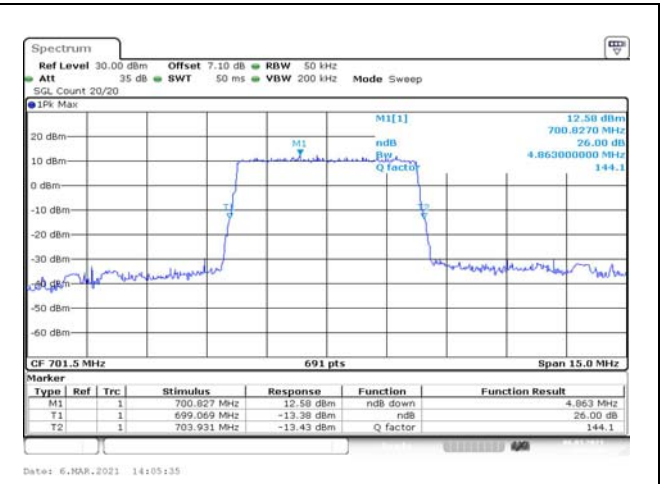


Fig.20

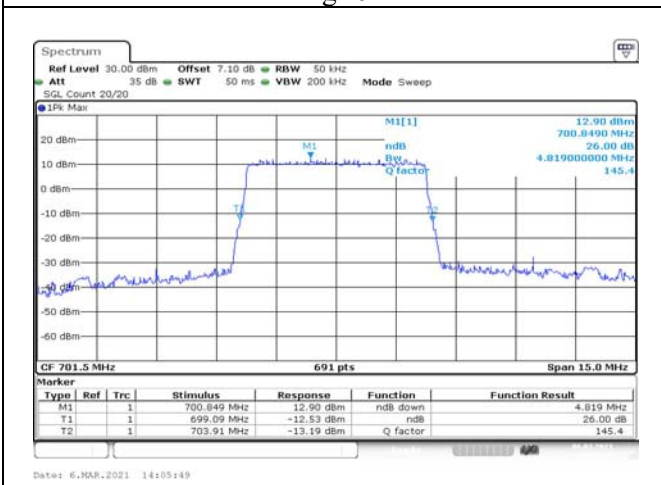


Fig.21

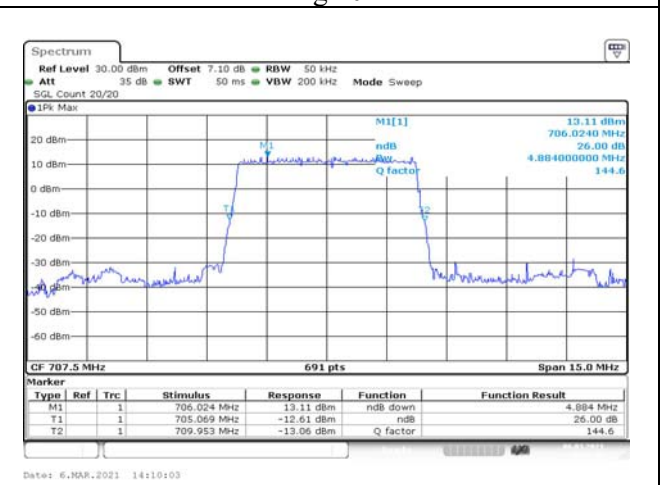


Fig.22



Fig.23

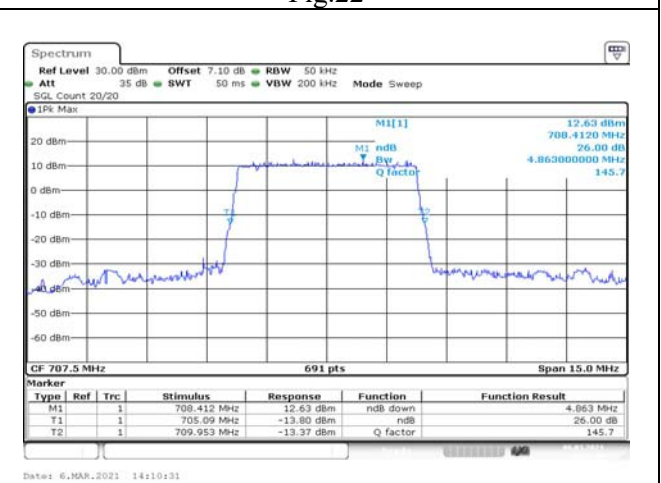


Fig.24

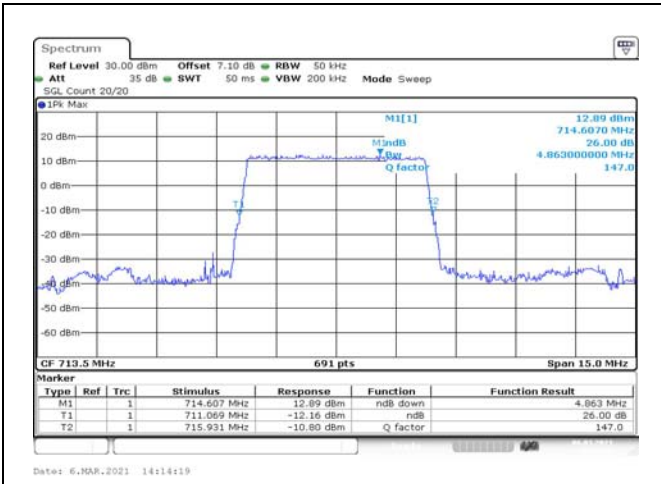


Fig.25

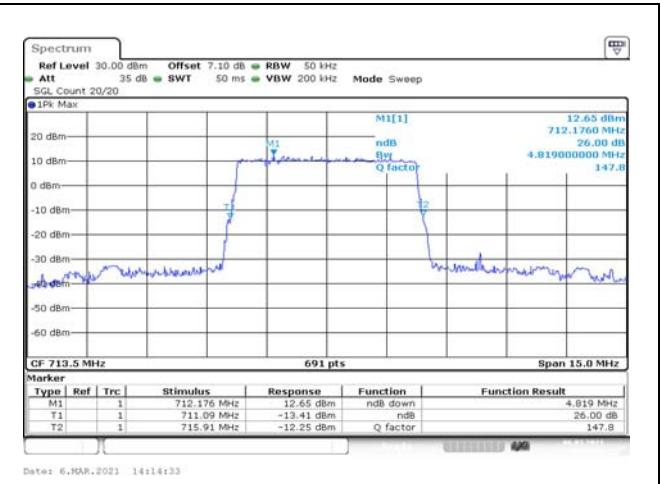


Fig.26

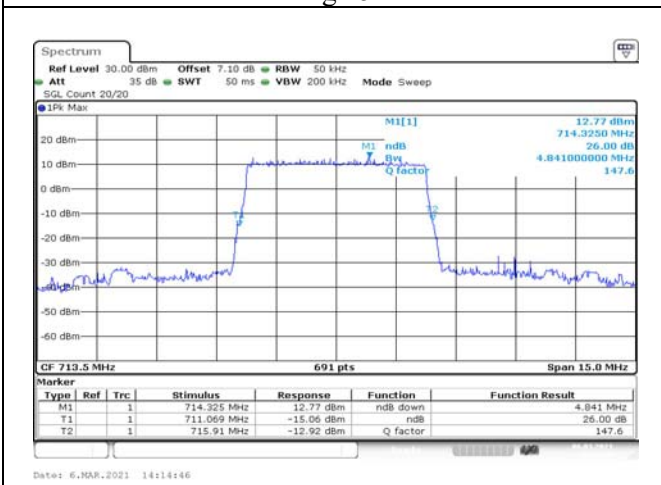


Fig.27

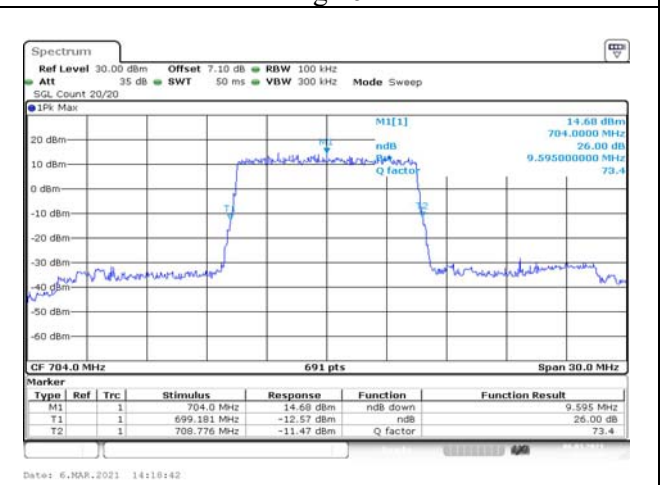


Fig.28

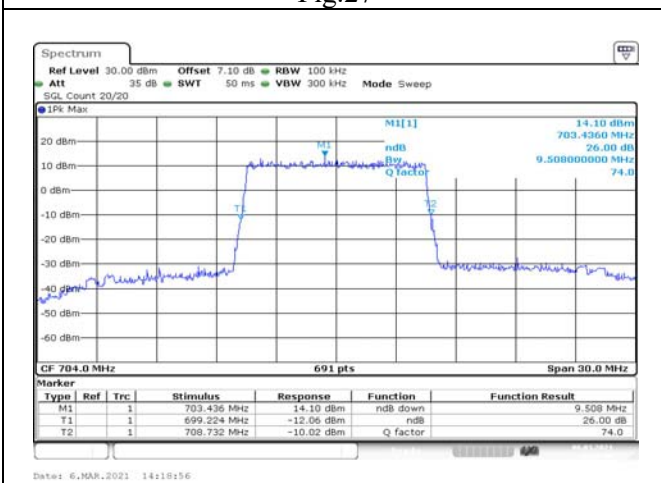


Fig.29

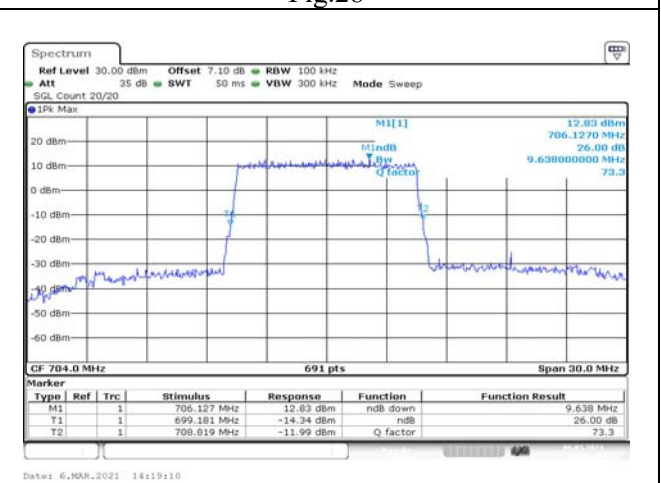


Fig.30

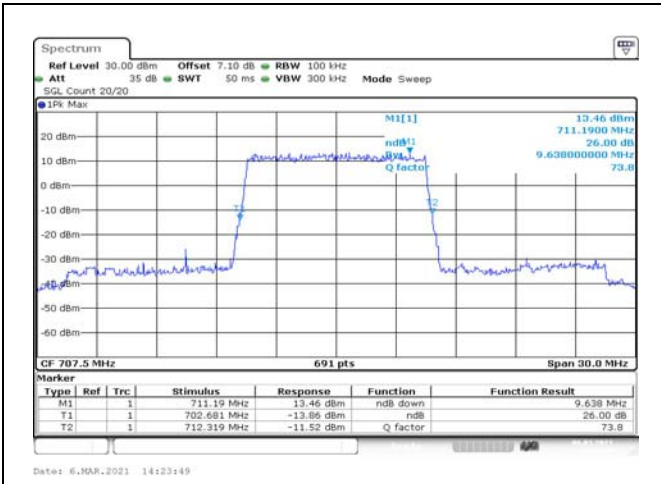


Fig.31

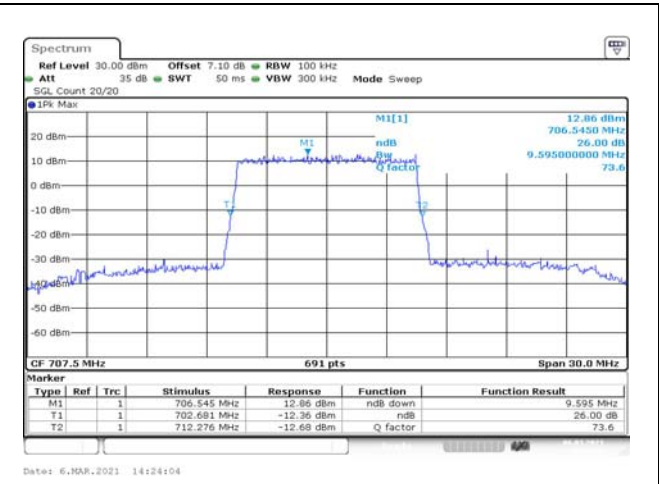


Fig.32

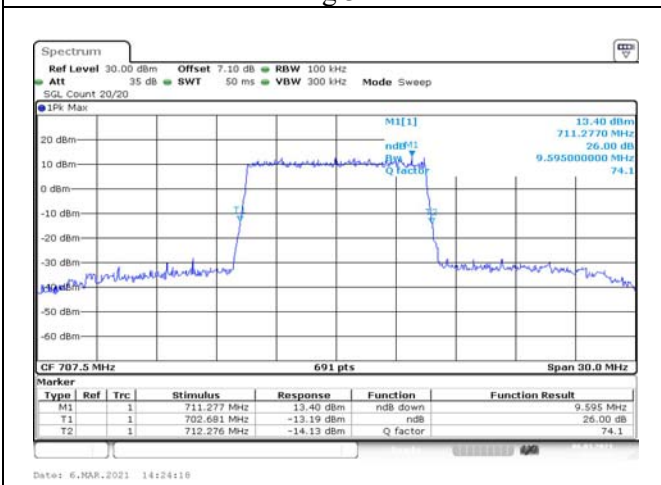


Fig.33

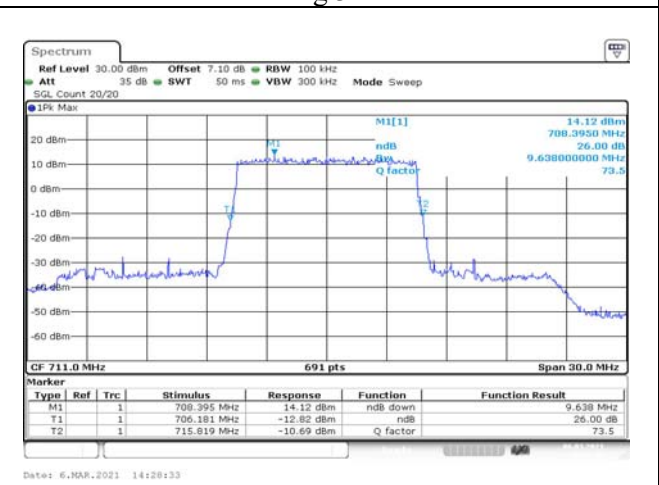


Fig.34



Fig.35

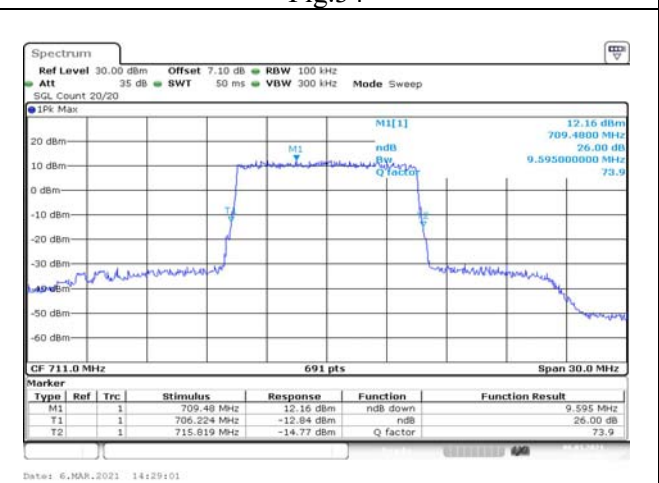


Fig.36

4 Peak-Average Ratio

Band	Carrier frequency (MHz)	Channel	BW (MHz)	RB Size	RB Offset	QPSK	16-QAM	64-QAM
12	699.7	23017	1.4	1	5	Fig.1	Fig.2	Fig.3
	699.7	23017		6	0	Fig.4	Fig.5	Fig.6
	707.5	23095		1	5	Fig.7	Fig.8	Fig.9
	707.5	23095		6	0	Fig.10	Fig.11	Fig.12
	715.3	23173		1	5	Fig.13	Fig.14	Fig.15
	715.3	23173		6	0	Fig.16	Fig.17	Fig.18
	700.5	23025	3	1	14	Fig.19	Fig.20	Fig.21
	700.5	23025		15	0	Fig.22	Fig.23	Fig.24
	707.5	23095		1	14	Fig.25	Fig.26	Fig.27
	707.5	23095		15	0	Fig.28	Fig.29	Fig.30
	714.5	23165		1	14	Fig.31	Fig.32	Fig.33
	714.5	23165		15	0	Fig.34	Fig.35	Fig.36
	701.5	23035	5	1	24	Fig.37	Fig.38	Fig.39
	701.5	23035		25	0	Fig.40	Fig.41	Fig.42
	707.5	23095		1	24	Fig.43	Fig.44	Fig.45
	707.5	23095		25	0	Fig.46	Fig.47	Fig.48
	713.5	23155		1	24	Fig.49	Fig.50	Fig.51
	713.5	23155		25	0	Fig.52	Fig.53	Fig.54
	704	23060	10	1	49	Fig.55	Fig.56	Fig.57
	704	23060		50	0	Fig.58	Fig.59	Fig.60
	707.5	23095		1	49	Fig.61	Fig.62	Fig.63
	707.5	23095		50	0	Fig.64	Fig.65	Fig.66
	711	23130		1	49	Fig.67	Fig.68	Fig.69
	711	23130		50	0	Fig.70	Fig.71	Fig.72

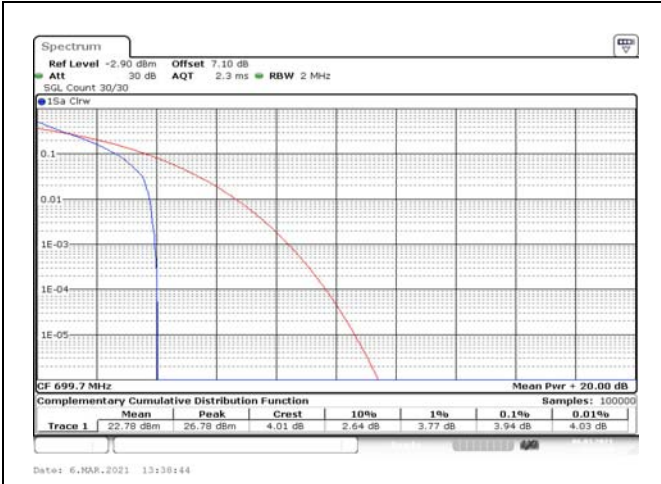


Fig.1

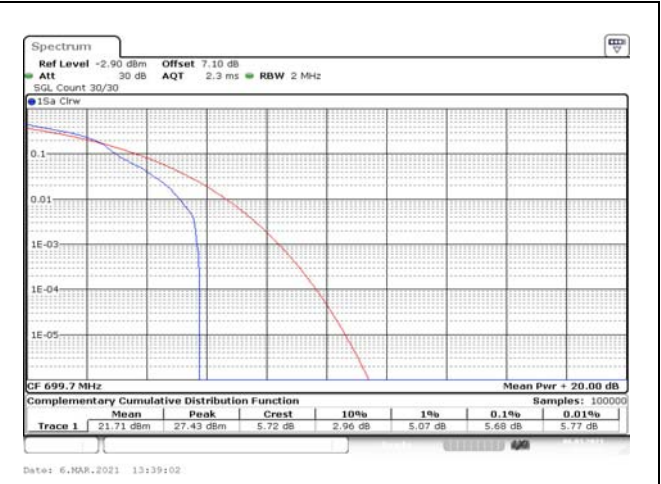


Fig.2

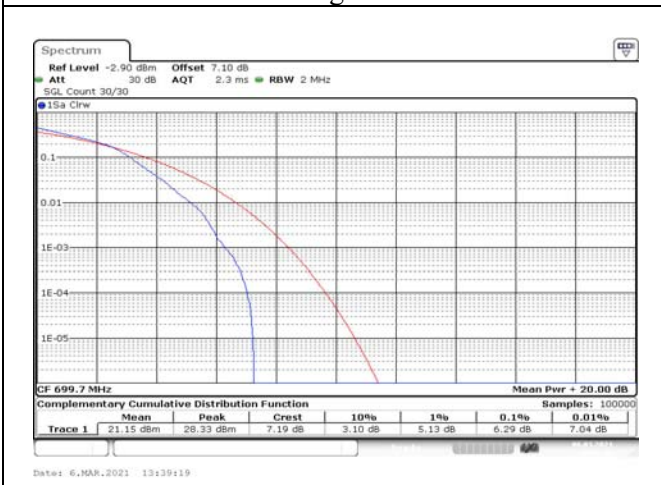


Fig.3

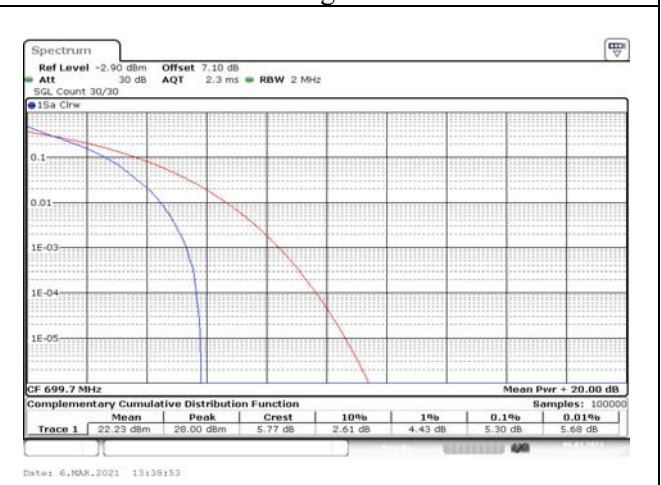


Fig.4

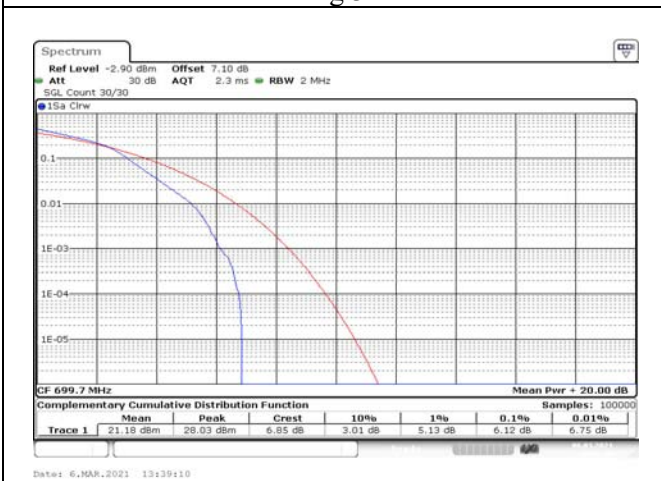


Fig.5

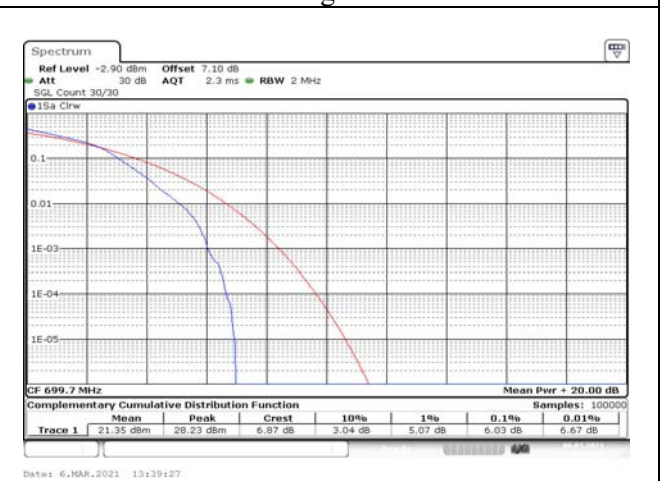


Fig.6

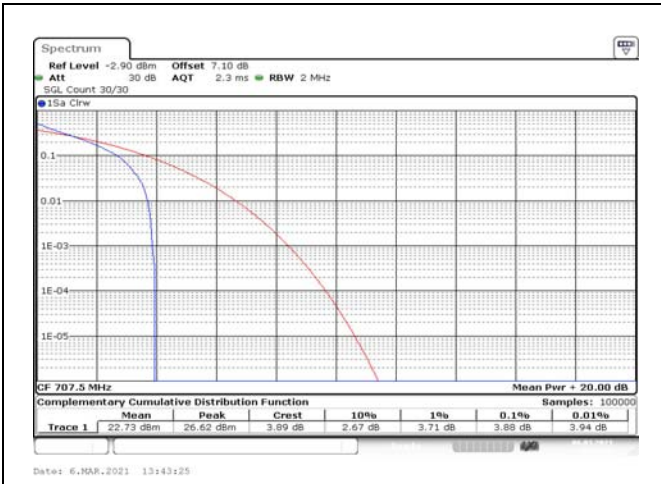


Fig.7

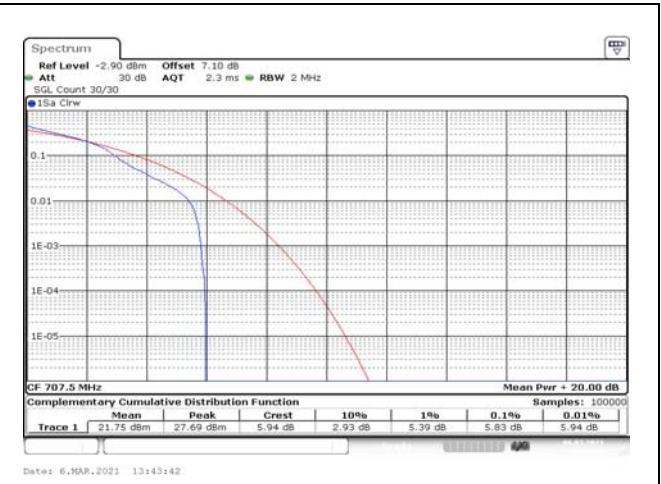


Fig.8

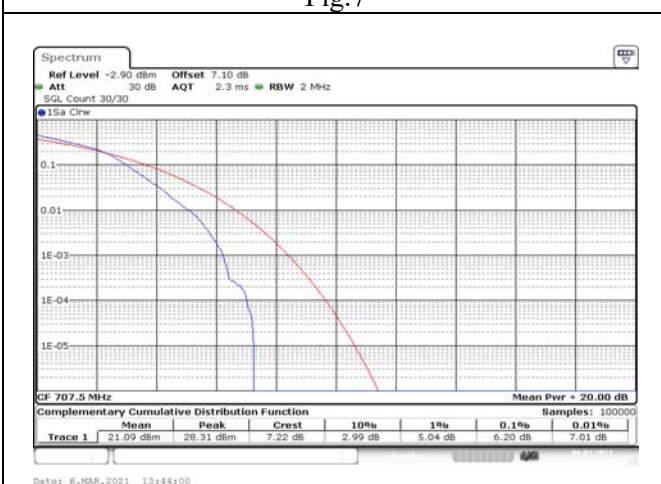


Fig.9

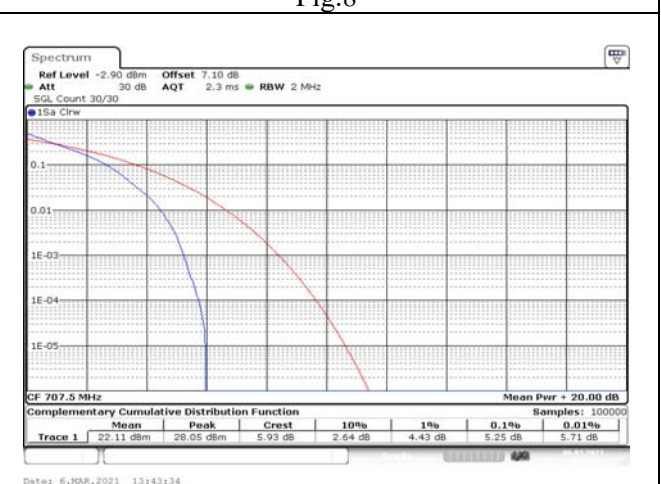


Fig.10

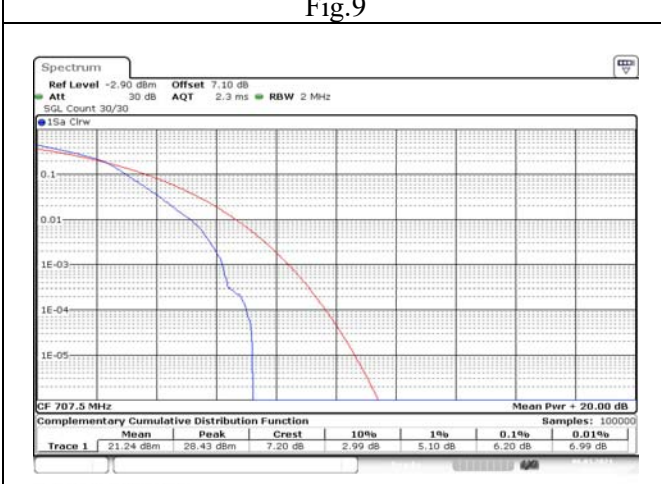


Fig.11

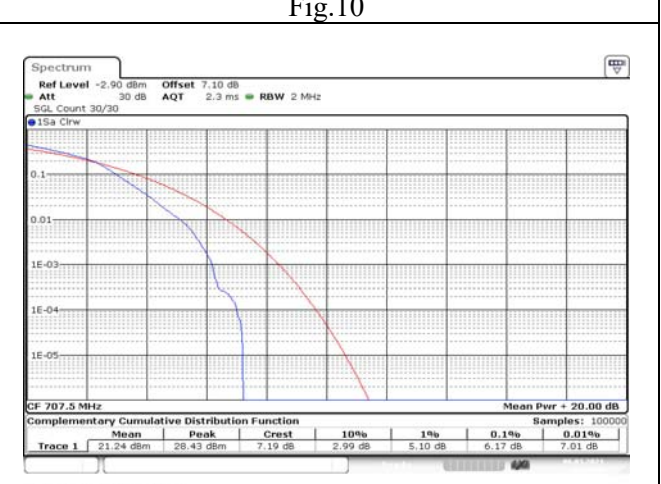


Fig.12

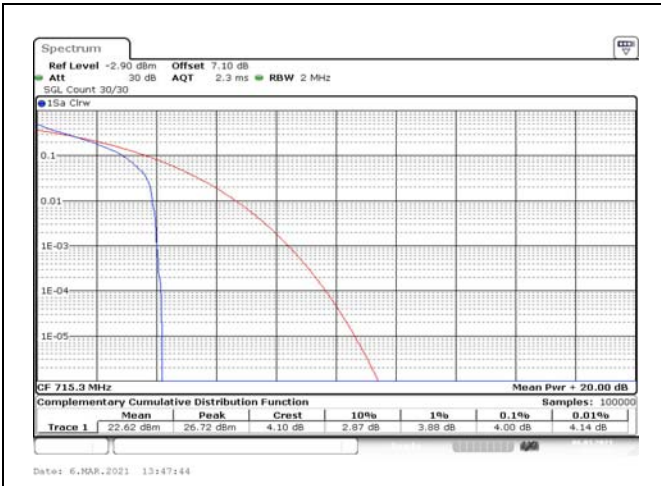


Fig.13

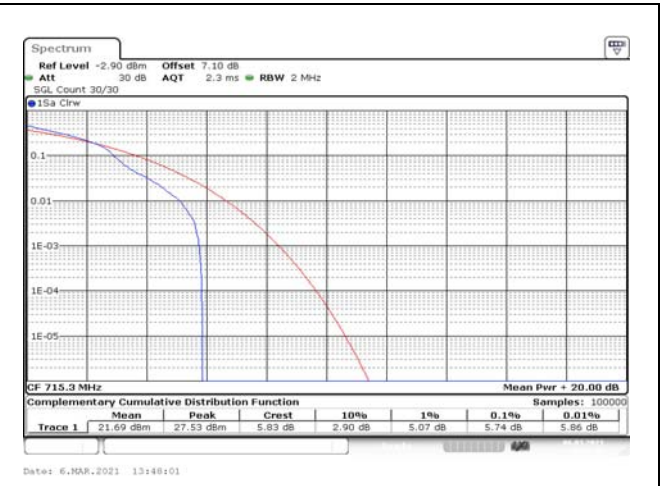


Fig.14

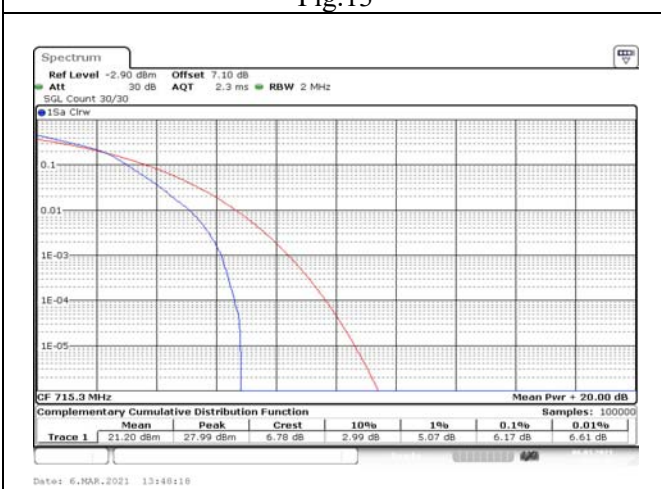


Fig.15

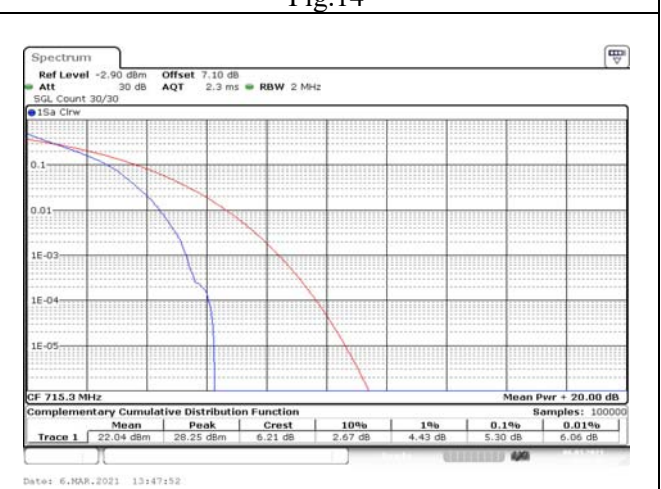


Fig.16

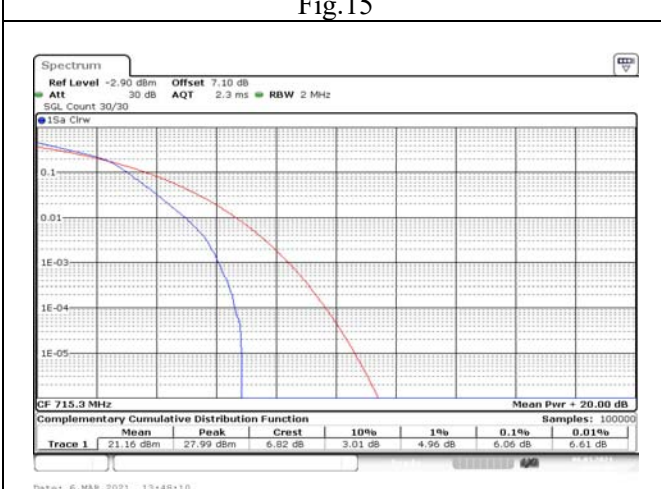


Fig.17

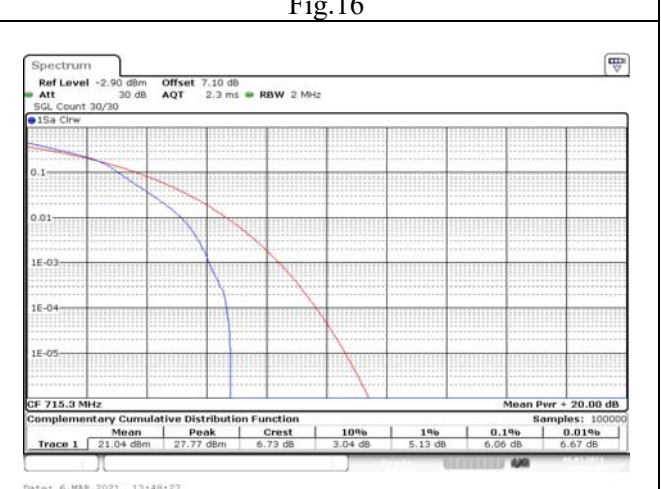


Fig.18

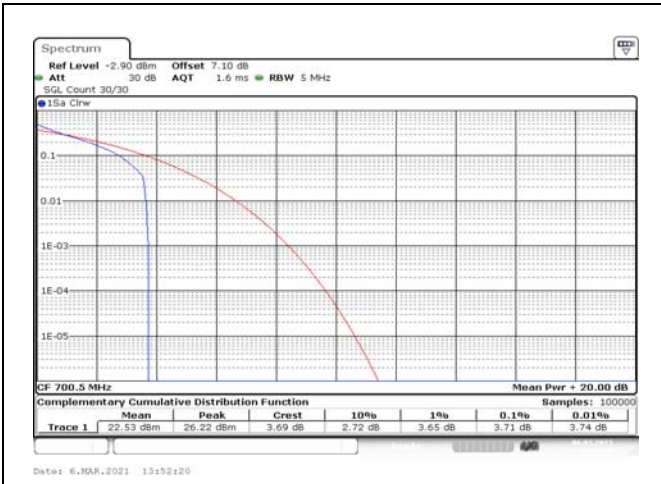


Fig.19

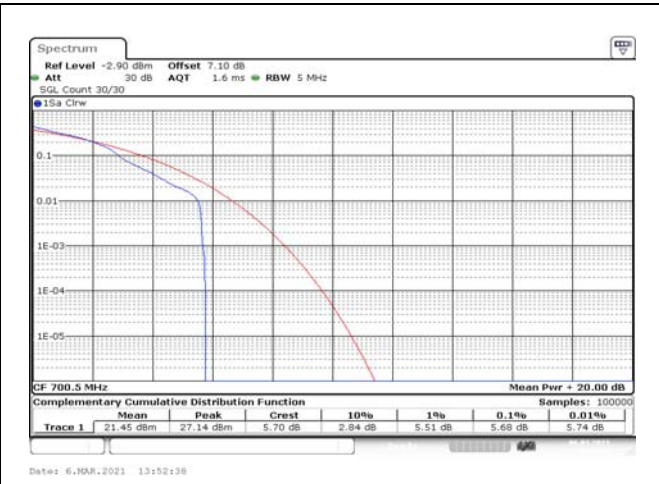


Fig.20

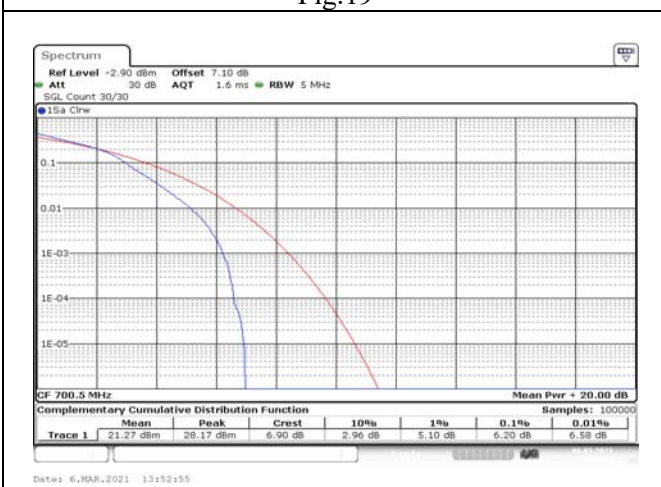


Fig.21

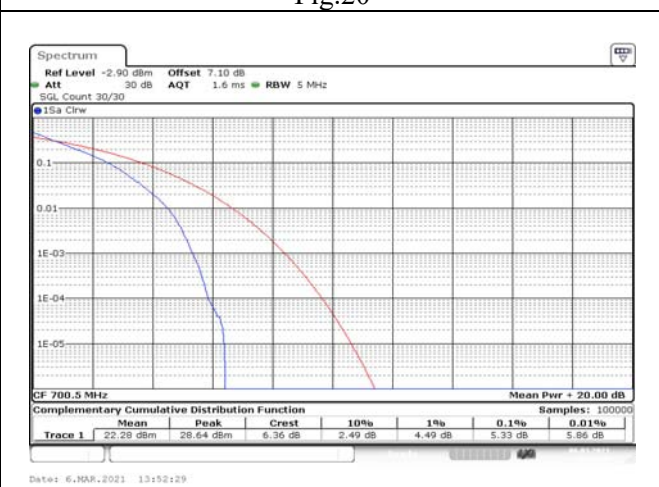


Fig.22

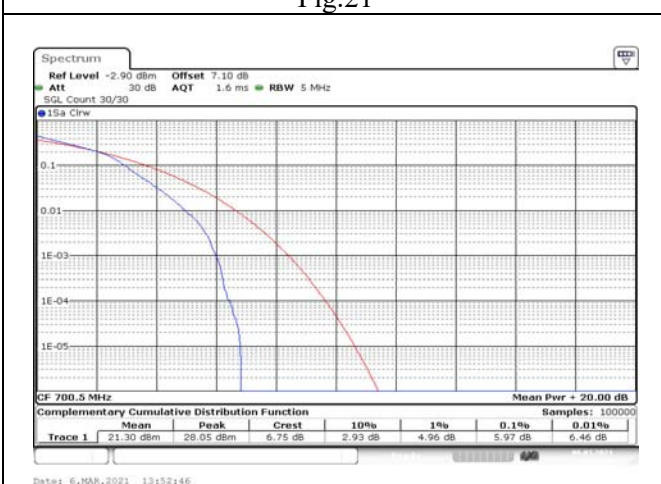


Fig.23

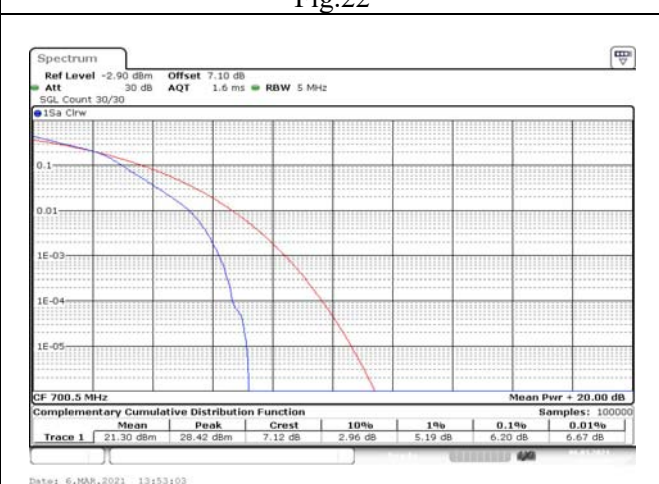


Fig.24

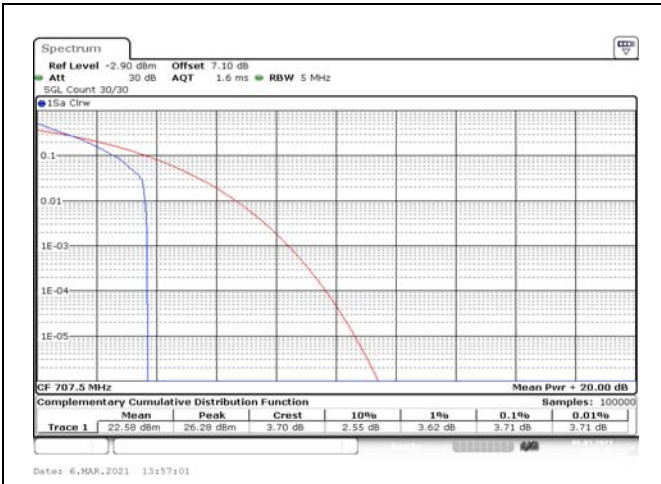


Fig.25

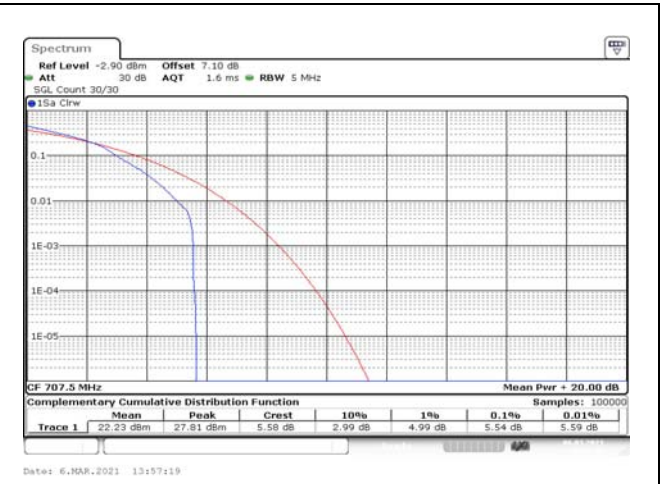


Fig.26

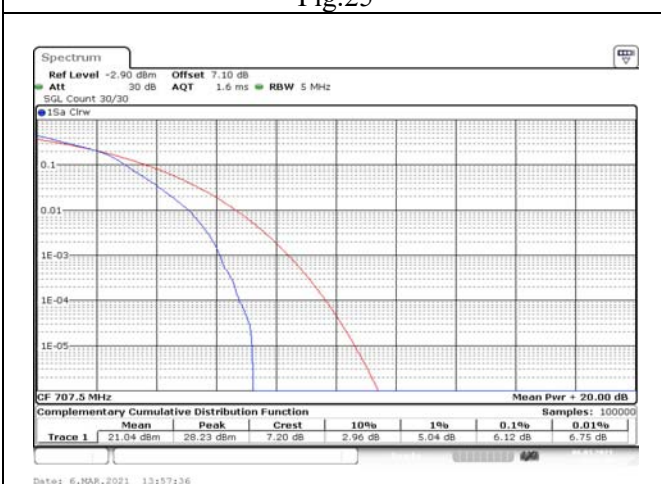


Fig.27

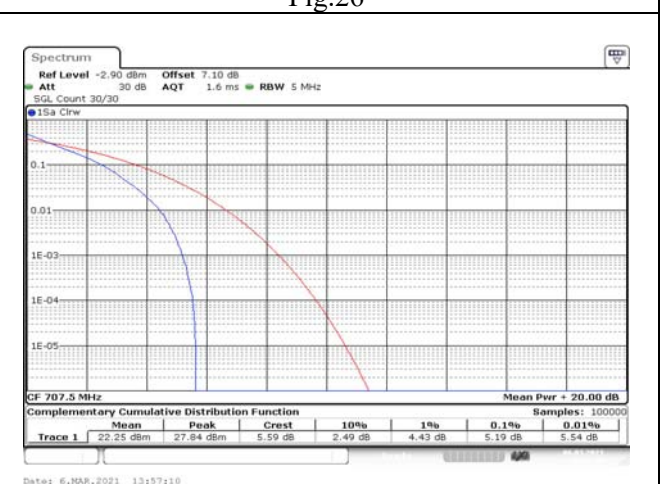


Fig.28

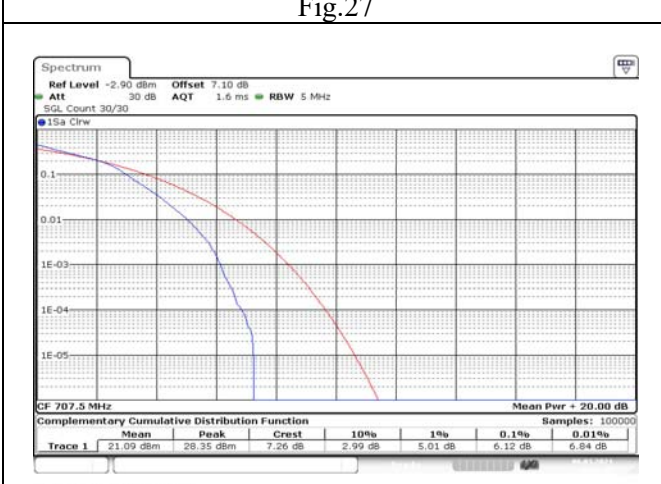


Fig.29

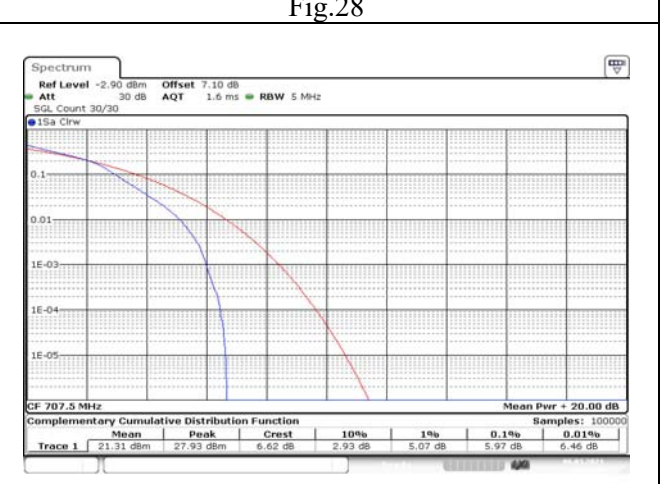


Fig.30

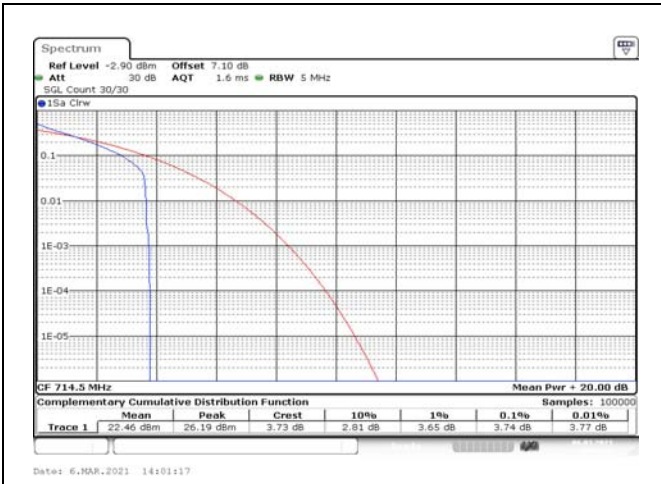


Fig.31

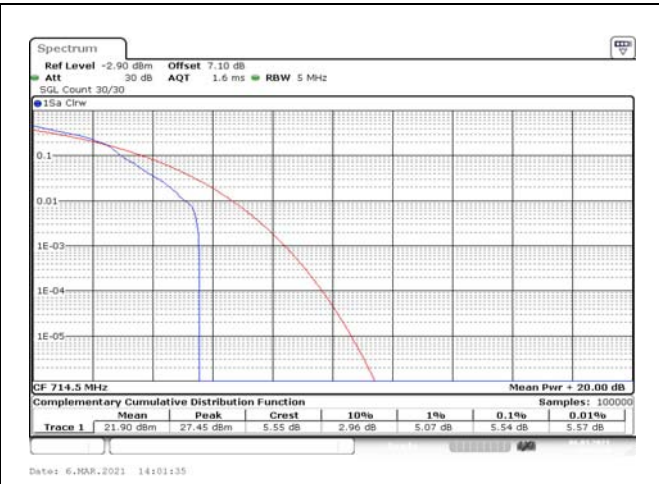


Fig.32

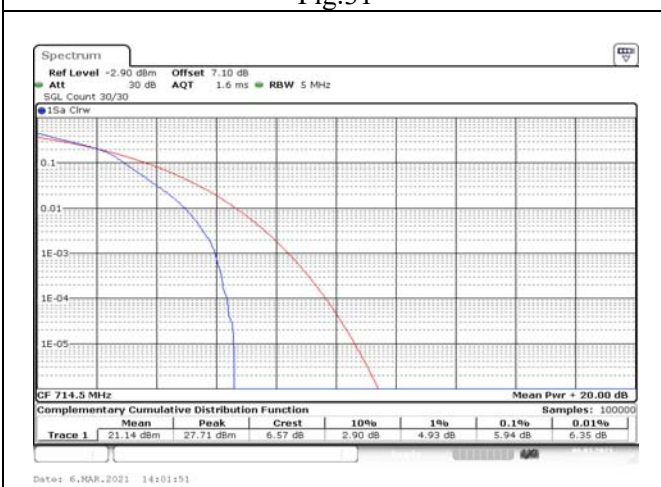


Fig.33

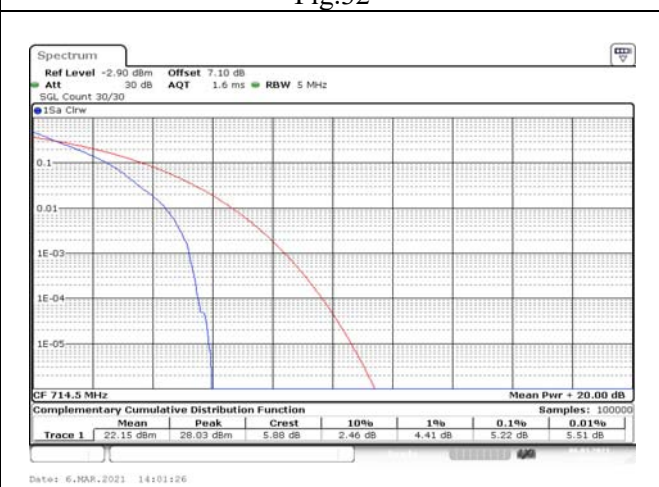


Fig.34

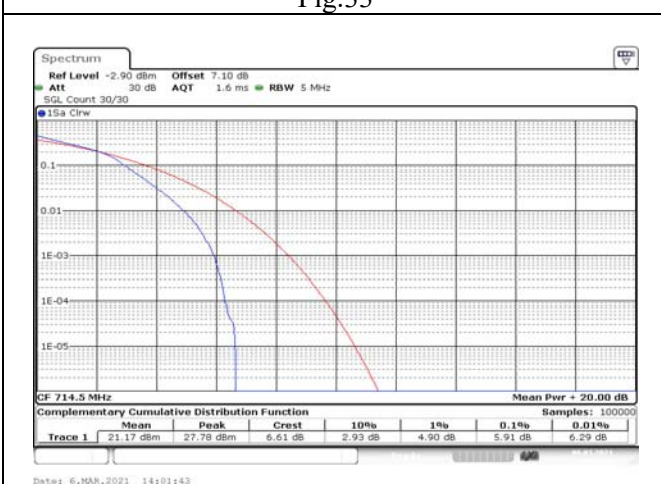


Fig.35

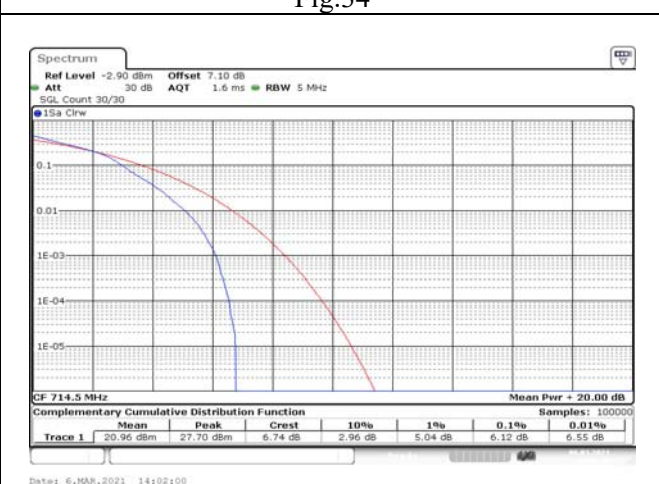


Fig.36

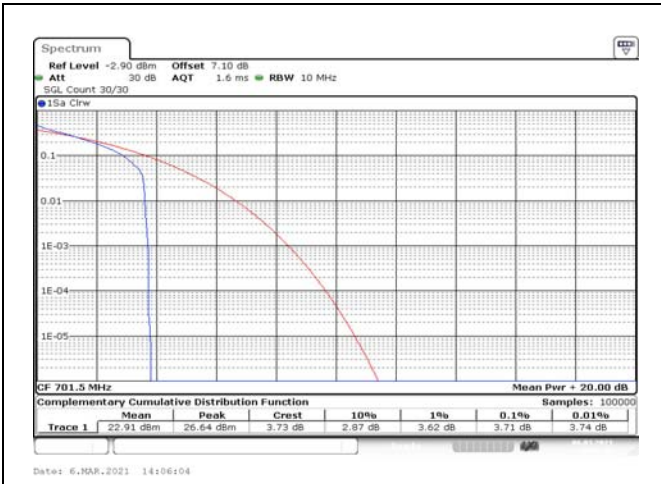


Fig.37

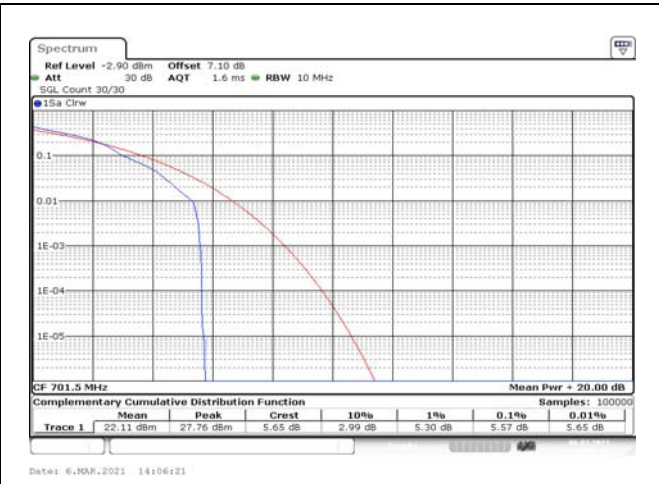


Fig.38

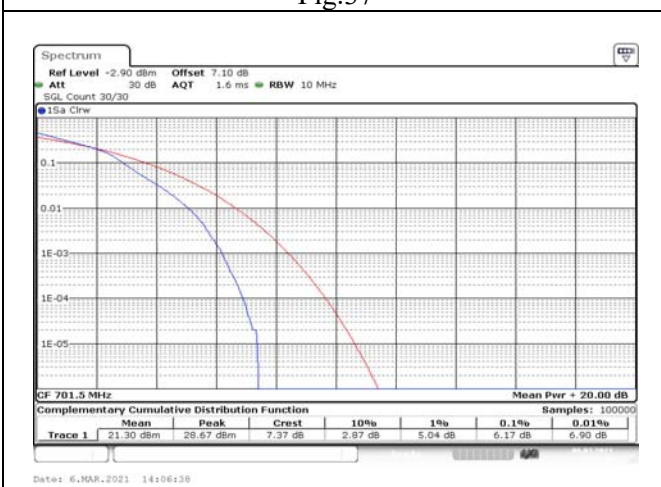


Fig.39



Fig.40

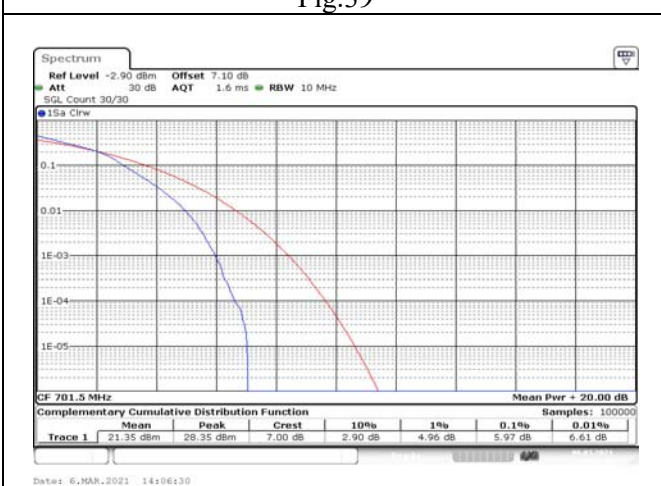


Fig.41

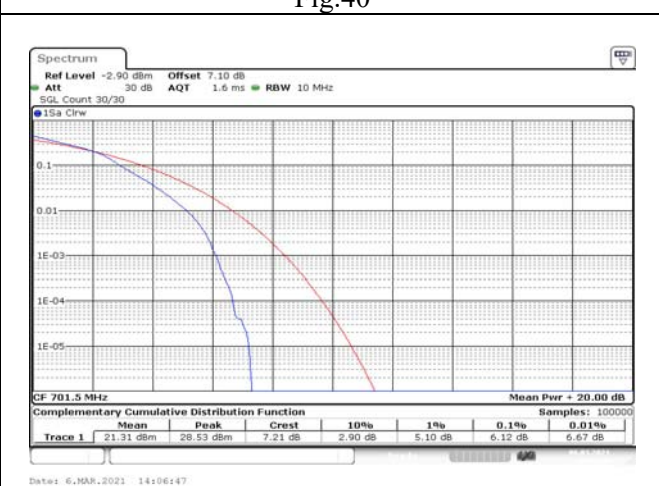


Fig.42

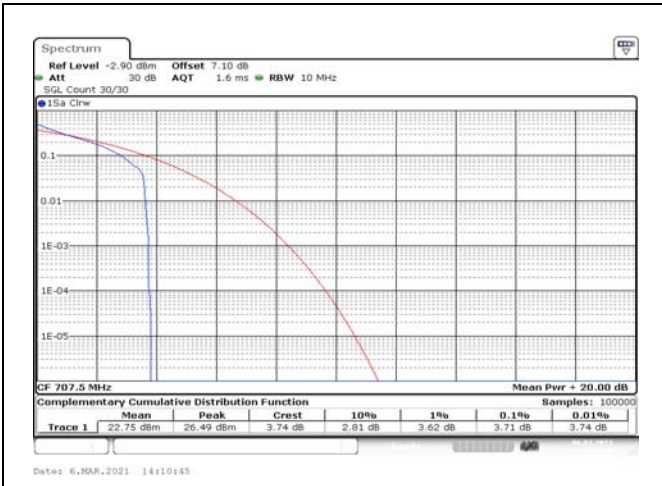


Fig.43

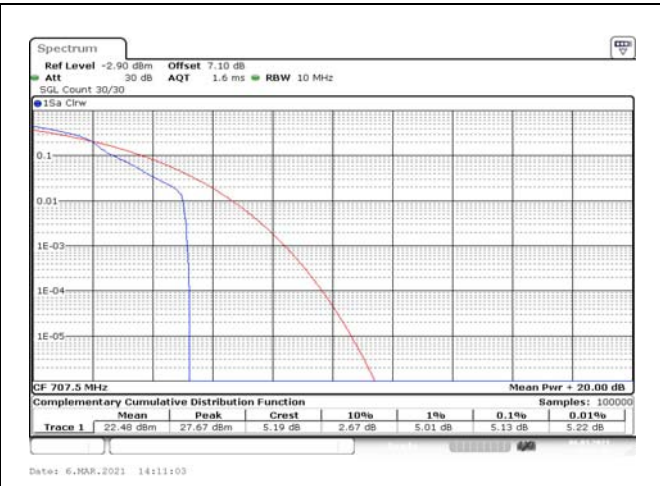


Fig.44

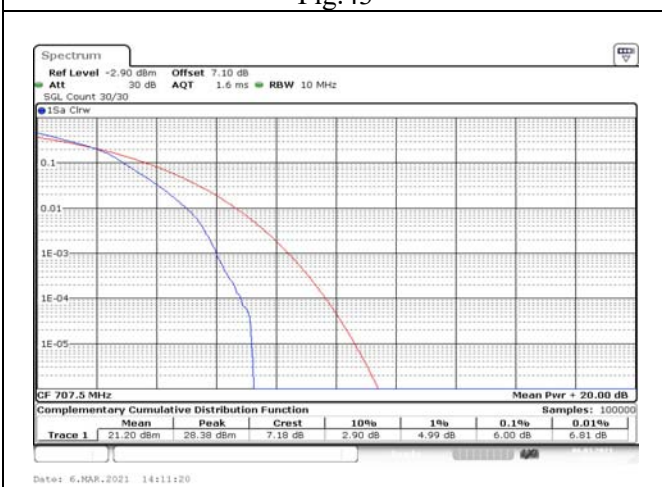


Fig.45

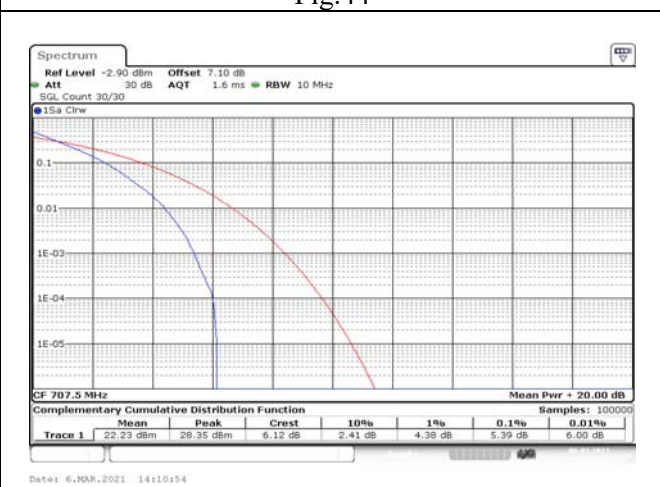


Fig.46

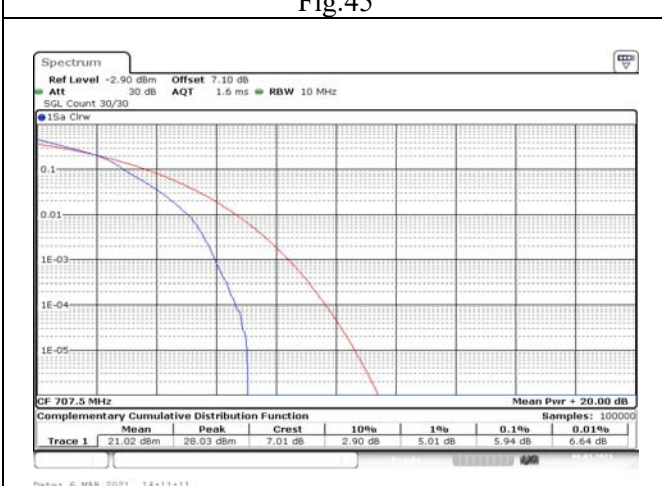


Fig.47



Fig.48

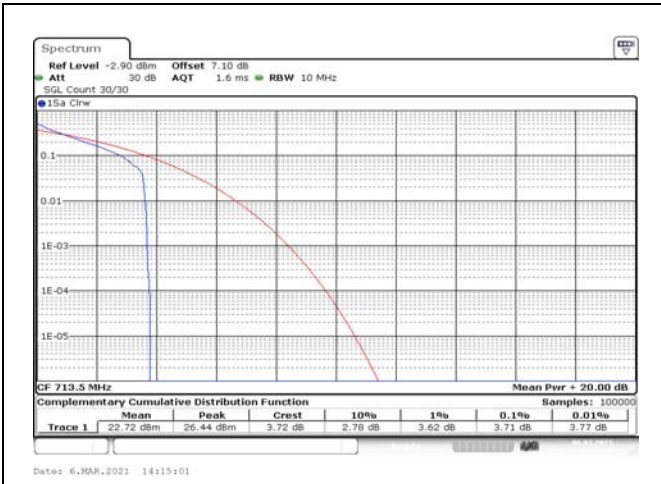


Fig.49

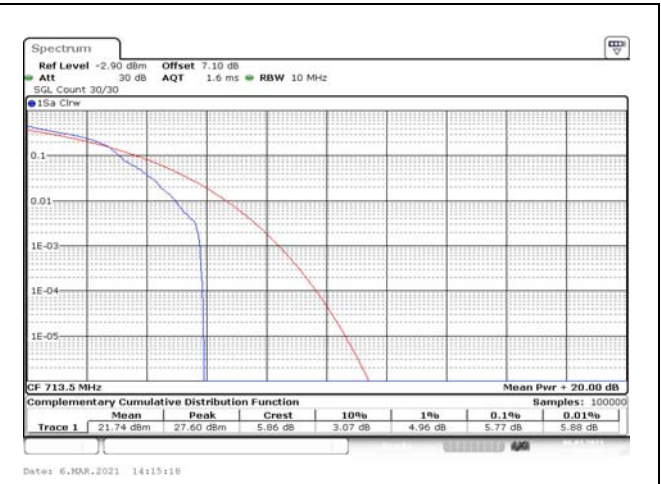


Fig.50

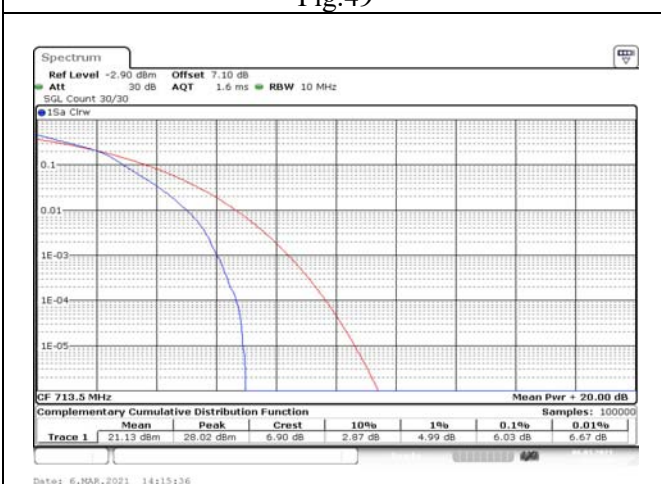


Fig.51

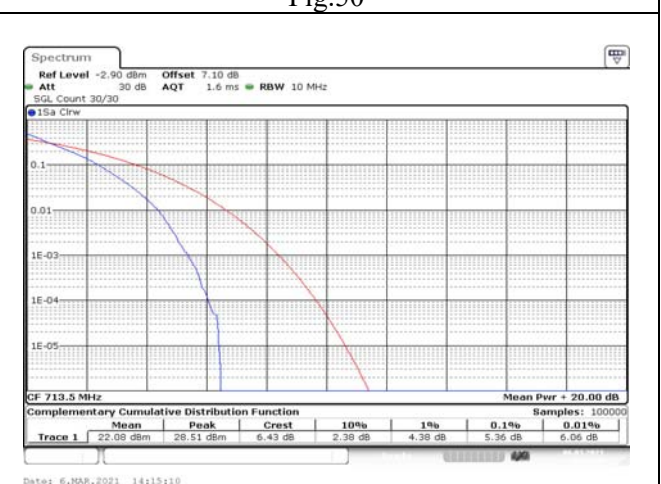


Fig.52

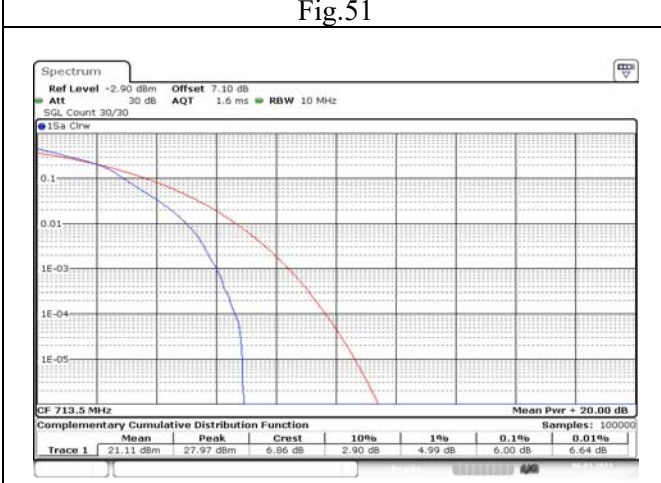


Fig.53

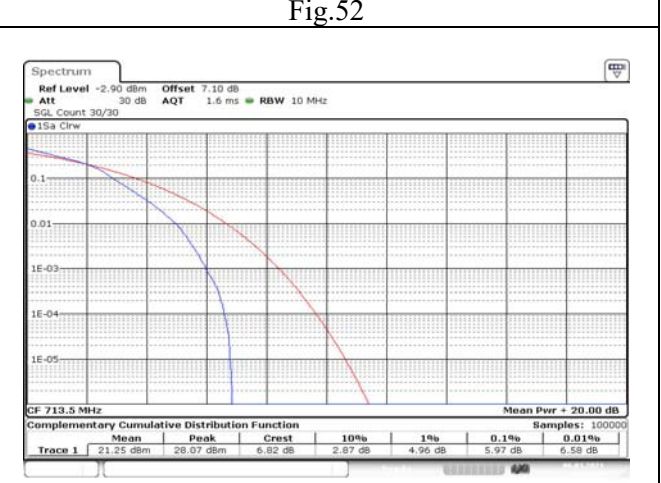


Fig.54

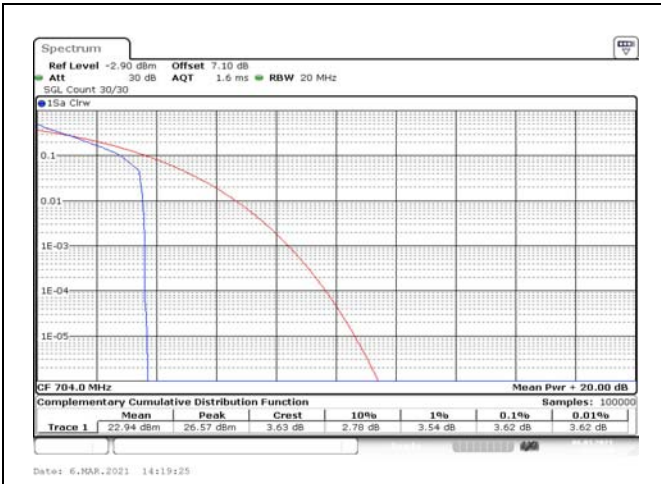


Fig.55

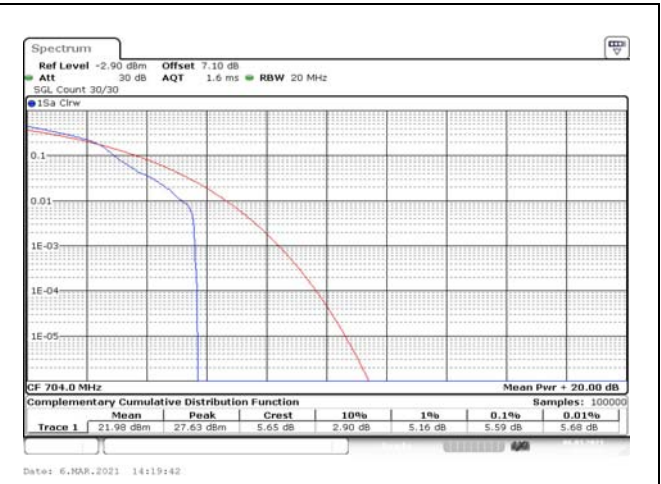


Fig.56

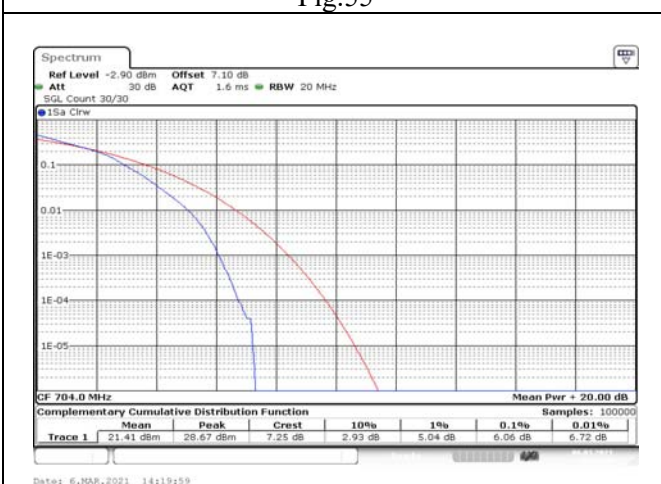


Fig.57



Fig.58

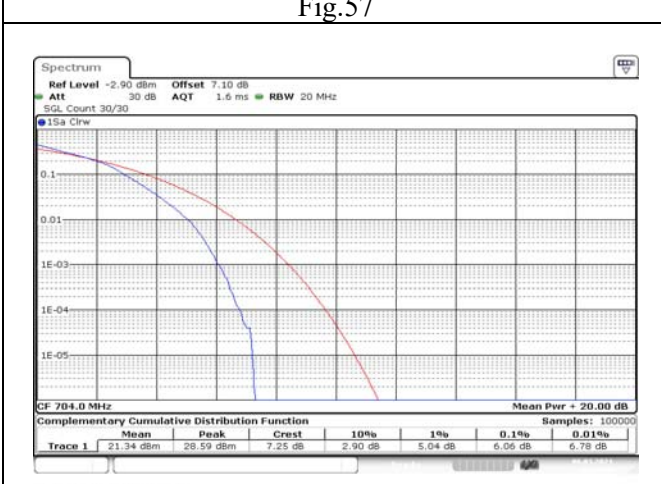


Fig.59

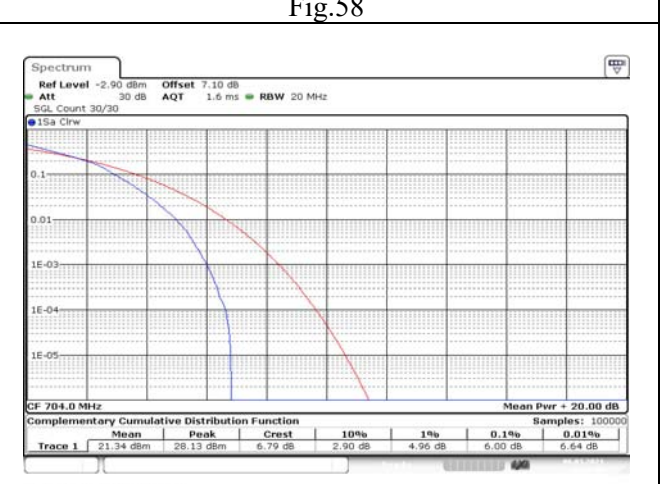


Fig.60

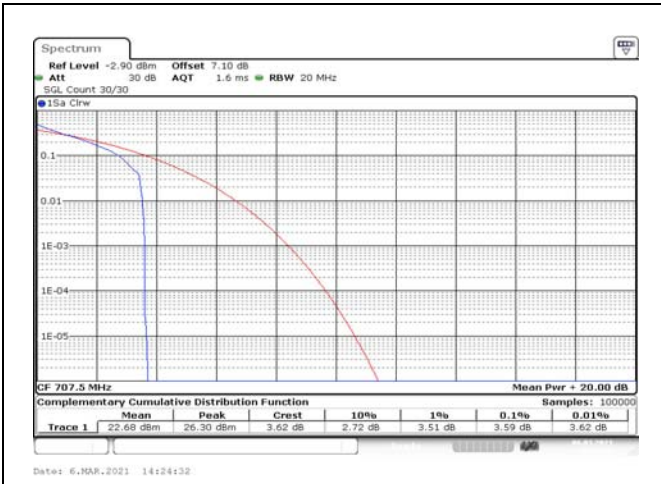


Fig.61

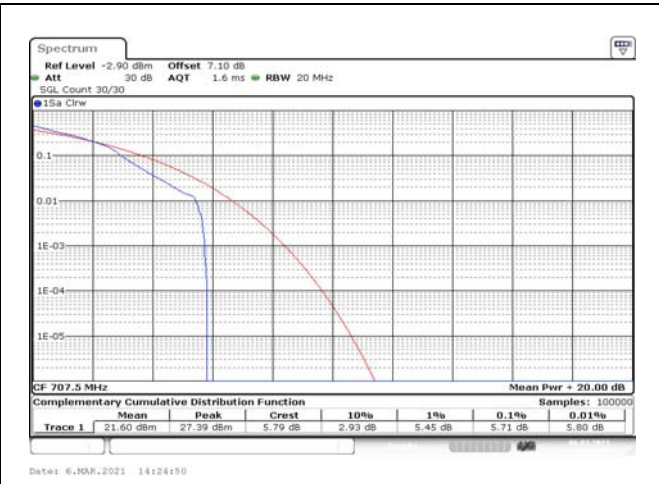


Fig.62

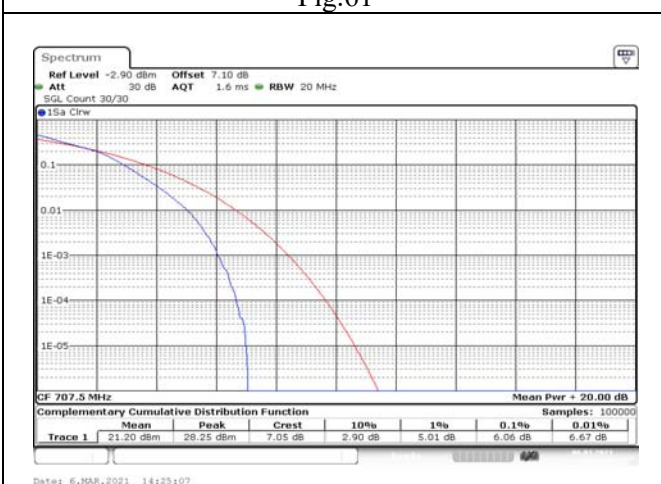


Fig.63

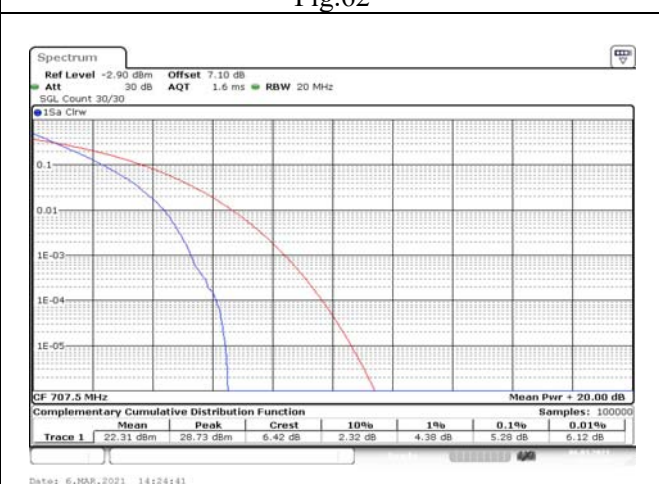


Fig.64

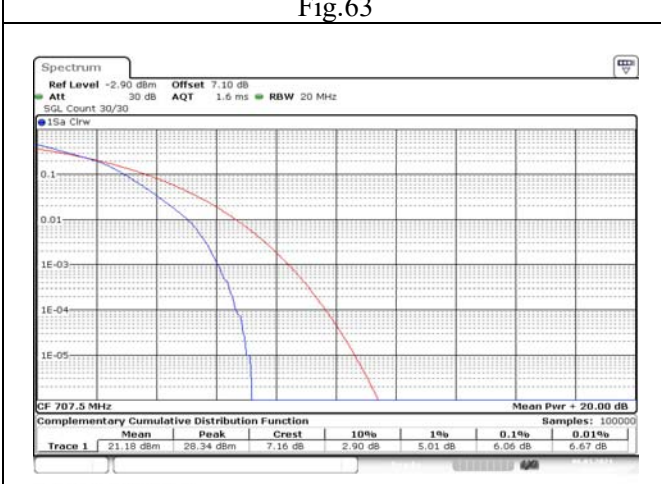


Fig.65

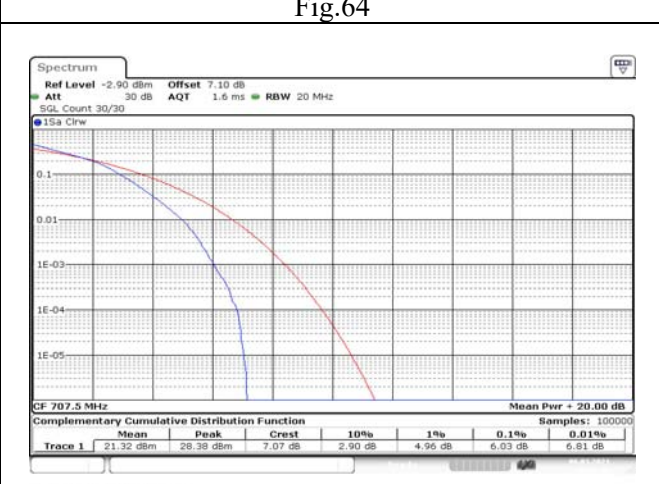


Fig.66

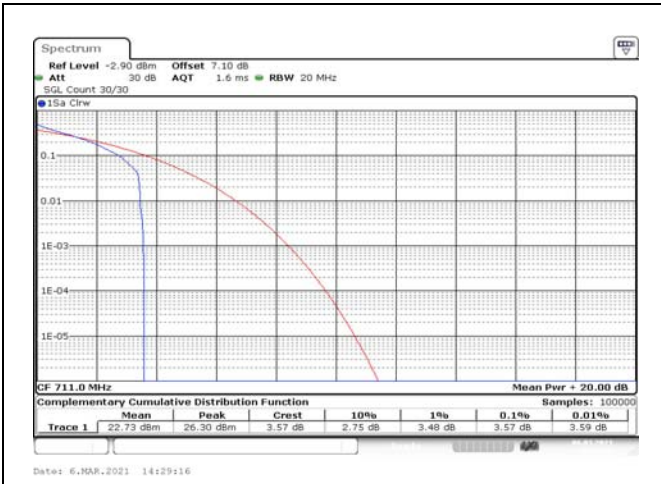


Fig.67

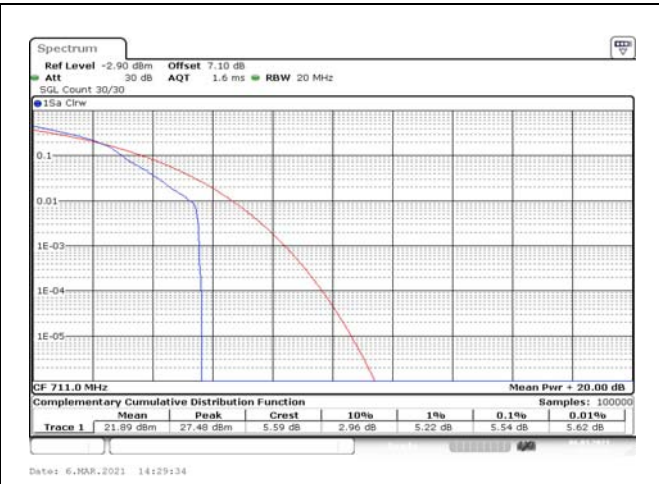


Fig.68

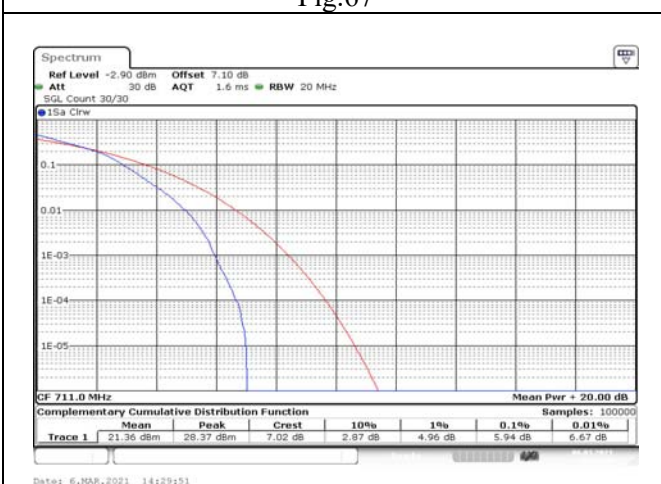


Fig.69



Fig.70

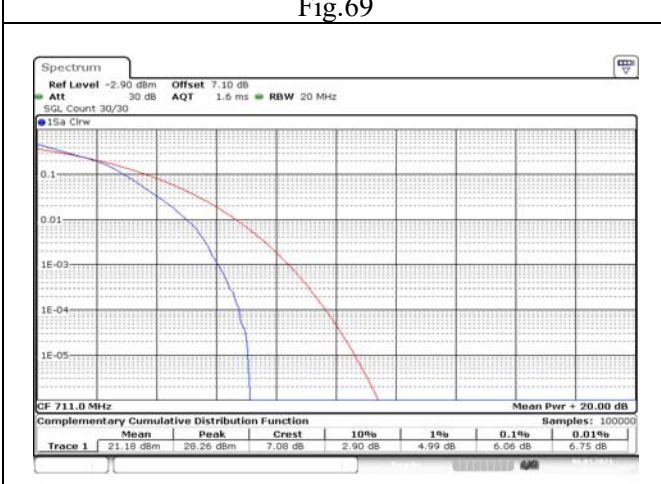


Fig.71

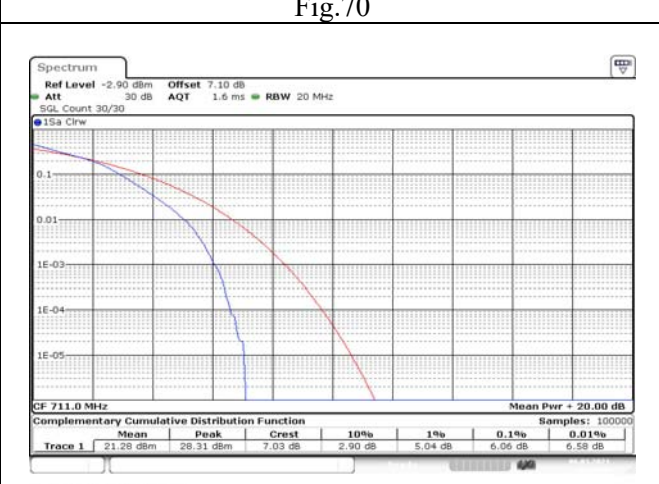


Fig.72

5 Spurious Emissions at antenna terminal

Band	Carrier frequency (MHz)	Channel	BW	RB Size	RB Offset	Conducted Spurious Plot
						QPSK
12	704	23060	10	1	0	Fig.1
	707.5	23095		1	0	Fig.2
	711	23130		1	0	Fig.3

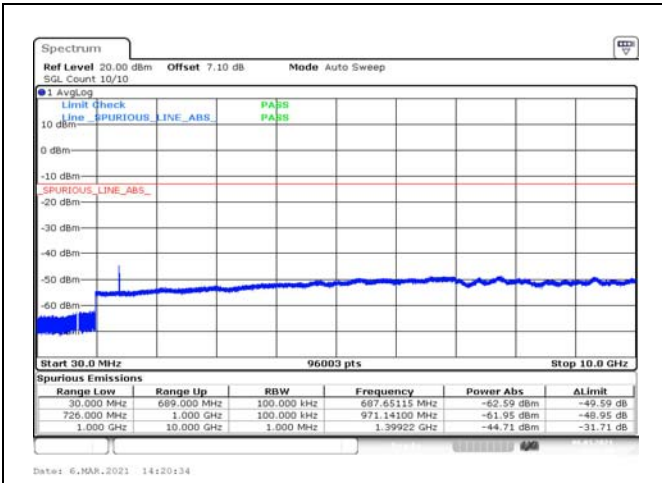


Fig.1

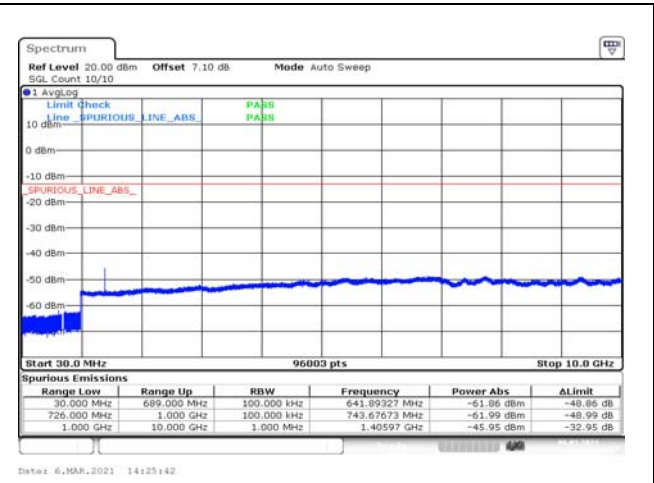


Fig.2

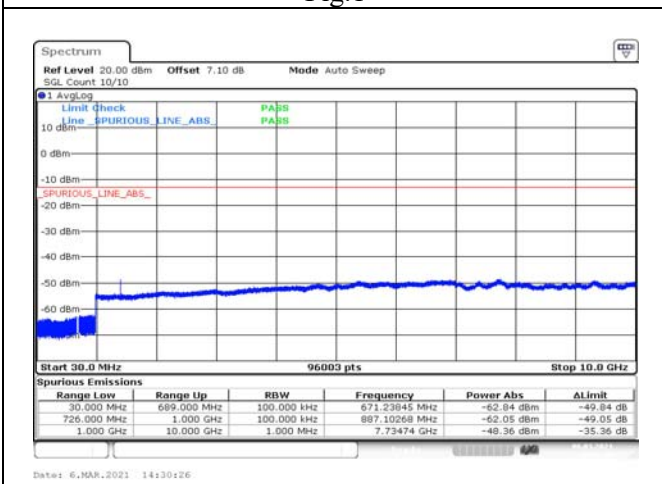


Fig.3

6 Band Edges Compliance

Band	Carrier frequency (MHz)	Channel	BW	RB Size	RB Offset	Band Edges Plot
						QPSK
12	699.7	23017	1.4	1	0	Fig.1
				6	0	Fig.2
	715.3	23173		1	5	Fig.3
				6	0	Fig.4
	700.5	23025	3	1	0	Fig.5
				15	0	Fig.6
	714.5	23165		1	14	Fig.7
				15	0	Fig.8
	701.5	23035	5	1	0	Fig.9
				25	0	Fig.10
	713.5	23155		1	24	Fig.11
				25	0	Fig.12
	704	23060	10	1	0	Fig.13
				50	0	Fig.14
	711	23130		1	49	Fig.15
				50	0	Fig.16

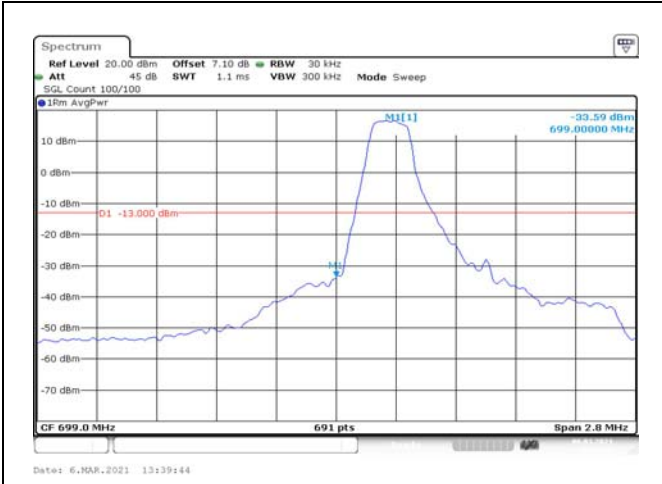


Fig.1



Fig.2

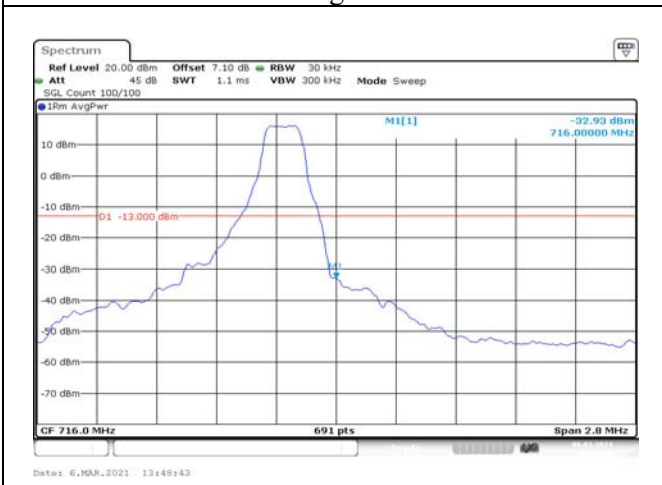


Fig.3

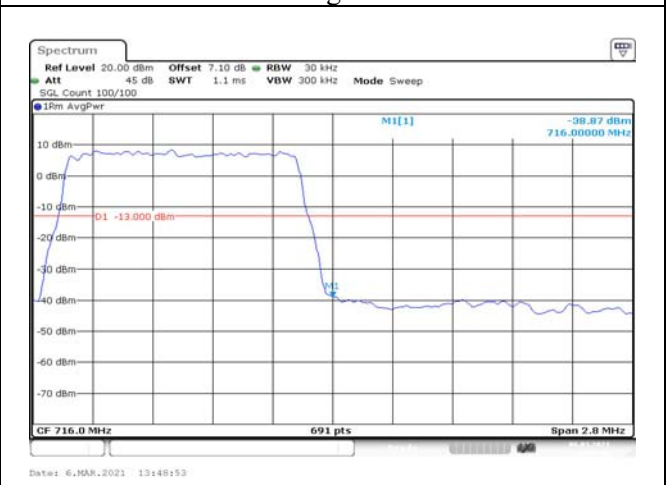


Fig.4

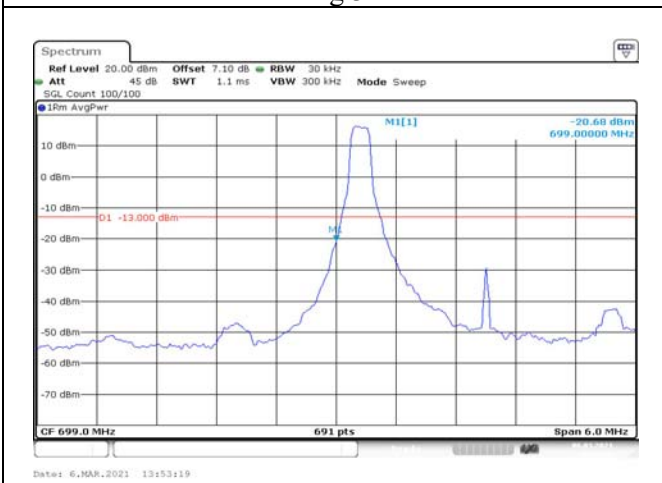


Fig.5

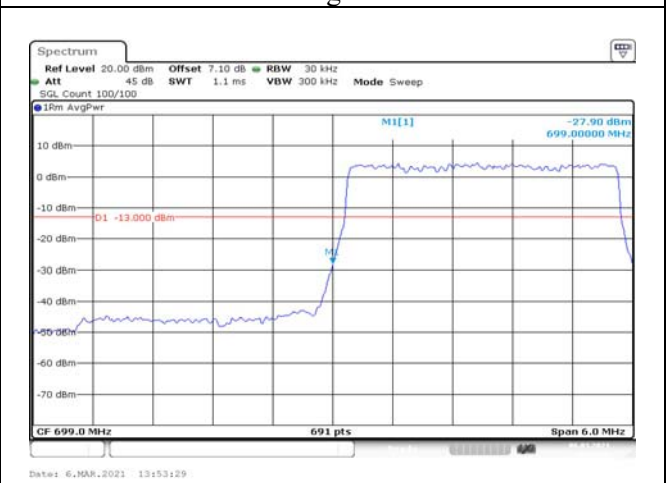


Fig.6

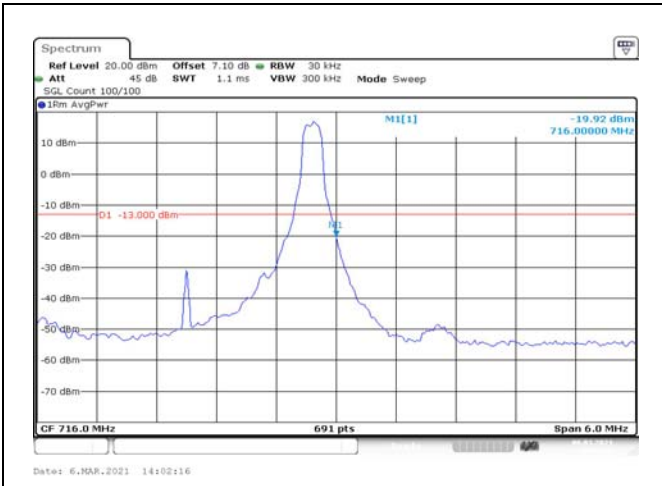


Fig.7

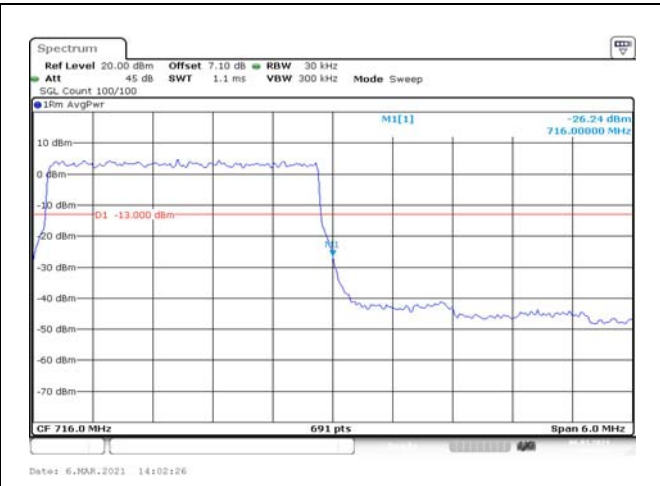


Fig.8

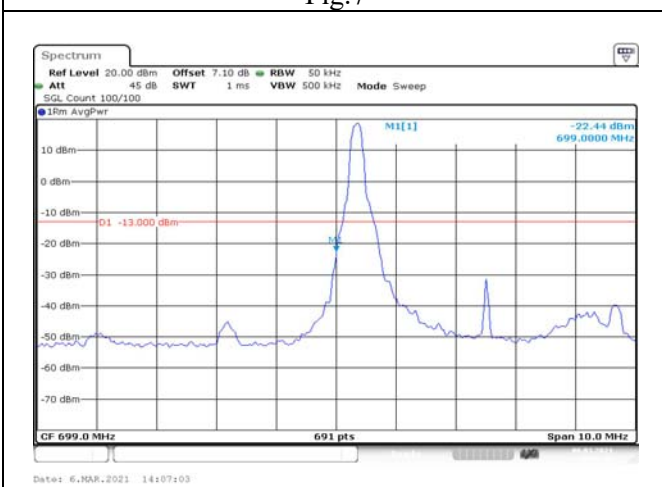


Fig.9

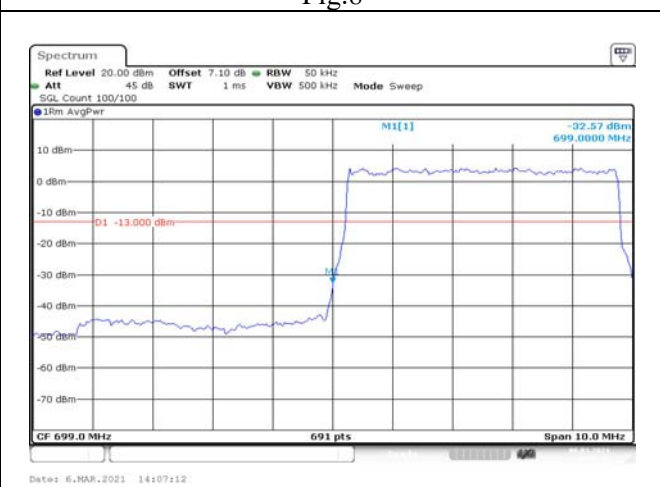


Fig.10

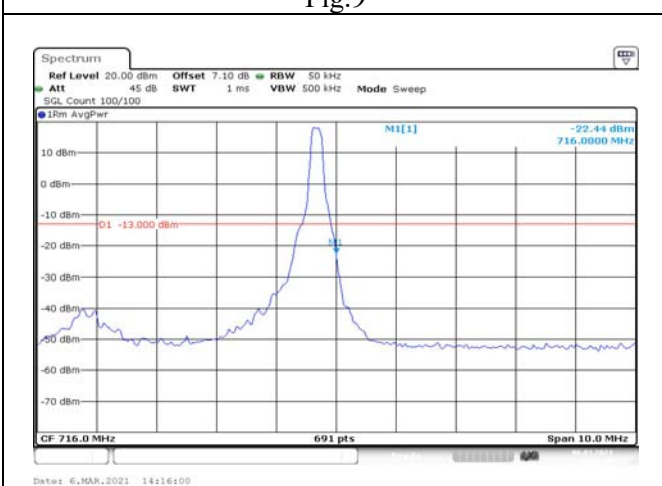


Fig.11

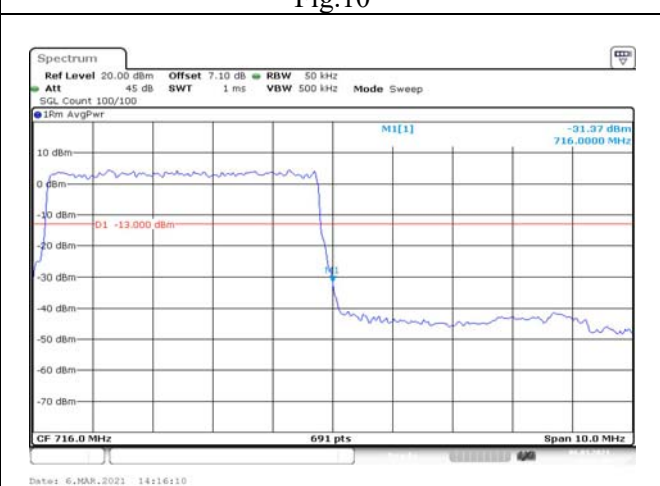


Fig.12

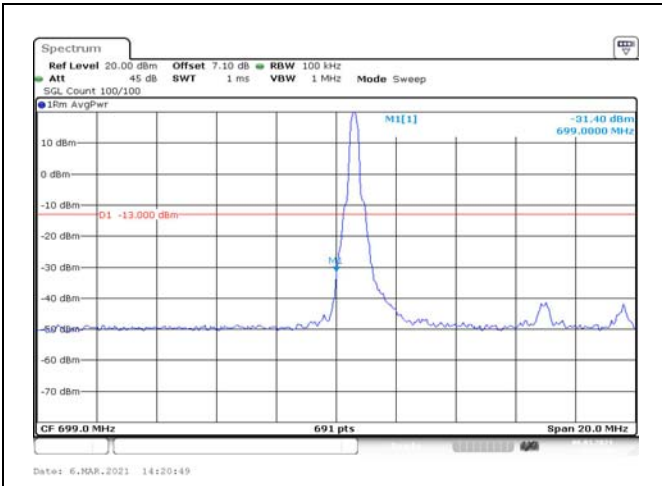


Fig.13

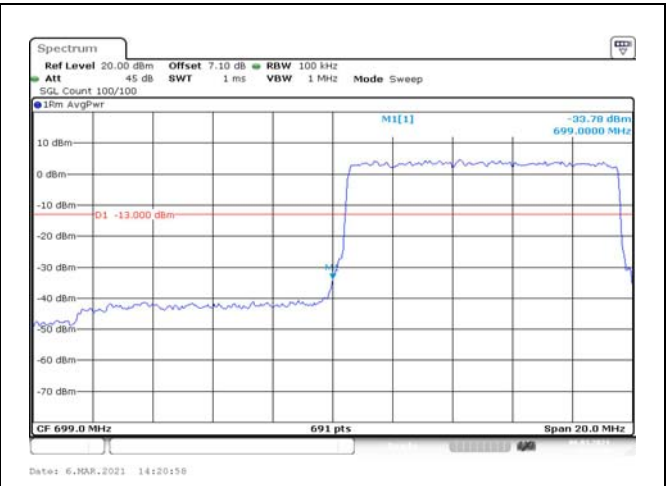


Fig.14

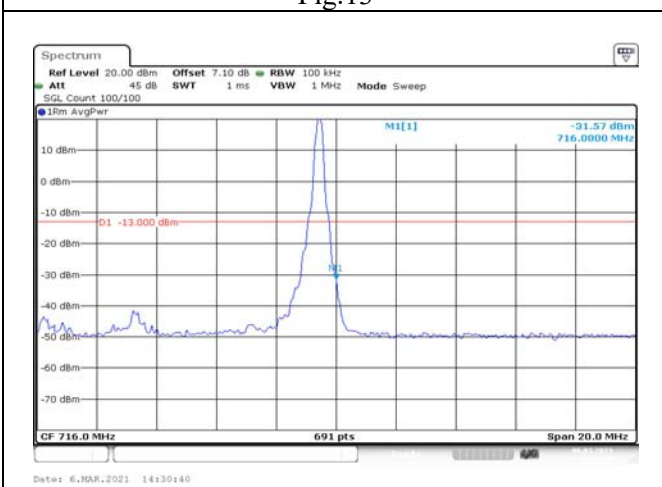


Fig.15

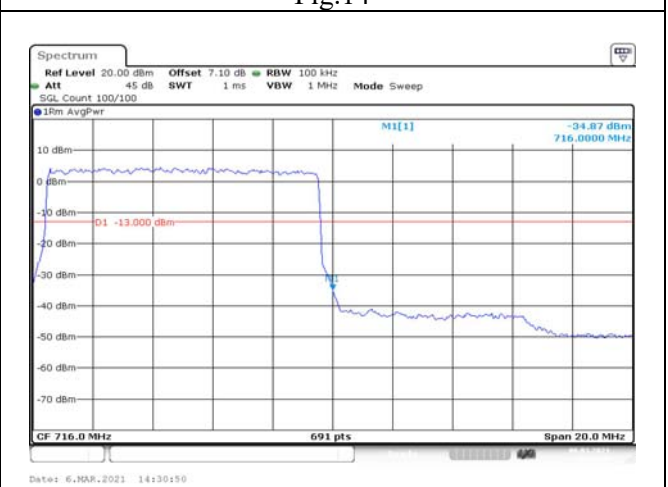


Fig.16

7 Frequency Stability

Temperature(°C)	Voltage	Test Result (ppm) Band12 Low Channel QPSK					
		1.4M	3M	5M	10M	15M	20M
-30	NV	0.008	-0.005	-0.003	0.008	---	---
-20	NV	0.001	0.000	-0.002	0.004	---	---
-10	NV	0.002	0.001	-0.005	0.004	---	---
0	NV	-0.006	-0.001	-0.001	0.004	---	---
+10	NV	-0.030	0.004	-0.005	0.012	---	---
+20	NV	0.000	0.000	0.000	0.000	---	---
+30	NV	0.001	0.000	-0.002	0.004	---	---
+40	NV	0.003	-0.001	-0.005	0.001	---	---
+50	NV	-0.008	0.002	0.003	0.008	---	---
+20	LV	-0.018	0.000	-0.002	0.006	---	---
+20	HV	0.001	0.001	0.001	0.012	---	---

Temperature(°C)	Voltage	Test Result (ppm) Band12 High Channel QPSK					
		1.4M	3M	5M	10M	15M	20M
-30	NV	0.000	0.008	0.006	0.002	---	---
-20	NV	-0.011	0.004	0.006	0.011	---	---
-10	NV	-0.009	0.004	0.008	0.004	---	---
0	NV	0.006	0.000	0.011	0.009	---	---
+10	NV	0.025	0.003	0.009	-0.003	---	---
+20	NV	0.000	0.000	0.000	0.000	---	---
+30	NV	-0.011	0.004	0.006	0.011	---	---
+40	NV	-0.014	-0.004	0.003	0.007	---	---
+50	NV	-0.024	-0.001	0.007	0.006	---	---
+20	LV	0.019	-0.002	0.009	0.003	---	---
+20	HV	0.017	0.000	0.011	0.002	---	---

8 Effective Radiated Power and Effective Isotropic Radiated Power

Modulation	Carrier frequency (MHz)	UL Channel	BW	RB Size	RB Offset	Conduct ed power (dBm)	ERP/ EIRP (dBm)	ERP/ EIRP (W)
QPSK	699.7	23017	1.4	1	0	23.48	16.93	0.049
				1	3	23.39	16.84	0.048
				1	5	23.39	16.84	0.048
				3	0	22.52	15.97	0.040
				3	1	22.45	15.90	0.039
				3	3	22.48	15.93	0.039
	6	0		21.44	14.89	0.031		
	1	0		23.34	16.79	0.048		
	1	3		23.44	16.89	0.049		
	1	5		23.37	16.82	0.048		
	3	0		22.33	15.78	0.038		
	3	1		22.42	15.87	0.039		
	3	3		22.38	15.83	0.038		
	6	0		21.43	14.88	0.031		
	1	0		23.34	16.79	0.048		
	1	3		23.31	16.76	0.047		
	1	5		23.31	16.76	0.047		
	3	0		22.27	15.72	0.037		
3	1	22.25	15.70	0.037				
3	3	22.18	15.63	0.037				
6	0	21.51	14.96	0.031				
16QAM	699.7	23017	1.4	1	0	22.66	16.11	0.041
				1	3	22.59	16.04	0.040
				1	5	22.59	16.04	0.040
				3	0	21.89	15.34	0.034
				3	1	21.94	15.39	0.035
				3	3	21.89	15.34	0.034
	6	0		20.54	13.99	0.025		
	1	0		22.44	15.89	0.039		
	1	3		22.45	15.90	0.039		
	1	5		22.59	16.04	0.040		
	3	0		21.44	14.89	0.031		
	3	1		21.39	14.84	0.030		
	3	3		21.53	14.98	0.031		
	6	0		20.48	13.93	0.025		
	1	0		22.57	16.02	0.040		
	1	3		22.45	15.90	0.039		
	1	5		22.56	16.01	0.040		
	3	0		21.55	15.00	0.032		
3	1	21.49	14.94	0.031				
3	3	21.49	14.94	0.031				
6	0	20.25	13.70	0.023				

Modulation	Carrier frequency (MHz)	UL Channel	BW	RB Size	RB Offset	Conduct ed power (dBm)	ERP/ EIRP (dBm)	ERP/ EIRP (W)
64QAM	699.7	23017	1.4	1	0	21.51	14.96	0.031
				1	3	21.55	15.00	0.032
				1	5	21.58	15.03	0.032
				3	0	20.58	14.03	0.025
				3	1	20.58	14.03	0.025
				3	3	20.52	13.97	0.025
	707.5	23095		1	0	21.42	14.87	0.031
				1	3	21.46	14.91	0.031
				1	5	21.49	14.94	0.031
				3	0	20.49	13.94	0.025
				3	1	20.43	13.88	0.024
				3	3	20.46	13.91	0.025
	715.3	23173		6	0	19.49	12.94	0.020
				1	0	21.32	14.77	0.030
				1	3	21.25	14.70	0.030
				1	5	21.25	14.70	0.030
				3	0	20.25	13.70	0.023
				3	1	20.25	13.70	0.023
				3	3	20.32	13.77	0.024
				6	0	19.32	12.77	0.019

Modulation	Carrier frequency (MHz)	UL Channel	BW	RB Size	RB Offset	Conduct ed power (dBm)	ERP/ EIRP (dBm)	ERP/ EIRP (W)
QPSK	700.5	23025	3	1	0	23.71	17.16	0.052
				1	8	23.45	16.90	0.049
				1	14	23.51	16.96	0.050
				8	0	22.60	16.05	0.040
				8	4	22.54	15.99	0.040
				8	7	22.53	15.98	0.040
	707.5	23095		15	0	21.54	14.99	0.032
				1	0	23.48	16.93	0.049
				1	8	23.45	16.90	0.049
				1	14	23.59	17.04	0.051
				8	0	22.58	16.03	0.040
				8	4	22.50	15.95	0.039
	714.5	23165		8	7	22.56	16.01	0.040
				15	0	21.43	14.88	0.031
				1	0	23.54	16.99	0.050
1			8	23.47	16.92	0.049		
1			14	23.29	16.74	0.047		
8			0	22.56	16.01	0.040		
16QAM	700.5	23025	8	4	22.44	15.89	0.039	
			8	7	22.48	15.93	0.039	
			15	0	21.49	14.94	0.031	
			1	0	23.00	16.45	0.044	
			1	8	22.96	16.41	0.044	
			1	14	22.97	16.42	0.044	
	707.5	23095	8	0	21.76	15.21	0.033	
			8	4	21.63	15.08	0.032	
			8	7	21.84	15.29	0.034	
			15	0	20.55	14.00	0.025	
			1	0	22.72	16.17	0.041	
			1	8	22.60	16.05	0.040	
	714.5	23165	1	14	22.74	16.19	0.042	
			8	0	21.48	14.93	0.031	
			8	4	21.48	14.93	0.031	
8			7	21.51	14.96	0.031		
15			0	20.53	13.98	0.025		
1			0	22.74	16.19	0.042		
			1	8	22.59	16.04	0.040	
			1	14	22.28	15.73	0.037	
			8	0	21.46	14.91	0.031	
			8	4	21.62	15.07	0.032	
			8	7	21.55	15.00	0.032	
			15	0	20.54	13.99	0.025	

Modulation	Carrier frequency (MHz)	UL Channel	BW	RB Size	RB Offset	Conduct ed power (dBm)	ERP/ EIRP (dBm)	ERP/ EIRP (W)
64QAM	700.5	23025	3	1	0	21.67	15.12	0.033
				1	8	21.63	15.08	0.032
				1	14	21.74	15.19	0.033
				8	0	20.67	14.12	0.026
				8	4	20.59	14.04	0.025
				8	7	20.67	14.12	0.026
				15	0	19.67	13.12	0.021
	707.5	23095		1	0	21.49	14.94	0.031
				1	8	21.49	14.94	0.031
				1	14	21.49	14.94	0.031
				8	0	20.46	13.91	0.025
				8	4	20.52	13.97	0.025
				8	7	20.49	13.94	0.025
				15	0	19.49	12.94	0.020
	714.5	23165		1	0	21.53	14.98	0.031
				1	8	21.53	14.98	0.031
				1	14	21.53	14.98	0.031
				8	0	20.53	13.98	0.025
				8	4	20.53	13.98	0.025
				8	7	20.60	14.05	0.025
				15	0	19.60	13.05	0.020

Modulation	Carrier frequency (MHz)	UL Channel	BW	RB Size	RB Offset	Conduct ed power (dBm)	ERP/ EIRP (dBm)	ERP/ EIRP (W)
QPSK	701.5	23035	5	1	0	23.43	16.88	0.049
				1	12	23.41	16.86	0.049
				1	24	23.47	16.92	0.049
				12	0	22.62	16.07	0.040
				12	7	22.45	15.90	0.039
				12	13	22.52	15.97	0.040
	25	0		21.59	15.04	0.032		
	707.5	23095		1	0	23.63	17.08	0.051
				1	12	23.46	16.91	0.049
				1	24	23.31	16.76	0.047
				12	0	22.58	16.03	0.040
				12	7	22.54	15.99	0.040
				12	13	22.50	15.95	0.039
	25	0		21.43	14.88	0.031		
	713.5	23155		1	0	23.43	16.88	0.049
1			12	23.22	16.67	0.046		
1			24	23.39	16.84	0.048		
12			0	22.53	15.98	0.040		
12			7	22.47	15.92	0.039		
12			13	22.36	15.81	0.038		
25	0	21.44	14.89	0.031				
16QAM	701.5	23035	1	0	22.62	16.07	0.040	
			1	12	22.45	15.90	0.039	
			1	24	22.51	15.96	0.039	
			12	0	21.66	15.11	0.032	
			12	7	21.49	14.94	0.031	
			12	13	21.52	14.97	0.031	
	25	0	20.55	14.00	0.025			
	707.5	23095	1	0	22.64	16.09	0.041	
			1	12	22.63	16.08	0.041	
			1	24	22.63	16.08	0.041	
			12	0	21.54	14.99	0.032	
			12	7	21.56	15.01	0.032	
			12	13	21.52	14.97	0.031	
	25	0	20.55	14.00	0.025			
	713.5	23155	1	0	22.38	15.83	0.038	
1			12	22.39	15.84	0.038		
1			24	22.53	15.98	0.040		
12			0	21.53	14.98	0.031		
12			7	21.52	14.97	0.031		
12			13	21.52	14.97	0.031		
25	0	20.48	13.93	0.025				

Modulation	Carrier frequency (MHz)	UL Channel	BW	RB Size	RB Offset	Conduct ed power (dBm)	ERP/ EIRP (dBm)	ERP/ EIRP (W)
64QAM	701.5	23035	5	1	0	21.54	14.99	0.032
				1	12	21.57	15.02	0.032
				1	24	21.58	15.03	0.032
				12	0	20.57	14.02	0.025
				12	7	20.54	13.99	0.025
				12	13	20.39	13.84	0.024
				25	0	19.61	13.06	0.020
	707.5	23095		1	0	21.54	14.99	0.032
				1	12	21.42	14.87	0.031
				1	24	21.55	15.00	0.032
				12	0	20.45	13.90	0.025
				12	7	20.41	13.86	0.024
				12	13	20.47	13.92	0.025
				25	0	19.52	12.97	0.020
	713.5	23155		1	0	21.48	14.93	0.031
				1	12	21.42	14.87	0.031
				1	24	21.49	14.94	0.031
				12	0	20.59	14.04	0.025
				12	7	20.48	13.93	0.025
				12	13	20.42	13.87	0.024
				25	0	19.48	12.93	0.020

Modulation	Carrier frequency (MHz)	UL Channel	BW	RB Size	RB Offset	Conduct ed power (dBm)	ERP/ EIRP (dBm)	ERP/ EIRP (W)
QPSK	701.5	23035	10	1	0	23.40	16.85	0.048
				1	25	23.45	16.90	0.049
				1	49	23.21	16.66	0.046
				25	0	22.56	16.01	0.040
				25	12	22.53	15.98	0.040
				25	25	22.53	15.98	0.040
	50	0		21.48	14.93	0.031		
	707.5	23095		1	0	23.41	16.86	0.049
				1	25	23.47	16.92	0.049
				1	49	23.39	16.84	0.048
				25	0	22.59	16.04	0.040
				25	12	22.60	16.05	0.040
				25	25	22.50	15.95	0.039
	50	0		21.54	14.99	0.032		
	713.5	23155		1	0	23.38	16.83	0.048
1			25	23.41	16.86	0.049		
1			49	23.42	16.87	0.049		
25			0	22.52	15.97	0.040		
25			12	22.45	15.90	0.039		
25			25	22.37	15.82	0.038		
50	0	21.45	14.90	0.031				
16QAM	704	23060	1	0	22.95	16.40	0.044	
			1	25	22.86	16.31	0.043	
			1	49	22.78	16.23	0.042	
			25	0	21.67	15.12	0.033	
			25	12	21.66	15.11	0.032	
			25	25	21.59	15.04	0.032	
	50	0	20.60	14.05	0.025			
	707.5	23095	1	0	22.92	16.37	0.043	
			1	25	22.87	16.32	0.043	
			1	49	22.78	16.23	0.042	
			25	0	21.66	15.11	0.032	
			25	12	21.67	15.12	0.033	
			25	25	21.61	15.06	0.032	
	50	0	20.59	14.04	0.025			
	711	23130	1	0	22.77	16.22	0.042	
1			25	22.54	15.99	0.040		
1			49	22.74	16.19	0.042		
25			0	21.58	15.03	0.032		
25			12	21.60	15.05	0.032		
25			25	21.60	15.05	0.032		
50	0	20.66	14.11	0.026				

Modulation	Carrier frequency (MHz)	UL Channel	BW	RB Size	RB Offset	Conduct ed power (dBm)	ERP/ EIRP (dBm)	ERP/ EIRP (W)
64QAM	704	23060	10	1	0	21.64	15.09	0.032
				1	25	21.67	15.12	0.033
				1	49	21.61	15.06	0.032
				25	0	20.66	14.11	0.026
				25	12	20.73	14.18	0.026
				25	25	20.70	14.15	0.026
				50	0	19.63	13.08	0.020
	707.5	23095		1	0	21.56	15.01	0.032
				1	25	21.62	15.07	0.032
				1	49	21.59	15.04	0.032
				25	0	20.52	13.97	0.025
				25	12	20.55	14.00	0.025
				25	25	20.59	14.04	0.025
				50	0	19.58	13.03	0.020
	711	23130		1	0	21.63	15.08	0.032
				1	25	21.66	15.11	0.032
				1	49	21.66	15.11	0.032
				25	0	20.67	14.12	0.026
				25	12	20.66	14.11	0.026
				25	25	20.67	14.12	0.026
				50	0	19.66	13.11	0.020