

Fig.61

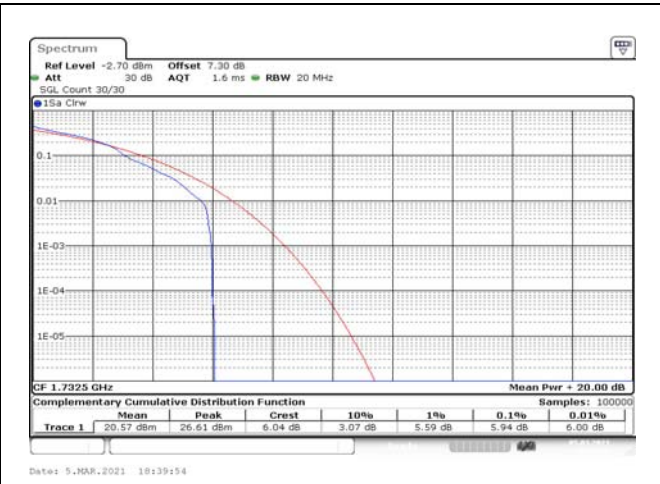


Fig.62

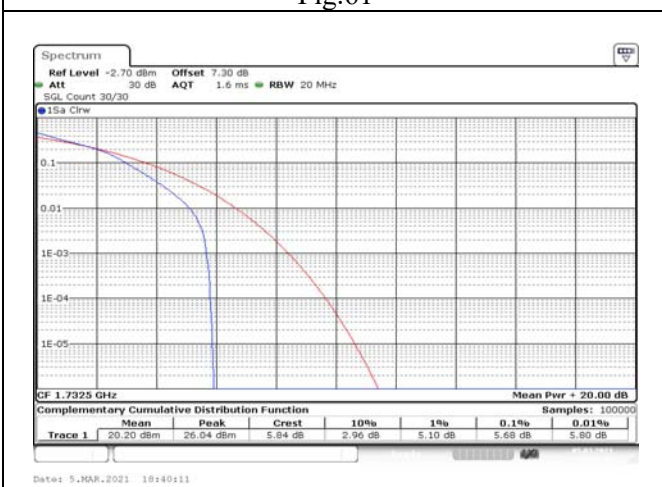


Fig.63

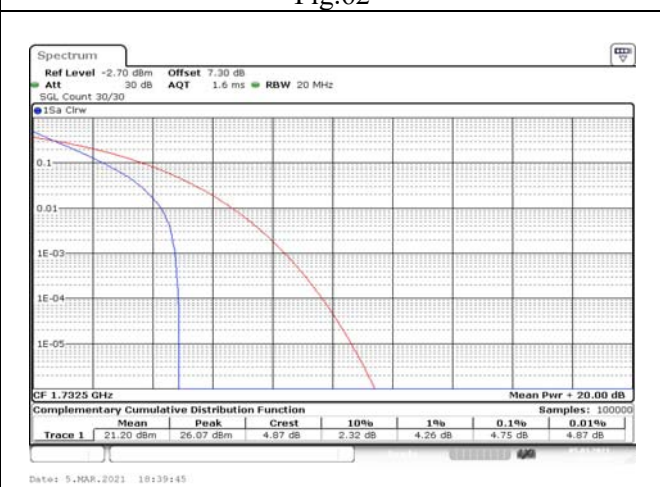


Fig.64

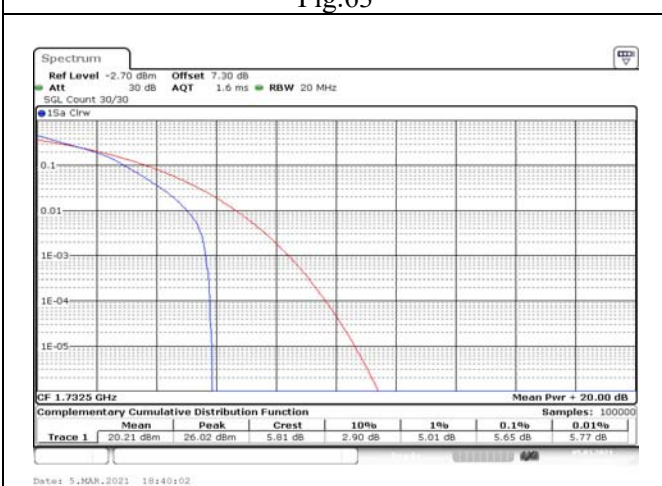


Fig.65

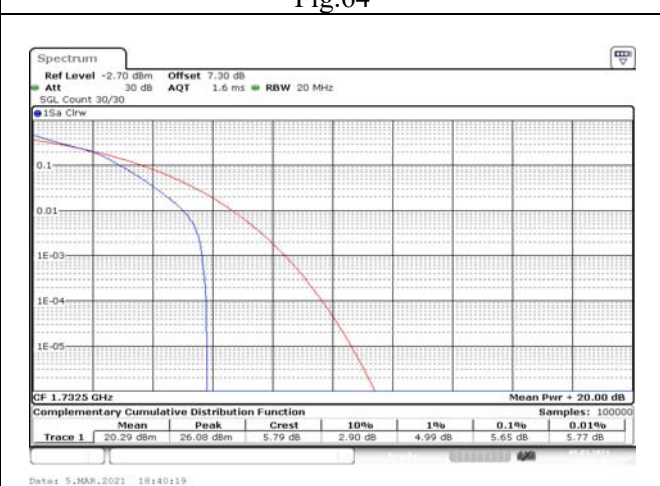


Fig.66

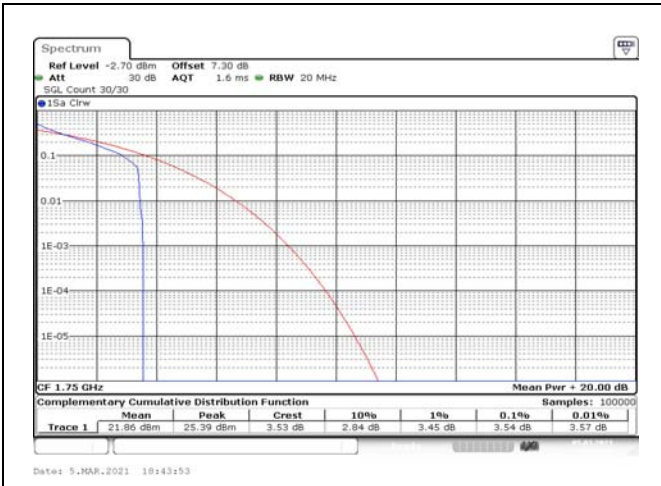


Fig.67

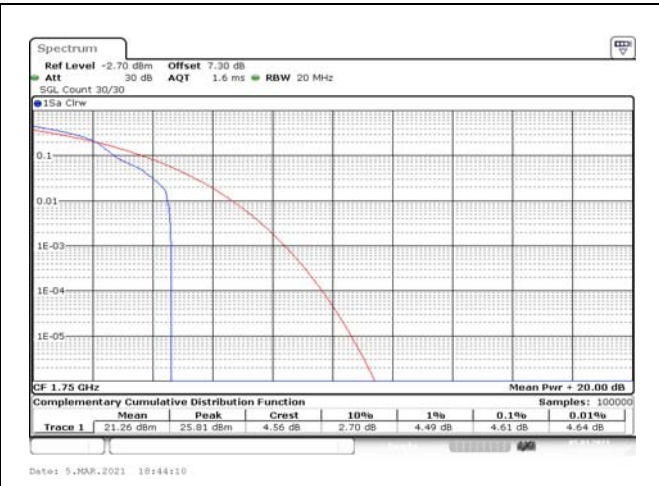


Fig.68

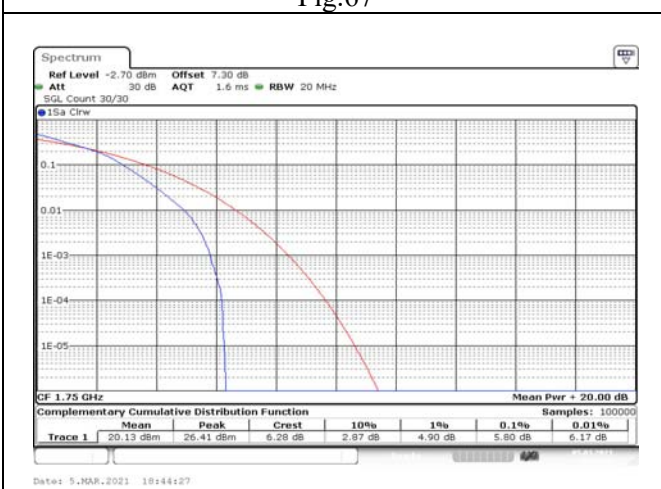


Fig.69

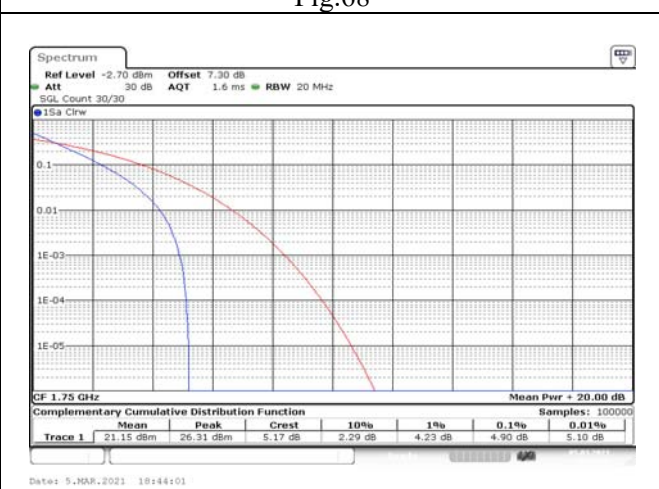


Fig.70

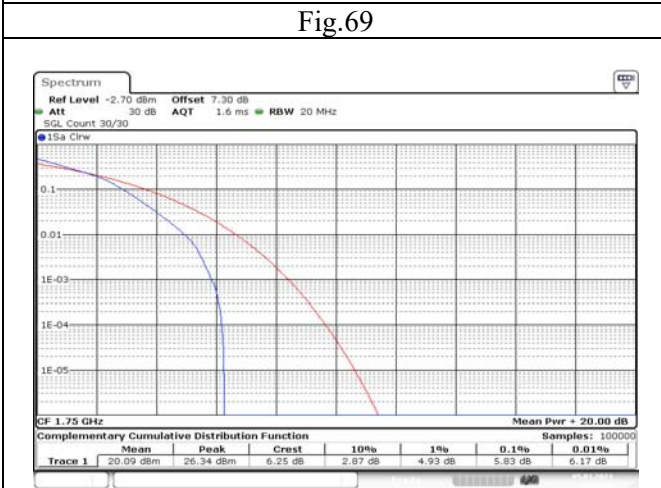


Fig.71

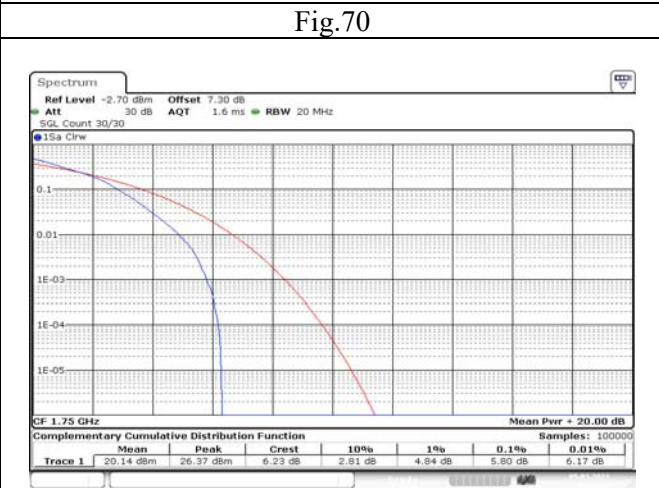


Fig.72

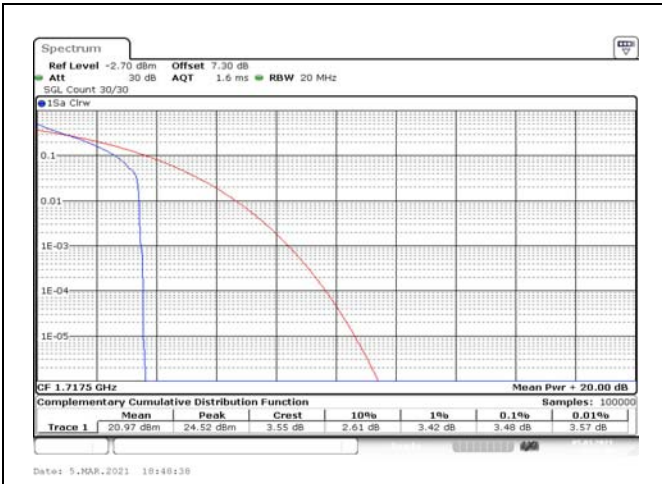


Fig.73

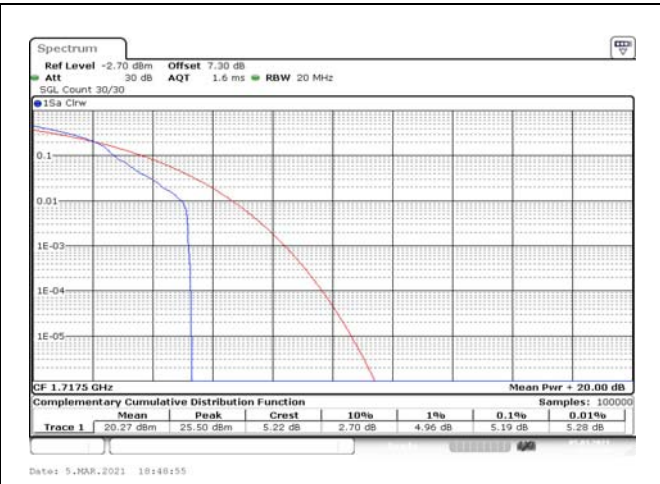


Fig.74

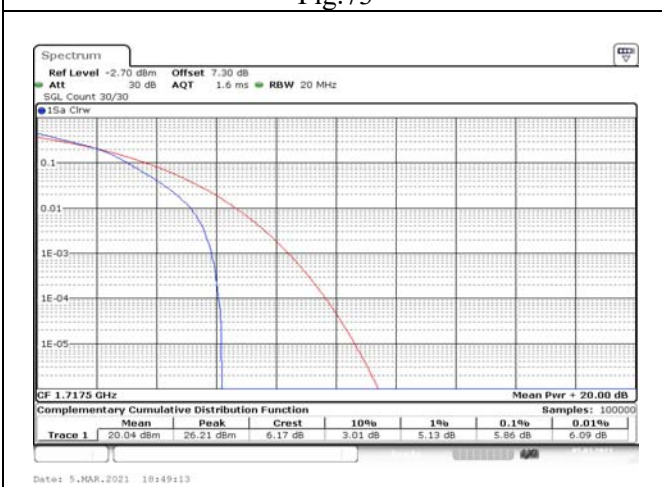


Fig.75



Fig.76

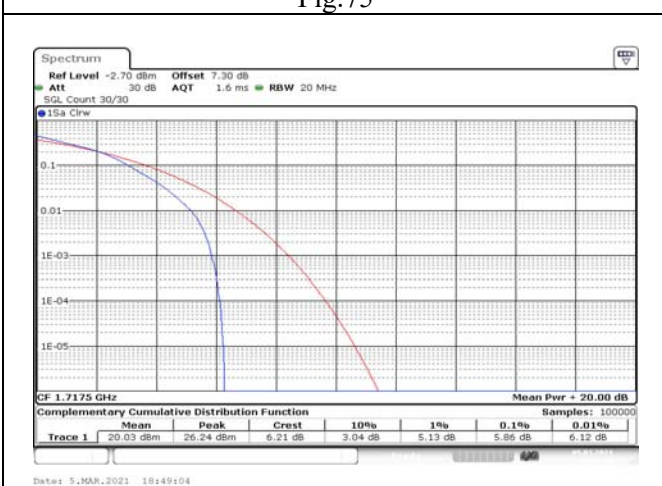


Fig.77

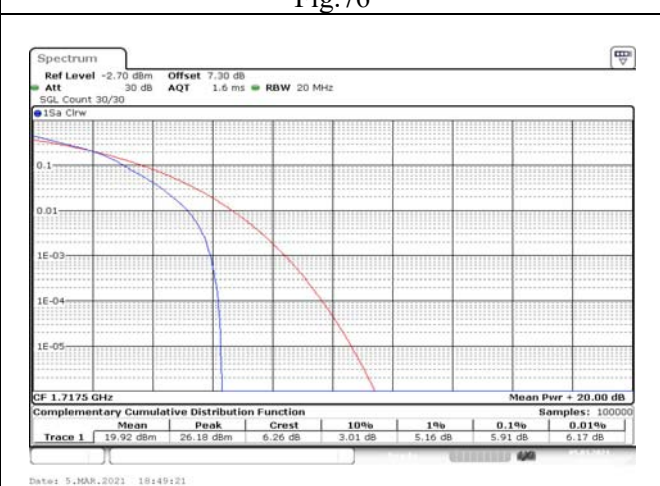


Fig.78

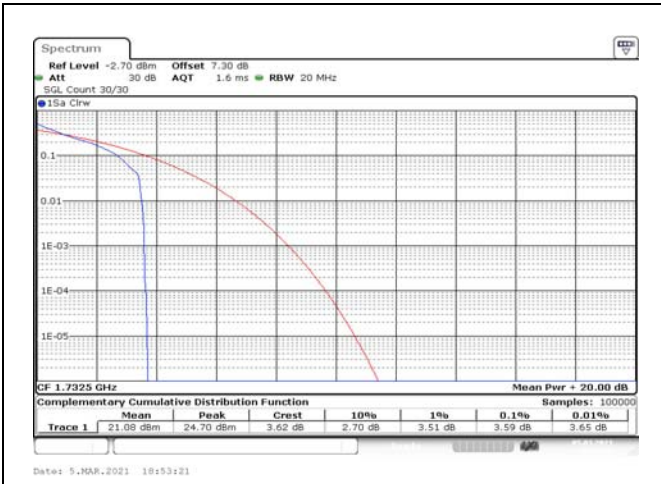


Fig.79

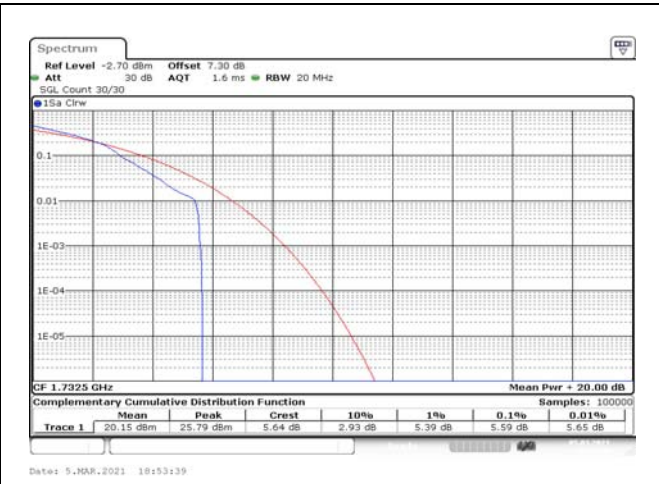


Fig.80

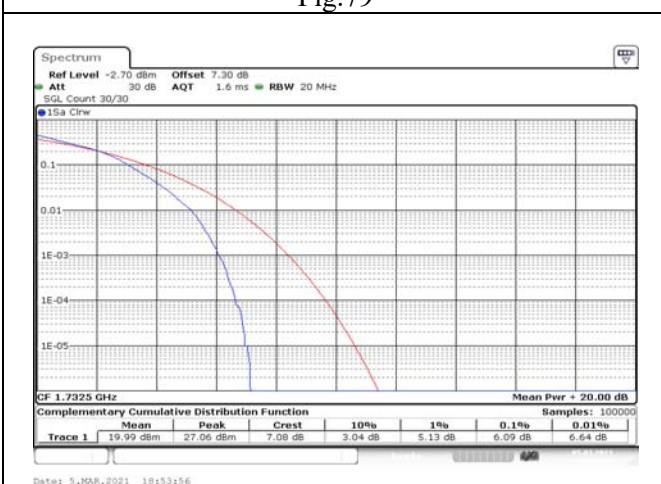


Fig.81

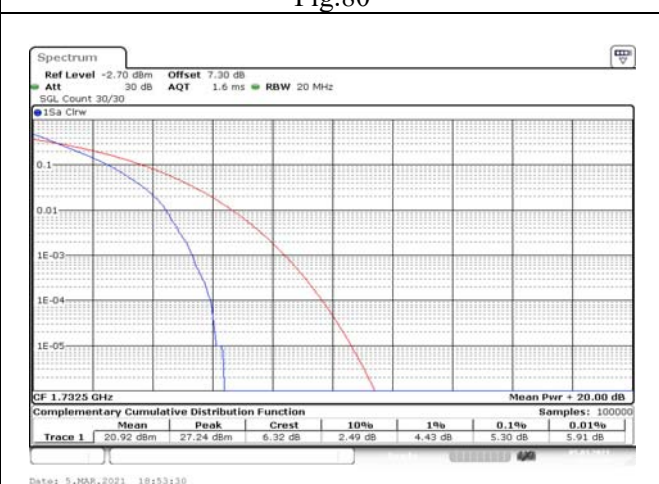


Fig.82

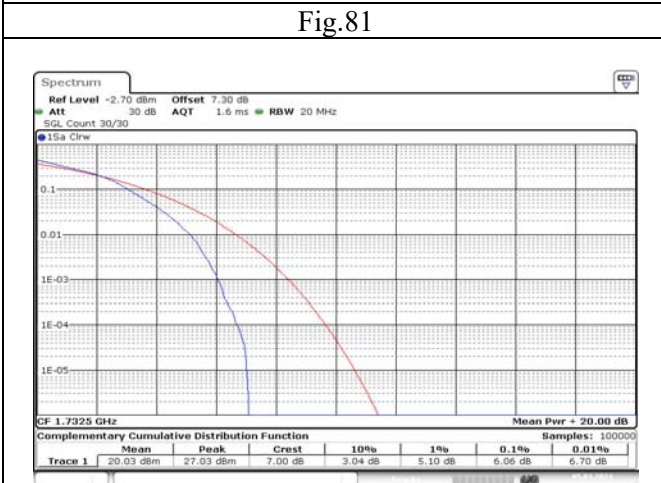


Fig.83

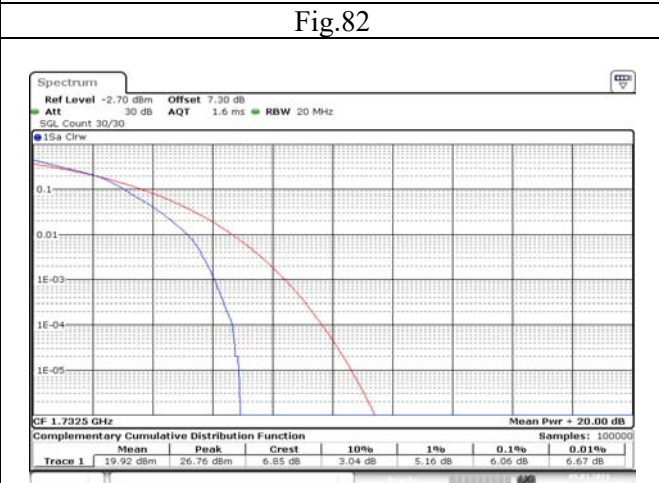


Fig.84

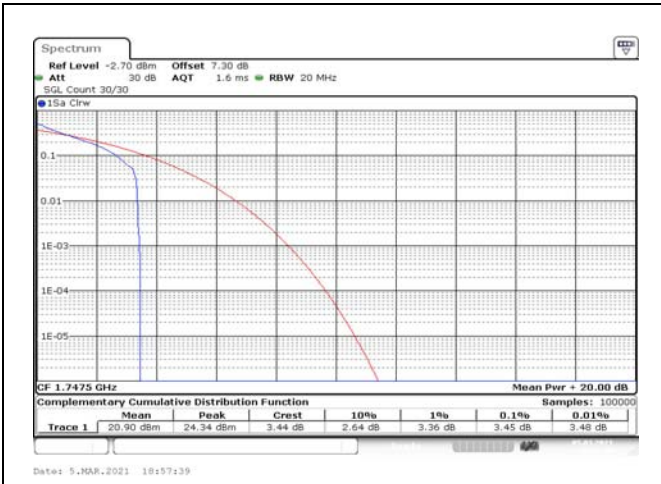


Fig.85

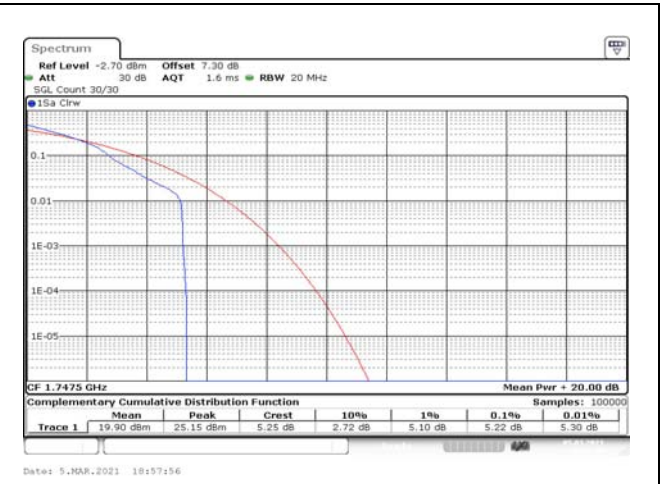


Fig.86

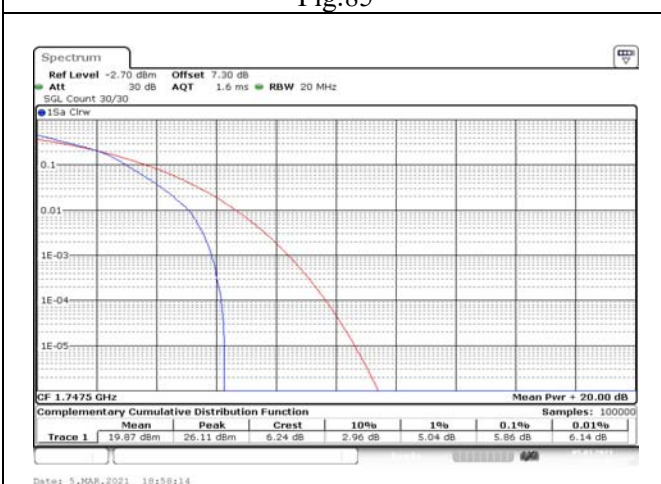


Fig.87

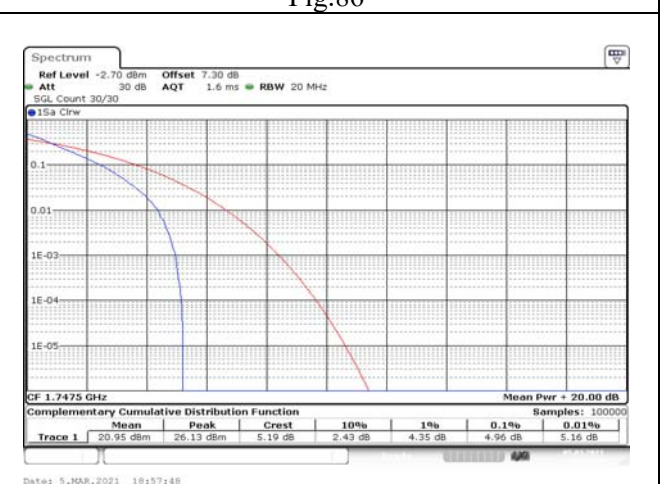


Fig.88

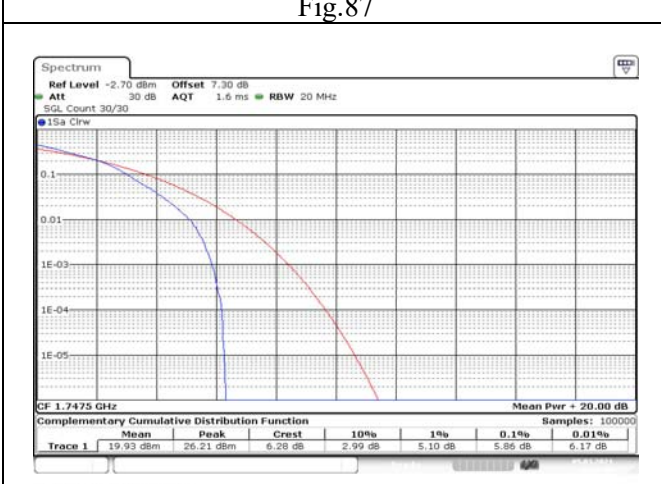


Fig.89

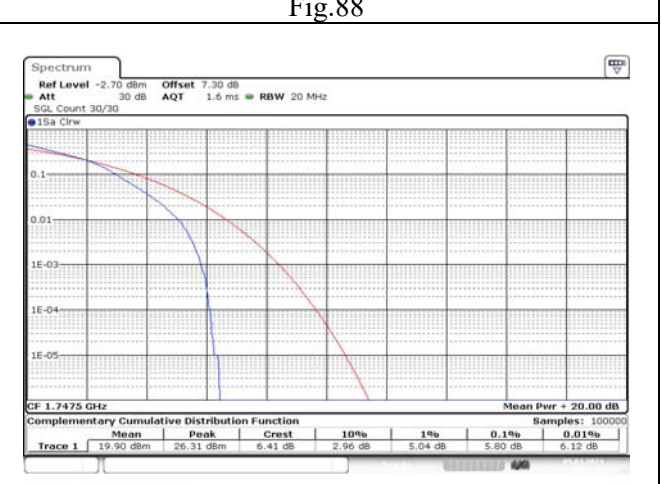


Fig.90

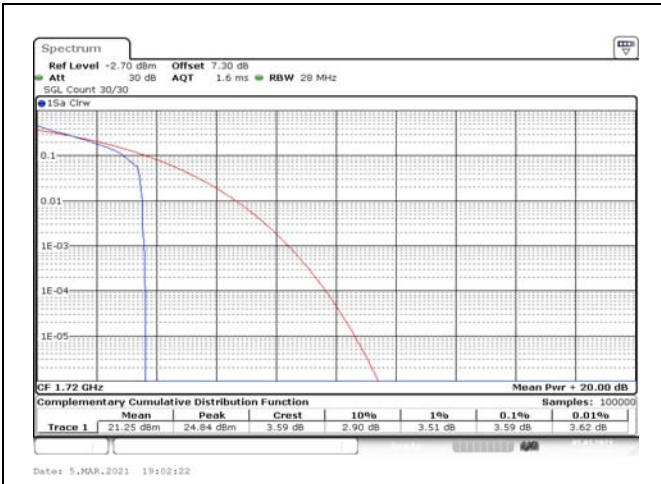


Fig.91

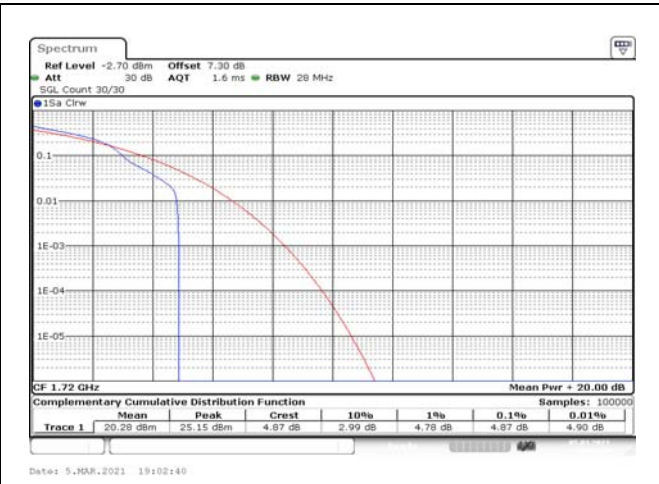


Fig.92

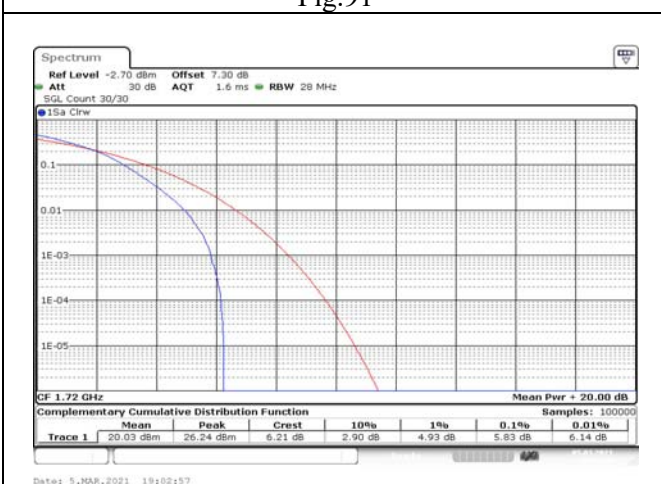


Fig.93

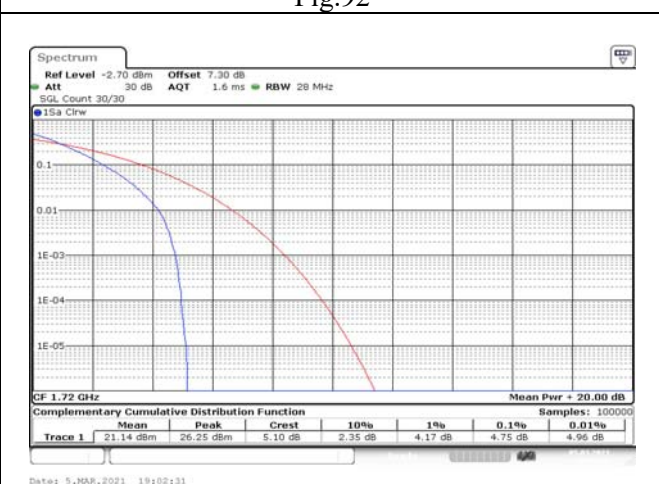


Fig.94

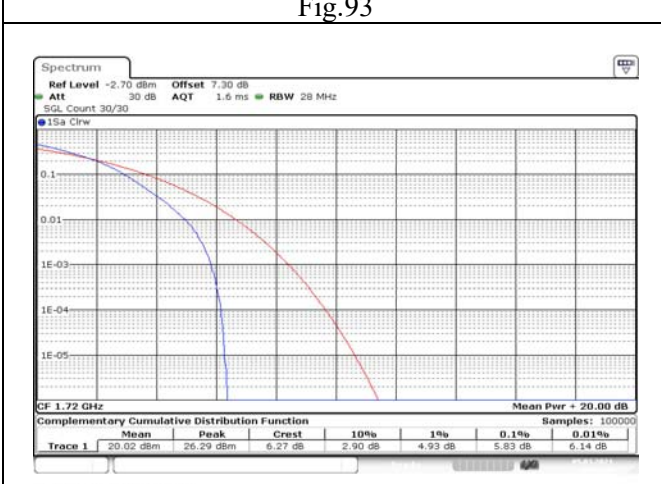


Fig.95

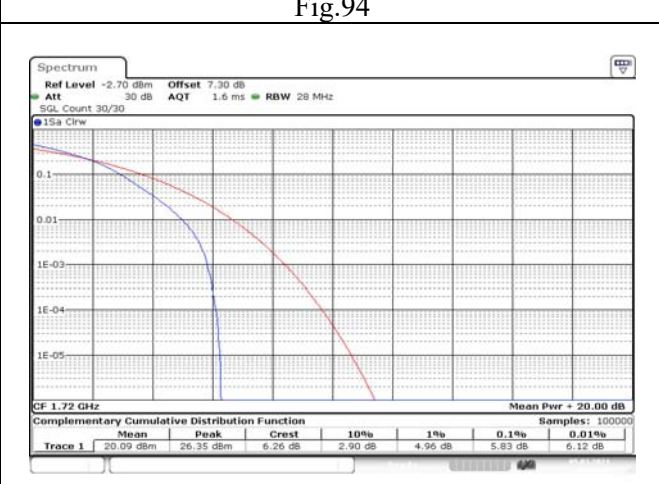


Fig.96

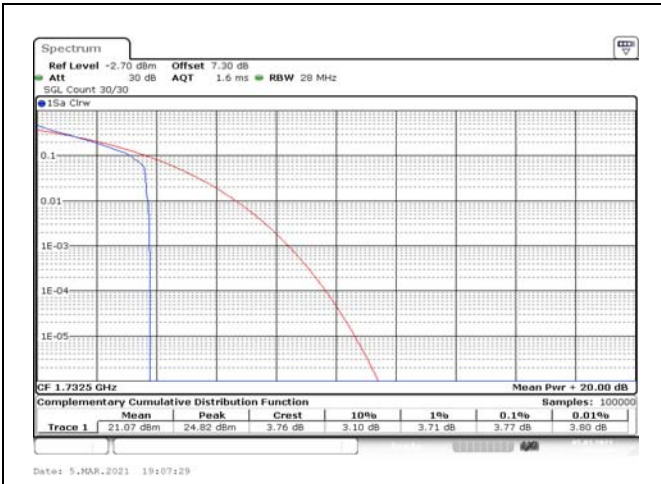


Fig.97

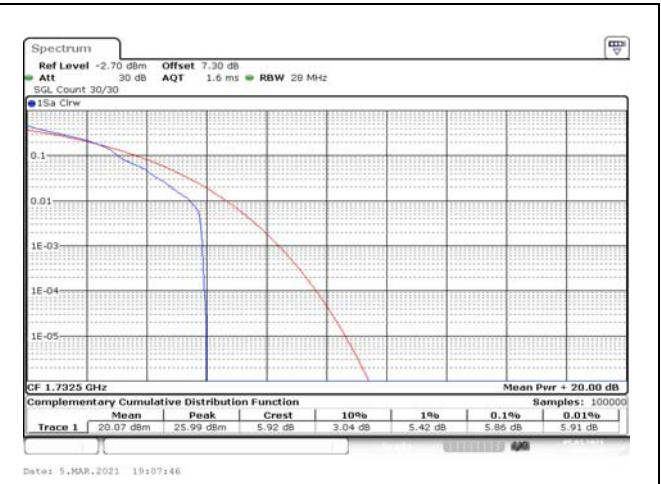


Fig.98

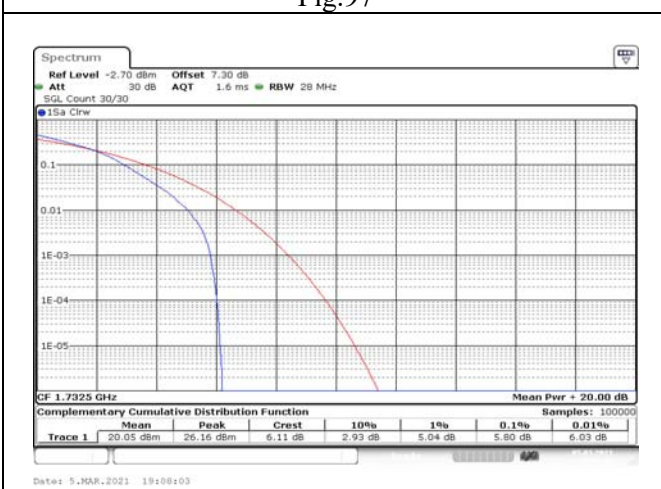


Fig.99

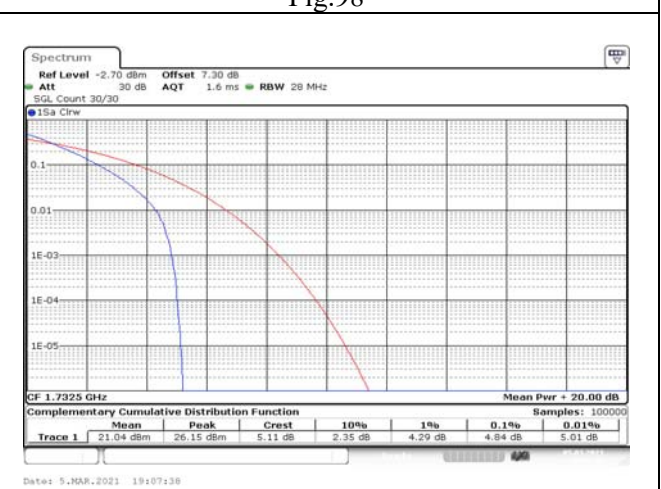


Fig.100

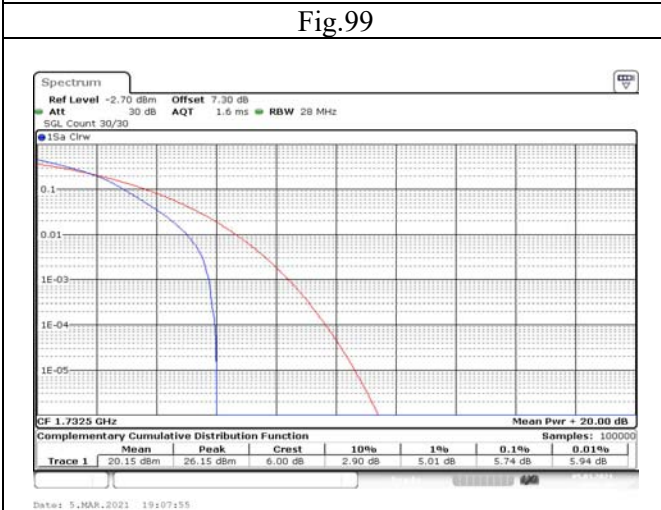


Fig.101

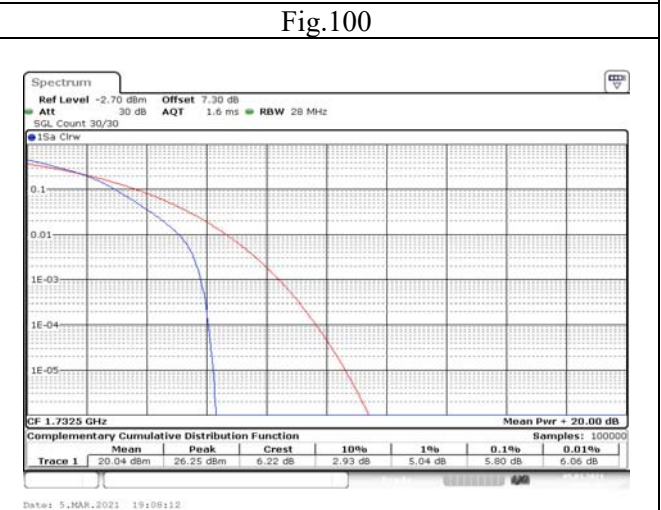


Fig.102

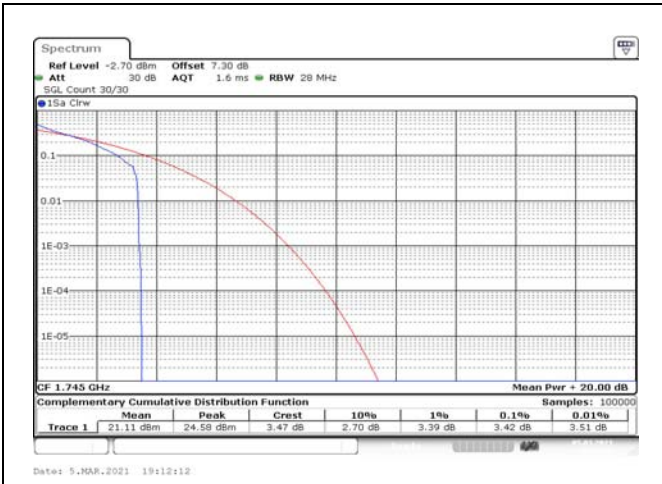


Fig.103

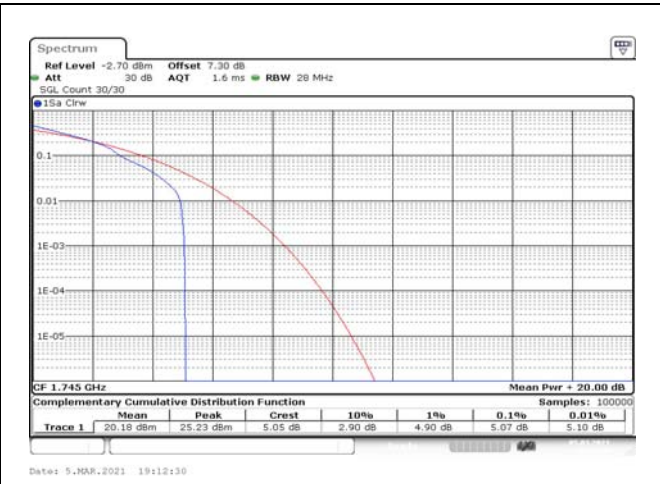


Fig.104

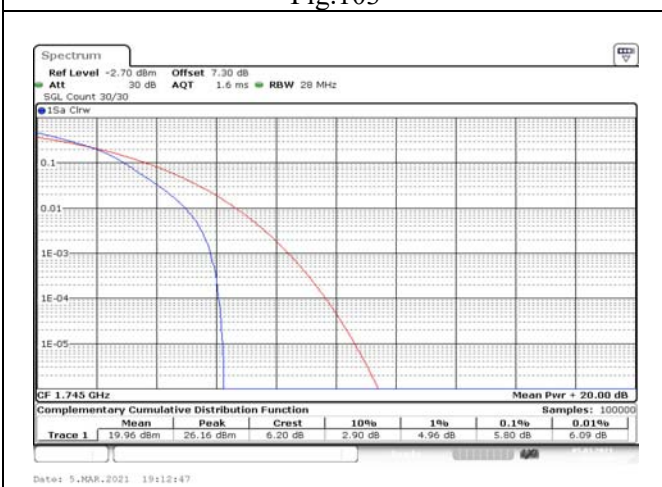


Fig.105

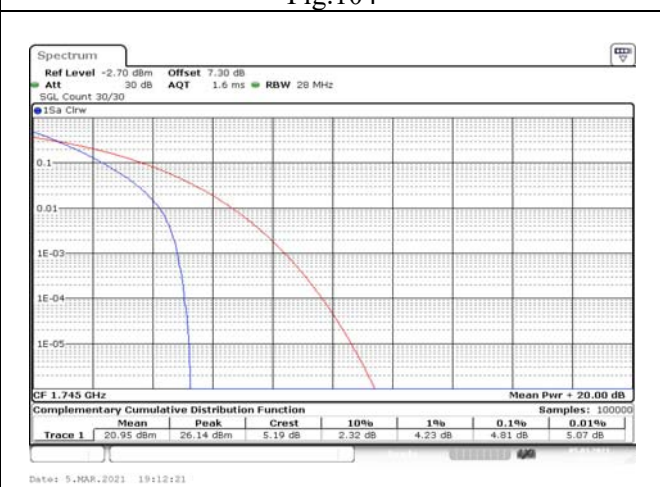


Fig.106

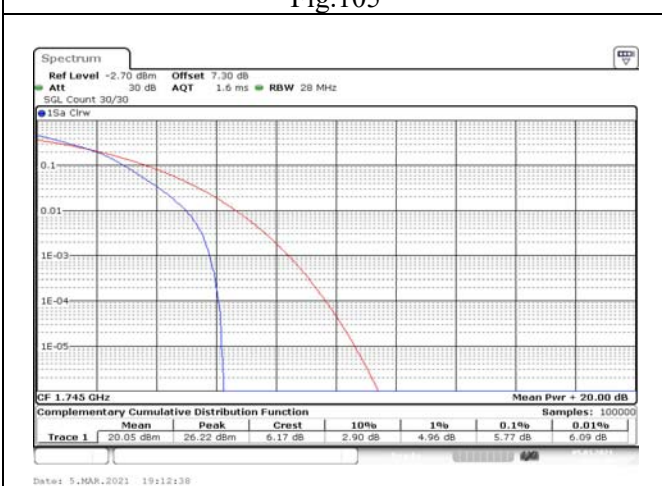


Fig.107

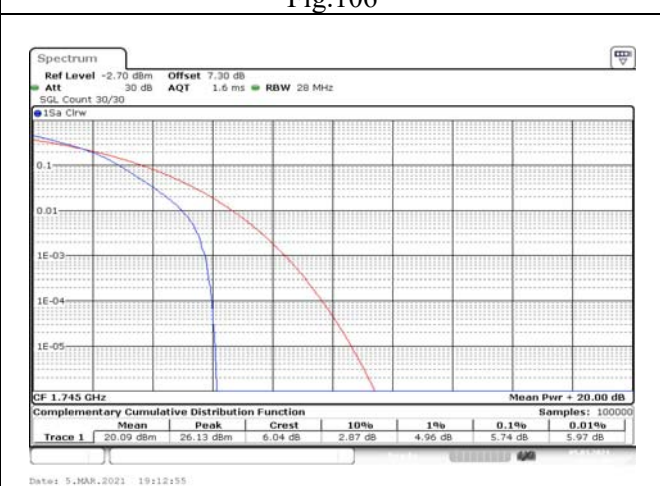


Fig.108

5 Spurious Emissions at antenna terminal

Band	Carrier frequency (MHz)	Channel	BW	RB Size	RB Offset	Conducted Spurious Plot
						QPSK
4	1720	20050	20	1	0	Fig.1
	1732.5	20175		1	0	Fig.2
	1745	20300		1	0	Fig.3

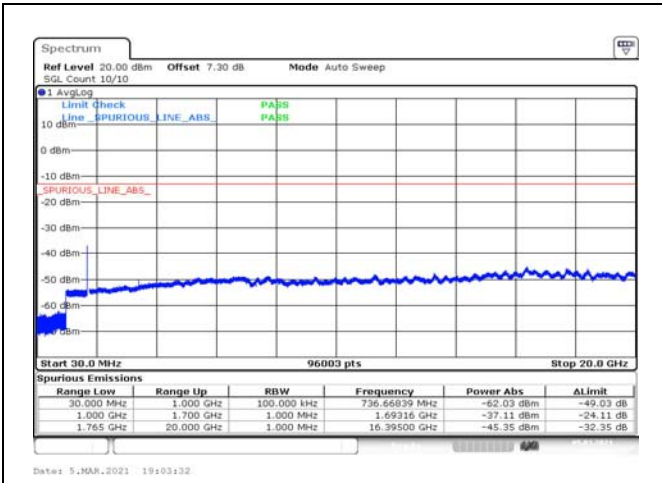


Fig.1

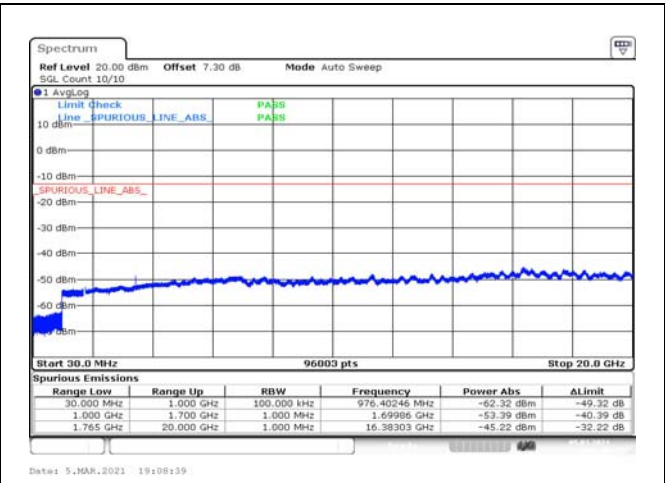


Fig.2

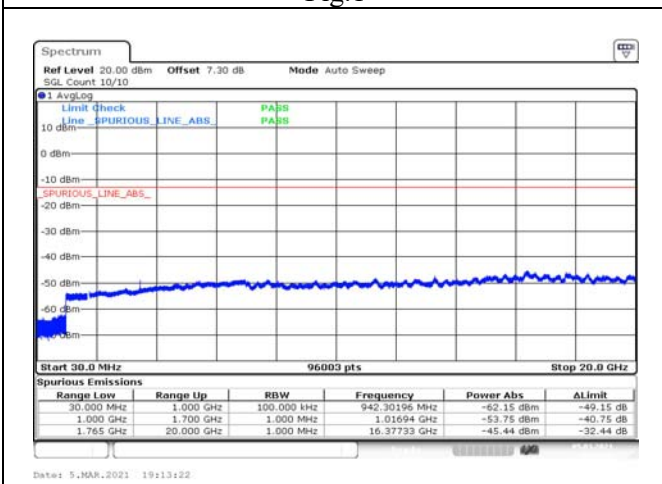


Fig.3

6 Band Edges Compliance

Band	Carrier frequency (MHz)	Channel	BW	RB Size	RB Offset	Band Edges Plot
						QPSK
4	1710.7	19957	1.4	1	0	Fig.1
				6	0	Fig.2
	1754.3	20393		1	5	Fig.3
				6	0	Fig.4
	1711.5	19965	3	1	0	Fig.5
				15	0	Fig.6
	1753.5	20385		1	14	Fig.7
				15	0	Fig.8
	1712.5	19975	5	1	0	Fig.9
				25	0	Fig.10
	1752.5	20375		1	24	Fig.11
				25	0	Fig.12
	1715	20000	10	1	0	Fig.13
				50	0	Fig.14
	1750	20350		1	49	Fig.15
				50	0	Fig.16
	1717.5	20025	15	1	0	Fig.17
				75	0	Fig.18
	1747.5	20325		1	74	Fig.19
				75	0	Fig.20
	1720	20050	20	1	0	Fig.21
				100	0	Fig.22
	1745	20300		1	99	Fig.23
				100	0	Fig.24

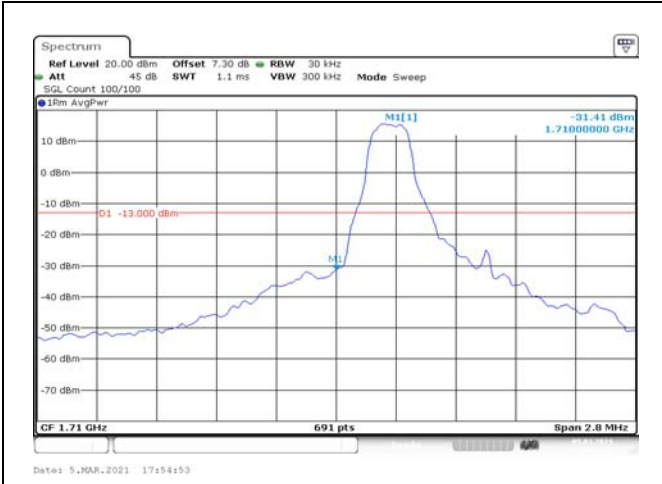


Fig.1

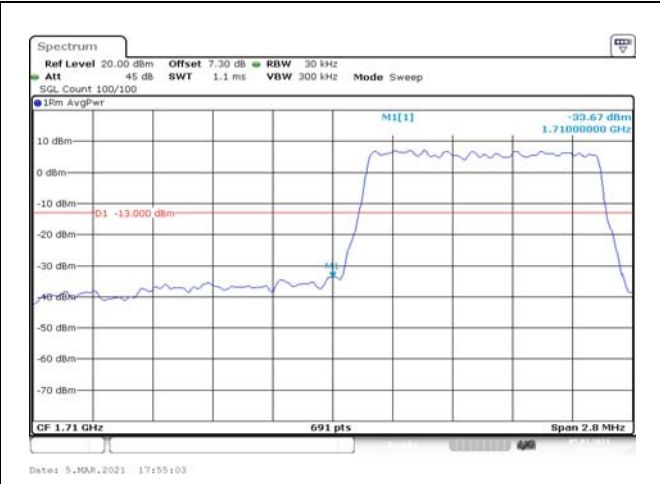


Fig.2

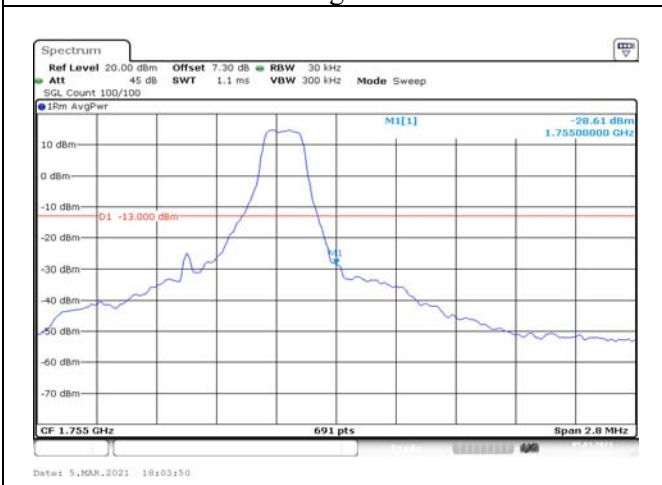


Fig.3

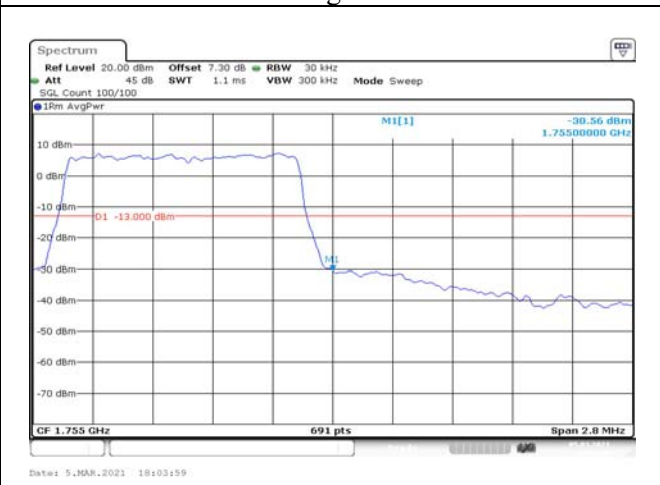


Fig.4

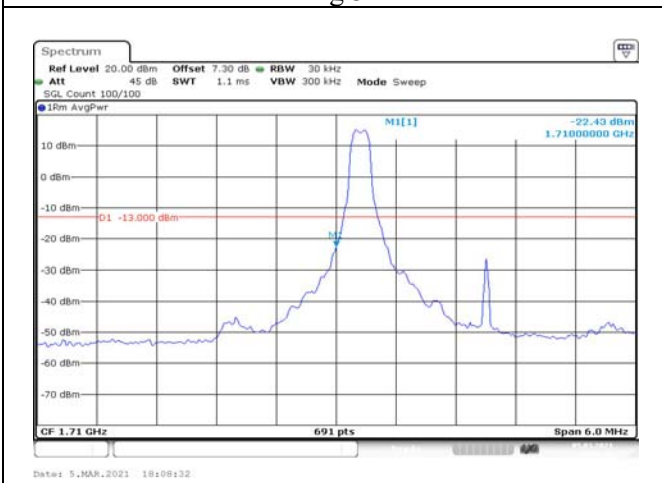


Fig.5

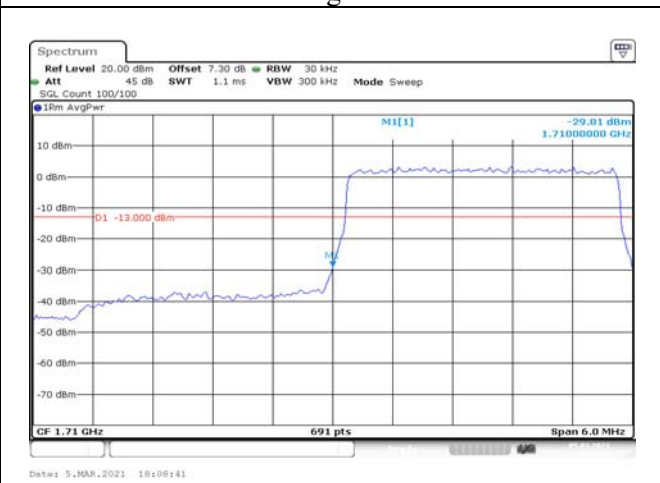


Fig.6

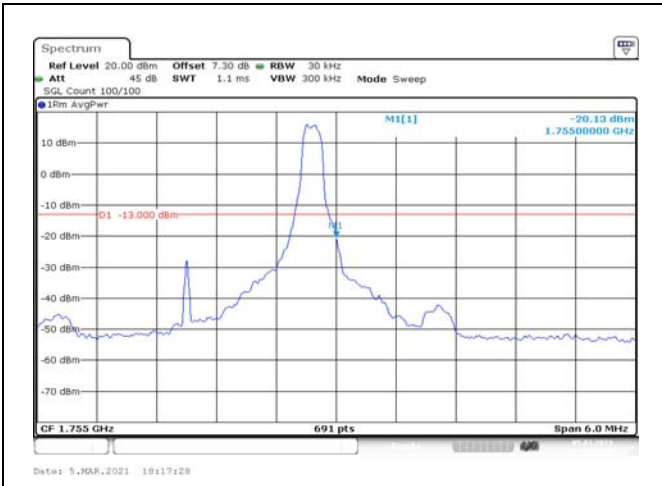


Fig.7

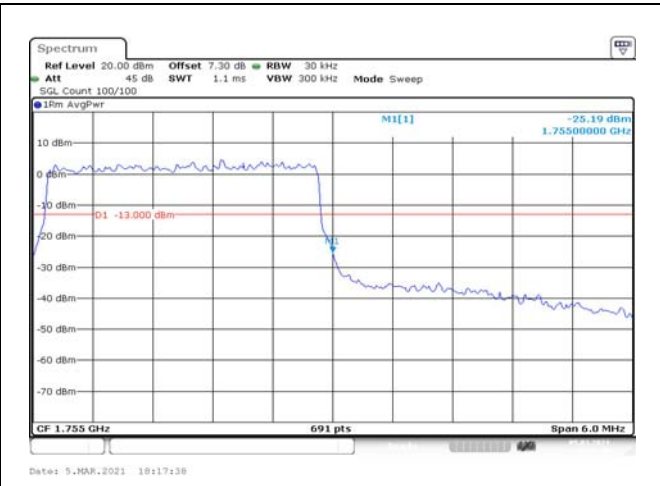


Fig.8

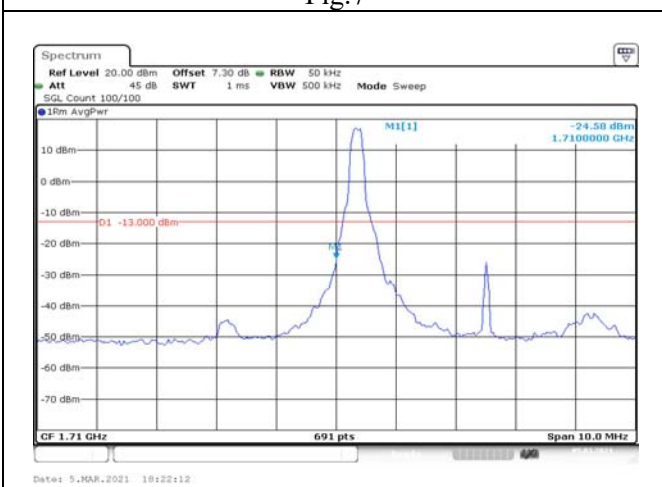


Fig.9

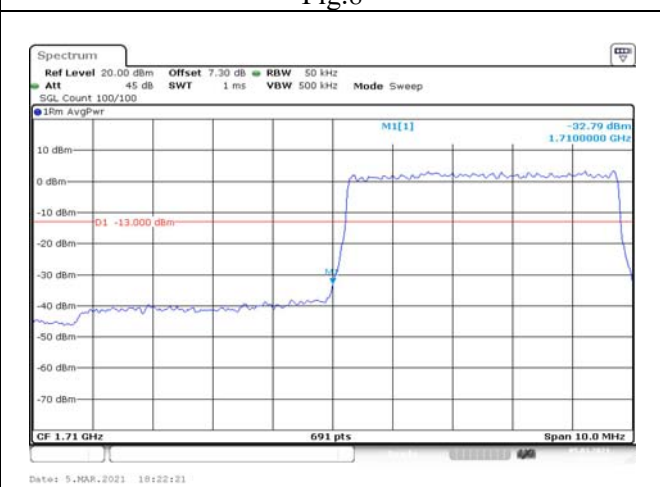


Fig.10

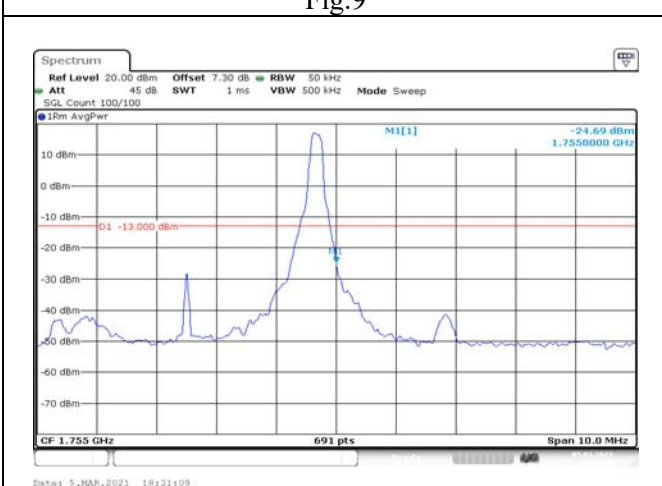


Fig.11

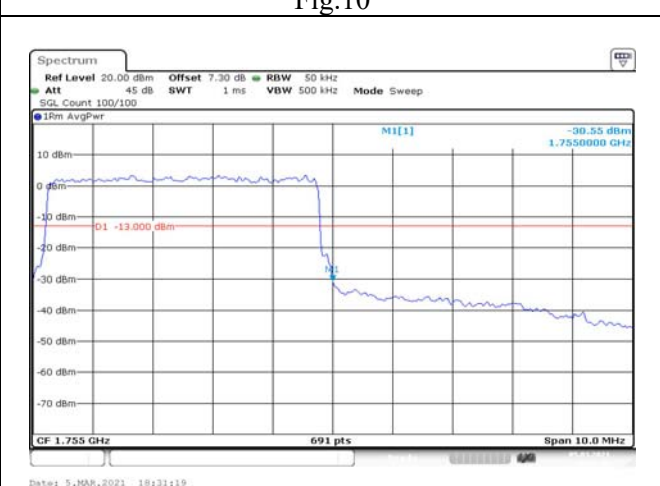


Fig.12

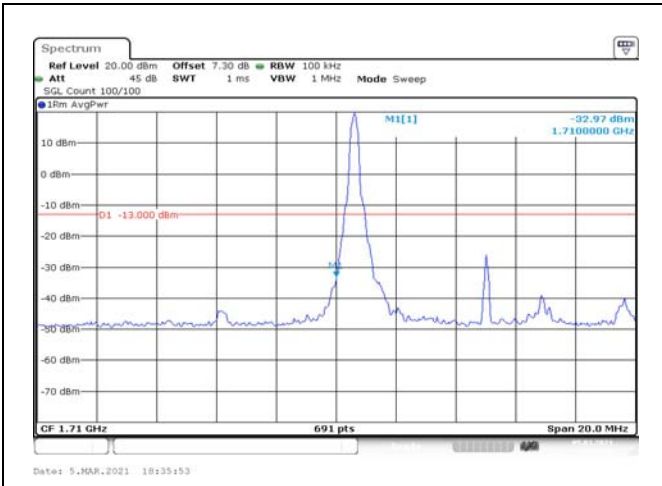


Fig.13

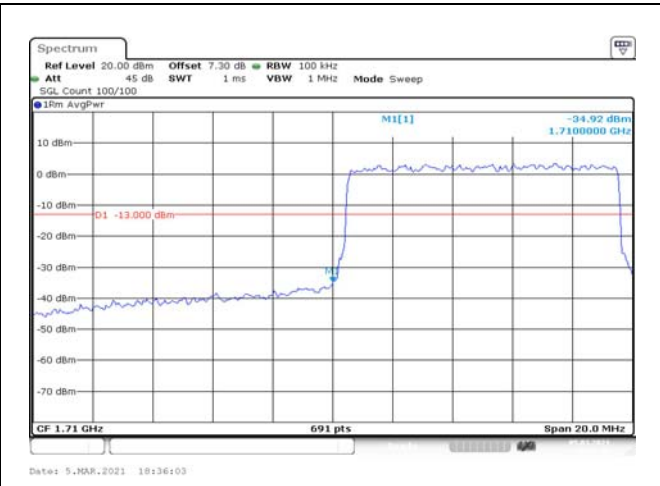


Fig.14

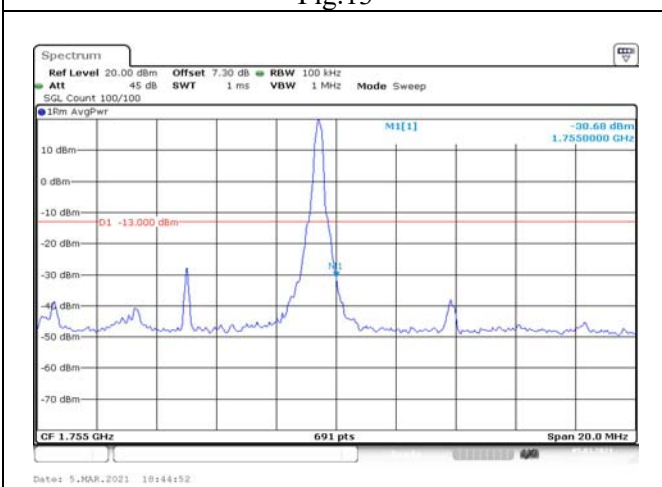


Fig.15

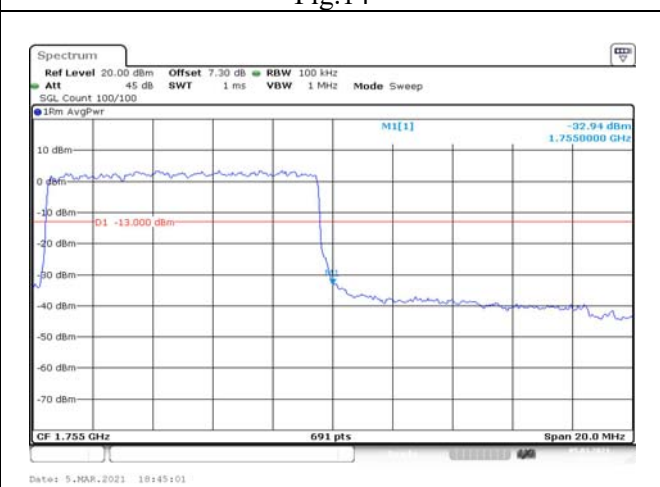


Fig.16

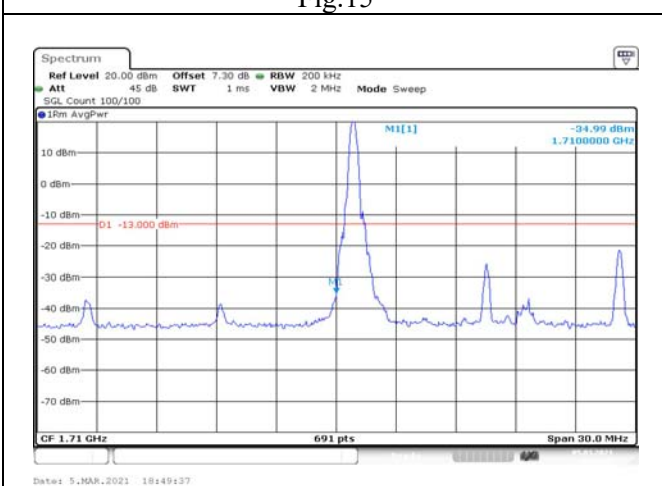


Fig.17

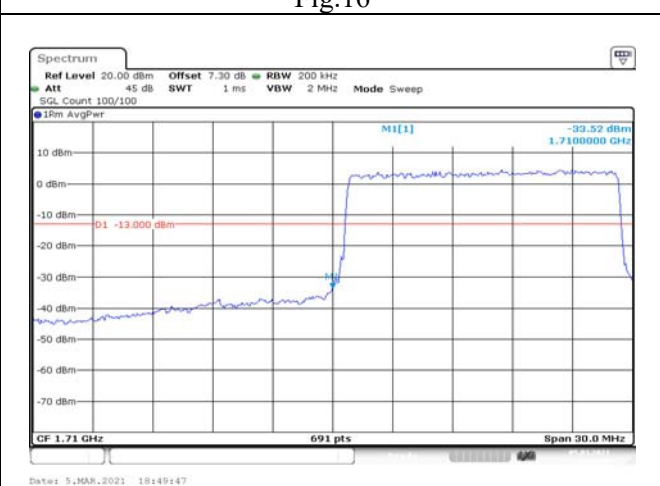


Fig.18

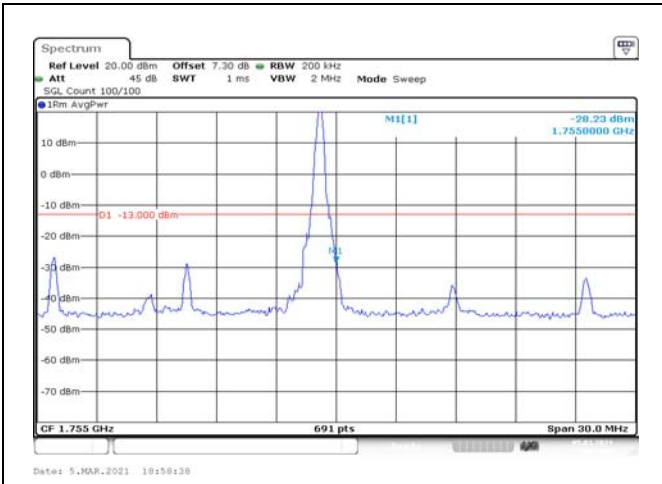


Fig.19

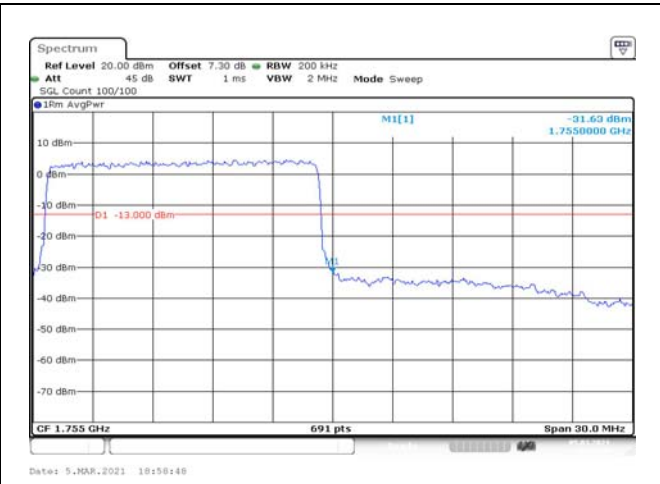


Fig.20

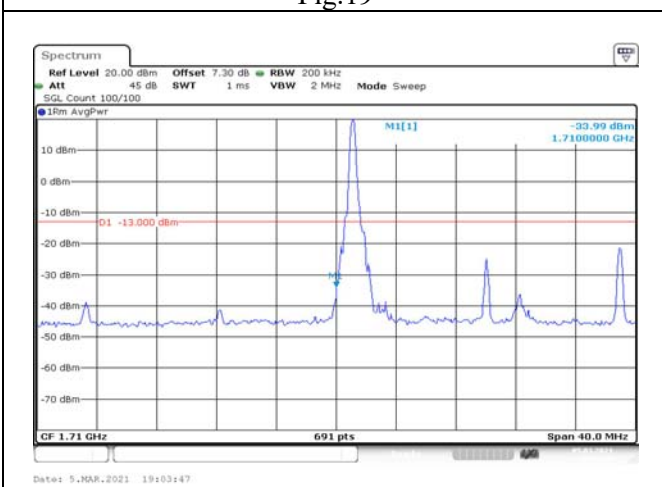


Fig.21

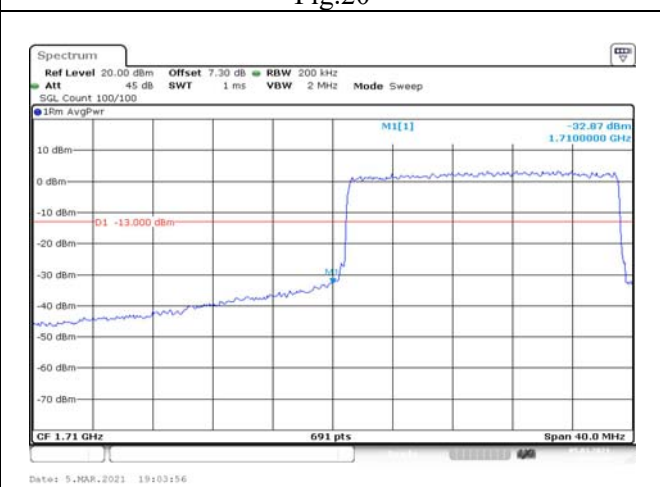


Fig.22

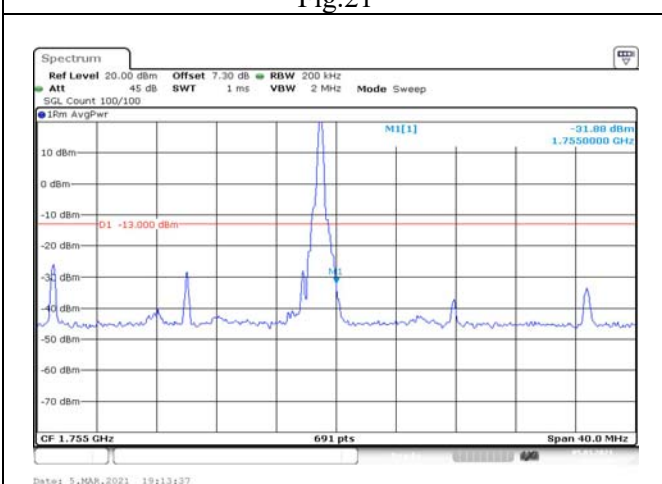


Fig.23

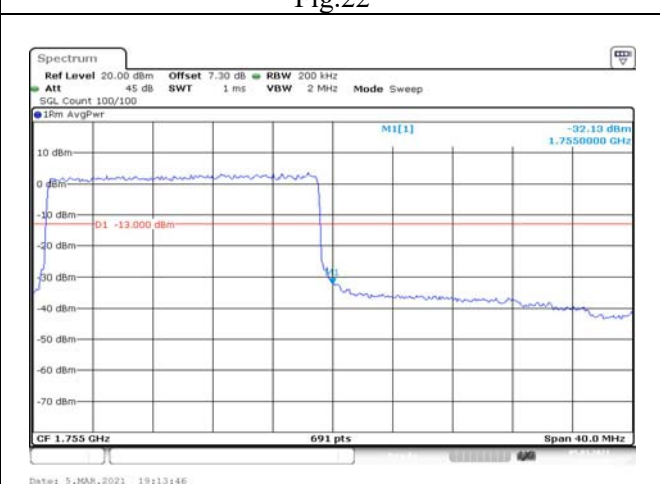


Fig.24

7 Frequency Stability

Temperature(°C)	Voltage	Test Result (ppm) Band4 Low Channel QPSK					
		1.4M	3M	5M	10M	15M	20M
-30	NV	-0.009	-0.007	-0.003	0.002	-0.005	-0.004
-20	NV	-0.002	-0.007	-0.008	0.000	0.003	0.003
-10	NV	0.006	-0.002	-0.001	0.002	-0.002	0.000
0	NV	0.005	0.000	-0.003	-0.005	-0.003	-0.001
+10	NV	0.008	-0.009	-0.005	0.004	-0.002	-0.002
+20	NV	0.000	0.000	0.000	0.000	0.000	0.000
+30	NV	-0.005	-0.007	-0.003	-0.003	-0.004	0.004
+40	NV	0.004	-0.009	-0.006	0.001	0.000	-0.001
+50	NV	-0.009	-0.007	-0.003	0.002	-0.005	-0.004
+20	LV	-0.003	-0.006	-0.003	0.003	-0.002	-0.004
+20	HV	0.010	0.000	-0.002	0.000	-0.004	0.003

Temperature(°C)	Voltage	Test Result (ppm) Band4 High Channel QPSK					
		1.4M	3M	5M	10M	15M	20M
-30	NV	-0.005	0.003	0.004	-0.004	0.002	-0.004
-20	NV	-0.004	0.003	0.003	-0.009	-0.003	-0.001
-10	NV	-0.001	0.003	-0.003	-0.007	-0.002	0.004
0	NV	-0.010	0.001	0.004	-0.006	0.002	0.000
+10	NV	-0.005	0.003	0.004	-0.004	0.002	-0.004
+20	NV	0.000	0.000	0.000	0.000	0.000	0.000
+30	NV	-0.011	-0.005	-0.003	-0.001	-0.004	0.002
+40	NV	0.005	0.002	-0.006	0.001	-0.006	0.004
+50	NV	0.005	0.000	0.001	-0.002	-0.003	0.001
+20	LV	-0.007	0.004	-0.005	-0.008	-0.001	-0.002
+20	HV	0.008	0.002	0.004	-0.006	-0.004	0.003

8 Effective Radiated Power and Effective Isotropic Radiated Power

Modulation	Carrier frequency (MHz)	UL Channel	BW	RB Size	RB Offset	Conduct ed power (dBm)	ERP/ EIRP (dBm)	ERP/ EIRP (W)
QPSK	1710.7	19957	1.4	1	0	22.69	20.99	0.126
				1	3	22.70	21.00	0.126
				1	5	22.76	21.06	0.128
				3	0	21.78	20.08	0.102
				3	1	21.74	20.04	0.101
				3	3	21.72	20.02	0.100
	1732.5	20175		6	0	20.76	19.06	0.081
				1	0	22.81	21.11	0.129
				1	3	22.81	21.11	0.129
				1	5	22.92	21.22	0.132
				3	0	21.80	20.10	0.102
				3	1	21.85	20.15	0.104
	1754.3	20393		3	3	21.77	20.07	0.102
				6	0	20.84	19.14	0.082
				1	0	22.70	21.00	0.126
				1	3	22.74	21.04	0.127
				1	5	22.68	20.98	0.125
				3	0	21.70	20.00	0.100
16QAM	1710.7	19957	3	1	21.63	19.93	0.098	
			3	3	21.66	19.96	0.099	
			6	0	20.75	19.05	0.080	
			1	0	21.97	20.27	0.106	
			1	3	21.80	20.10	0.102	
			1	5	21.98	20.28	0.107	
	1732.5	20175	3	0	21.04	19.34	0.086	
			3	1	21.07	19.37	0.086	
			3	3	21.12	19.42	0.087	
			6	0	20.39	18.69	0.074	
			1	0	21.91	20.21	0.105	
			1	3	21.94	20.24	0.106	
	1754.3	20393	1	5	22.02	20.32	0.108	
			3	0	21.03	19.33	0.086	
			3	1	21.15	19.45	0.088	
			3	3	21.12	19.42	0.087	
			6	0	20.23	18.53	0.071	
			1	0	21.85	20.15	0.104	
			1	3	21.92	20.22	0.105	
			1	5	21.89	20.19	0.104	
			3	0	20.87	19.17	0.083	
			3	1	20.87	19.17	0.083	
			3	3	20.94	19.24	0.084	
			6	0	20.07	18.37	0.069	

Modulation	Carrier frequency (MHz)	UL Channel	BW	RB Size	RB Offset	Conduct ed power (dBm)	ERP/ EIRP (dBm)	ERP/ EIRP (W)
64QAM	1710.7	19957	1.4	1	0	20.78	19.08	0.081
				1	3	20.92	19.22	0.084
				1	5	20.81	19.11	0.081
				3	0	19.83	18.13	0.065
				3	1	19.76	18.06	0.064
				3	3	19.79	18.09	0.064
	1732.5	20175		6	0	18.82	17.12	0.052
				1	0	20.97	19.27	0.085
				1	3	20.99	19.29	0.085
				1	5	20.94	19.24	0.084
				3	0	19.99	18.29	0.067
				3	1	19.99	18.29	0.067
	1754.3	20393		3	3	19.93	18.23	0.067
				6	0	18.91	17.21	0.053
				1	0	20.64	18.94	0.078
				1	3	20.61	18.91	0.078
				1	5	20.64	18.94	0.078
				3	0	19.59	17.89	0.062
				3	1	19.65	17.95	0.062
				3	3	19.62	17.92	0.062
				6	0	18.67	16.97	0.050

Modulation	Carrier frequency (MHz)	UL Channel	BW	RB Size	RB Offset	Conduct ed power (dBm)	ERP/ EIRP (dBm)	ERP/ EIRP (W)
QPSK	1711.5	19965	3	1	0	22.77	21.07	0.128
				1	8	22.81	21.11	0.129
				1	14	22.80	21.10	0.129
				8	0	21.83	20.13	0.103
				8	4	21.83	20.13	0.103
				8	7	21.82	20.12	0.103
	15	0		20.88	19.18	0.083		
	1732.5	20175		1	0	22.82	21.12	0.129
				1	8	22.81	21.11	0.129
				1	14	22.94	21.24	0.133
				8	0	21.81	20.11	0.103
				8	4	21.95	20.25	0.106
				8	7	21.98	20.28	0.107
	1753.5	20385		15	0	20.91	19.21	0.083
				1	0	22.85	21.15	0.130
1			8	22.86	21.16	0.131		
1			14	22.74	21.04	0.127		
8			0	21.90	20.20	0.105		
8			4	21.92	20.22	0.105		
16QAM	1711.5	19965	8	7	21.83	20.13	0.103	
			15	0	20.88	19.18	0.083	
			1	0	22.28	20.58	0.114	
			1	8	22.36	20.66	0.116	
			1	14	22.43	20.73	0.118	
			8	0	20.99	19.29	0.085	
	1732.5	20175	8	4	20.92	19.22	0.084	
			8	7	20.96	19.26	0.084	
			15	0	19.94	18.24	0.067	
			1	0	22.01	20.31	0.107	
			1	8	22.02	20.32	0.108	
			1	14	22.14	20.44	0.111	
	1753.5	20385	8	0	20.84	19.14	0.082	
			8	4	20.90	19.20	0.083	
			8	7	20.90	19.20	0.083	
15			0	19.83	18.13	0.065		
1			0	22.01	20.31	0.107		
1			8	21.99	20.29	0.107		
			1	14	22.14	20.44	0.111	
			8	0	20.97	19.27	0.085	
			8	4	20.94	19.24	0.084	
			8	7	20.98	19.28	0.085	
			15	0	19.91	18.21	0.066	

Modulation	Carrier frequency (MHz)	UL Channel	BW	RB Size	RB Offset	Conduct ed power (dBm)	ERP/ EIRP (dBm)	ERP/ EIRP (W)
64QAM	1711.5	19965	3	1	0	20.88	19.18	0.083
				1	8	20.97	19.27	0.085
				1	14	20.94	19.24	0.084
				8	0	19.95	18.25	0.067
				8	4	19.91	18.21	0.066
				8	7	19.05	17.35	0.054
	1732.5	20175		15	0	18.91	17.21	0.053
				1	0	20.82	19.12	0.082
				1	8	20.78	19.08	0.081
				1	14	20.77	19.07	0.081
				8	0	19.89	18.19	0.066
				8	4	19.89	18.19	0.066
	1753.5	20385		8	7	19.85	18.15	0.065
				15	0	18.74	17.04	0.051
				1	0	20.91	19.21	0.083
				1	8	21.02	19.32	0.086
				1	14	20.98	19.28	0.085
				8	0	19.91	18.21	0.066
			8	4	19.92	18.22	0.066	
			8	7	20.02	18.32	0.068	
			15	0	18.91	17.21	0.053	

Modulation	Carrier frequency (MHz)	UL Channel	BW	RB Size	RB Offset	Conduct ed power (dBm)	ERP/ EIRP (dBm)	ERP/ EIRP (W)
QPSK	1712.5	19975	5	1	0	22.71	21.01	0.126
				1	12	22.74	21.04	0.127
				1	24	22.76	21.06	0.128
				12	0	21.78	20.08	0.102
				12	7	21.83	20.13	0.103
				12	13	21.77	20.07	0.102
	25	0		20.82	19.12	0.082		
	1	0		22.82	21.12	0.129		
	1	12		22.94	21.24	0.133		
	1	24		22.87	21.17	0.131		
	12	0		21.85	20.15	0.104		
	12	7		21.89	20.19	0.104		
	12	13		21.97	20.27	0.106		
	25	0		20.86	19.16	0.082		
	1	0		22.75	21.05	0.127		
	1	12		22.82	21.12	0.129		
	1	24		22.69	20.99	0.126		
	16QAM	1712.5		19975	5	12	0	21.83
12			7			21.87	20.17	0.104
12			13			21.90	20.20	0.105
25			0			20.87	19.17	0.083
1			0			21.85	20.15	0.104
1			12			21.69	19.99	0.100
1		24	21.87	20.17		0.104		
12		0	20.78	19.08		0.081		
12		7	20.80	19.10		0.081		
12		13	20.77	19.07		0.081		
25		0	19.83	18.13		0.065		
1		0	22.15	20.45		0.111		
1		12	22.06	20.36		0.109		
1		24	22.09	20.39		0.109		
12		0	20.86	19.16		0.082		
12		7	20.91	19.21		0.083		
12		13	20.85	19.15		0.082		
25		0	19.90	18.20		0.066		
1	0	21.68	19.98	0.100				
1	12	21.95	20.25	0.106				
1	24	21.83	20.13	0.103				
12	0	20.84	19.14	0.082				
12	7	20.83	19.13	0.082				
12	13	20.80	19.10	0.081				
25	0	19.93	18.23	0.067				

Modulation	Carrier frequency (MHz)	UL Channel	BW	RB Size	RB Offset	Conduct ed power (dBm)	ERP/ EIRP (dBm)	ERP/ EIRP (W)
64QAM	1712.5	19975	5	1	0	20.81	19.11	0.081
				1	12	20.84	19.14	0.082
				1	24	20.80	19.10	0.081
				12	0	19.83	18.13	0.065
				12	7	19.75	18.05	0.064
				12	13	19.88	18.18	0.066
				25	0	18.88	17.18	0.052
	1732.5	20175		1	0	20.75	19.05	0.080
				1	12	20.79	19.09	0.081
				1	24	20.85	19.15	0.082
				12	0	19.89	18.19	0.066
				12	7	19.82	18.12	0.065
				12	13	19.86	18.16	0.065
				25	0	18.90	17.20	0.052
	1752.5	20375		1	0	20.88	19.18	0.083
				1	12	20.97	19.27	0.085
				1	24	20.93	19.23	0.084
				12	0	19.88	18.18	0.066
				12	7	19.88	18.18	0.066
				12	13	19.95	18.25	0.067
				25	0	18.85	17.15	0.052

Modulation	Carrier frequency (MHz)	UL Channel	BW	RB Size	RB Offset	Conduct ed power (dBm)	ERP/ EIRP (dBm)	ERP/ EIRP (W)
QPSK	1715	20000	10	1	0	22.75	21.05	0.127
				1	25	22.76	21.06	0.128
				1	49	22.72	21.02	0.126
				25	0	21.87	20.17	0.104
				25	12	21.93	20.23	0.105
				25	25	21.86	20.16	0.104
	50	0		20.81	19.11	0.081		
	1732.5	20175		1	0	22.91	21.21	0.132
				1	25	22.88	21.18	0.131
				1	49	22.95	21.25	0.133
				25	0	21.89	20.19	0.104
				25	12	21.99	20.29	0.107
				25	25	21.94	20.24	0.106
	50	0		20.92	19.22	0.084		
	1750	20350		1	0	22.84	21.14	0.130
1			25	22.77	21.07	0.128		
1			49	22.71	21.01	0.126		
25			0	21.85	20.15	0.104		
25			12	21.92	20.22	0.105		
25			25	21.88	20.18	0.104		
50	0	20.89	19.19	0.083				
16QAM	1715	20000	1	0	22.39	20.69	0.117	
			1	25	22.43	20.73	0.118	
			1	49	22.43	20.73	0.118	
			25	0	20.97	19.27	0.085	
			25	12	21.01	19.31	0.085	
			25	25	20.95	19.25	0.084	
	50	0	19.81	18.11	0.065			
	1732.5	20175	1	0	22.09	20.39	0.109	
			1	25	22.01	20.31	0.107	
			1	49	22.12	20.42	0.110	
			25	0	20.93	19.23	0.084	
			25	12	21.03	19.33	0.086	
			25	25	21.07	19.37	0.086	
	50	0	19.93	18.23	0.067			
	1750	20350	1	0	22.63	20.93	0.124	
1			25	22.44	20.74	0.119		
1			49	22.43	20.73	0.118		
25			0	20.88	19.18	0.083		
25			12	20.98	19.28	0.085		
25			25	20.96	19.26	0.084		
50	0	19.82	18.12	0.065				

Modulation	Carrier frequency (MHz)	UL Channel	BW	RB Size	RB Offset	Conduct ed power (dBm)	ERP/ EIRP (dBm)	ERP/ EIRP (W)
64QAM	1715	20000	10	1	0	20.92	19.22	0.084
				1	25	20.89	19.19	0.083
				1	49	20.91	19.21	0.083
				25	0	19.85	18.15	0.065
				25	12	19.88	18.18	0.066
				25	25	19.78	18.08	0.064
				50	0	18.85	17.15	0.052
	1732.5	20175		1	0	20.98	19.28	0.085
				1	25	21.01	19.31	0.085
				1	49	20.99	19.29	0.085
				25	0	19.97	18.27	0.067
				25	12	19.91	18.21	0.066
				25	25	19.96	18.26	0.067
				50	0	18.92	17.22	0.053
	1750	20350		1	0	20.84	19.14	0.082
				1	25	20.91	19.21	0.083
				1	49	20.90	19.20	0.083
				25	0	19.86	18.16	0.065
				25	12	19.84	18.14	0.065
				25	25	19.90	18.20	0.066
				50	0	18.84	17.14	0.052

Modulation	Carrier frequency (MHz)	UL Channel	BW	RB Size	RB Offset	Conduct ed power (dBm)	ERP/ EIRP (dBm)	ERP/ EIRP (W)
QPSK	1717.5	20025	15	1	0	22.75	21.05	0.127
				1	37	22.71	21.01	0.126
				1	74	22.80	21.10	0.129
				36	0	21.75	20.05	0.101
				36	29	21.82	20.12	0.103
				36	30	21.85	20.15	0.104
	75	0		20.86	19.16	0.082		
	1	0		22.88	21.18	0.131		
	1	37		22.62	20.92	0.124		
	1	74		22.78	21.08	0.128		
	36	0		21.97	20.27	0.106		
	36	29		21.87	20.17	0.104		
	36	30		21.87	20.17	0.104		
	75	0		20.84	19.14	0.082		
	1	0		22.91	21.21	0.132		
1	37	22.65	20.95	0.124				
1	74	22.71	21.01	0.126				
36	0	21.88	20.18	0.104				
36	29	21.84	20.14	0.103				
36	30	21.87	20.17	0.104				
75	0	20.82	19.12	0.082				
16QAM	1717.5	20025	15	1	0	22.56	20.86	0.122
				1	37	22.39	20.69	0.117
				1	74	22.38	20.68	0.117
				36	0	20.81	19.11	0.081
				36	29	20.92	19.22	0.084
				36	30	20.88	19.18	0.083
	75	0		19.89	18.19	0.066		
	1	0		22.52	20.82	0.121		
	1	37		22.41	20.71	0.118		
	1	74		22.00	20.30	0.107		
	36	0		21.05	19.35	0.086		
	36	29		20.94	19.24	0.084		
	36	30		20.91	19.21	0.083		
	75	0		19.89	18.19	0.066		
	1	0		22.27	20.57	0.114		
1	37	21.88	20.18	0.104				
1	74	22.04	20.34	0.108				
36	0	20.99	19.29	0.085				
36	29	20.82	19.12	0.082				
36	30	20.92	19.22	0.084				
75	0	19.87	18.17	0.066				

Modulation	Carrier frequency (MHz)	UL Channel	BW	RB Size	RB Offset	Conduct ed power (dBm)	ERP/ EIRP (dBm)	ERP/ EIRP (W)
64QAM	1717.5	20025	15	1	0	20.88	19.18	0.083
				1	37	20.82	19.12	0.082
				1	74	20.79	19.09	0.081
				36	0	19.85	18.15	0.065
				36	29	19.81	18.11	0.065
				36	30	19.84	18.14	0.065
				75	0	18.81	17.11	0.051
	1732.5	20175		1	0	20.88	19.18	0.083
				1	37	20.93	19.23	0.084
				1	74	20.91	19.21	0.083
				36	0	19.92	18.22	0.066
				36	29	19.92	18.22	0.066
				36	30	19.94	18.24	0.067
				75	0	18.95	17.25	0.053
	1747.5	20325		1	0	20.83	19.13	0.082
				1	37	20.90	19.20	0.083
				1	74	20.87	19.17	0.083
				36	0	19.89	18.19	0.066
				36	29	19.93	18.23	0.067
				36	30	19.85	18.15	0.065
				75	0	18.86	17.16	0.052

Modulation	Carrier frequency (MHz)	UL Channel	BW	RB Size	RB Offset	Conduct ed power (dBm)	ERP/ EIRP (dBm)	ERP/ EIRP (W)
QPSK	1720	20050	20	1	0	22.90	21.20	0.132
				1	49	22.85	21.15	0.130
				1	99	22.87	21.17	0.131
				50	0	21.86	20.16	0.104
				50	24	21.88	20.18	0.104
				50	50	21.87	20.17	0.104
	100	0		20.94	19.24	0.084		
	1	0		22.95	21.25	0.133		
	1	49		22.97	21.27	0.134		
	1	99		22.96	21.26	0.134		
	50	0		21.95	20.25	0.106		
	50	24		21.91	20.21	0.105		
	50	50		21.86	20.16	0.104		
	100	0		20.94	19.24	0.084		
	1	0		22.88	21.18	0.131		
	1	49		22.69	20.99	0.126		
	1	99		22.78	21.08	0.128		
	50	0		21.96	20.26	0.106		
50	24	21.92	20.22	0.105				
50	50	21.88	20.18	0.104				
100	0	20.92	19.22	0.084				
16QAM	1720	20050	20	1	0	22.17	20.47	0.111
				1	49	22.18	20.48	0.112
				1	99	22.15	20.45	0.111
				50	0	20.82	19.12	0.082
				50	24	20.84	19.14	0.082
				50	50	20.84	19.14	0.082
	100	0		19.95	18.25	0.067		
	1	0		22.30	20.60	0.115		
	1	49		22.18	20.48	0.112		
	1	99		22.14	20.44	0.111		
	50	0		20.96	19.26	0.084		
	50	24		20.89	19.19	0.083		
	50	50		20.98	19.28	0.085		
	100	0		19.90	18.20	0.066		
	1	0		22.64	20.94	0.124		
	1	49		22.41	20.71	0.118		
	1	99		22.35	20.65	0.116		
	50	0		20.97	19.27	0.085		
50	24	20.88	19.18	0.083				
50	50	20.87	19.17	0.083				
100	0	19.93	18.23	0.067				

Modulation	Carrier frequency (MHz)	UL Channel	BW	RB Size	RB Offset	Conduct ed power (dBm)	ERP/ EIRP (dBm)	ERP/ EIRP (W)
64QAM	1720	20050	20	1	0	20.92	19.22	0.084
				1	49	20.88	19.18	0.083
				1	99	20.91	19.21	0.083
				50	0	19.87	18.17	0.066
				50	24	19.91	18.21	0.066
				50	50	19.91	18.21	0.066
				100	0	18.89	17.19	0.052
	1732.5	20175		1	0	20.87	19.17	0.083
				1	49	20.94	19.24	0.084
				1	99	20.88	19.18	0.083
				50	0	19.91	18.21	0.066
				50	24	19.92	18.22	0.066
				50	50	19.95	18.25	0.067
				100	0	18.93	17.23	0.053
	1745	20300		1	0	20.78	19.08	0.081
				1	49	20.90	19.20	0.083
				1	99	20.83	19.13	0.082
				50	0	19.90	18.20	0.066
				50	24	19.86	18.16	0.065
				50	50	19.89	18.19	0.066
				100	0	18.86	17.16	0.052