

APPENDIX A – TEST DATA OF CONDUCTED EMISSION

LTE Band 2

1 RF Power Output

Modulation	Carrier frequency (MHz)	UL Channel	BW	RB Size	RB Offset	Conducted power (dBm)
QPSK	1850.7	18607	1.4	1	0	22.56
				1	3	22.57
				1	5	22.52
				3	0	22.59
				3	1	22.60
				3	3	22.59
	6	0		21.70		
	1	0		22.20		
	1	3		22.28		
	1	5		22.24		
	3	0		22.27		
	3	1		22.28		
	3	3		22.25		
	6	0		21.28		
	1	0		22.58		
	1	3		22.53		
	1	5		22.53		
	16QAM	1850.7		18607	1	0
1			3		21.74	
1			5		21.83	
3			0		21.73	
3			1		21.75	
3			3		21.73	
6		0	20.58			
1		0	21.30			
1		3	21.34			
1		5	21.44			
3		0	21.66			
3		1	21.69			
3		3	21.60			
6		0	20.27			
1		0	21.59			
1		3	21.60			
1		5	21.73			
1909.3		19193	3	0	21.42	
	3		1	21.57		
	3		3	21.50		
	6		0	20.56		

Modulation	Carrier frequency (MHz)	UL Channel	BW	RB Size	RB Offset	Conducted power (dBm)
64QAM	1850.7	18607	1.4	1	0	20.58
				1	3	20.51
				1	5	20.54
				3	0	20.54
				3	1	20.47
				3	3	20.59
	1880	18900		6	0	19.52
				1	0	20.33
				1	3	20.53
				1	5	20.30
				3	0	20.26
				3	1	20.32
	1909.3	19193		3	3	20.36
				6	0	19.36
				1	0	20.66
				1	3	20.67
				1	5	20.57
				3	0	20.57
				3	1	20.58
				3	3	20.64
				6	0	19.42

Modulation	Carrier frequency (MHz)	UL Channel	BW	RB Size	RB Offset	Conducted power (dBm)
QPSK	1851.5	18615	3	1	0	22.31
				1	8	22.36
				1	14	22.32
				8	0	21.50
				8	4	21.48
				8	7	21.45
				15	0	20.48
	1880	18900		1	0	22.21
				1	8	22.35
				1	14	22.35
				8	0	21.38
				8	4	21.45
				8	7	21.44
				15	0	20.44
	1908.5	19185		1	0	22.43
1			8	22.49		
1			14	22.55		
8			0	21.60		
8			4	21.64		
8			7	21.54		
15			0	20.37		
16QAM	1851.5	18615	1	0	22.35	
			1	8	22.13	
			1	14	22.19	
			8	0	20.88	
			8	4	20.91	
			8	7	20.91	
			15	0	20.03	
	1880	18900	1	0	21.51	
			1	8	21.57	
			1	14	21.67	
			8	0	20.24	
			8	4	20.36	
			8	7	20.24	
			15	0	19.35	
	1908.5	19185	1	0	21.44	
1			8	21.82		
1			14	21.75		
8			0	20.62		
8			4	20.72		
8			7	20.71		
15			0	19.82		

Modulation	Carrier frequency (MHz)	UL Channel	BW	RB Size	RB Offset	Conducted power (dBm)
64QAM	1851.5	18615	3	1	0	20.75
				1	8	20.91
				1	14	20.81
				8	0	19.84
				8	4	19.83
				8	7	19.83
				15	0	19.32
	1880	18900		1	0	20.42
				1	8	20.29
				1	14	20.32
				8	0	19.39
				8	4	19.43
				8	7	19.33
				15	0	19.33
	1908.5	19185		1	0	20.73
				1	8	20.66
				1	14	20.69
				8	0	19.73
				8	4	19.66
				8	7	19.70
				15	0	19.45

Modulation	Carrier frequency (MHz)	UL Channel	BW	RB Size	RB Offset	Conducted power (dBm)
QPSK	1852.5	18625	5	1	0	22.35
				1	12	22.37
				1	24	22.40
				12	0	21.32
				12	7	21.35
				12	13	21.39
	1880	18900		25	0	20.56
				1	0	22.29
				1	12	22.24
				1	24	22.36
				12	0	21.33
				12	7	21.38
	1907.5	19175		12	13	21.42
				25	0	20.51
				1	0	22.44
1			12	22.49		
1			24	22.55		
12			0	21.54		
16QAM	1852.5	18625	12	7	21.61	
			12	13	21.64	
			25	0	20.78	
			1	0	21.53	
			1	12	21.81	
			1	24	21.72	
	1880	18900	12	0	20.79	
			12	7	20.73	
			12	13	20.72	
			25	0	19.87	
			1	0	21.73	
			1	12	21.67	
	1907.5	19175	1	24	21.61	
			12	0	20.39	
			12	7	20.54	
12			13	20.51		
25			0	19.56		
1			0	21.66		
			1	12	21.82	
			1	24	21.79	
			12	0	20.53	
			12	7	20.69	
			12	13	20.63	
			25	0	19.63	

Modulation	Carrier frequency (MHz)	UL Channel	BW	RB Size	RB Offset	Conducted power (dBm)
64QAM	1852.5	18625	5	1	0	20.81
				1	12	20.84
				1	24	20.73
				12	0	19.76
				12	7	19.72
				12	13	19.77
				25	0	19.56
	1880	18900		1	0	20.41
				1	12	20.42
				1	24	20.35
				12	0	19.42
				12	7	19.35
				12	13	19.44
				25	0	19.78
	1907.5	19175		1	0	20.59
				1	12	20.53
				1	24	20.65
				12	0	19.61
				12	7	19.66
				12	13	19.66
				25	0	19.87

Modulation	Carrier frequency (MHz)	UL Channel	BW	RB Size	RB Offset	Conducted power (dBm)
QPSK	1855	18650	10	1	0	22.45
				1	25	22.38
				1	49	22.42
				25	0	21.37
				25	12	21.35
				25	25	21.37
	1880	18900		50	0	20.44
				1	0	22.41
				1	25	22.39
				1	49	22.48
				25	0	21.37
				25	12	21.46
	1905	19150		25	25	21.43
				50	0	20.37
				1	0	22.35
				1	25	22.48
				1	49	22.60
				25	0	21.48
16QAM	1855	18650	25	12	21.71	
			25	25	21.65	
			50	0	20.87	
			1	0	22.41	
			1	25	22.05	
			1	49	22.17	
	1880	18900	25	0	20.80	
			25	12	20.79	
			25	25	20.80	
			50	0	19.98	
			1	0	21.58	
			1	25	21.62	
	1905	19150	1	49	21.49	
			25	0	20.38	
			25	12	20.51	
			25	25	20.51	
			50	0	19.64	
			1	0	21.60	
			1	25	21.70	
			1	49	21.74	
			25	0	20.59	
			25	12	20.80	
			25	25	20.80	
			50	0	19.97	

Modulation	Carrier frequency (MHz)	UL Channel	BW	RB Size	RB Offset	Conducted power (dBm)
64QAM	1855	18650	10	1	0	20.74
				1	25	20.74
				1	49	20.74
				25	0	19.79
				25	12	19.67
				25	25	19.74
	1880	18900		50	0	19.87
				1	0	20.48
				1	25	20.49
				1	49	20.49
				25	0	19.47
				25	12	19.49
	1905	19150		25	25	19.49
				50	0	19.57
				1	0	20.60
				1	25	20.57
				1	49	20.55
				25	0	19.59
				25	12	19.61
				25	25	19.65
				50	0	19.87

Modulation	Carrier frequency (MHz)	UL Channel	BW	RB Size	RB Offset	Conducted power (dBm)
QPSK	1857.5	18675	15	1	0	22.42
				1	37	22.41
				1	74	22.39
				36	0	21.41
				36	29	21.37
				36	30	21.37
	1880	18900		75	0	20.57
				1	0	22.46
				1	37	22.42
				1	74	22.36
				36	0	21.42
				36	29	21.44
	1902.5	19125		36	30	21.48
				75	0	20.56
				1	0	22.37
				1	37	22.54
				1	74	22.46
				36	0	21.45
16QAM	1857.5	18675	36	29	21.66	
			36	30	21.63	
			75	0	20.78	
			1	0	22.26	
			1	37	22.05	
			1	74	22.11	
	1880	18900	36	0	20.73	
			36	29	20.69	
			36	30	20.65	
			75	0	19.78	
			1	0	21.57	
			1	37	21.57	
	1902.5	19125	1	74	21.54	
			36	0	20.37	
			36	29	20.51	
			36	30	20.51	
			75	0	19.56	
			1	0	21.91	
			1	37	22.11	
			1	74	21.98	
			36	0	20.47	
			36	29	20.68	
			36	30	20.66	
			75	0	19.78	

Modulation	Carrier frequency (MHz)	UL Channel	BW	RB Size	RB Offset	Conducted power (dBm)
64QAM	1857.5	18675	15	1	0	20.72
				1	37	20.72
				1	74	20.71
				36	0	19.71
				36	29	19.71
				36	30	19.71
				75	0	19.87
	1880	18900		1	0	20.46
				1	37	20.46
				1	74	20.46
				36	0	19.51
				36	29	19.46
				36	30	19.46
				75	0	19.65
	1902.5	19125		1	0	20.46
				1	37	20.51
				1	74	20.52
				36	0	19.43
				36	29	19.52
				36	30	19.46
				75	0	19.63

Modulation	Carrier frequency (MHz)	UL Channel	BW	RB Size	RB Offset	Conducted power (dBm)
QPSK	1860	18700	20	1	0	22.45
				1	49	22.43
				1	99	22.44
				50	0	21.38
				50	24	21.42
				50	50	21.39
	100	0		20.67		
	1	0		22.48		
	1	49		22.41		
	1	99		22.32		
	50	0		21.37		
	50	24		21.45		
	50	50		21.45		
	100	0		20.65		
	1	0		22.47		
	1	49		22.55		
	1	99		22.45		
	50	0		21.53		
50	24	21.65				
50	50	21.66				
100	0	20.78				
16QAM	1860	18700	1	0	22.15	
			1	49	21.63	
			1	99	21.77	
			50	0	20.67	
			50	24	20.56	
			50	50	20.55	
	100	0	19.87			
	1	0	21.69			
	1	49	21.66			
	1	99	21.63			
	50	0	20.39			
	50	24	20.37			
	50	50	20.43			
	100	0	19.62			
	1	0	21.85			
	1	49	22.14			
	1	99	22.23			
	50	0	20.54			
50	24	20.68				
50	50	20.65				
100	0	19.87				

Modulation	Carrier frequency (MHz)	UL Channel	BW	RB Size	RB Offset	Conducted power (dBm)
64QAM	1860	18700	20	1	0	20.68
				1	49	20.67
				1	99	20.67
				50	0	19.67
				50	24	19.67
				50	50	19.67
	100	0		19.87		
	1880	18900		1	0	20.45
				1	49	20.48
				1	99	20.47
				50	0	19.51
				50	24	19.45
				50	50	19.52
	1900	19100		100	0	19.62
				1	0	20.55
				1	49	20.52
				1	99	20.55
				50	0	19.58
50			24	19.56		
50	50	19.55				
100	0	19.87				

2 Occupied Bandwidth

Band	Carrier frequency (MHz)	Channel	BW (MHz)	RB Size	RB Offset	Bandwidth of 99% Power (MHz)					
						QPSK		16-QAM		64-QAM	
2	1850.7	18607	1.4	6	0	1.088	Fig.1	1.082	Fig.2	1.088	Fig.3
	1880	18900		6	0	1.076	Fig.4	1.088	Fig.5	1.082	Fig.6
	1909.3	19193		6	0	1.082	Fig.7	1.082	Fig.8	1.082	Fig.9
	1851.5	18615	3	15	0	2.683	Fig.10	2.683	Fig.11	2.683	Fig.12
	1880	18900		15	0	2.683	Fig.13	2.683	Fig.14	2.683	Fig.15
	1908.5	19185		15	0	2.683	Fig.16	2.683	Fig.17	2.683	Fig.18
	1852.5	18625	5	25	0	4.472	Fig.19	4.472	Fig.20	4.472	Fig.21
	1880	18900		25	0	4.472	Fig.22	4.472	Fig.23	4.472	Fig.24
	1907.5	19175		25	0	4.472	Fig.25	4.472	Fig.26	4.472	Fig.27
	1855	18650	10	50	0	8.944	Fig.28	8.944	Fig.29	8.944	Fig.30
	1880	18900		50	0	8.944	Fig.31	8.944	Fig.32	8.944	Fig.33
	1905	19150		50	0	8.944	Fig.34	8.944	Fig.35	8.944	Fig.36
	1857.5	18675	15	75	0	13.415	Fig.37	13.415	Fig.38	13.415	Fig.39
	1880	18900		75	0	13.415	Fig.40	13.415	Fig.41	13.415	Fig.42
	1902.5	19125		75	0	13.415	Fig.43	13.415	Fig.44	13.415	Fig.45
	1860	18700	20	100	0	17.887	Fig.46	17.800	Fig.47	17.887	Fig.48
1880	18900	100		0	17.887	Fig.49	17.800	Fig.50	17.887	Fig.51	
1900	19100	100		0	17.887	Fig.52	17.887	Fig.53	17.887	Fig.54	

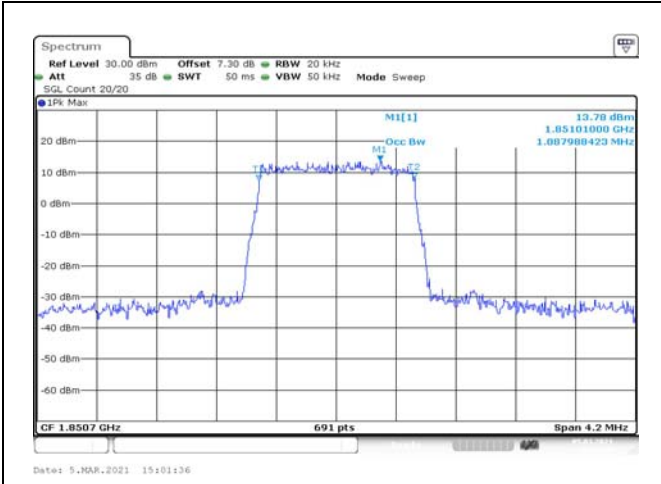


Fig.1

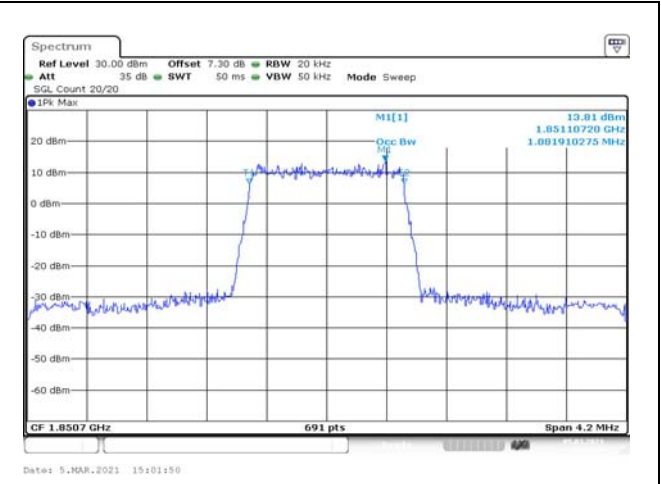


Fig.2

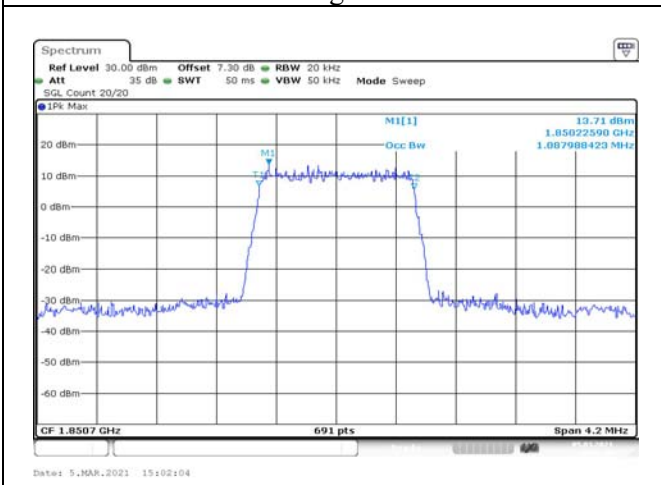


Fig.3

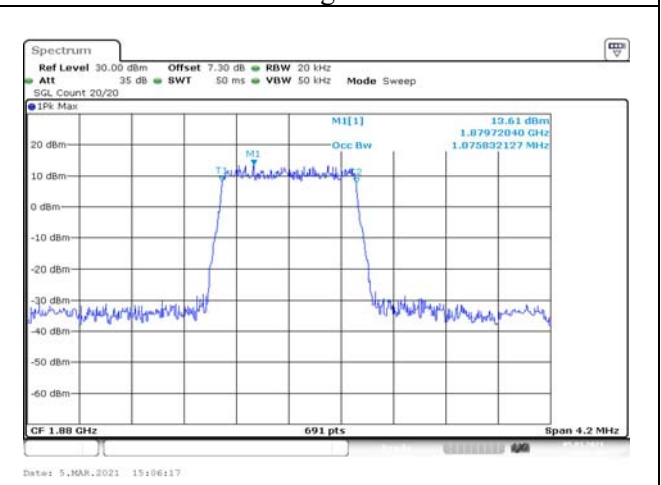


Fig.4

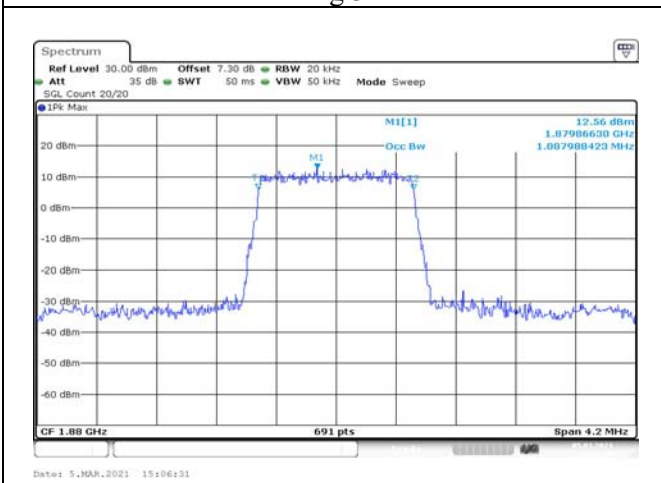


Fig.5

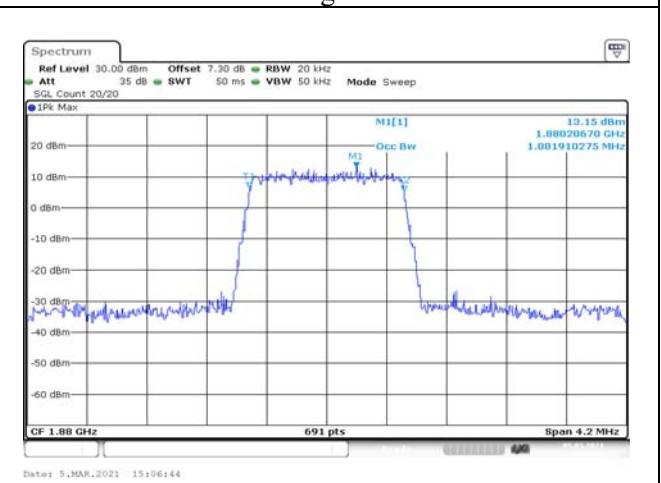


Fig.6

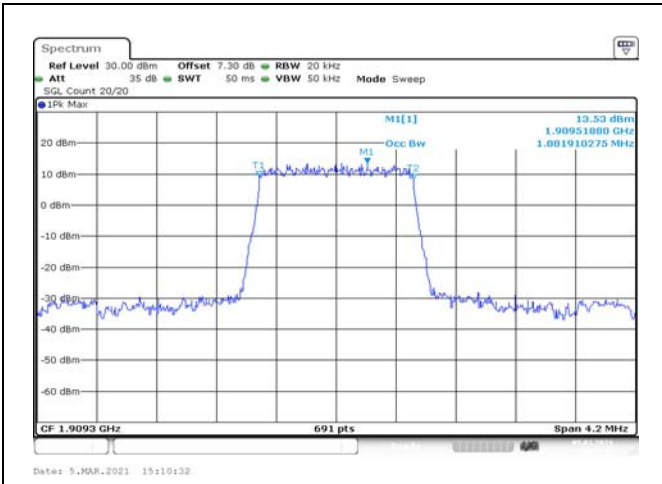


Fig.7

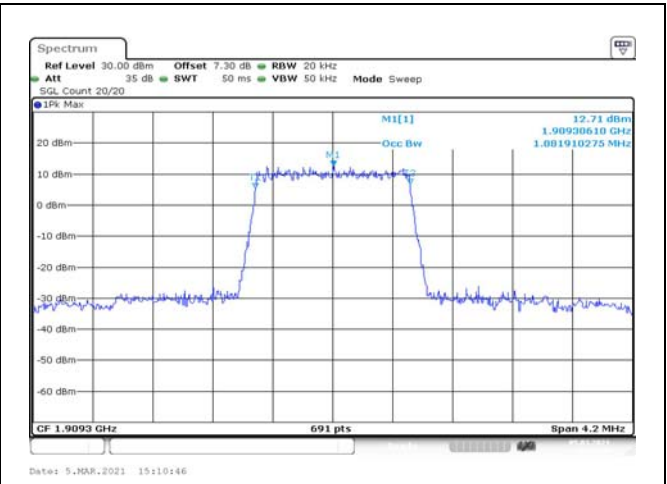


Fig.8

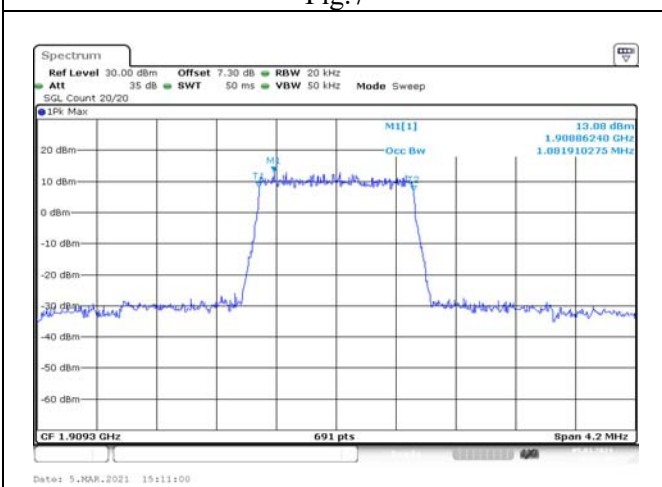


Fig.9

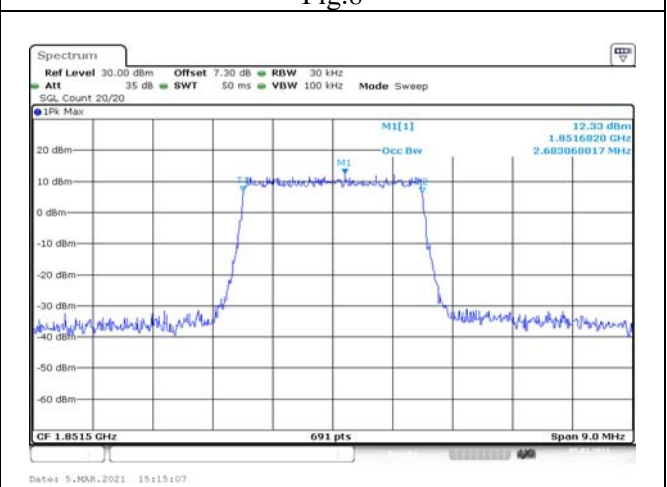


Fig.10

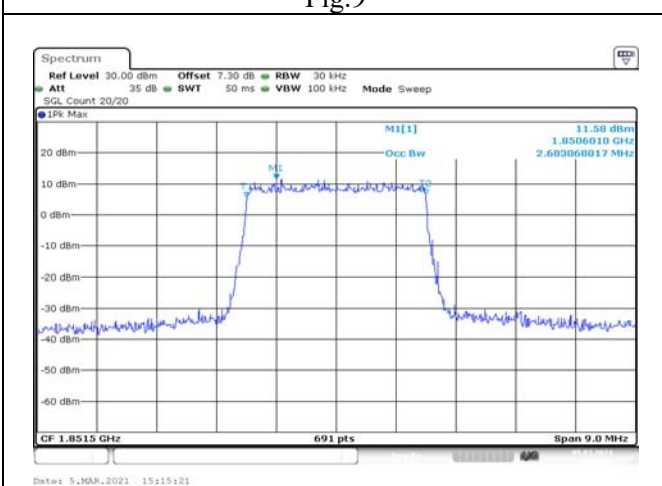


Fig.11

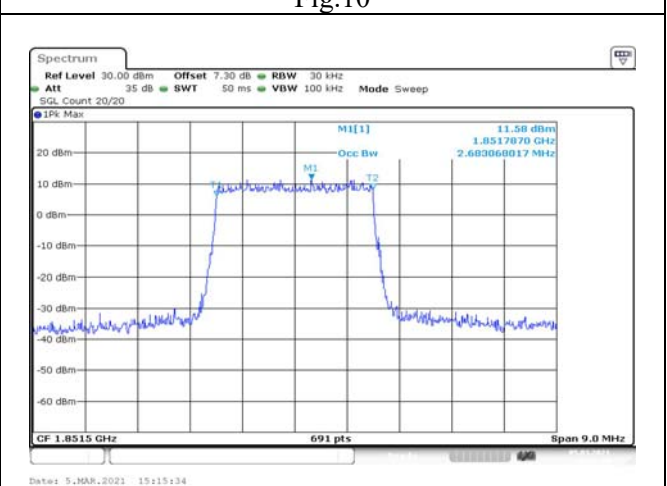


Fig.12

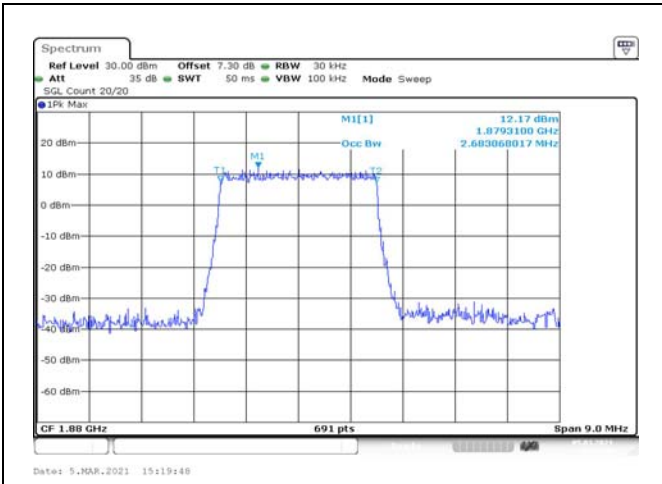


Fig.13

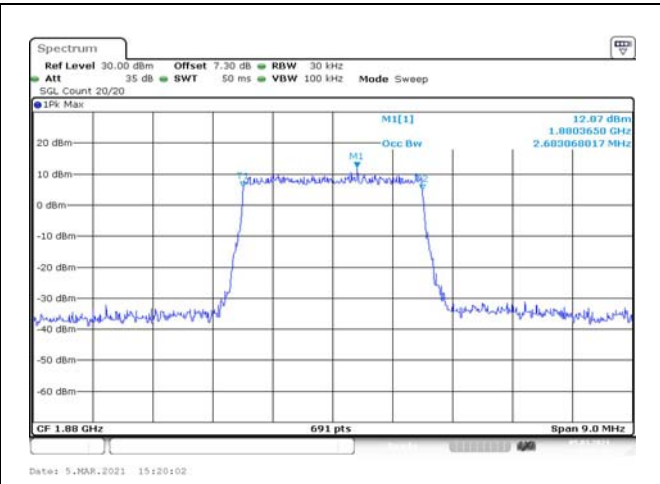


Fig.14

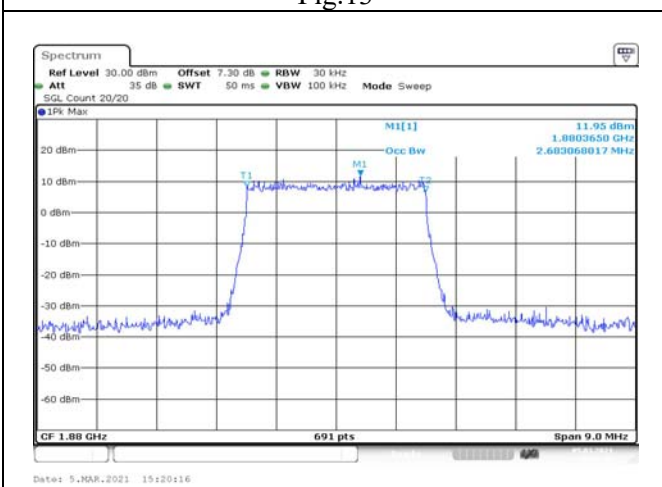


Fig.15

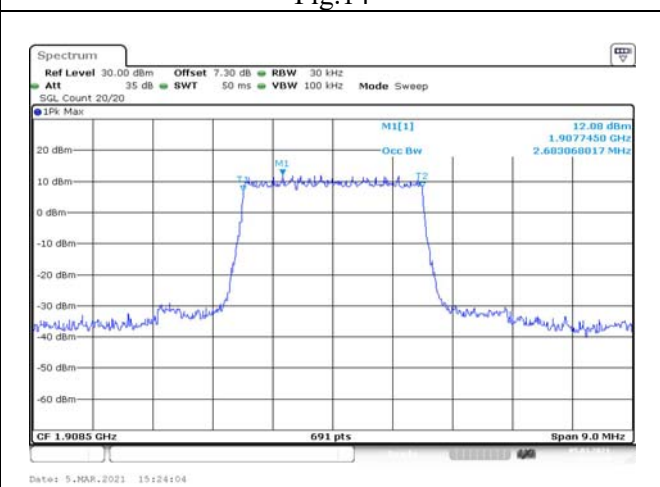


Fig.16

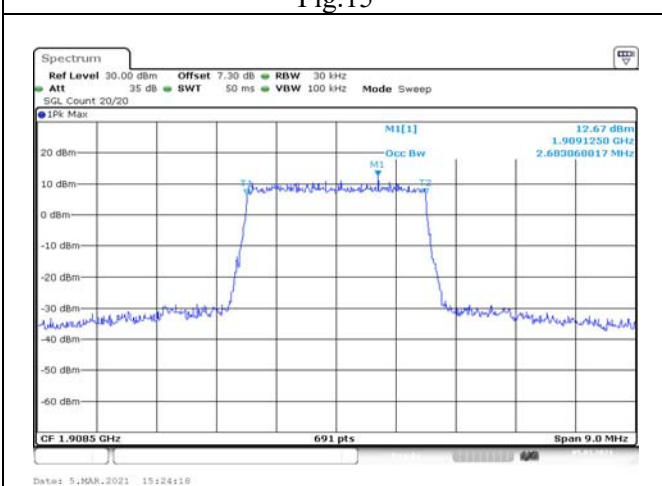


Fig.17

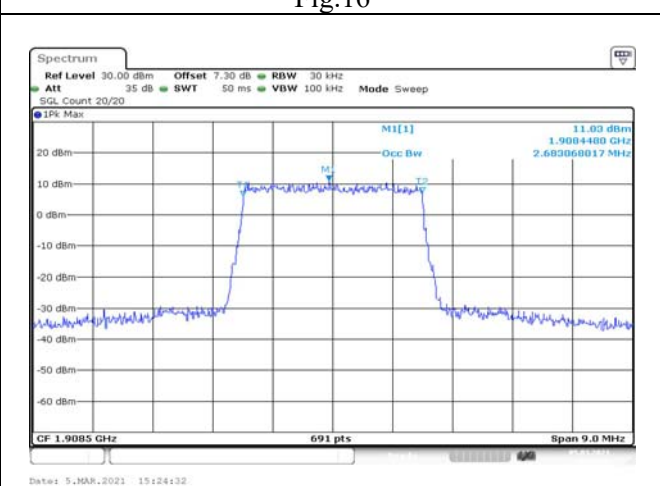


Fig.18

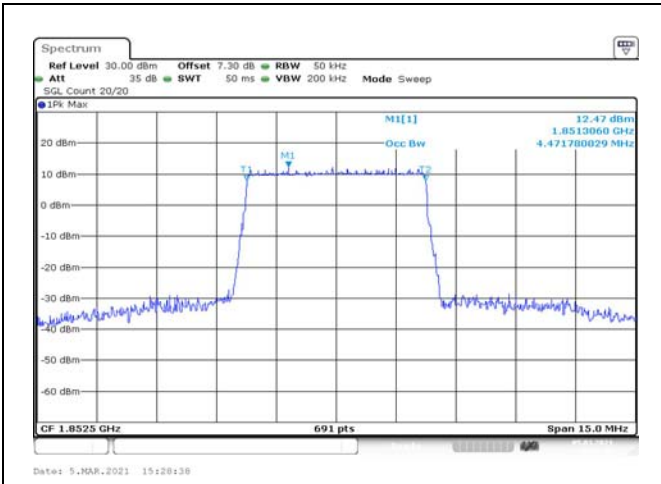


Fig.19

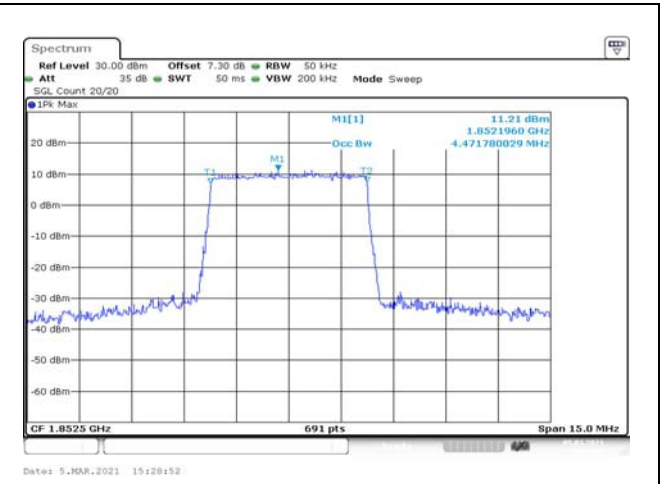


Fig.20

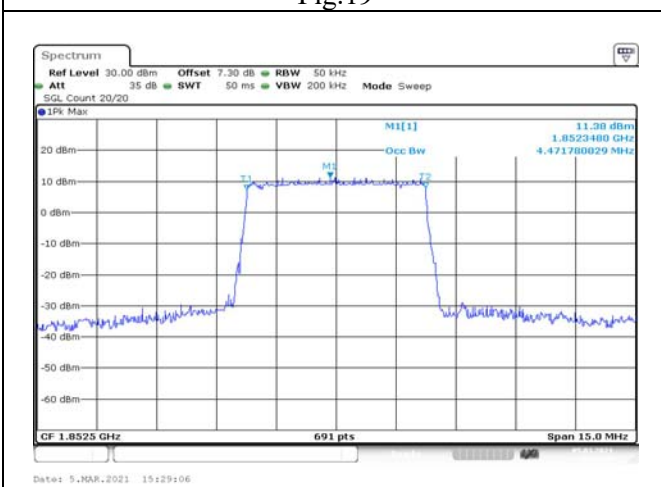


Fig.21

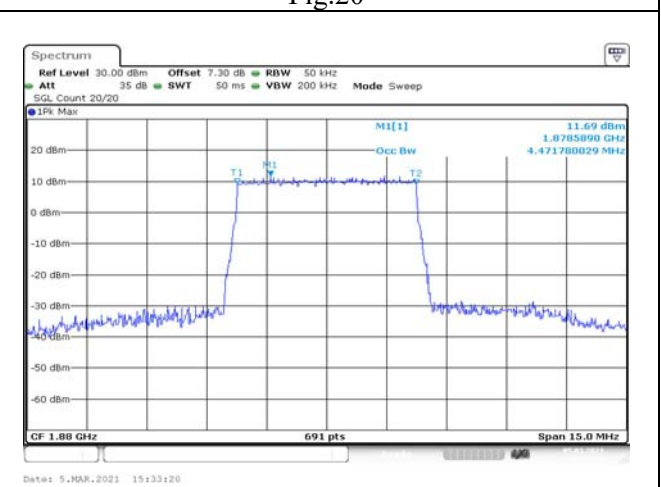


Fig.22

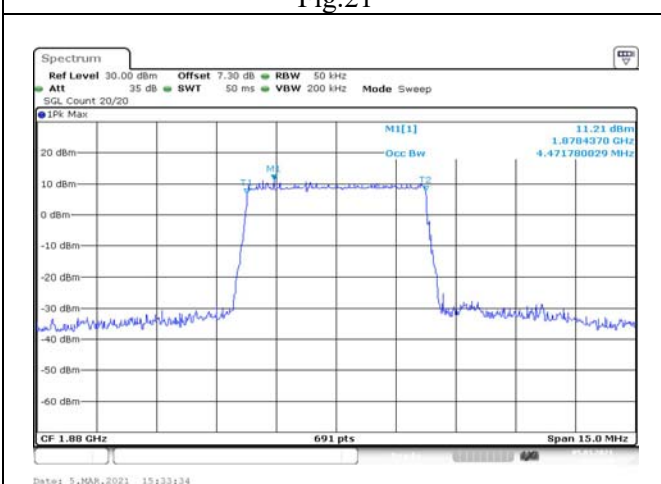


Fig.23

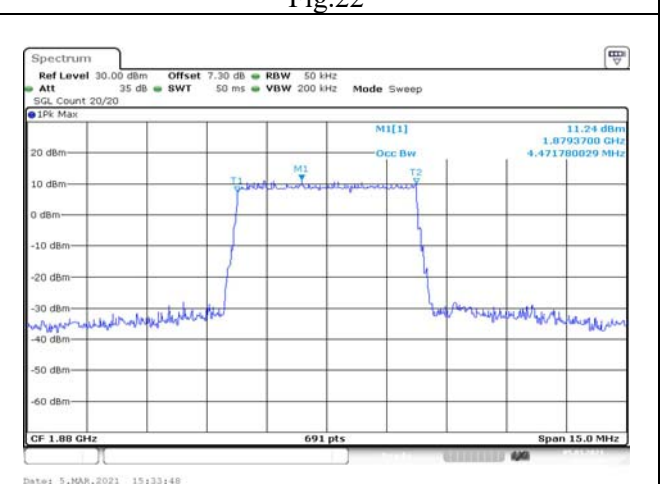


Fig.24

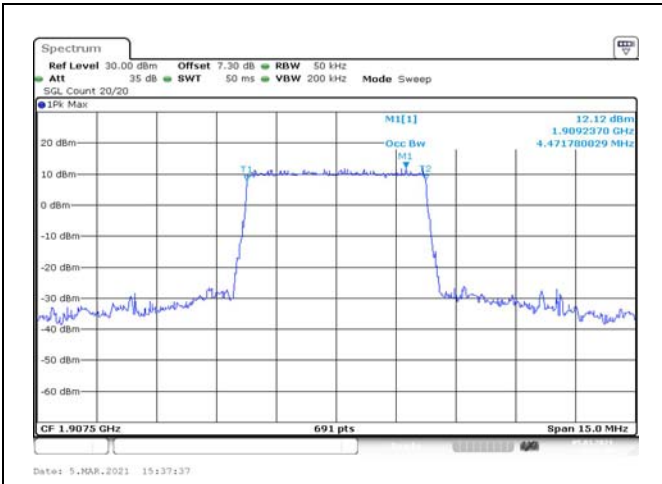


Fig.25

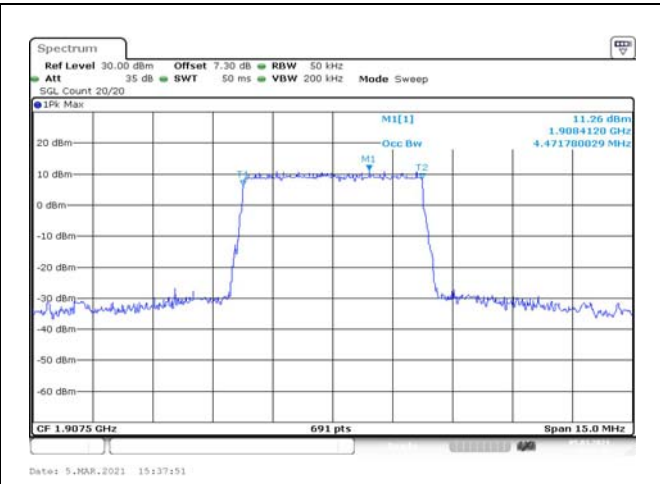


Fig.26

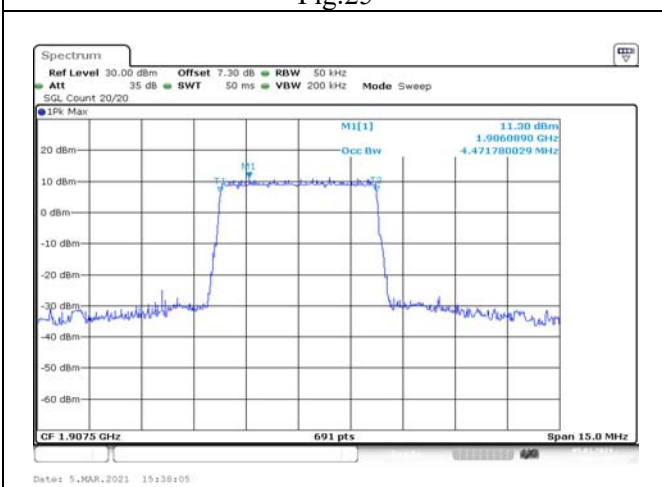


Fig.27

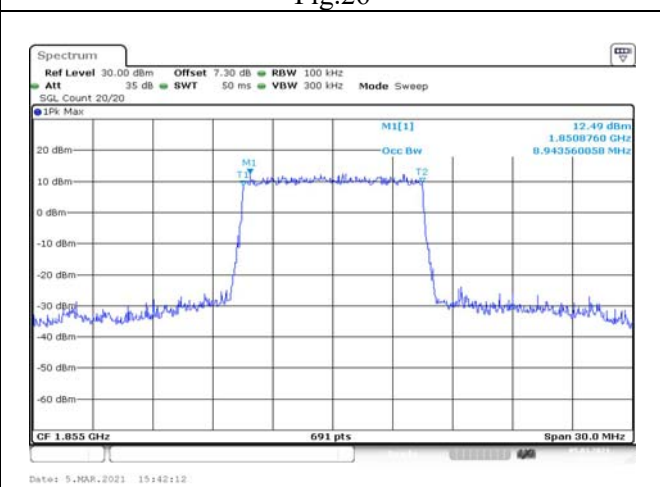


Fig.28

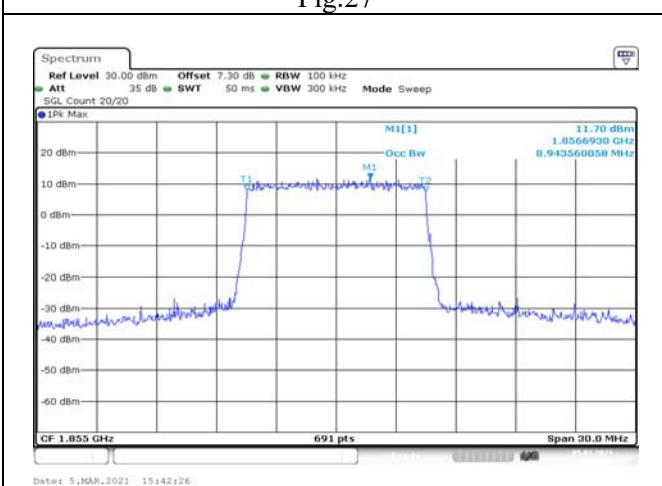


Fig.29

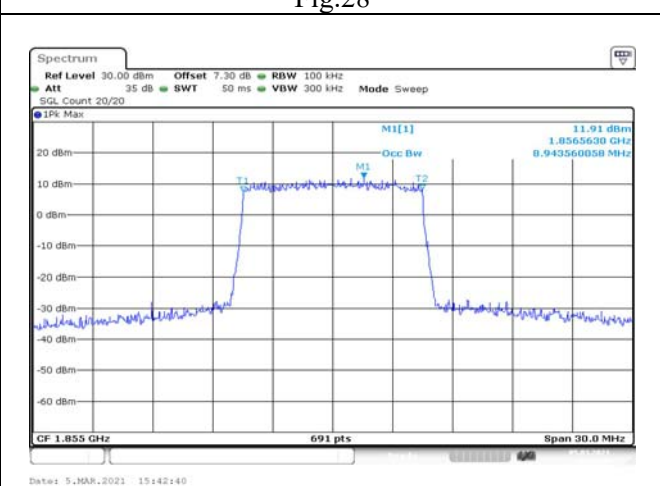


Fig.30

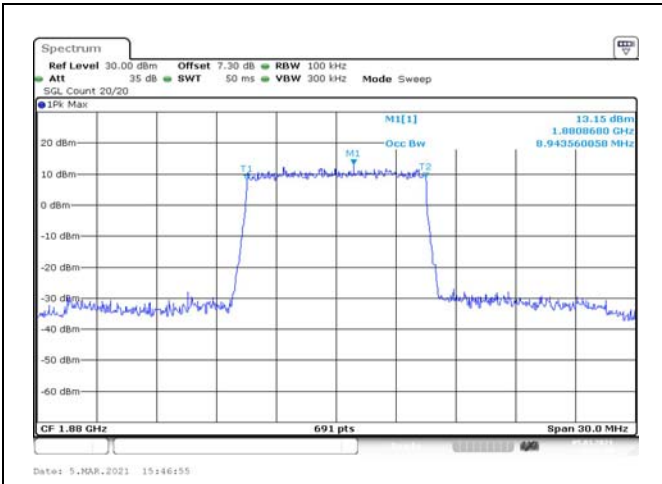


Fig.31

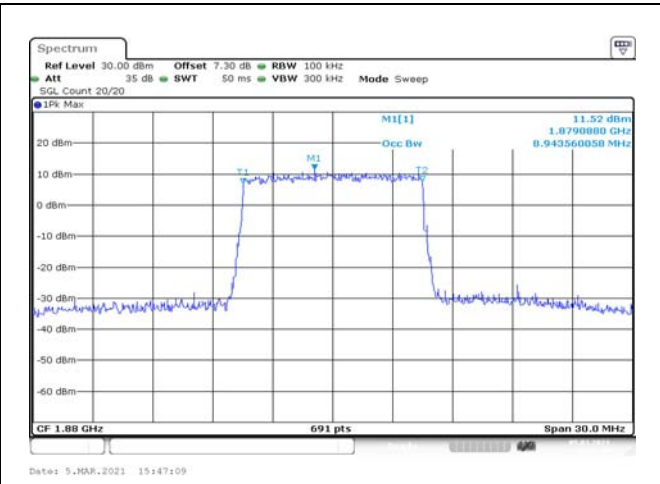


Fig.32

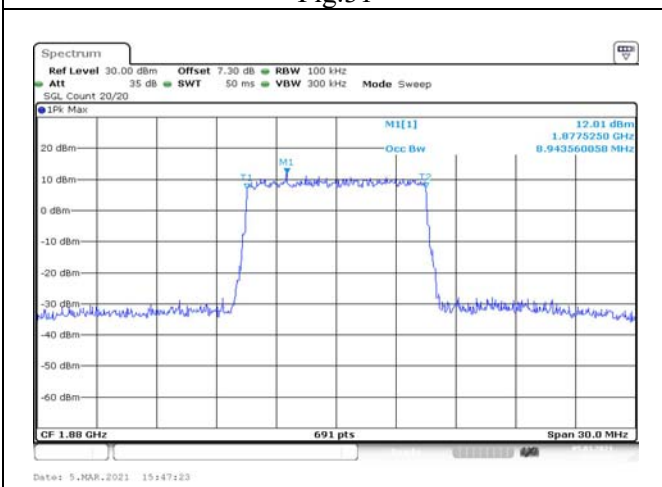


Fig.33

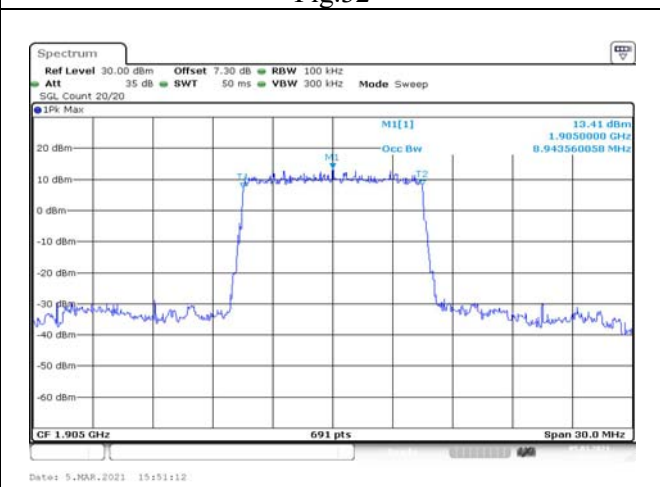


Fig.34

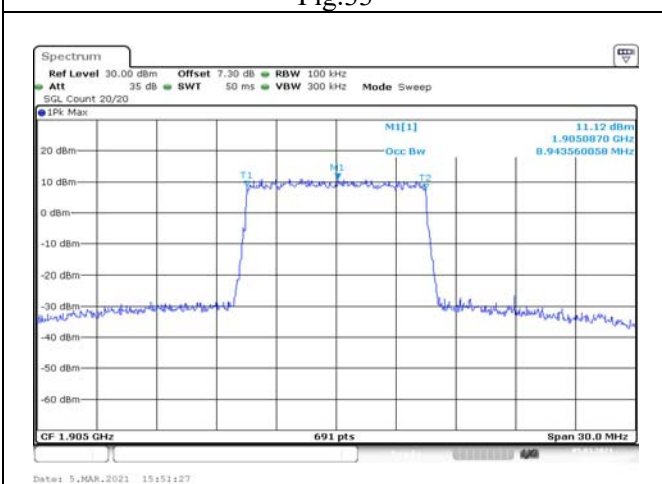


Fig.35

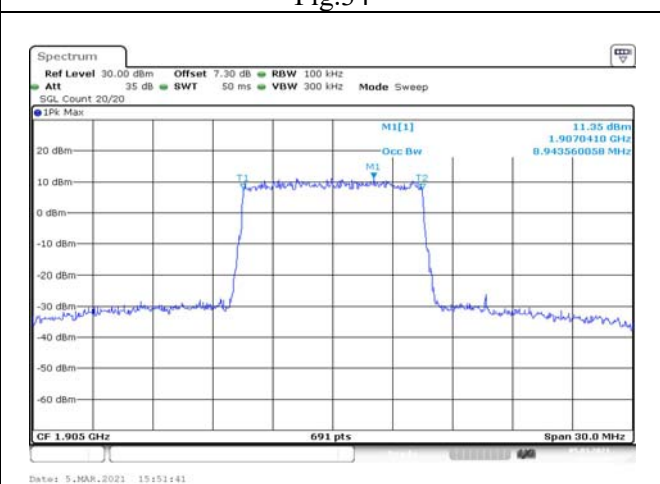


Fig.36

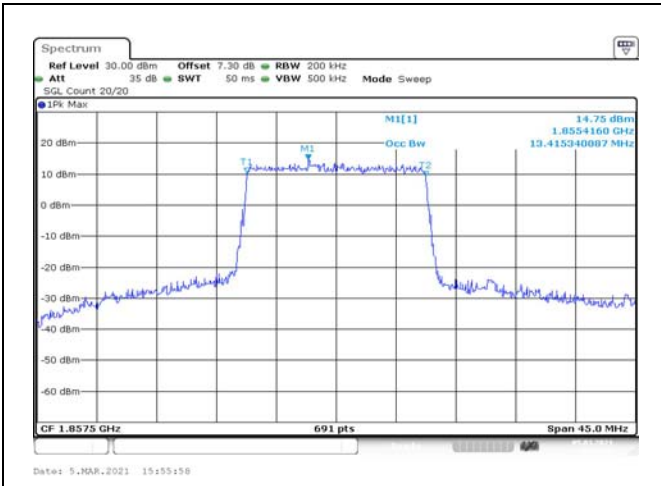


Fig.37

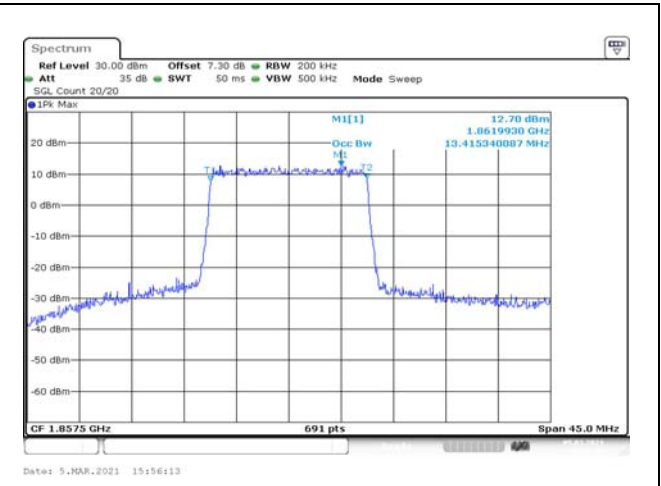


Fig.38

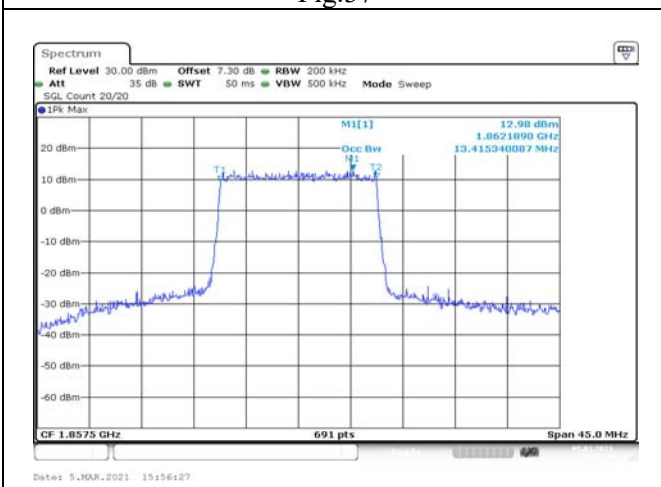


Fig.39

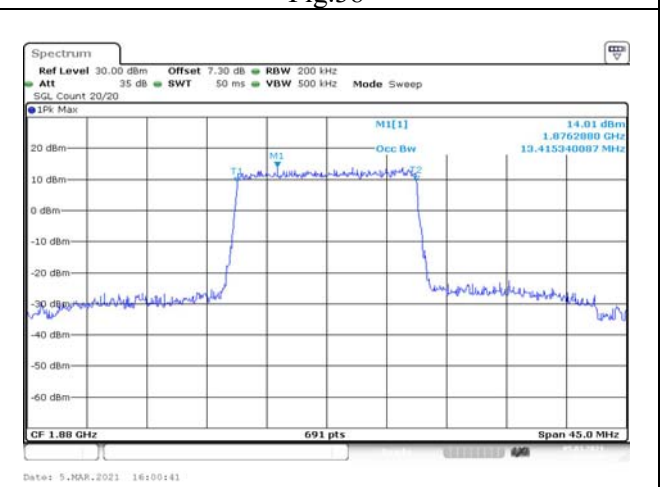


Fig.40

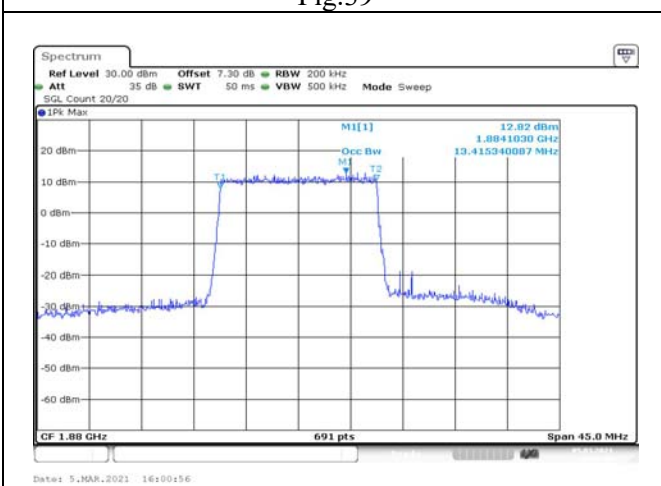


Fig.41

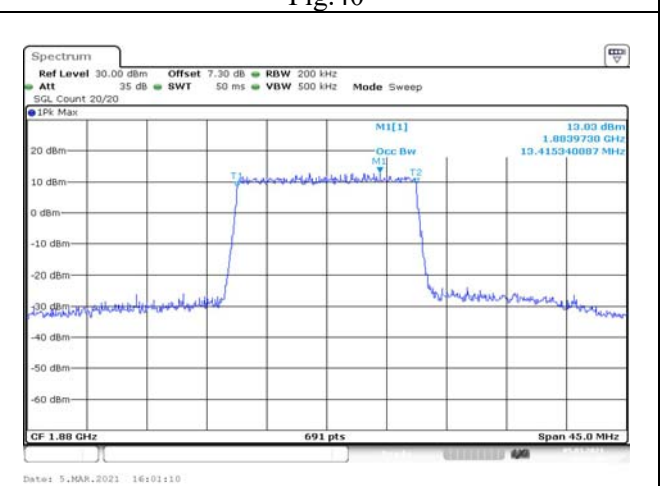


Fig.42

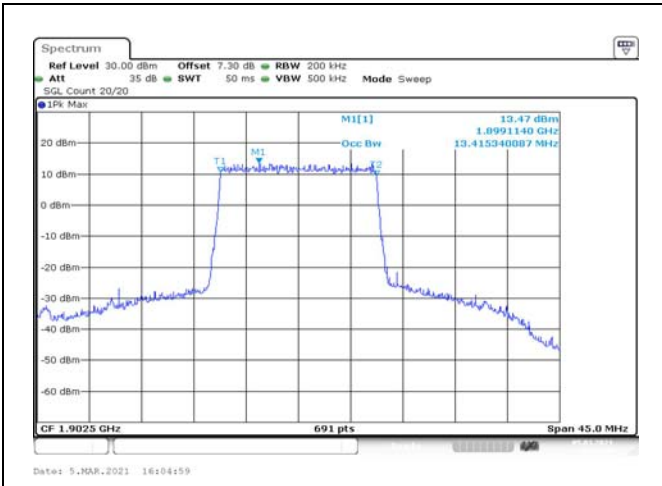


Fig.43

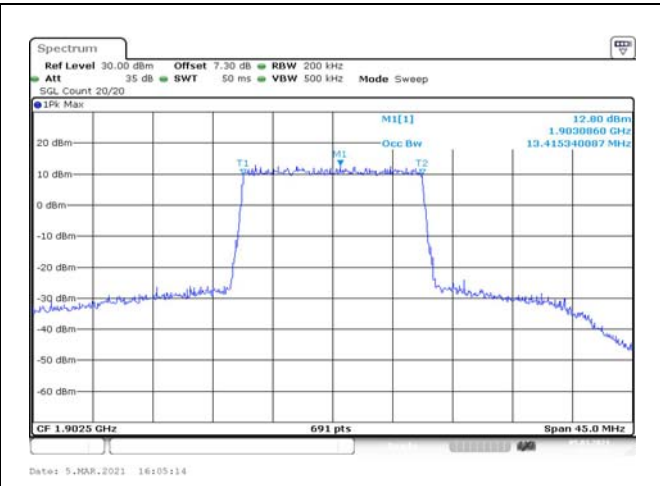


Fig.44

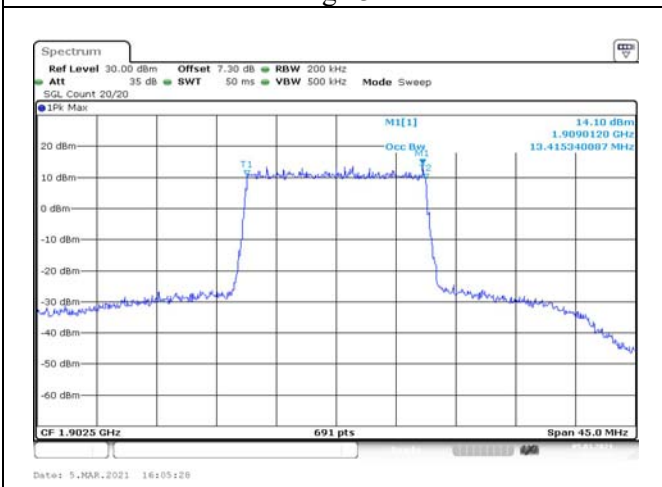


Fig.45

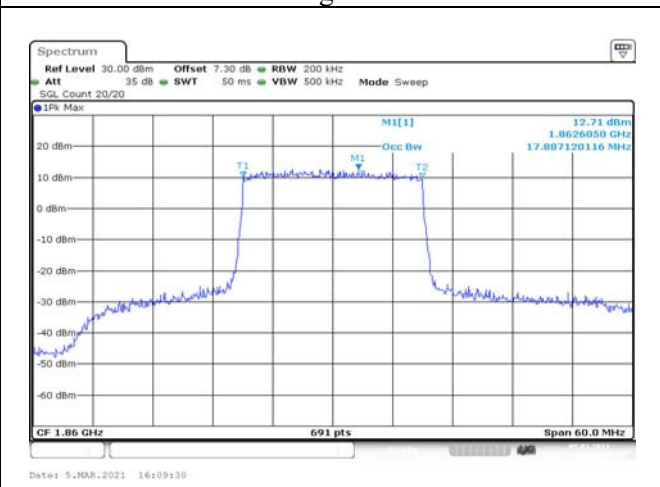


Fig.46

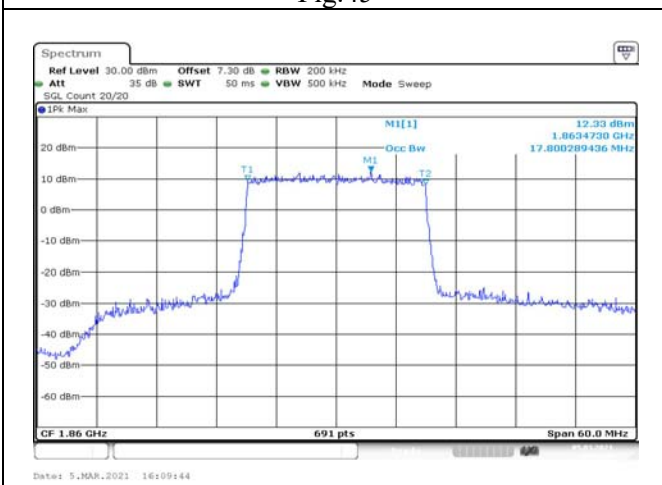


Fig.47

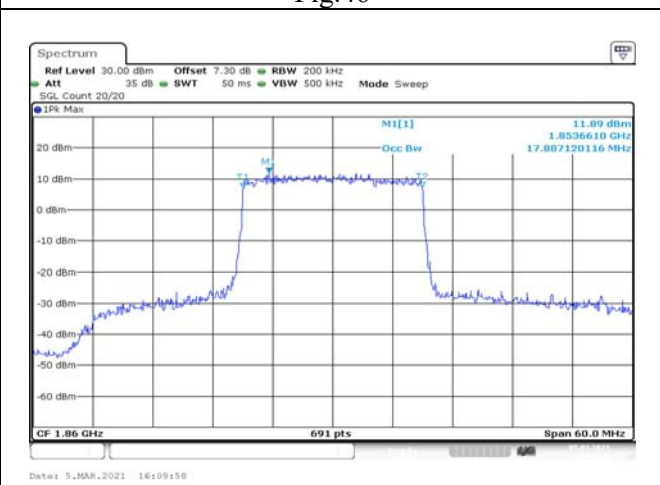


Fig.48

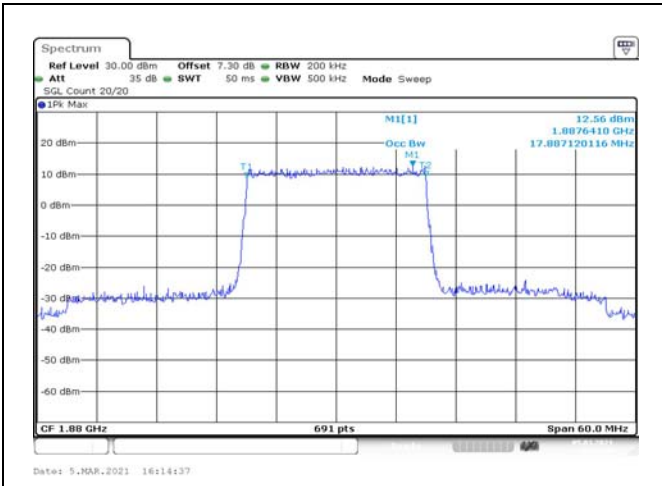


Fig.49

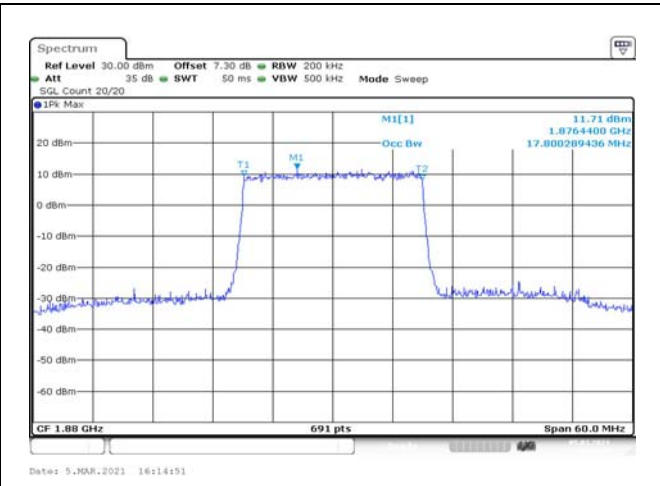


Fig.50

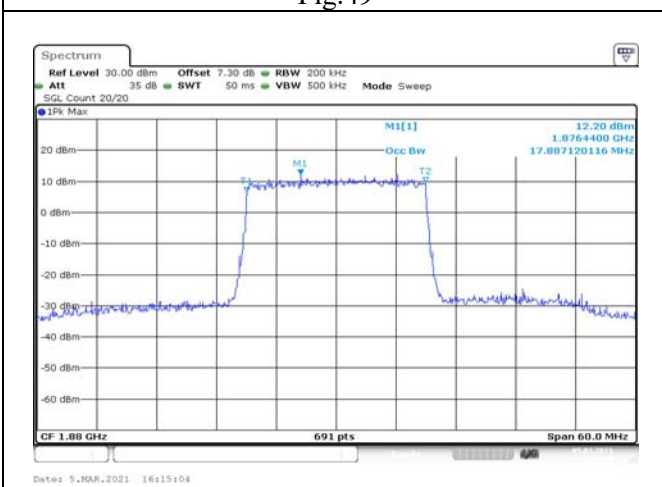


Fig.51

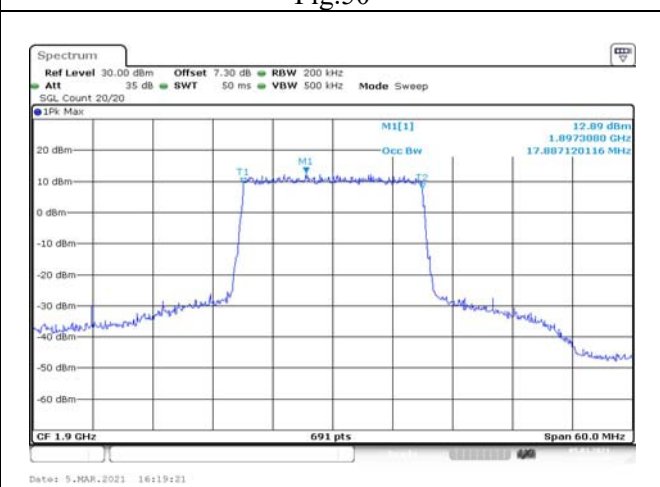


Fig.52

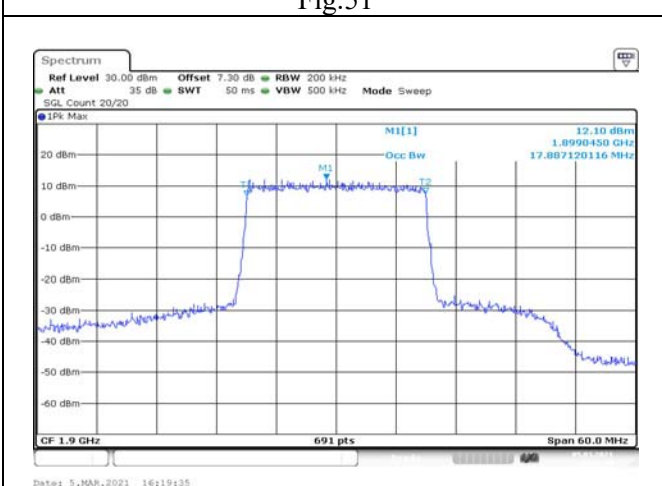


Fig.53

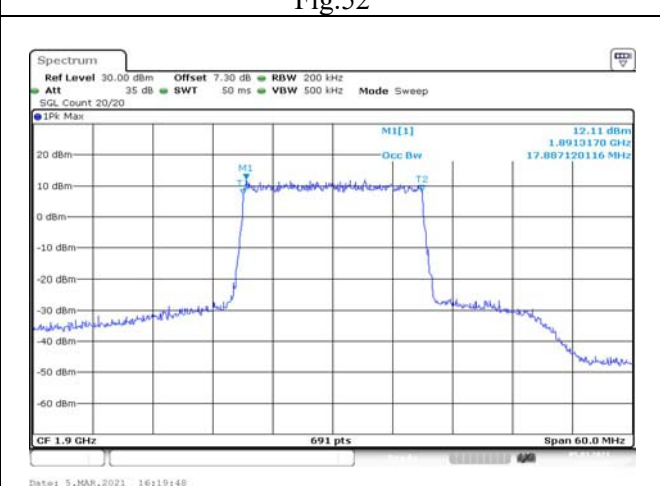


Fig.54

3 Emission Bandwidth

Band	Carrier frequency (MHz)	Channel	BW (MHz)	RB Size	RB Offset	Bandwidth of -26dB transmitter power (MHz)					
						QPSK		16-QAM		64-QAM	
2	1850.7	18607	1.4	6	0	1.222	Fig.1	1.222	Fig.2	1.216	Fig.3
	1880	18900		6	0	1.216	Fig.4	1.228	Fig.5	1.222	Fig.6
	1909.3	19193		6	0	1.216	Fig.7	1.216	Fig.8	1.210	Fig.9
	1851.5	18615	3	15	0	2.931	Fig.10	2.904	Fig.11	2.918	Fig.12
	1880	18900		15	0	2.891	Fig.13	2.904	Fig.14	2.918	Fig.15
	1908.5	19185		15	0	2.944	Fig.16	2.931	Fig.17	2.944	Fig.18
	1852.5	18625	5	25	0	4.841	Fig.19	4.863	Fig.20	4.754	Fig.21
	1880	18900		25	0	4.884	Fig.22	4.884	Fig.23	4.884	Fig.24
	1907.5	19175		25	0	4.841	Fig.25	4.863	Fig.26	4.884	Fig.27
	1855	18650	10	50	0	9.725	Fig.28	9.638	Fig.29	9.638	Fig.30
	1880	18900		50	0	9.638	Fig.31	9.551	Fig.32	9.508	Fig.33
	1905	19150		50	0	9.638	Fig.34	9.551	Fig.35	9.638	Fig.36
	1857.5	18675	15	75	0	14.522	Fig.37	14.522	Fig.38	14.522	Fig.39
	1880	18900		75	0	14.522	Fig.40	14.588	Fig.41	14.457	Fig.42
	1902.5	19125		75	0	14.653	Fig.43	14.457	Fig.44	14.522	Fig.45
	1860	18700	20	100	0	19.016	Fig.46	19.016	Fig.47	19.016	Fig.48
	1880	18900		100	0	19.103	Fig.49	19.103	Fig.50	19.276	Fig.51
	1900	19100		100	0	19.103	Fig.52	19.276	Fig.53	19.103	Fig.54

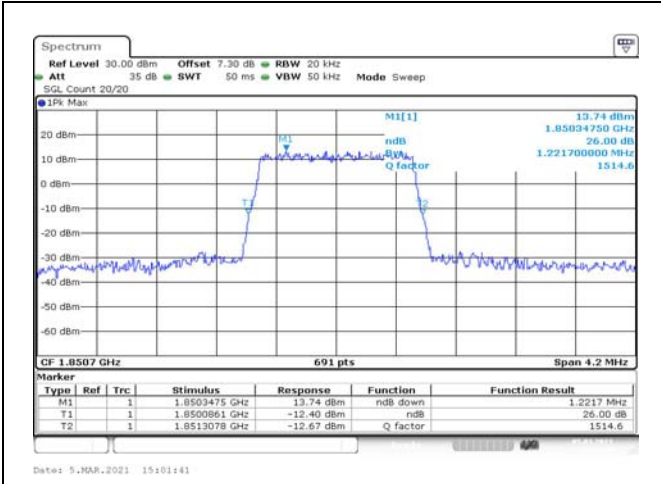


Fig.1

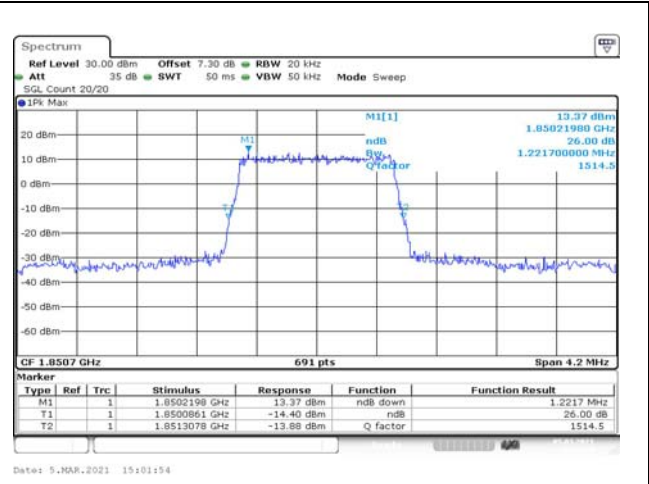


Fig.2

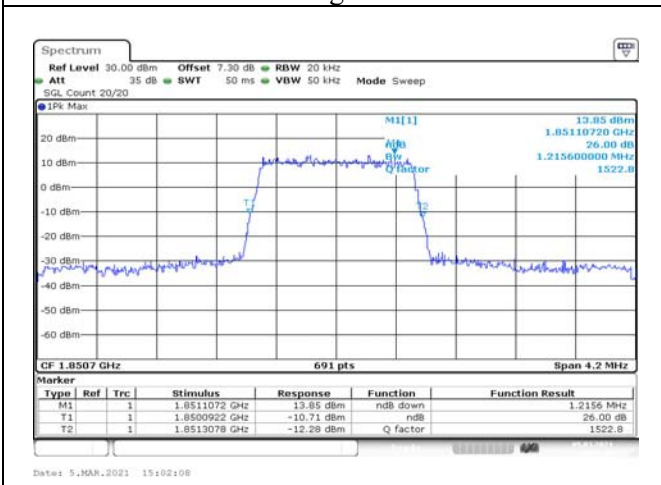


Fig.3

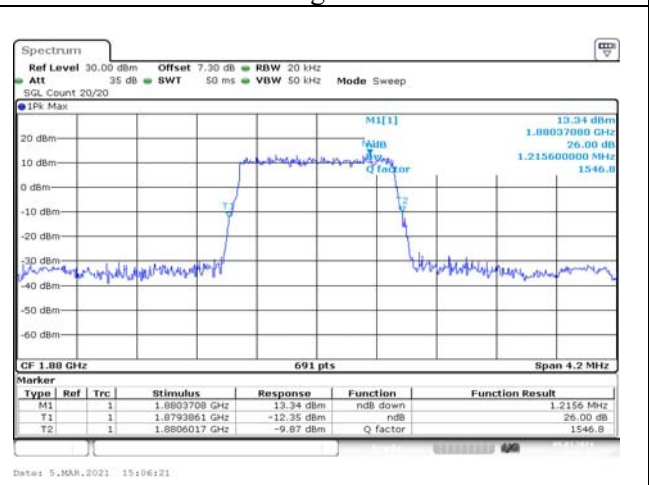


Fig.4

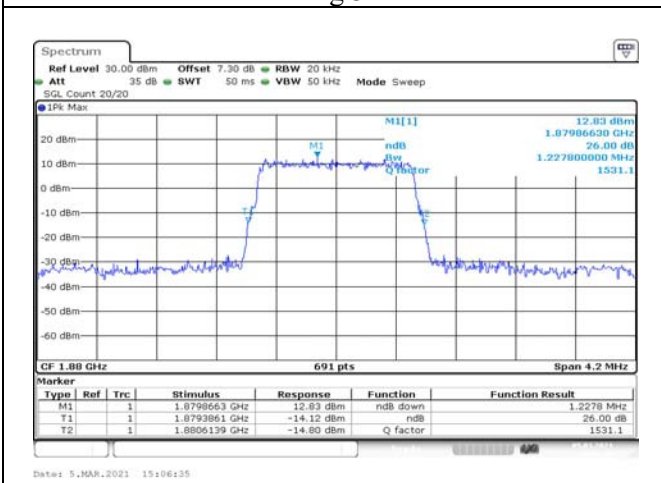


Fig.5

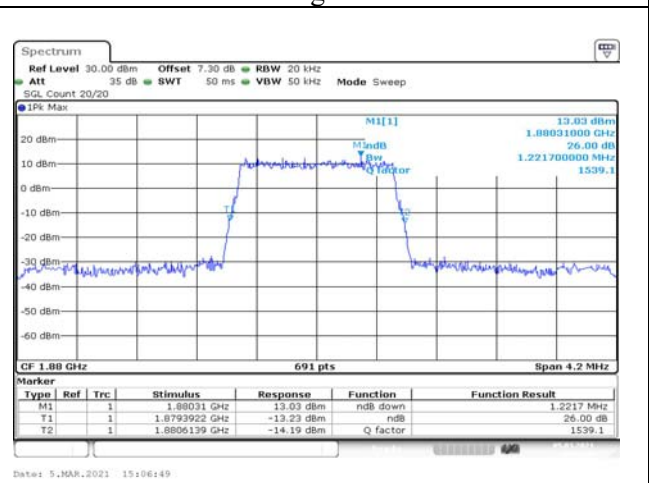


Fig.6

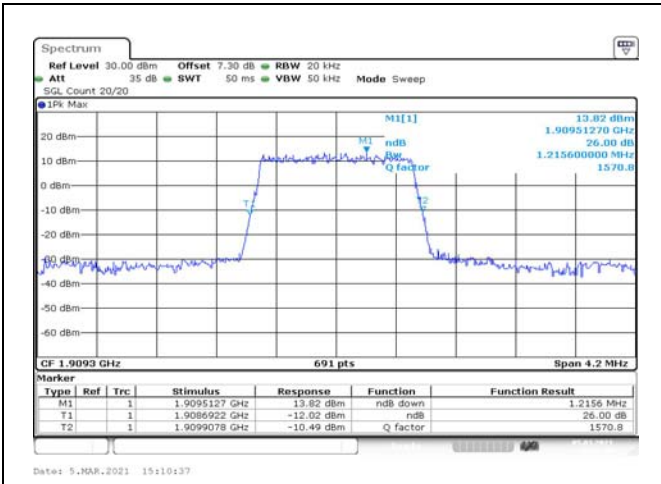


Fig.7

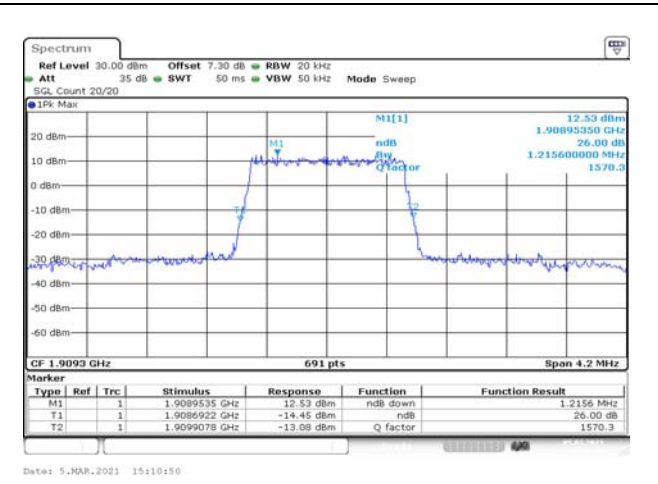


Fig.8

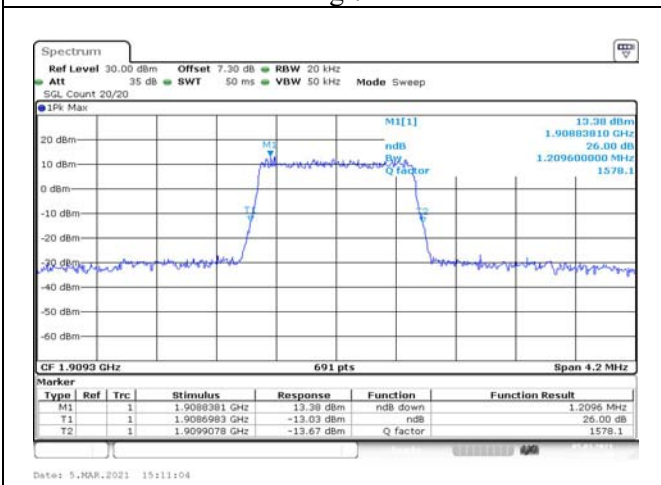


Fig.9

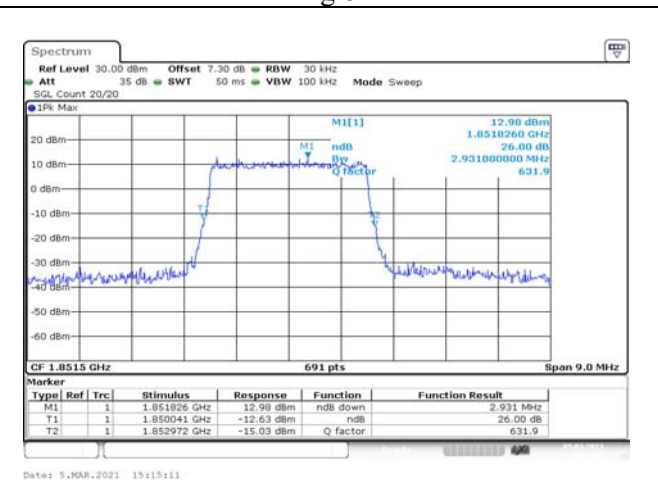


Fig.10



Fig.11

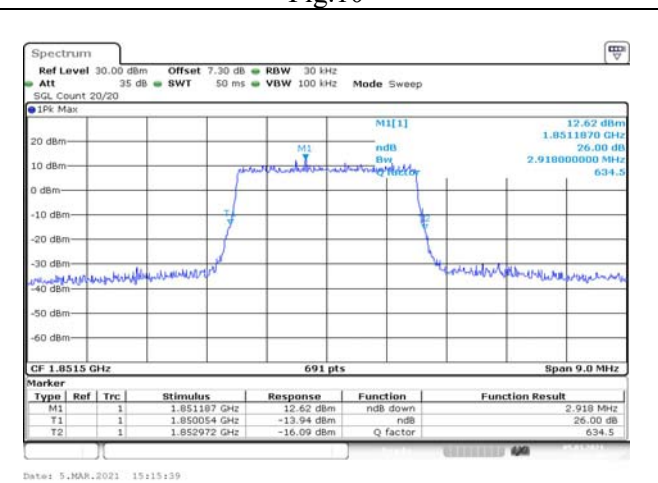


Fig.12

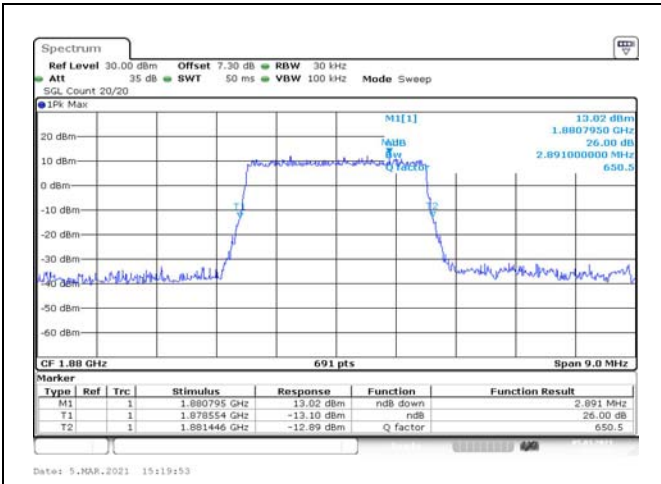


Fig.13

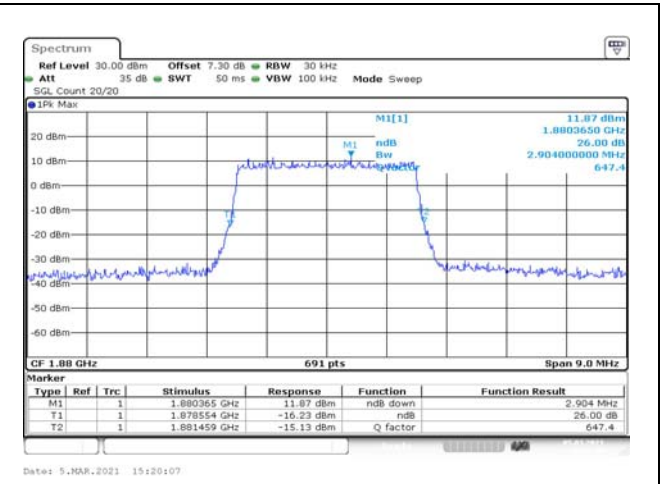


Fig.14

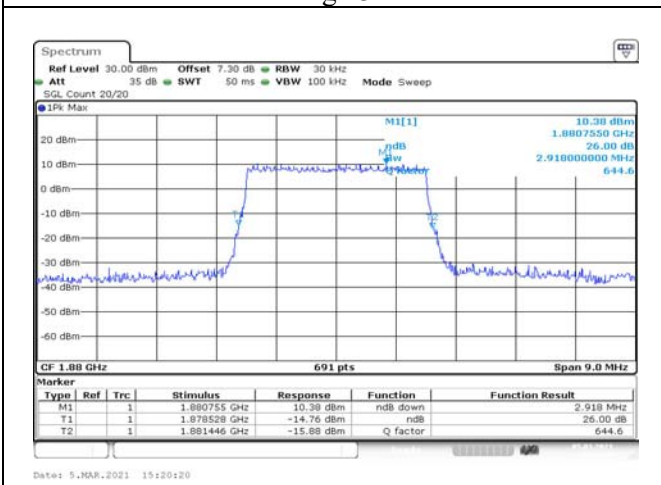


Fig.15

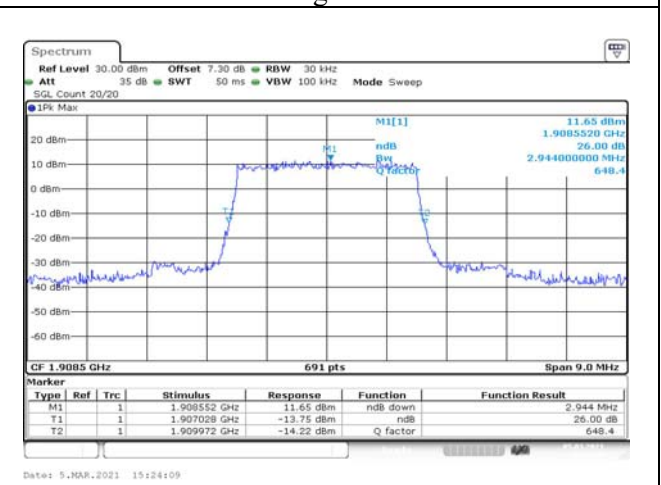


Fig.16

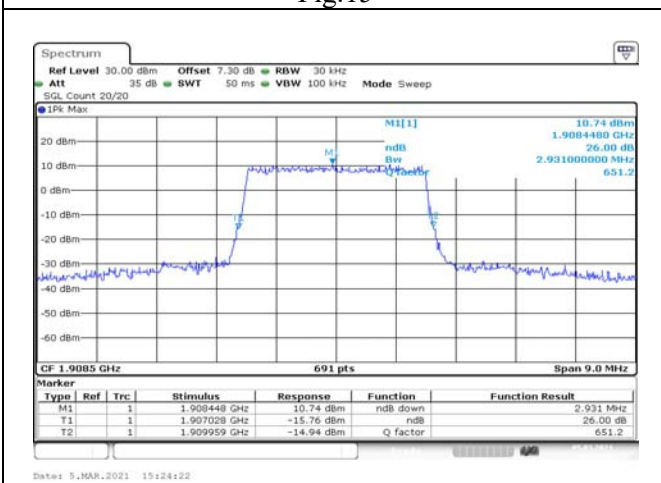


Fig.17

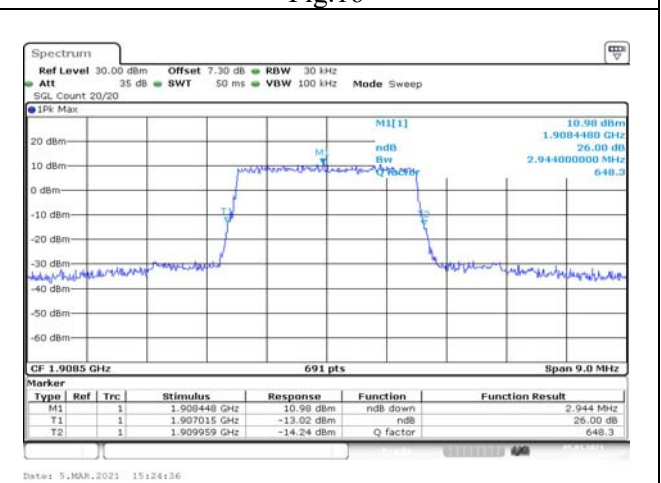


Fig.18

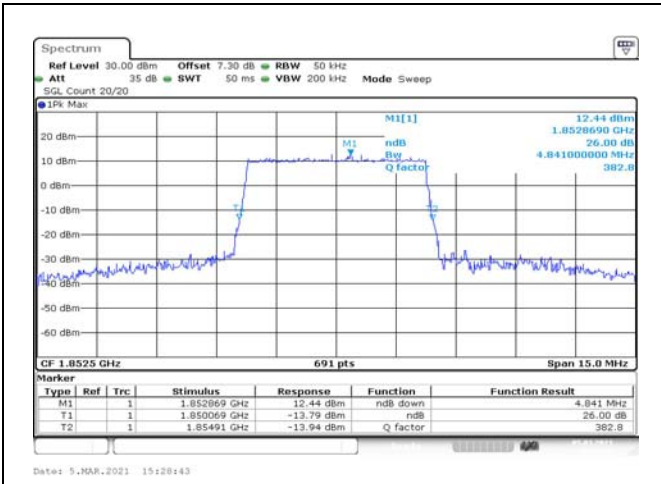


Fig.19

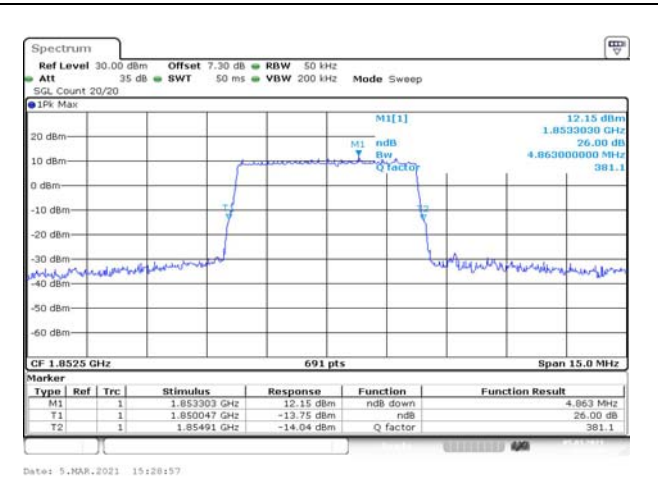


Fig.20

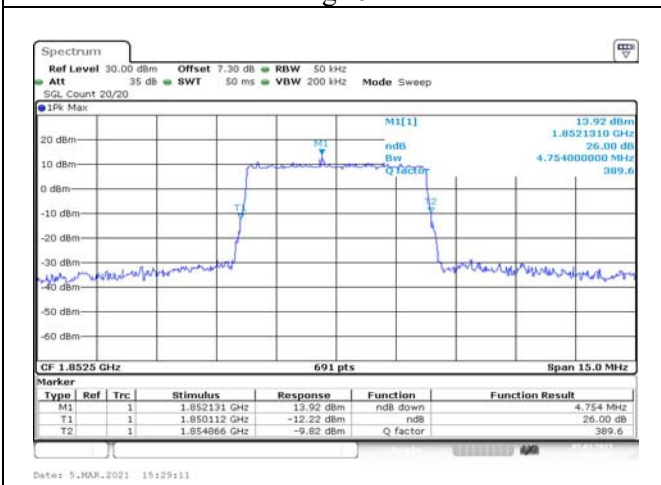


Fig.21

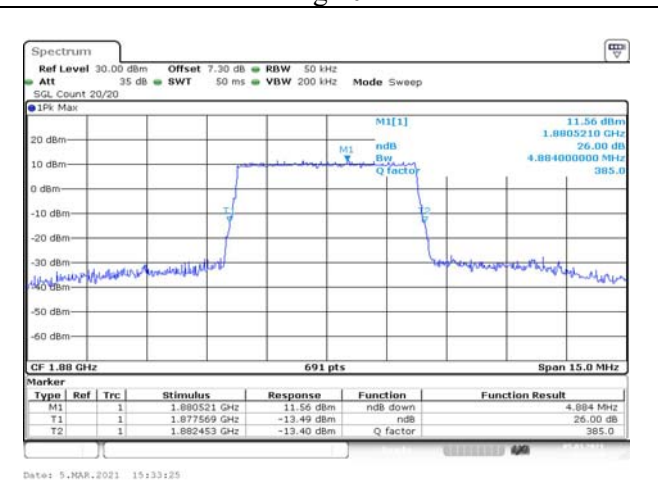


Fig.22

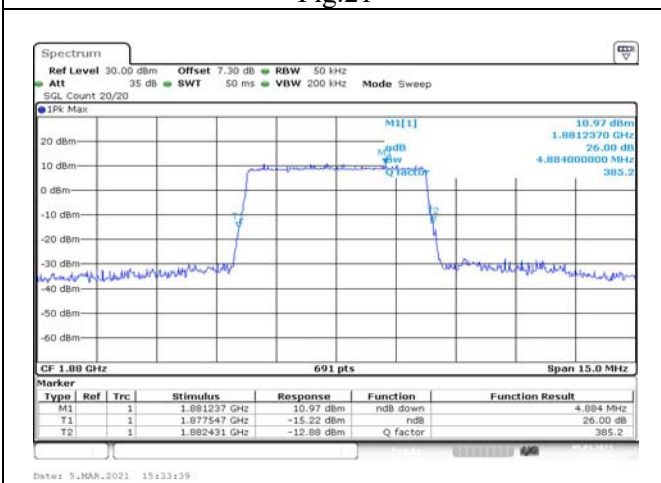


Fig.23

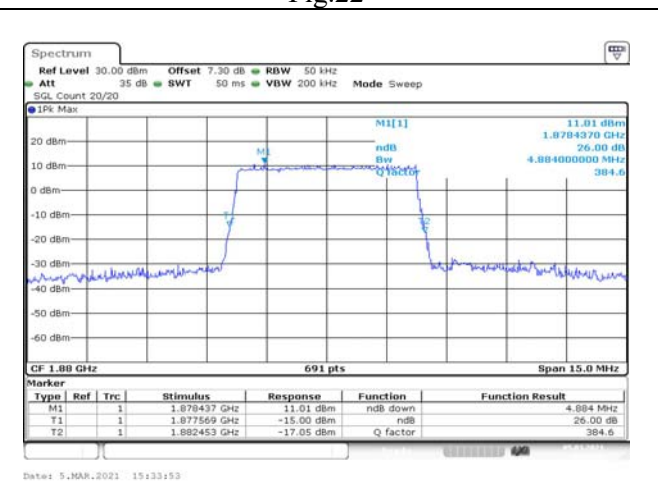


Fig.24

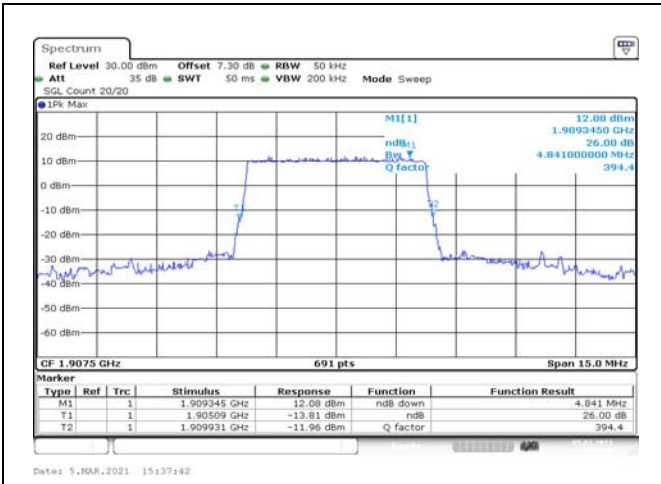


Fig.25

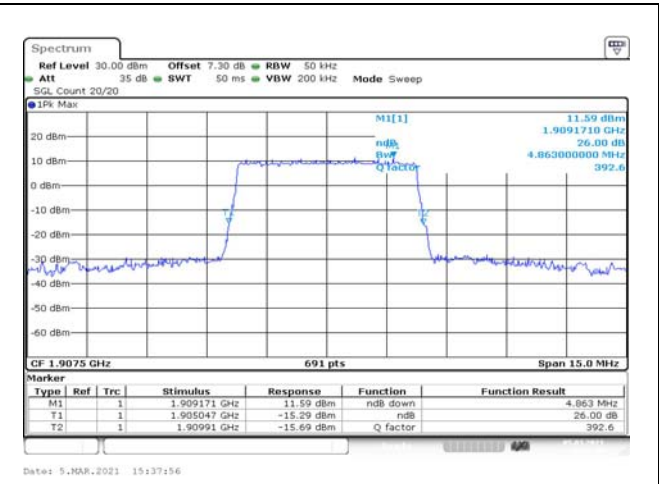


Fig.26

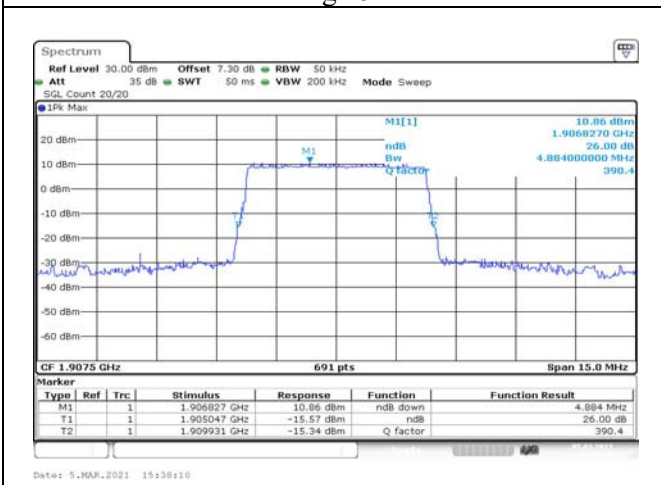


Fig.27

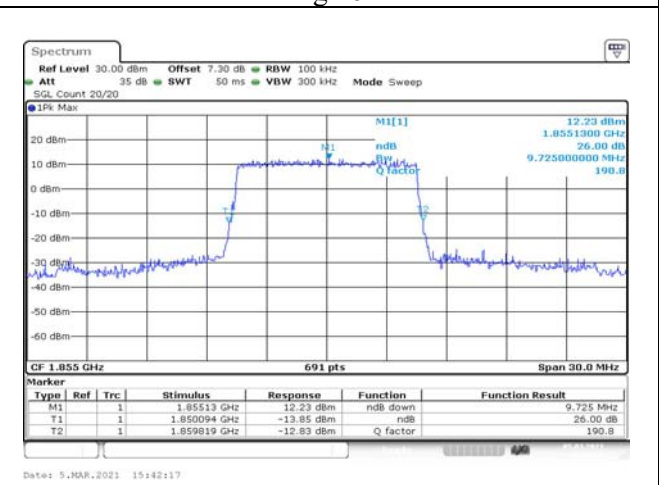


Fig.28

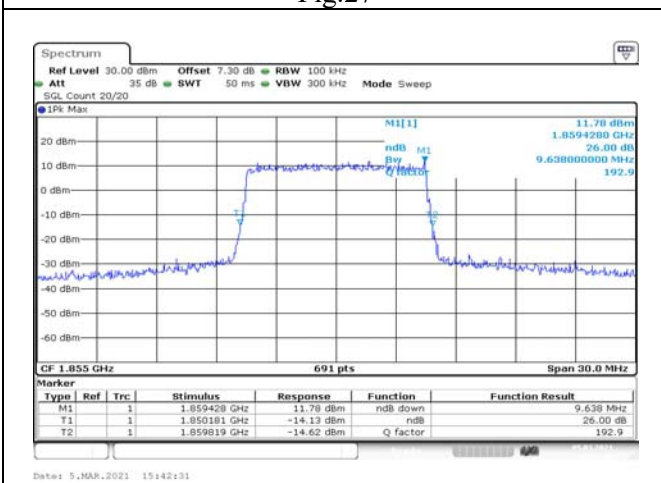


Fig.29

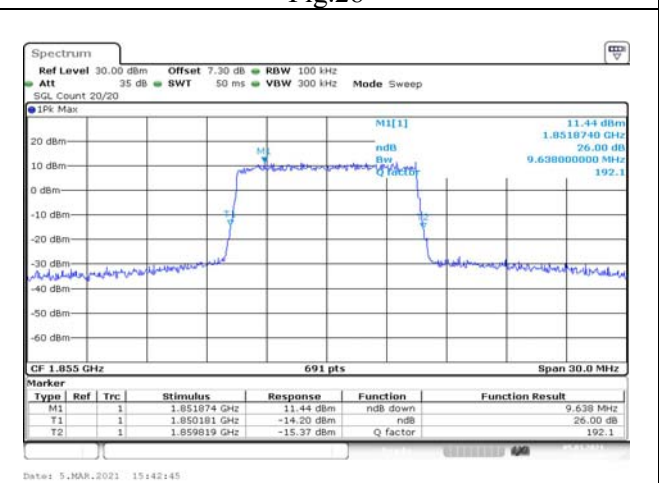


Fig.30

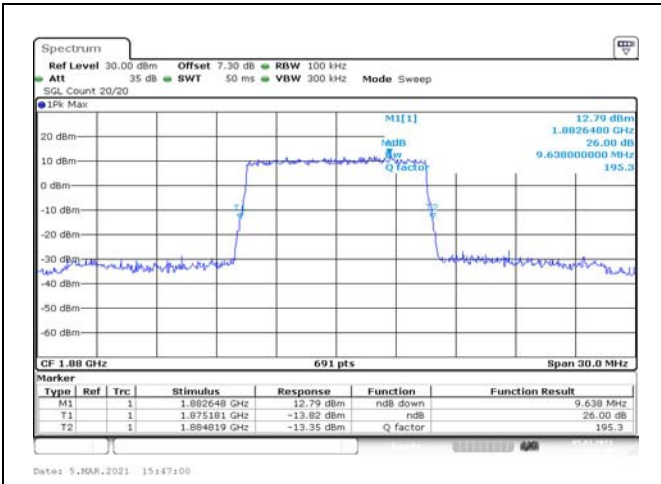


Fig.31

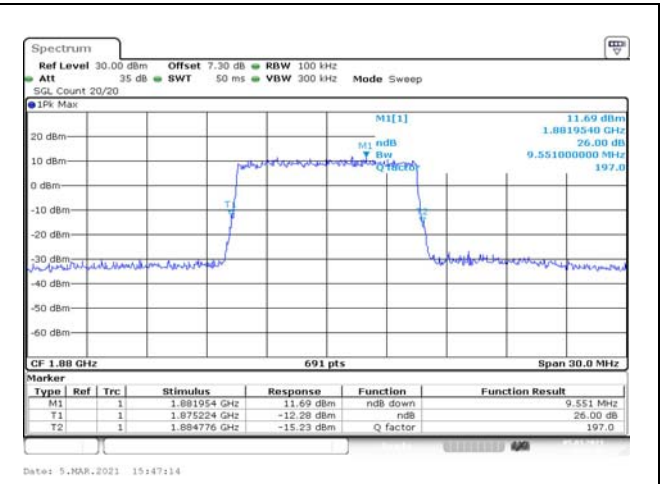


Fig.32

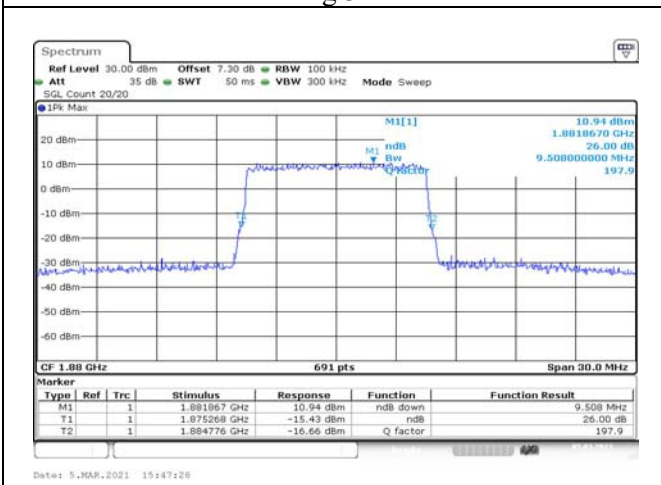


Fig.33

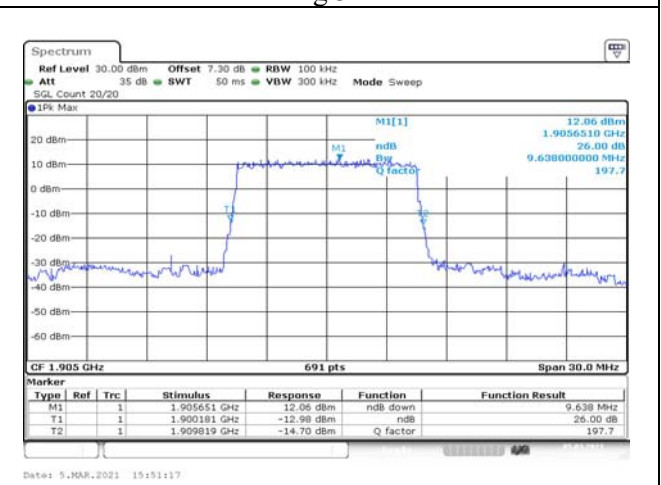


Fig.34

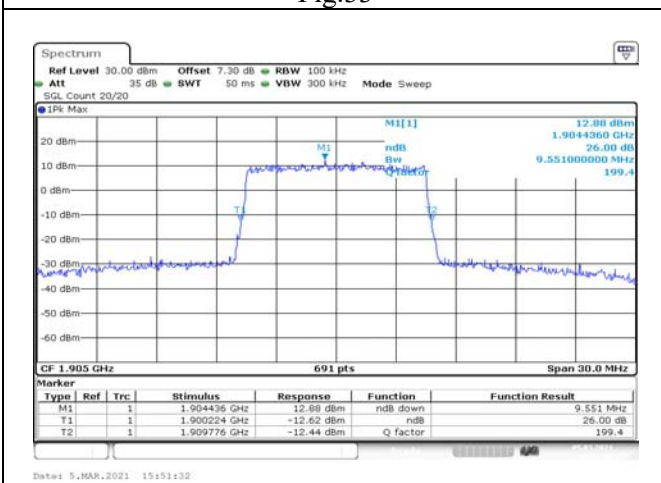


Fig.35

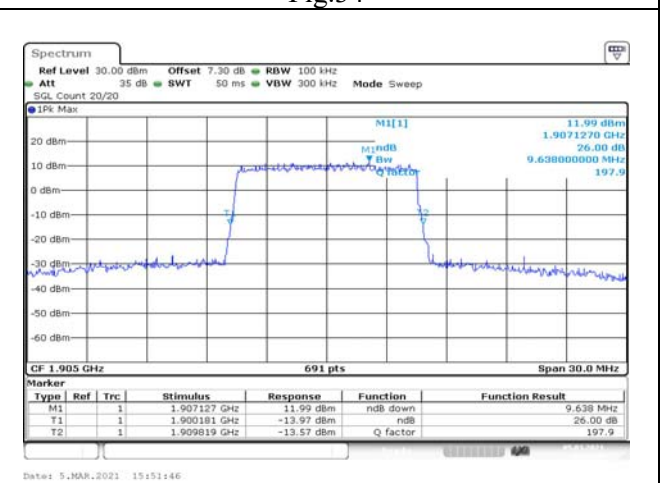


Fig.36

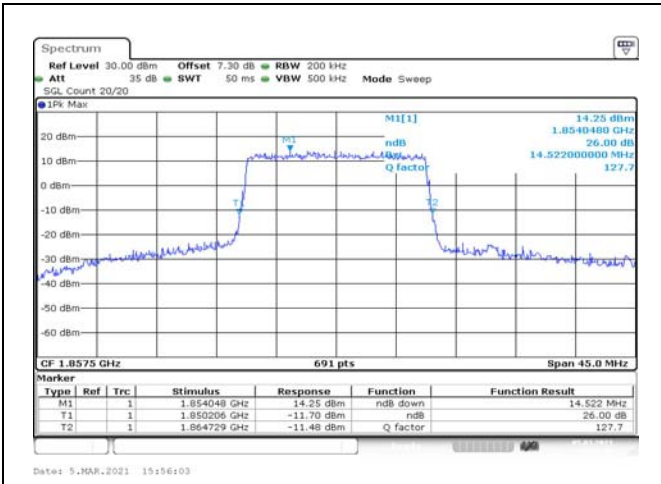


Fig.37

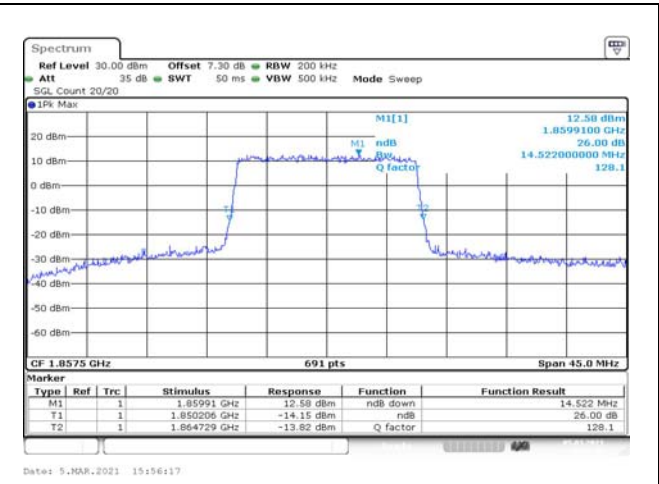


Fig.38

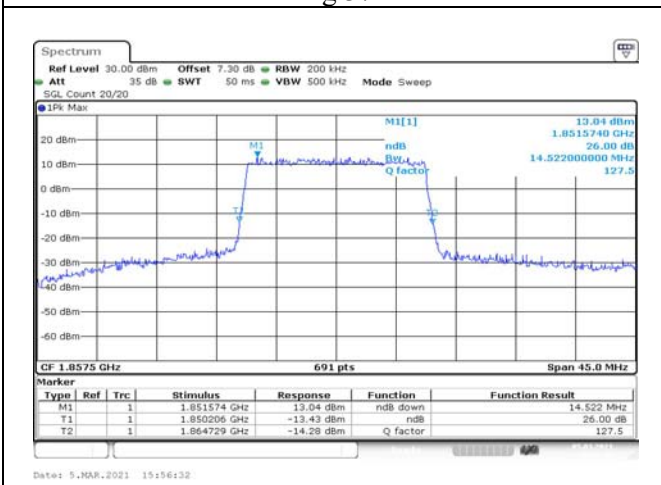


Fig.39

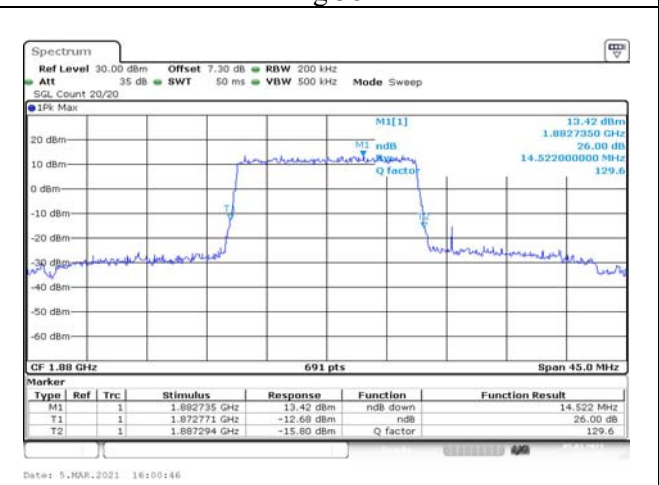


Fig.40

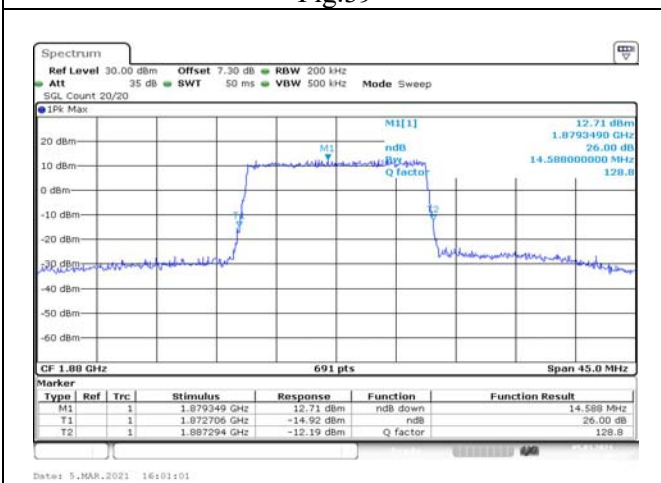


Fig.41

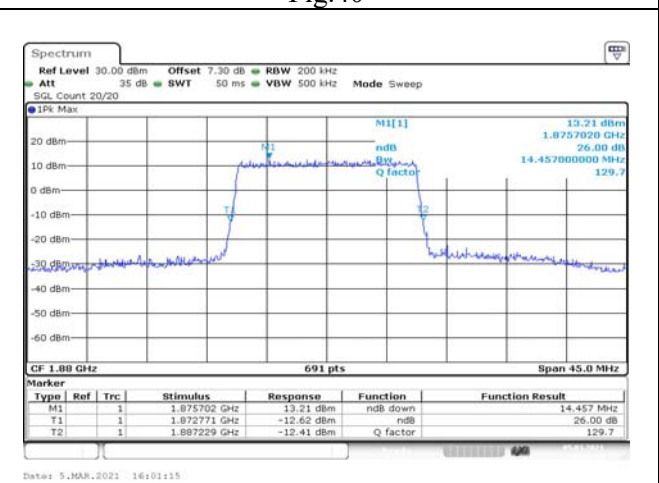


Fig.42

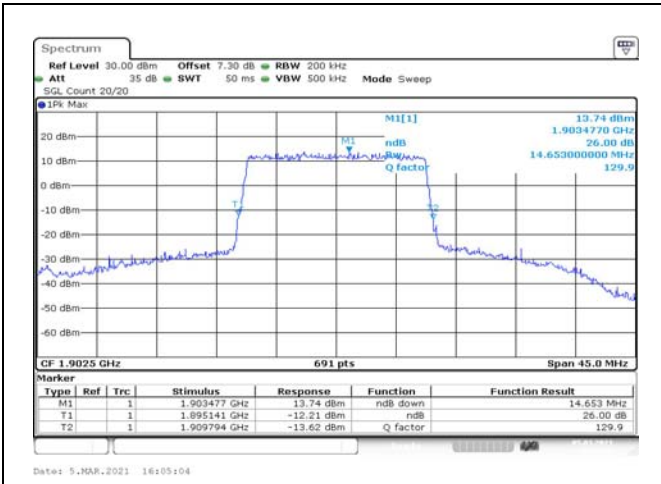


Fig.43

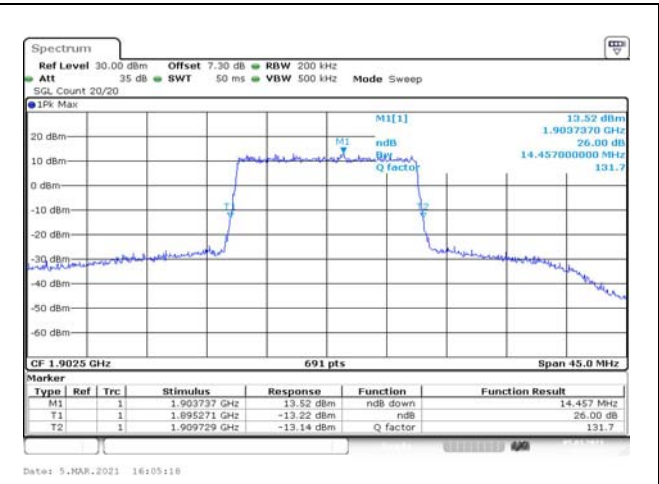


Fig.44

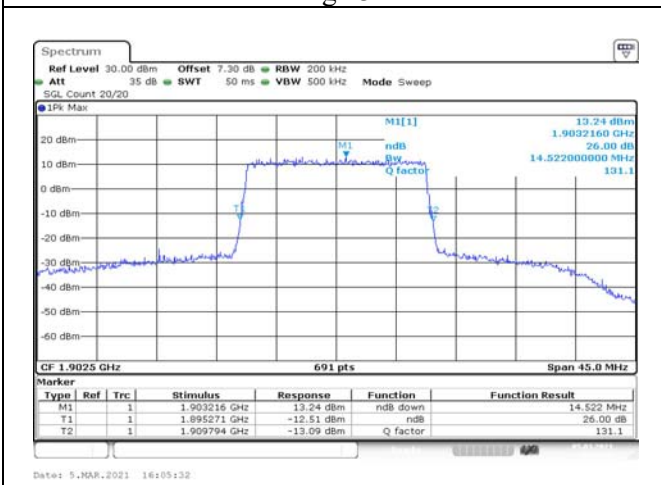


Fig.45

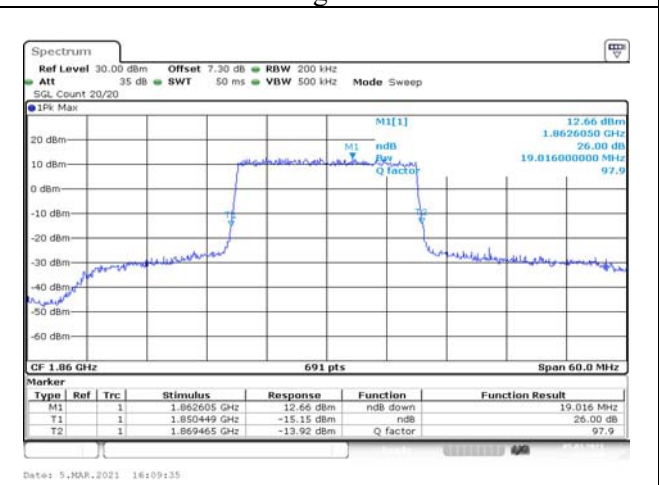


Fig.46

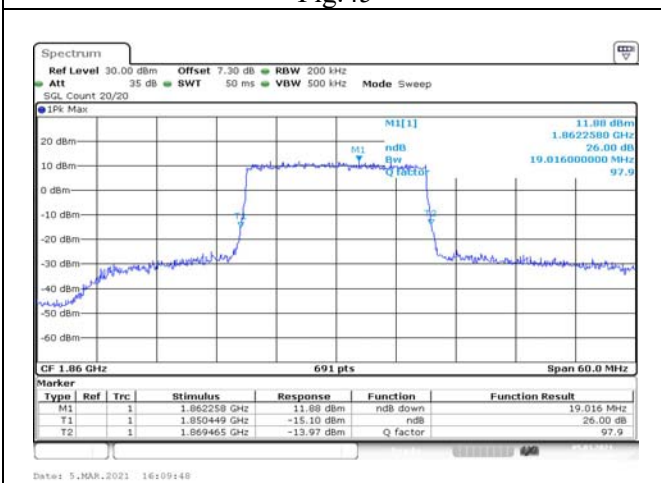


Fig.47

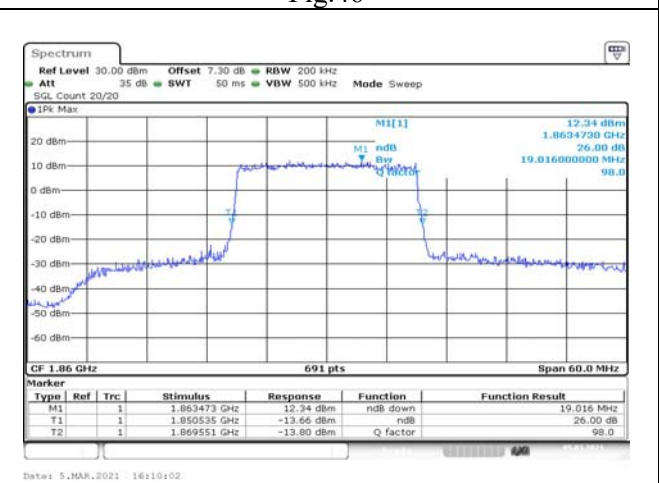


Fig.48

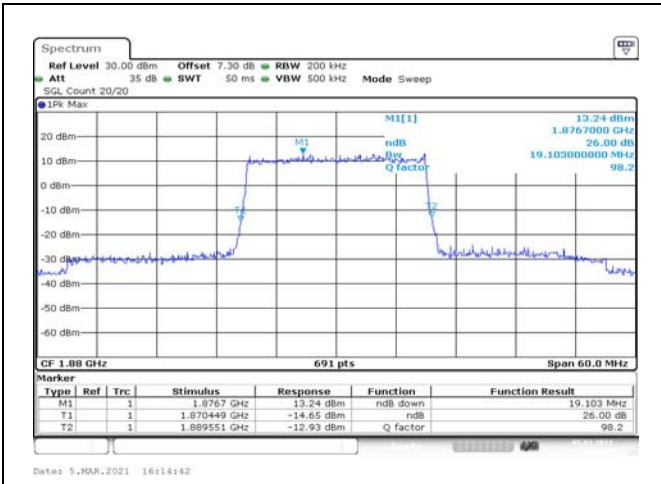


Fig.49

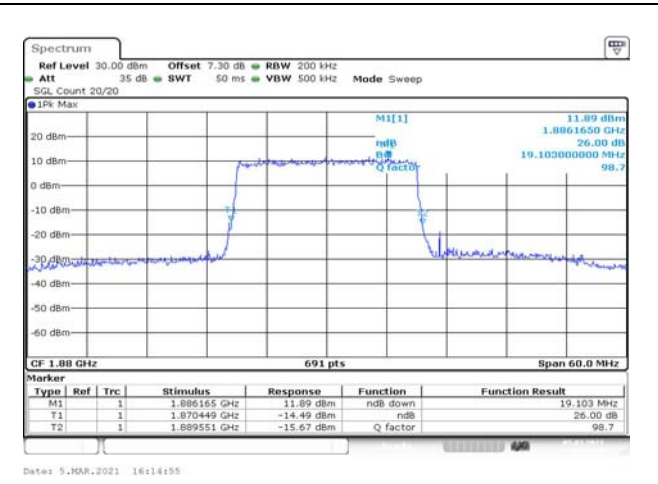


Fig.50

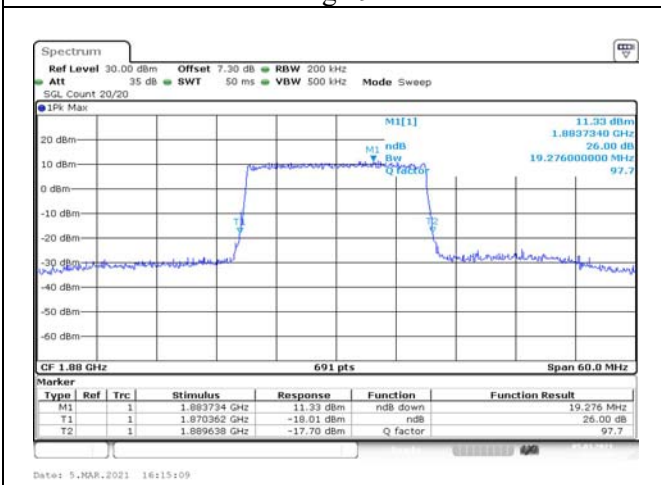


Fig.51

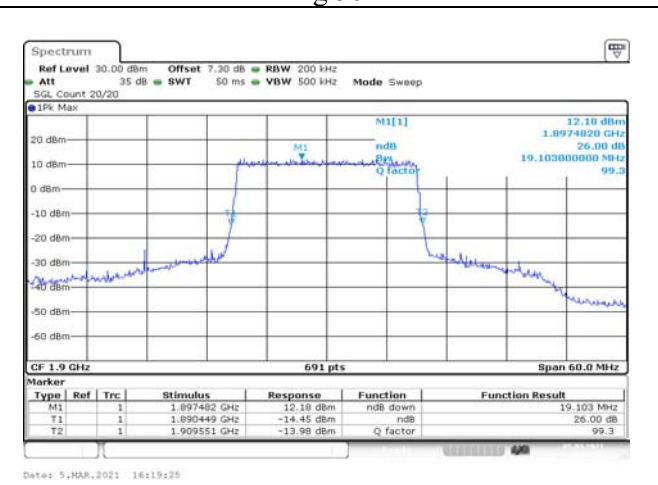


Fig.52



Fig.53

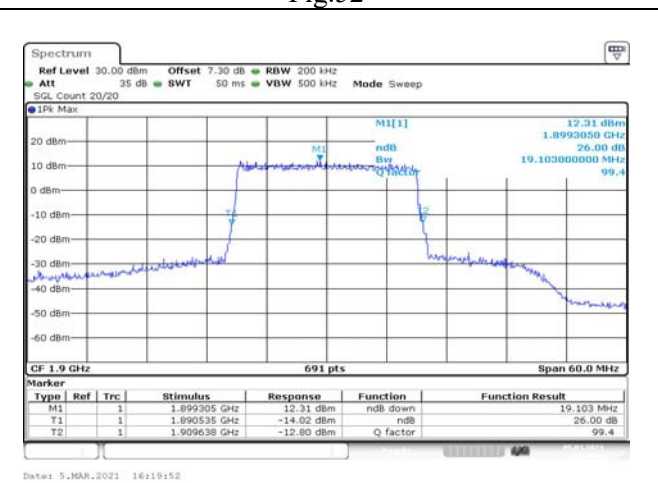


Fig.54

4 Peak-Average Ratio

Band	Carrier frequency (MHz)	Channel	BW (MHz)	RB Size	RB Offset	QPSK	16-QAM	64-QAM
2	1850.7	18607	1.4	1	5	Fig.1	Fig.2	Fig.3
	1850.7	18607		6	0	Fig.4	Fig.5	Fig.6
	1880	18900		1	5	Fig.7	Fig.8	Fig.9
	1880	18900		6	0	Fig.10	Fig.11	Fig.12
	1909.3	19193		1	5	Fig.13	Fig.14	Fig.15
	1909.3	19193		6	0	Fig.16	Fig.17	Fig.18
	1851.5	18615	3	1	14	Fig.19	Fig.20	Fig.21
	1851.5	18615		15	0	Fig.22	Fig.23	Fig.24
	1880	18900		1	14	Fig.25	Fig.26	Fig.27
	1880	18900		15	0	Fig.28	Fig.29	Fig.30
	1908.5	19185		1	14	Fig.31	Fig.32	Fig.33
	1908.5	19185		15	0	Fig.34	Fig.35	Fig.36
	1852.5	18625	5	1	24	Fig.37	Fig.38	Fig.39
	1852.5	18625		25	0	Fig.40	Fig.41	Fig.42
	1880	18900		1	24	Fig.43	Fig.44	Fig.45
	1880	18900		25	0	Fig.46	Fig.47	Fig.48
	1907.5	19175		1	24	Fig.49	Fig.50	Fig.51
	1907.5	19175		25	0	Fig.52	Fig.53	Fig.54
	1855	18650	10	1	49	Fig.55	Fig.56	Fig.57
	1855	18650		50	0	Fig.58	Fig.59	Fig.60
	1880	18900		1	49	Fig.61	Fig.62	Fig.63
	1880	18900		50	0	Fig.64	Fig.65	Fig.66
	1905	19150		1	49	Fig.67	Fig.68	Fig.69
	1905	19150		50	0	Fig.70	Fig.71	Fig.72
	1857.5	18675	15	1	74	Fig.73	Fig.74	Fig.75
	1857.5	18675		75	0	Fig.76	Fig.77	Fig.78
	1880	18900		1	74	Fig.79	Fig.80	Fig.81
	1880	18900		75	0	Fig.82	Fig.83	Fig.84
	1902.5	19125		1	74	Fig.85	Fig.86	Fig.87
	1902.5	19125		75	0	Fig.88	Fig.89	Fig.90
1860	18700	20	1	99	Fig.91	Fig.92	Fig.93	
1860	18700		100	0	Fig.94	Fig.95	Fig.96	
1880	18900		1	99	Fig.97	Fig.98	Fig.99	
1880	18900		100	0	Fig.100	Fig.101	Fig.102	
1900	19100		1	99	Fig.103	Fig.104	Fig.105	
1900	19100		100	0	Fig.106	Fig.107	Fig.108	

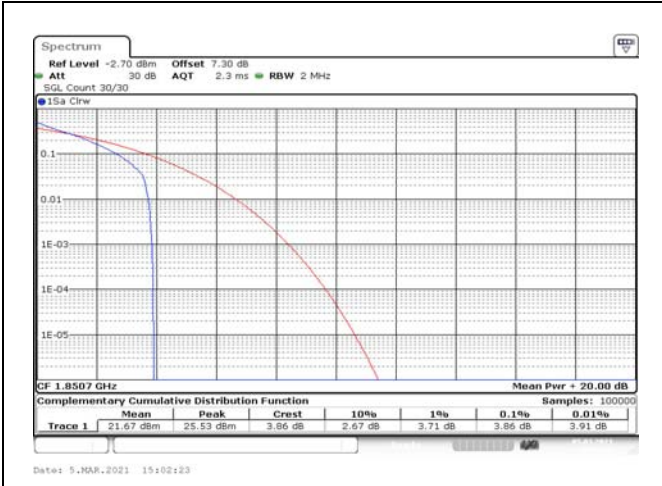


Fig.1

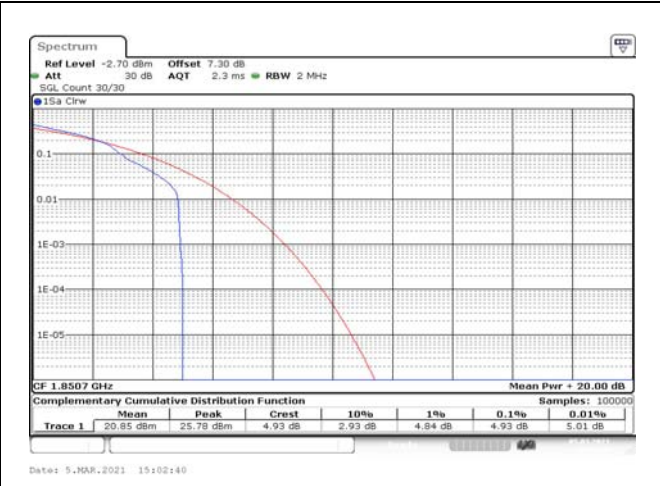


Fig.2

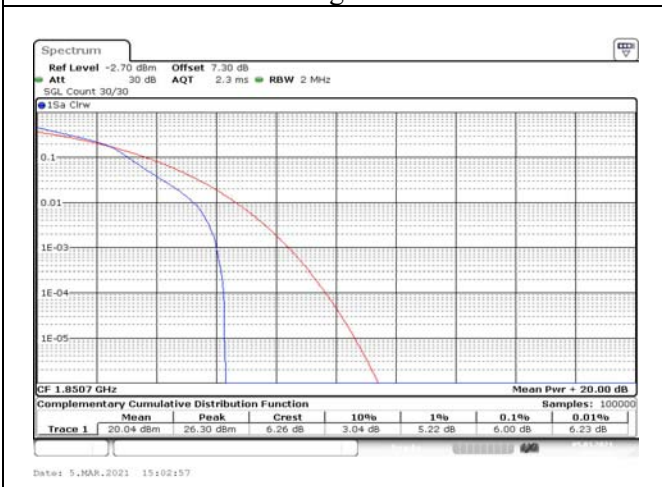


Fig.3

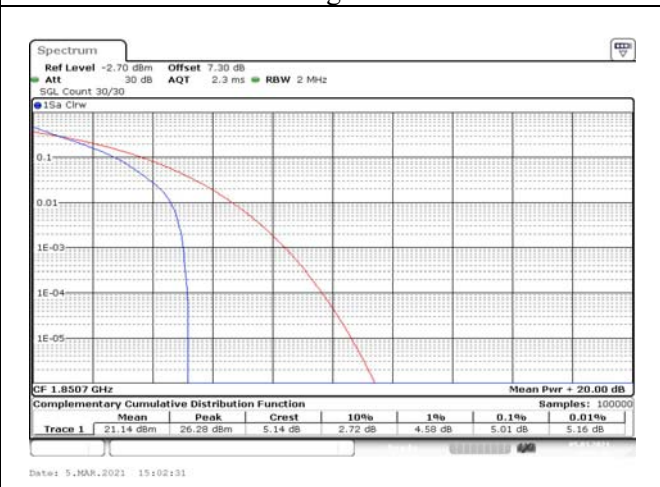


Fig.4

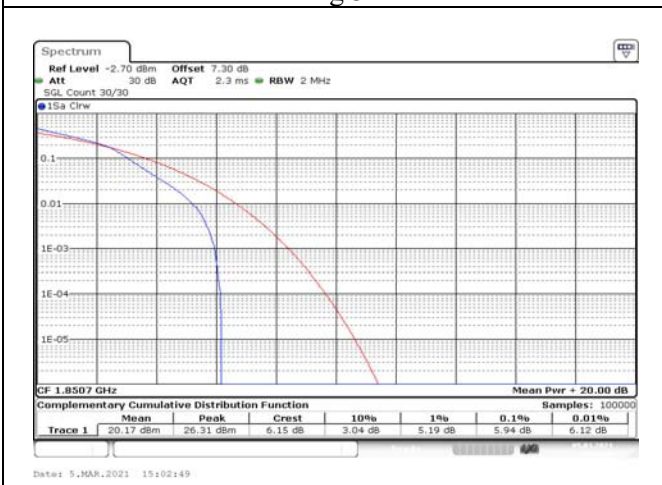


Fig.5

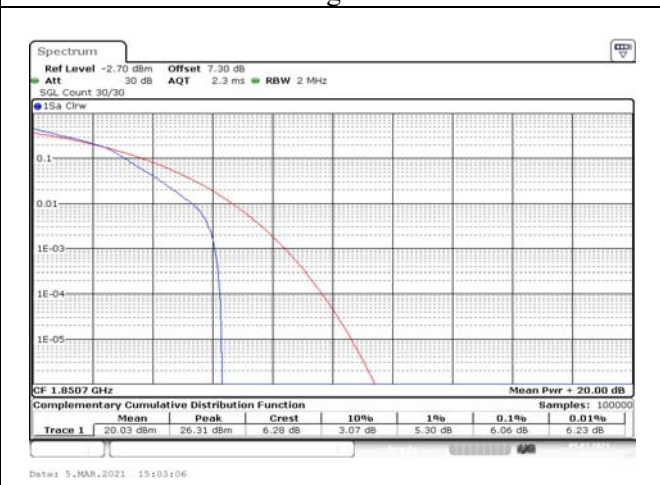


Fig.6

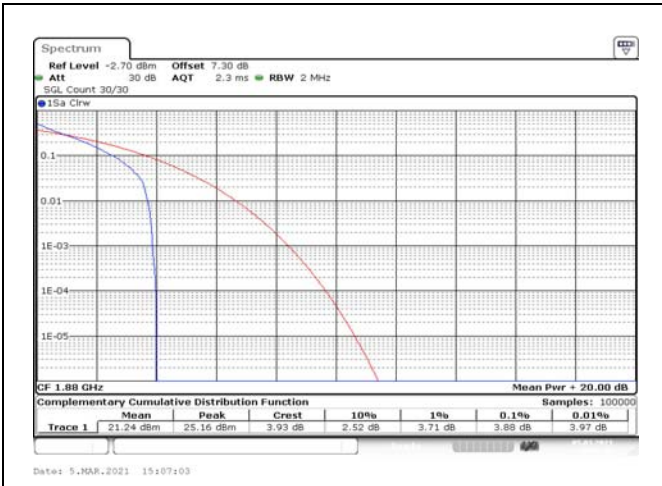


Fig.7

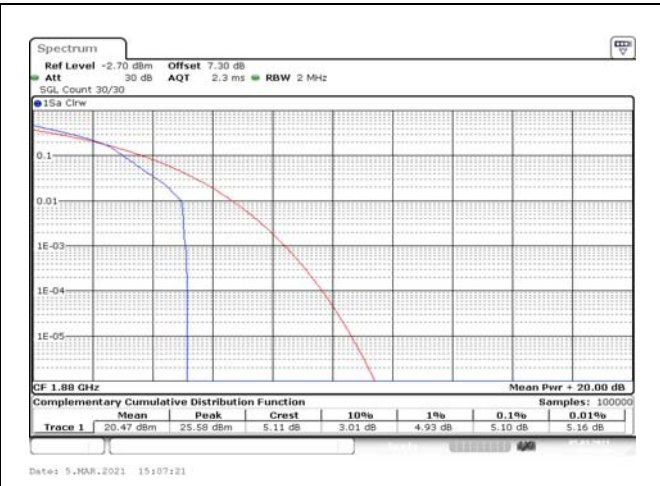


Fig.8

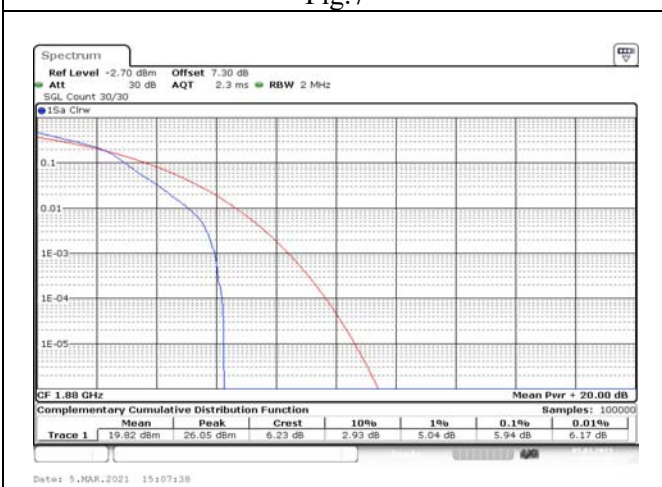


Fig.9

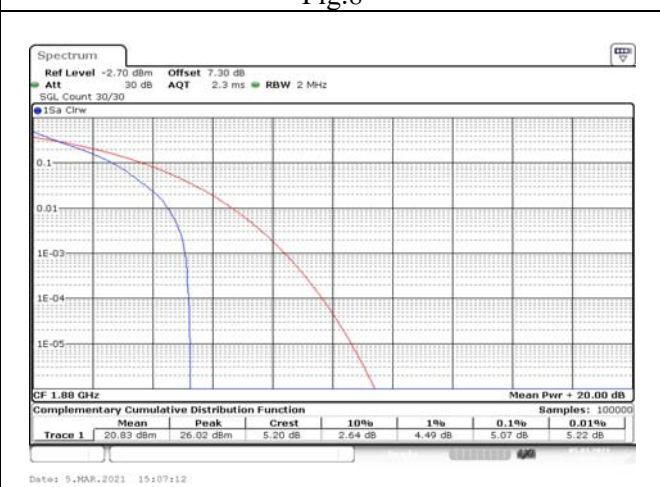


Fig.10

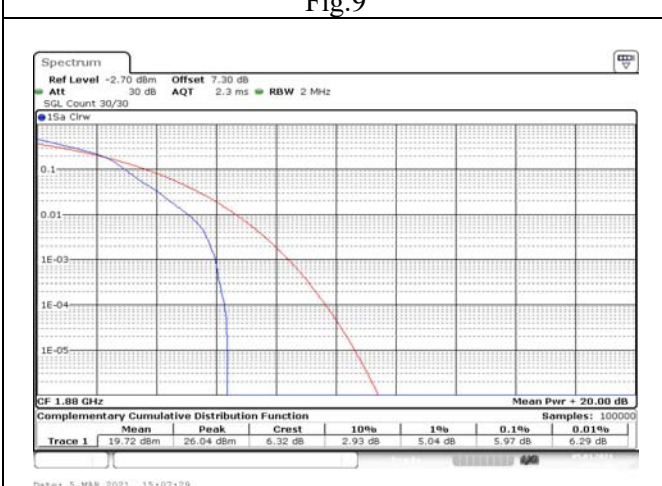


Fig.11

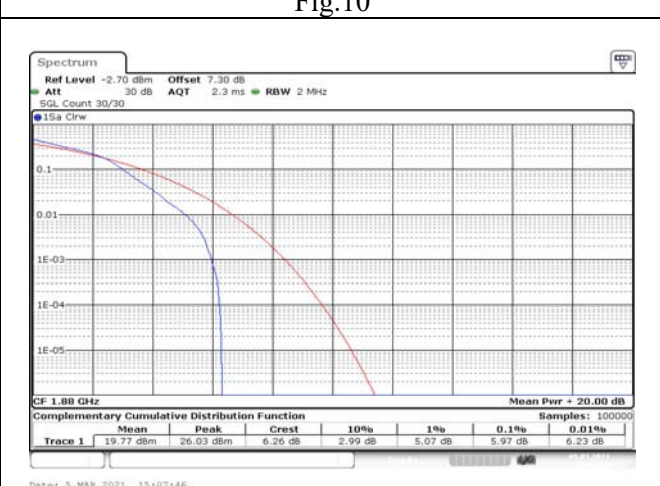


Fig.12

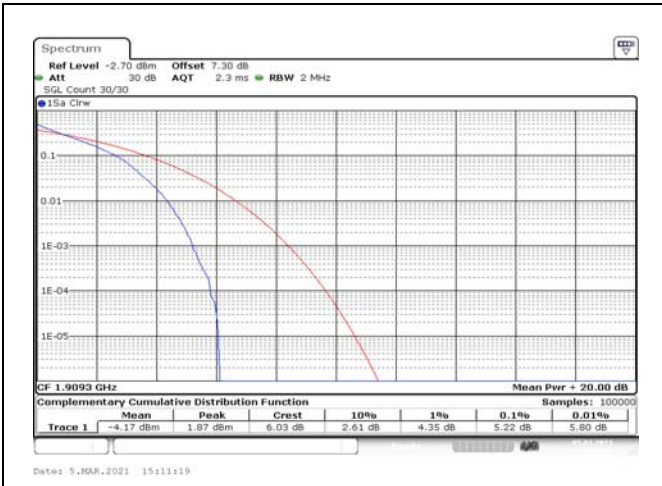


Fig.13

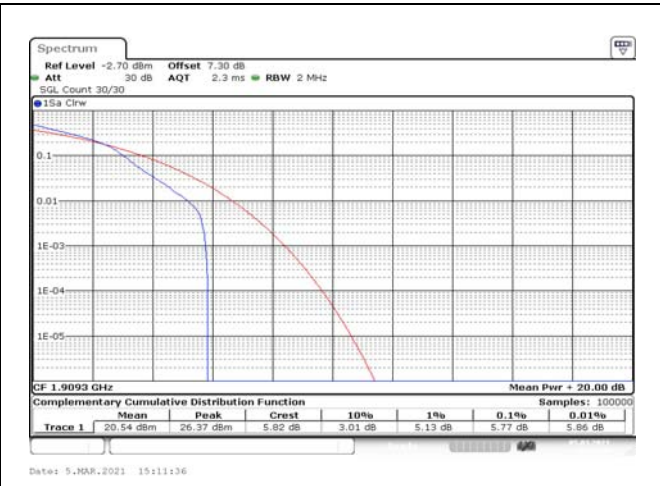


Fig.14

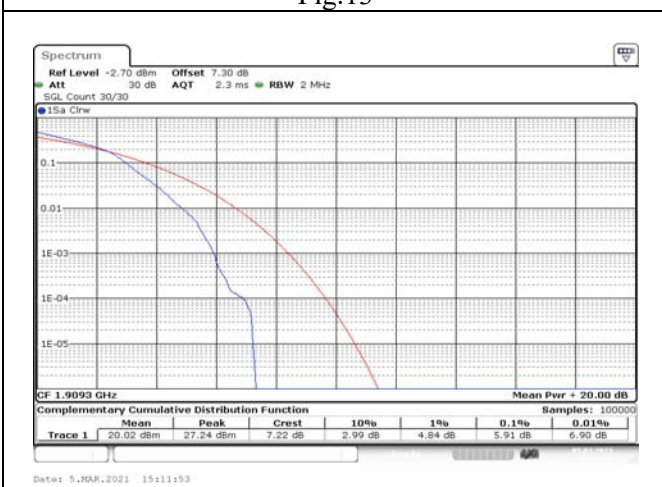


Fig.15

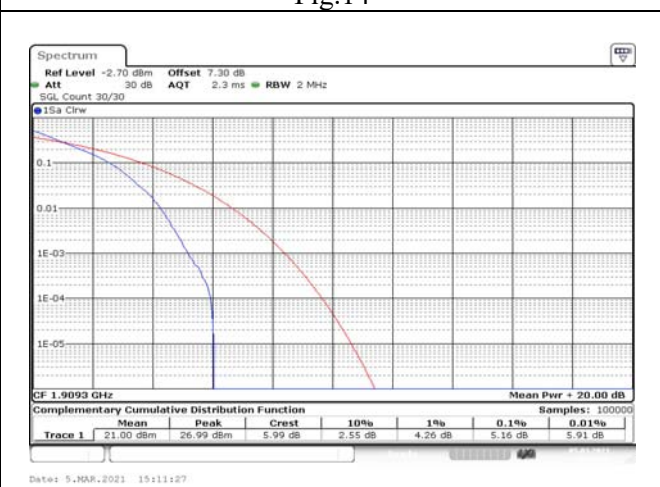


Fig.16

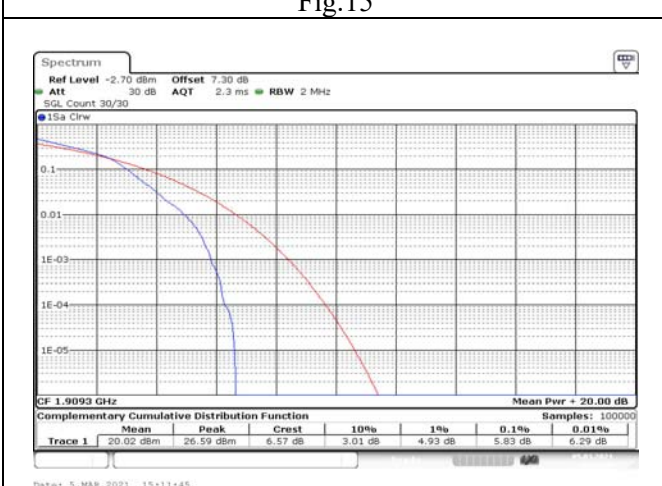


Fig.17

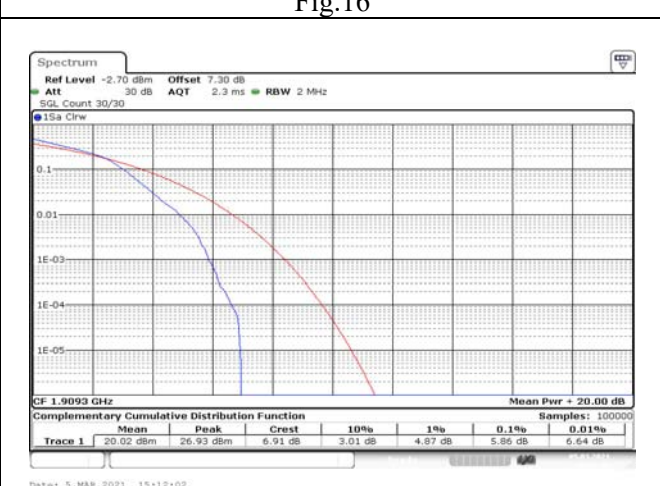


Fig.18

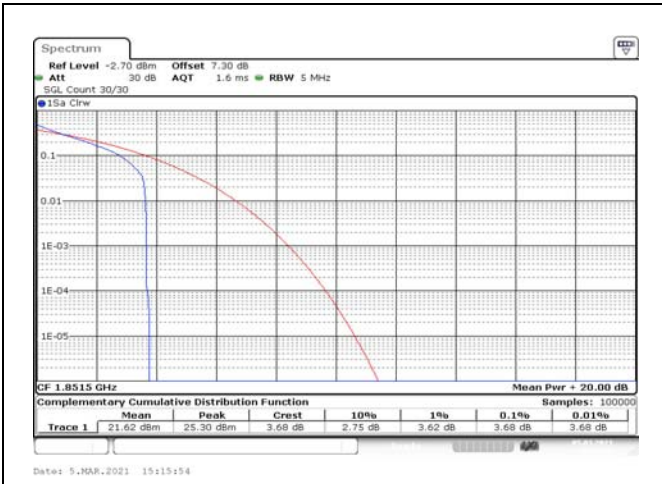


Fig.19

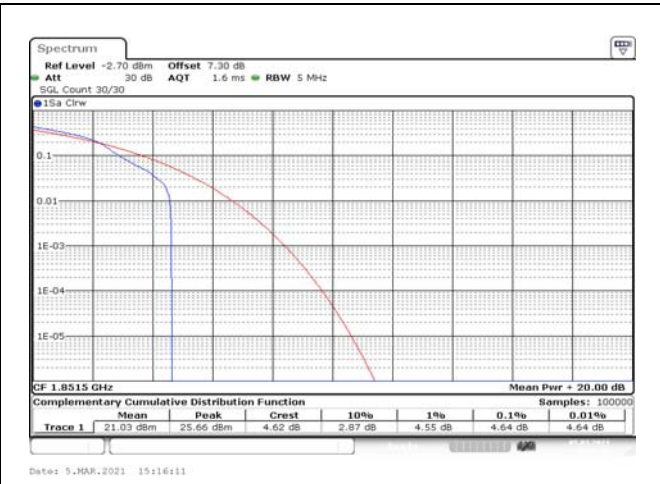


Fig.20

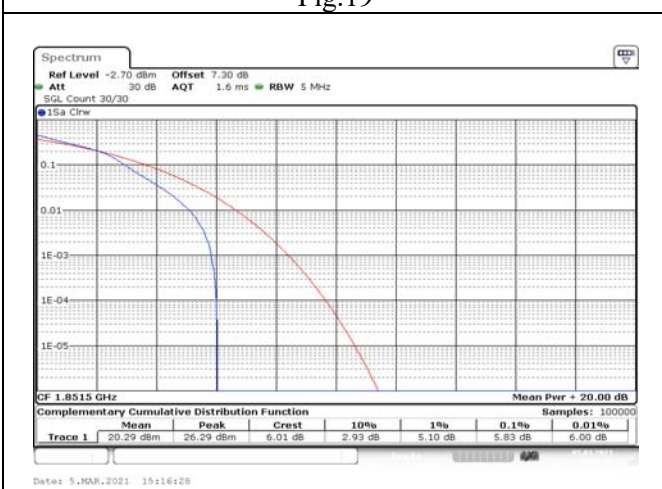


Fig.21

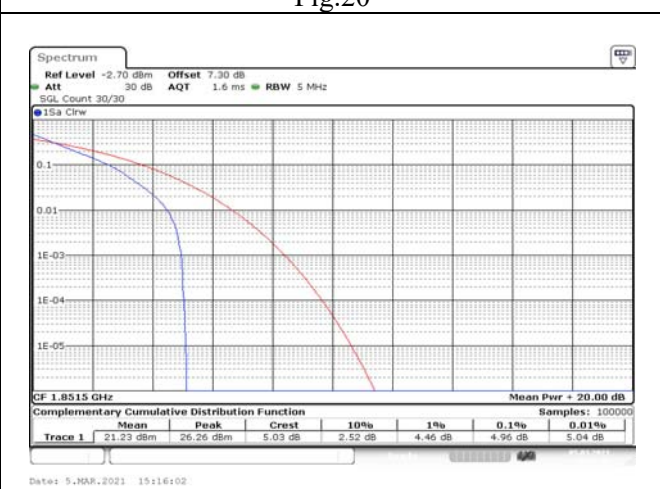


Fig.22

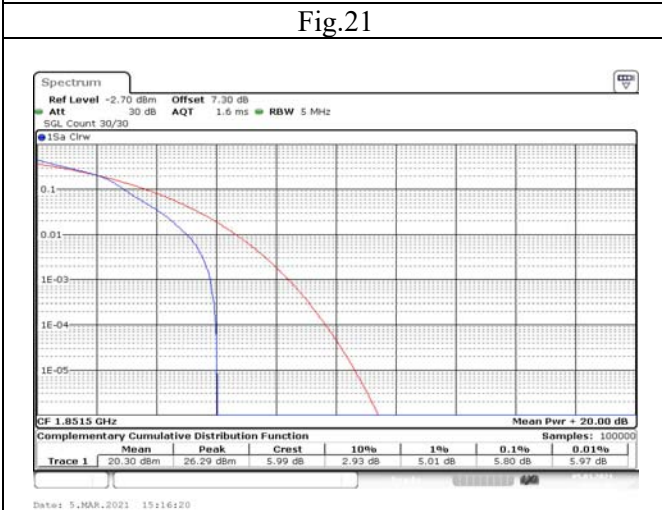


Fig.23

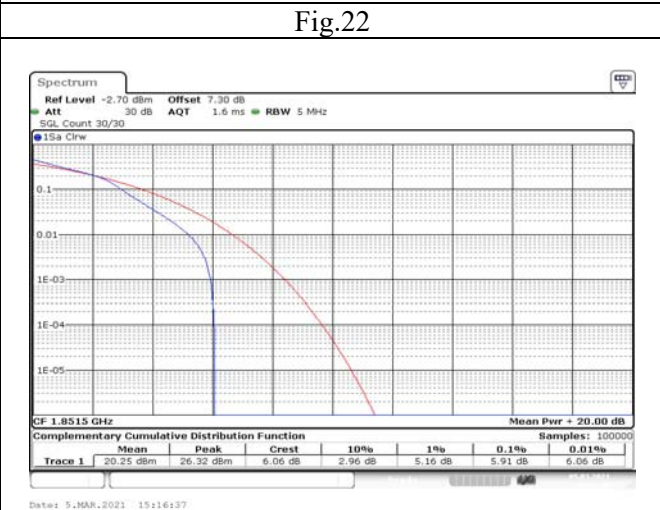


Fig.24

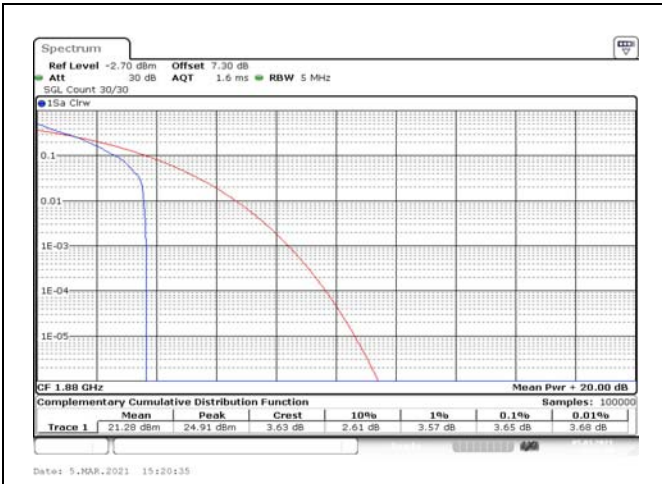


Fig.25

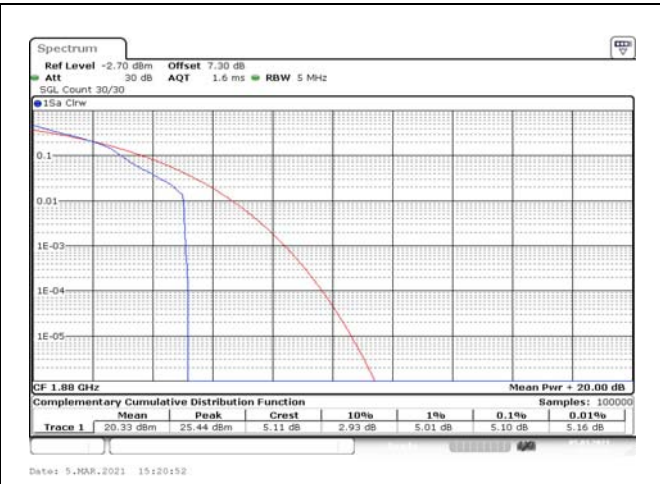


Fig.26

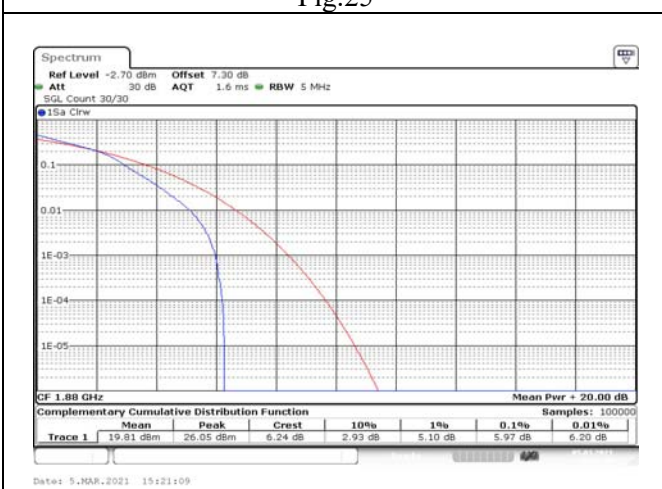


Fig.27

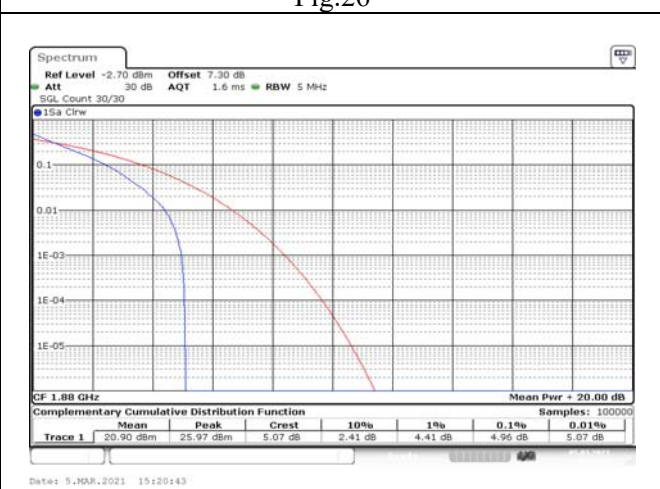


Fig.28

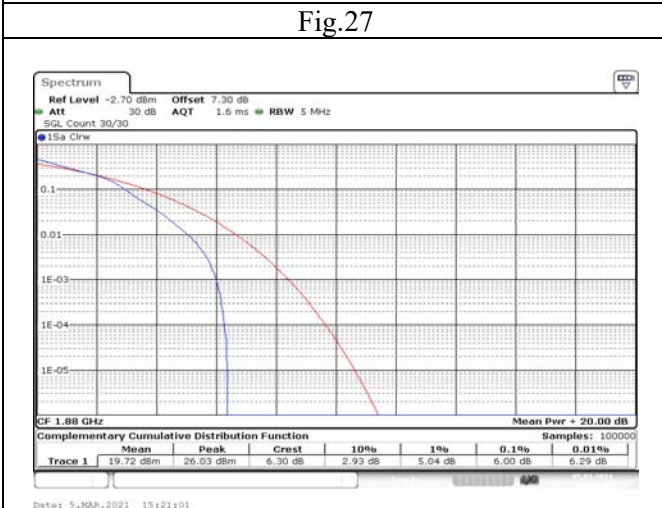


Fig.29



Fig.30

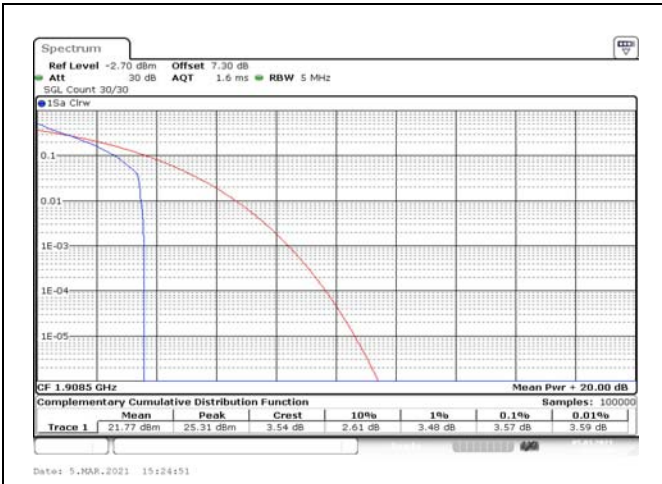


Fig.31

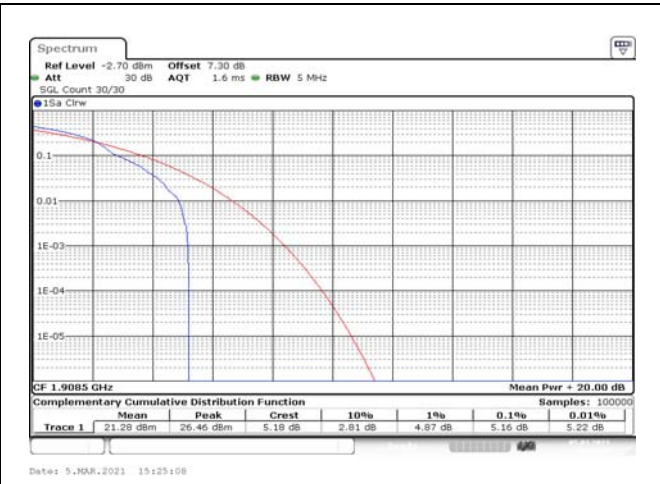


Fig.32

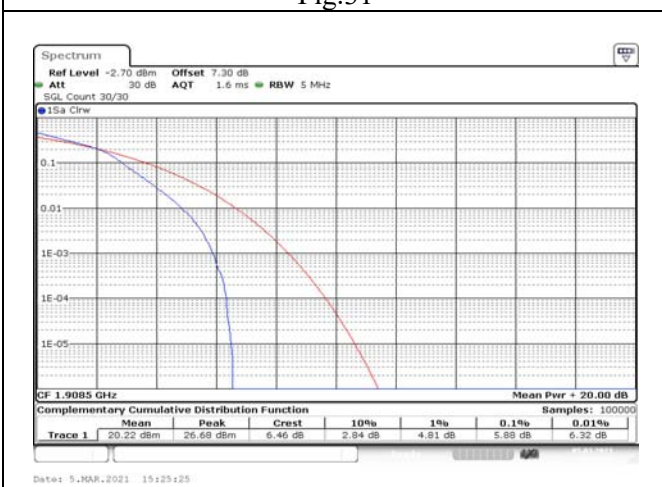


Fig.33

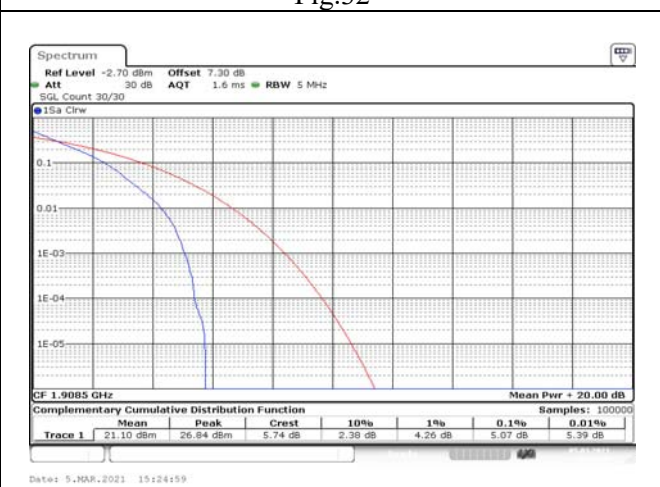


Fig.34

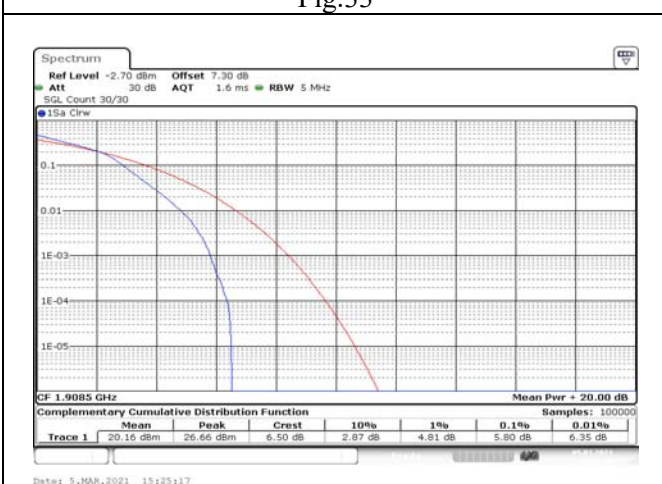


Fig.35

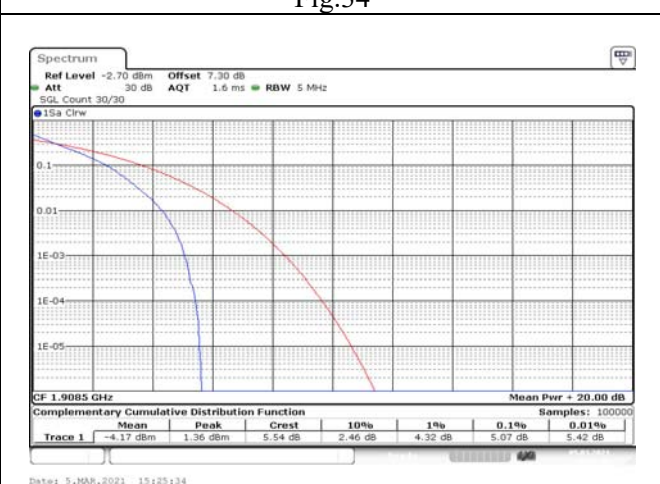


Fig.36

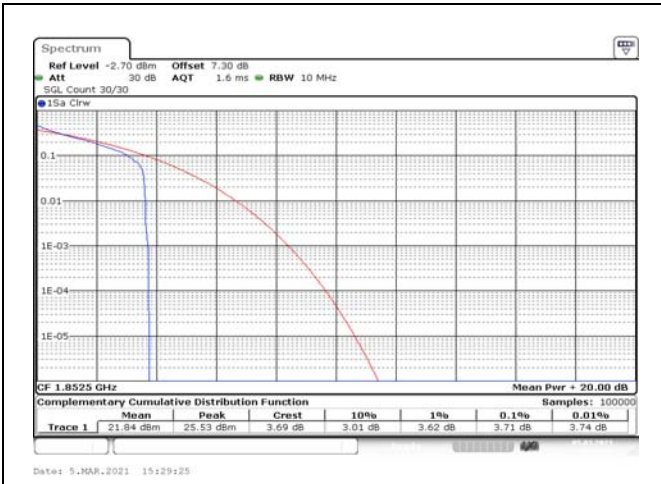


Fig.37

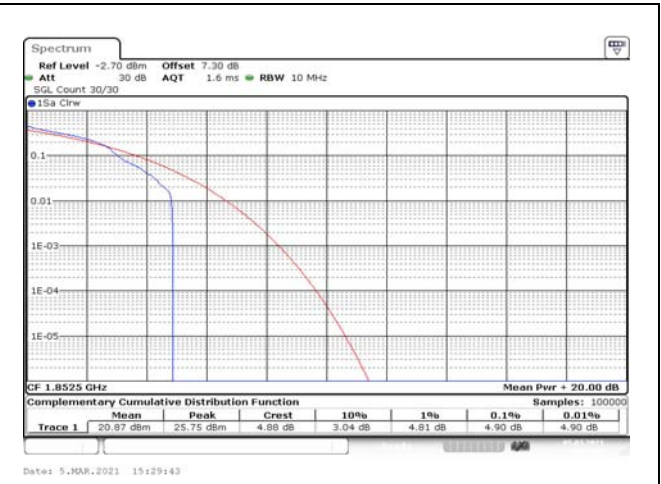


Fig.38

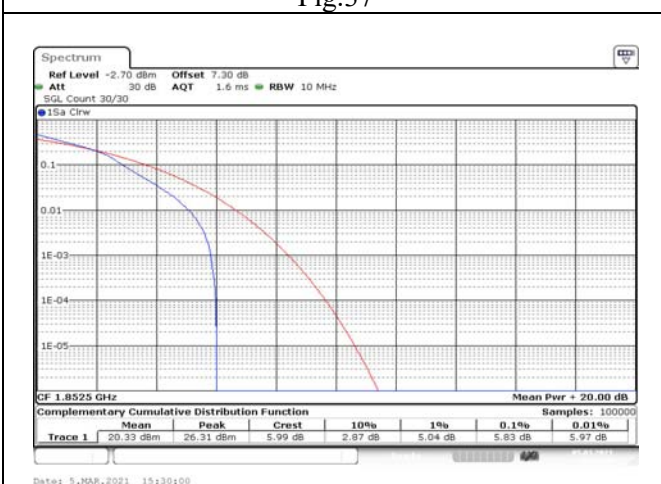


Fig.39

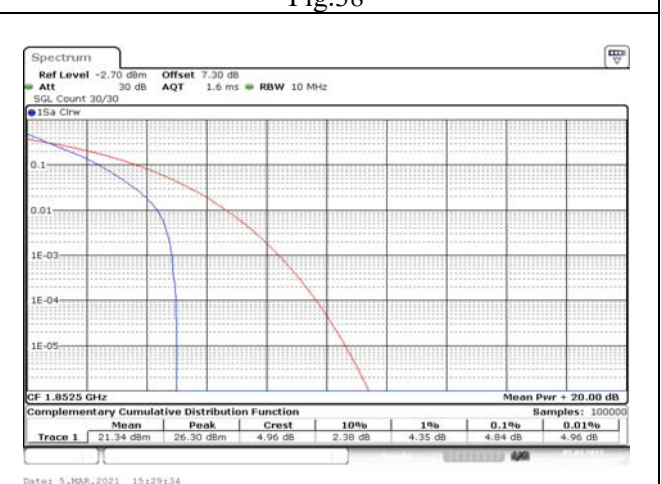


Fig.40

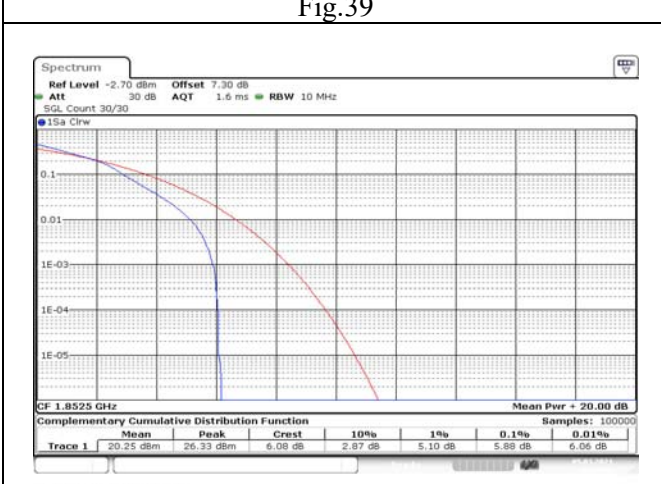


Fig.41

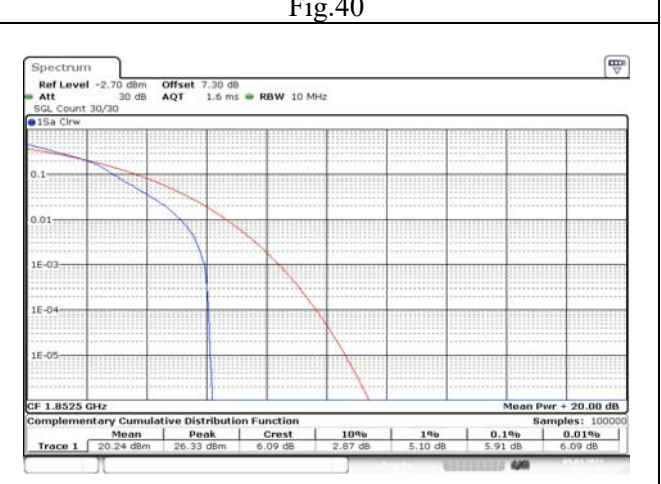


Fig.42

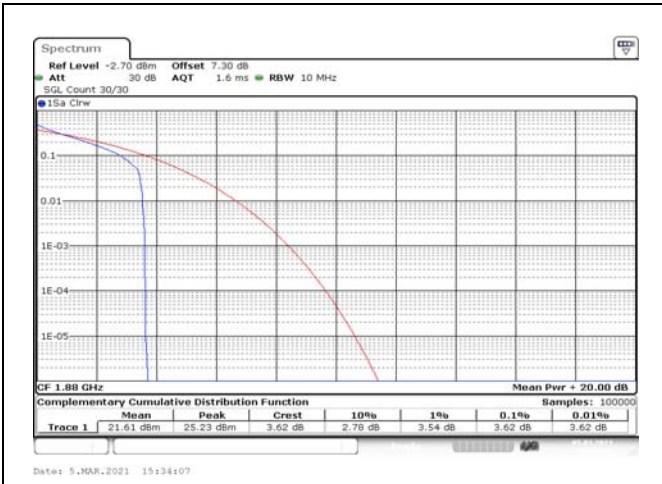


Fig.43

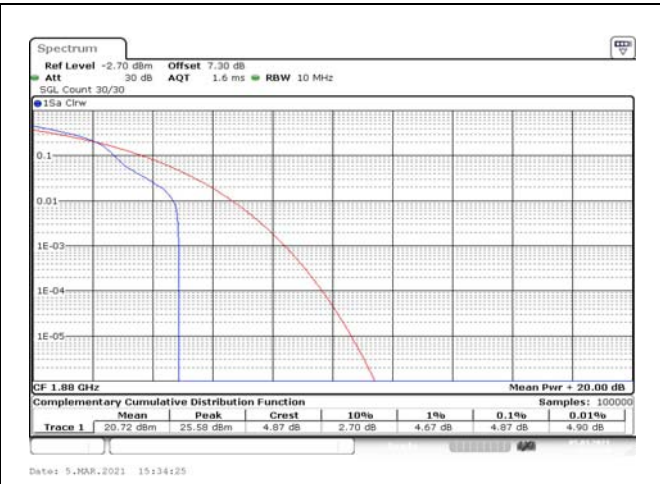


Fig.44

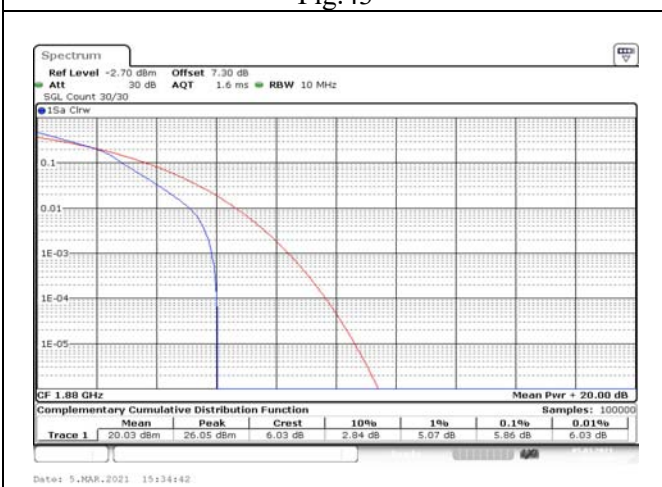


Fig.45

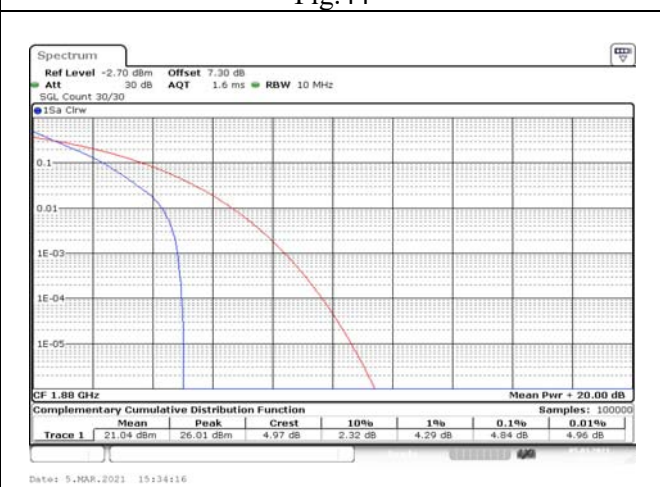


Fig.46

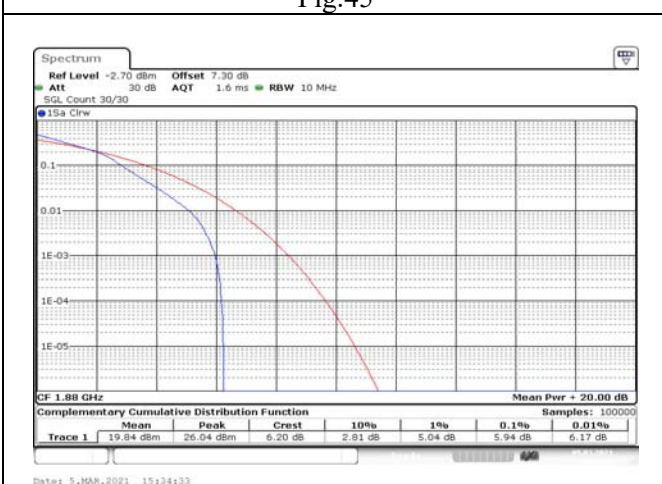


Fig.47

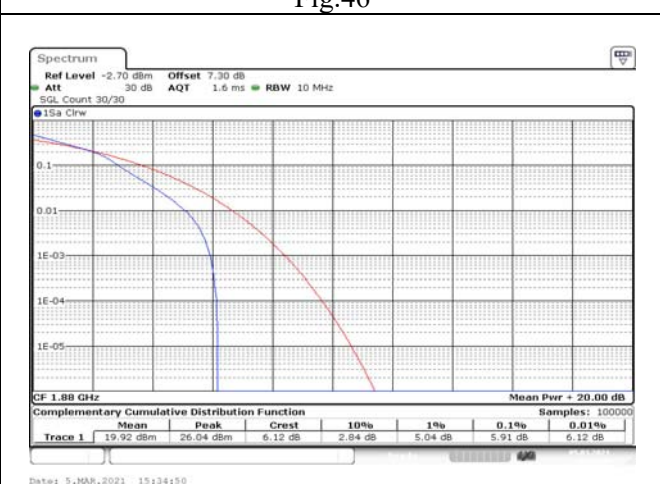


Fig.48

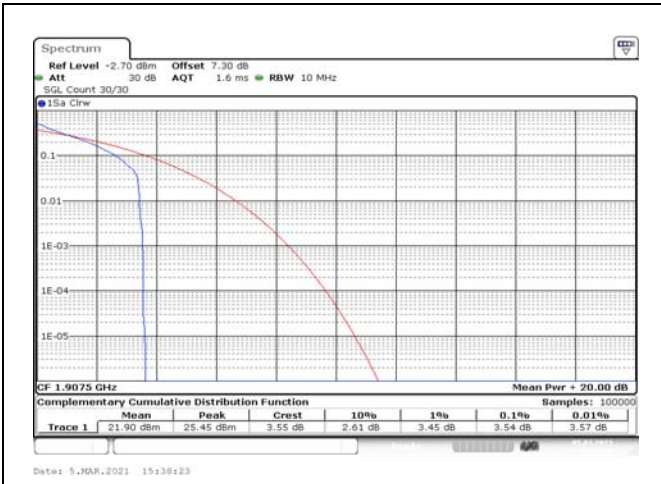


Fig.49

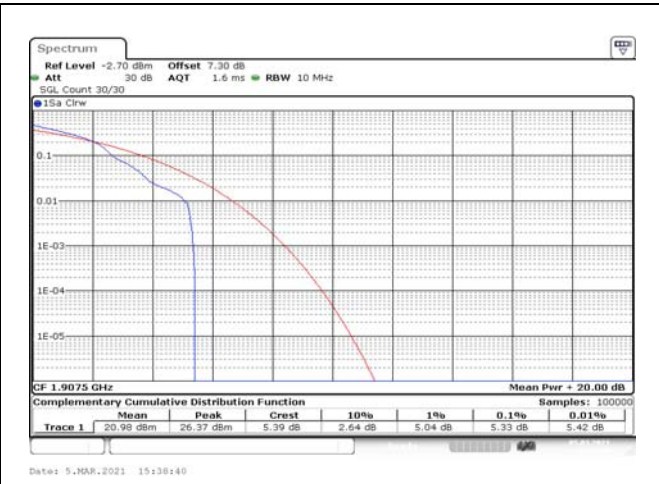


Fig.50

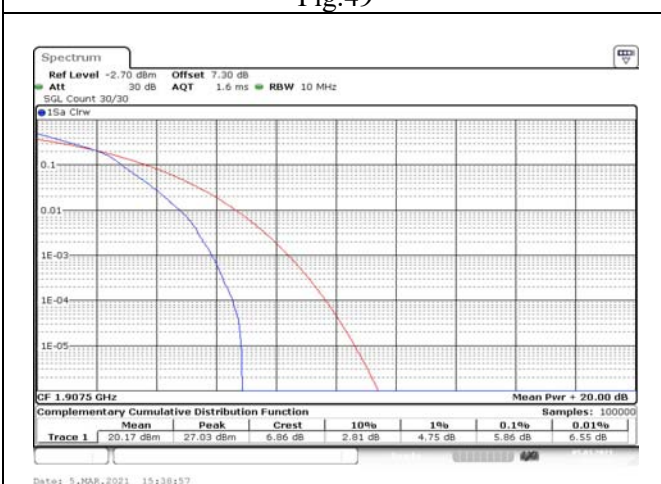


Fig.51

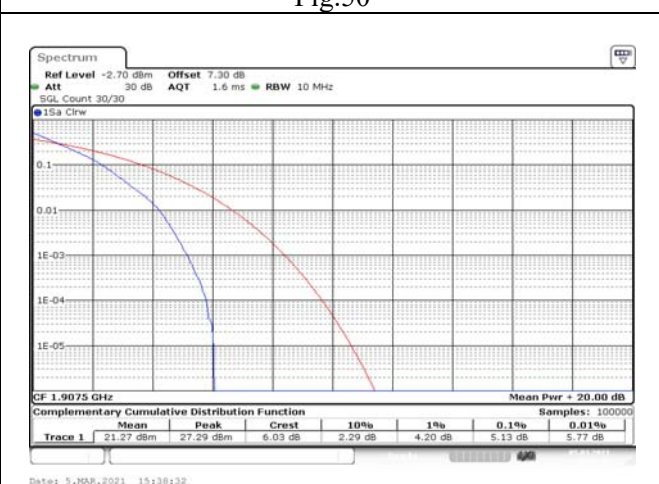


Fig.52

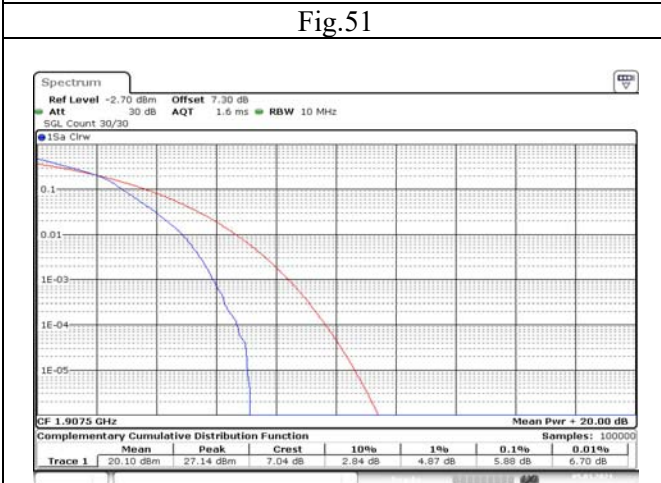


Fig.53

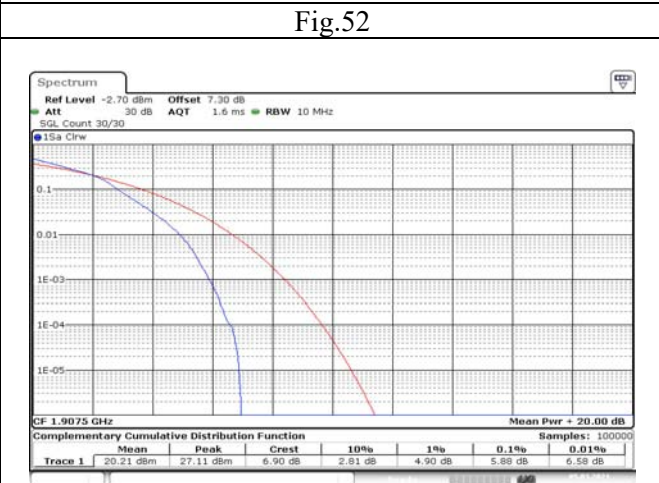


Fig.54

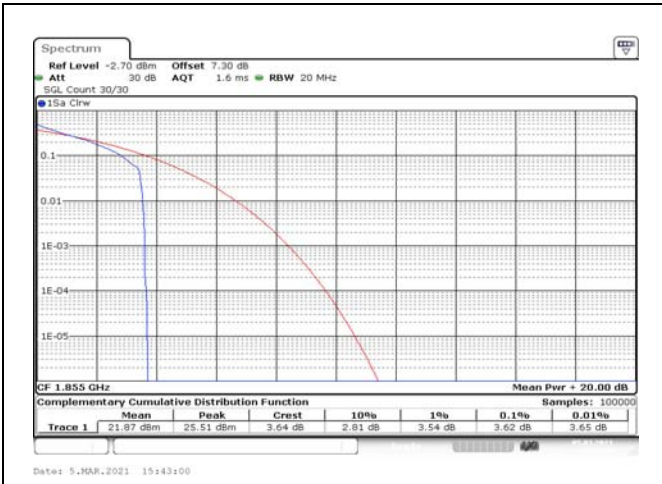


Fig.55

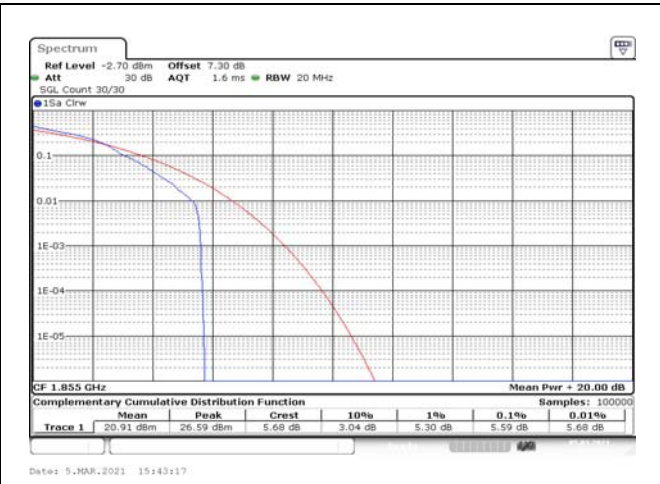


Fig.56

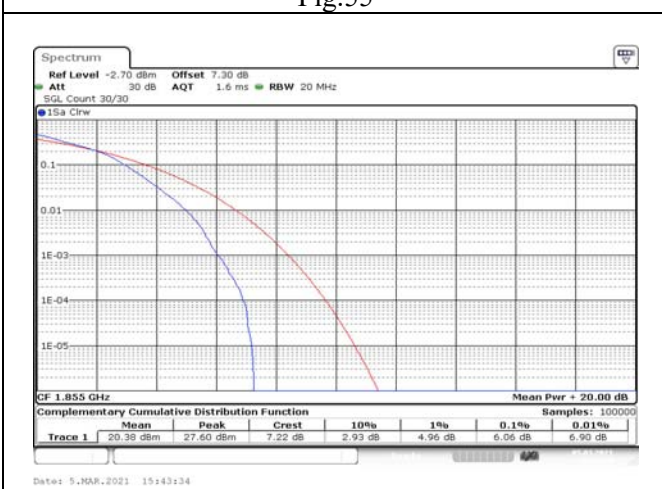


Fig.57

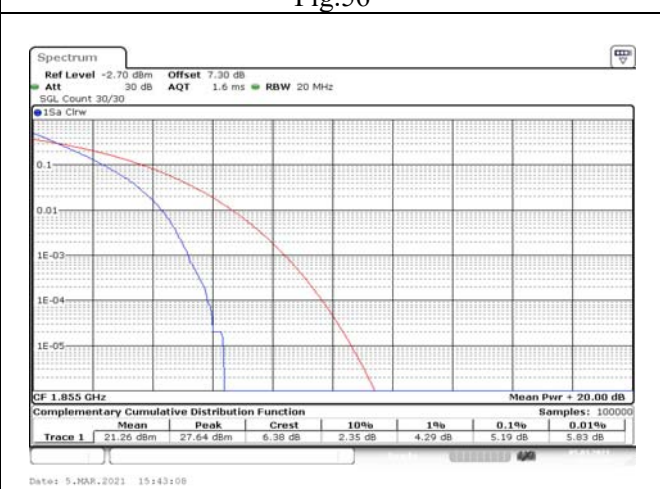


Fig.58

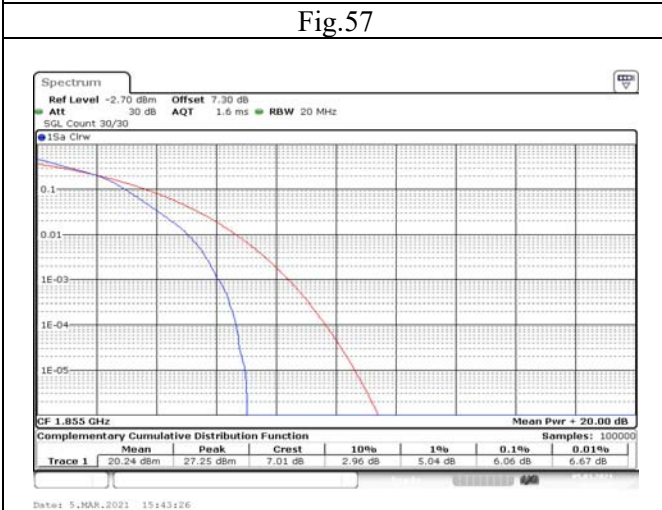


Fig.59

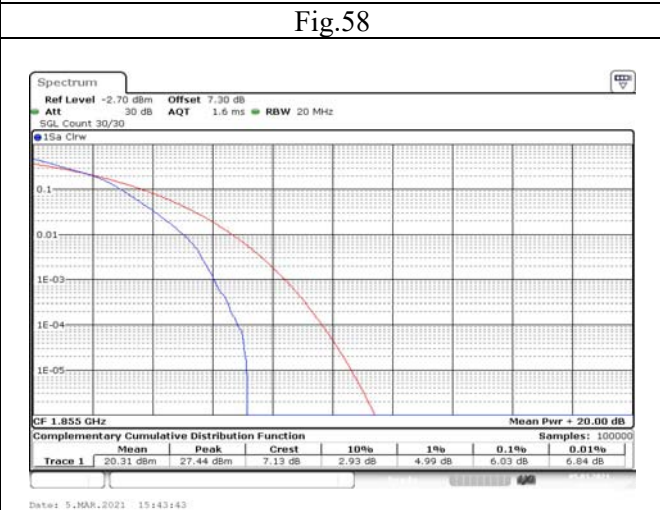


Fig.60