


Appendix D. Setup Photographs

<Conducted Emission>


Mode 1

Remote View






Rear View




<Radiated Emission>

Z Plane for Sample 1

From 9kHz~30MHz



From 30MHz~1GHz




Y Plane for Sample 2

From 9kHz~30MHz



From 30MHz~1GHz



————THE END————