


Appendix C. Setup Photographs

<Radiated Emission>

<Main Antenna>

X Plane for LTE Band 2/5

LF




HF



Y Plane for LTE Band 12/17

LF




HF



Z Plane for LTE Band 4

LF




HF



<Aux. Antenna>

Y Plane for LTE Band 5/12/17

LF



HF



————THE END————