


Appendix C. Setup Photographs


<Radiated Emission>

Z plane for Cellular Band with Main Ant.

LF




HF



X plane for Cellular Band with Aux. Ant.

LF




HF




Y plane for PCS and AWS Band with Main Ant.

LF



HF



—————THE END—————