

## System Check\_Head\_750MHz

### DUT: D750V3-1107

Communication System: CW; Frequency: 750 MHz; Duty Cycle: 1:1

Medium: HSL\_750\_190917 Medium parameters used:  $f = 750$  MHz;  $\sigma = 0.89$  S/m;  $\epsilon_r = 41.481$ ;  $\rho = 1000$  kg/m<sup>3</sup>

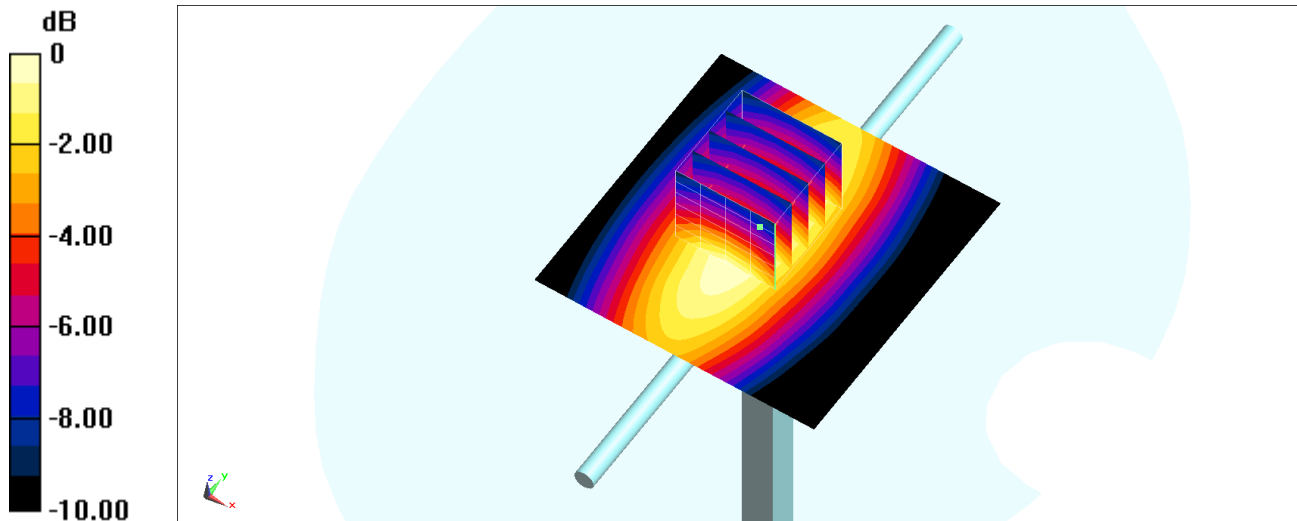
Ambient Temperature : 23.6 °C ; Liquid Temperature : 22.6 °C

DASY5 Configuration:

- Probe: ES3DV3 - SN3124; ConvF(6.15, 6.15, 6.15) @ 750 MHz; Calibrated: 2019/1/15
- Sensor-Surface: 3mm (Mechanical Surface Detection)
- Electronics: DAE4 Sn316; Calibrated: 2019/1/3
- Phantom: SAM\_Right; Type: SAM; Serial: TP:1683
- Measurement SW: DASY52, Version 52.10 (2); SEMCAD X Version 14.6.12 (7470)

**Pin=250mW/Area Scan (61x61x1):** Interpolated grid: dx=1.500 mm, dy=1.500 mm  
Maximum value of SAR (interpolated) = 2.44 W/kg

**Pin=250mW/Zoom Scan (5x5x7)/Cube 0:** Measurement grid: dx=8mm, dy=8mm, dz=5mm  
Reference Value = 52.47 V/m; Power Drift = -0.12 dB  
Peak SAR (extrapolated) = 2.96 W/kg  
**SAR(1 g) = 2.11 W/kg; SAR(10 g) = 1.45 W/kg**  
Maximum value of SAR (measured) = 2.42 W/kg



0 dB = 2.42 W/kg = 3.84 dBW/kg

## System Check\_Head\_835MHz

### DUT: D835V2-4d167

Communication System: CW ; Frequency: 835 MHz;Duty Cycle: 1:1

Medium: HSL\_850\_190917 Medium parameters used:  $f = 835$  MHz;  $\sigma = 0.878$  S/m;  $\epsilon_r = 41.198$ ;  $\rho = 1000$  kg/m<sup>3</sup>

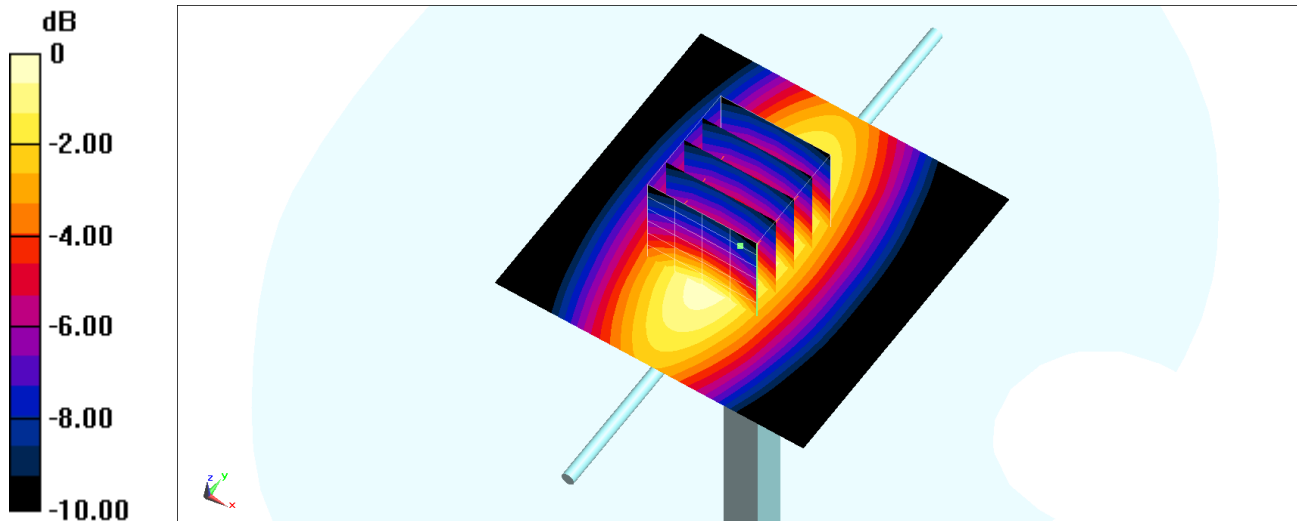
Ambient Temperature : 23.6 °C ; Liquid Temperature : 22.6 °C

DASY5 Configuration:

- Probe: ES3DV3 - SN3124; ConvF(5.97, 5.97, 5.97) @ 835 MHz; Calibrated: 2019/1/15
- Sensor-Surface: 3mm (Mechanical Surface Detection)
- Electronics: DAE4 Sn316; Calibrated: 2019/1/3
- Phantom: SAM\_Right; Type: SAM; Serial: TP:1683
- Measurement SW: DASY52, Version 52.10 (2);SEMCAD X Version 14.6.12 (7470)

**Pin=250mW/Area Scan (61x61x1):** Interpolated grid: dx=1.500 mm, dy=1.500 mm  
Maximum value of SAR (interpolated) = 2.77 W/kg

**Pin=250mW/Zoom Scan (5x5x7)/Cube 0:** Measurement grid: dx=8mm, dy=8mm, dz=5mm  
Reference Value = 56.99 V/m; Power Drift = -0.06 dB  
Peak SAR (extrapolated) = 3.40 W/kg  
**SAR(1 g) = 2.37 W/kg; SAR(10 g) = 1.58 W/kg**  
Maximum value of SAR (measured) = 2.74 W/kg



0 dB = 2.74 W/kg = 4.38 dBW/kg

## System Check\_Head\_835MHz

### DUT: D835V2-4d167

Communication System: CW ; Frequency: 835 MHz;Duty Cycle: 1:1

Medium: HSL\_850\_190918 Medium parameters used:  $f = 835$  MHz;  $\sigma = 0.881$  S/m;  $\epsilon_r = 41.318$ ;  $\rho = 1000$  kg/m<sup>3</sup>

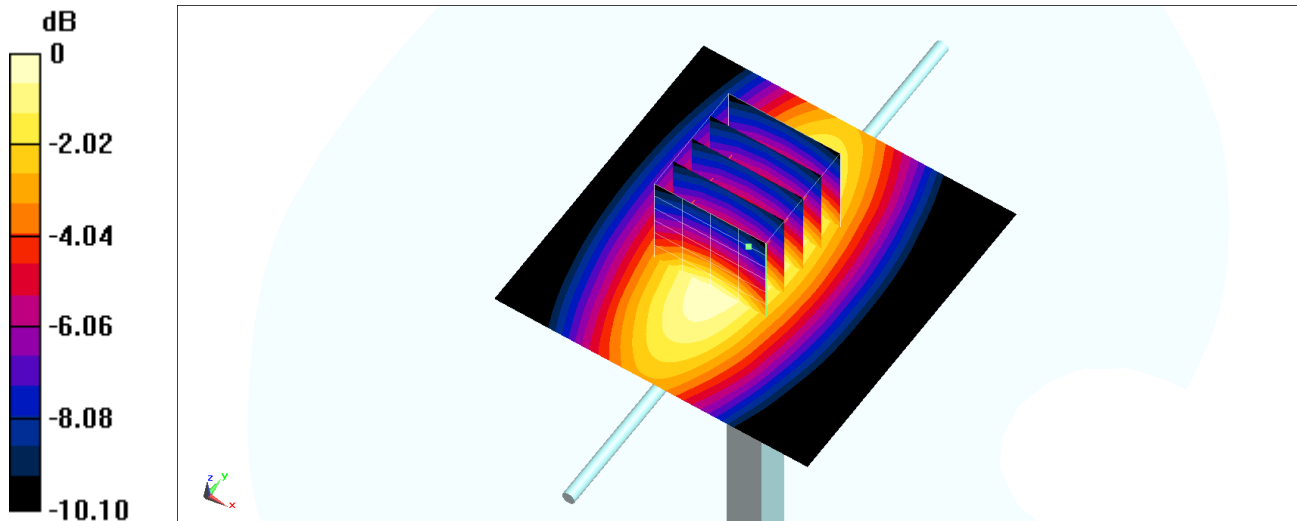
Ambient Temperature : 23.9 °C ; Liquid Temperature : 22.9 °C

DASY5 Configuration:

- Probe: ES3DV3 - SN3124; ConvF(5.97, 5.97, 5.97) @ 835 MHz; Calibrated: 2019/1/15
- Sensor-Surface: 3mm (Mechanical Surface Detection)
- Electronics: DAE4 Sn316; Calibrated: 2019/1/3
- Phantom: SAM\_Right; Type: SAM; Serial: TP:1683
- Measurement SW: DASY52, Version 52.10 (2);SEMCAD X Version 14.6.12 (7470)

**Pin=250mW/Area Scan (61x61x1):** Interpolated grid: dx=1.500 mm, dy=1.500 mm  
Maximum value of SAR (interpolated) = 2.85 W/kg

**Pin=250mW/Zoom Scan (5x5x7)/Cube 0:** Measurement grid: dx=8mm, dy=8mm, dz=5mm  
Reference Value = 58.31 V/m; Power Drift = -0.03 dB  
Peak SAR (extrapolated) = 3.44 W/kg  
**SAR(1 g) = 2.39 W/kg; SAR(10 g) = 1.59 W/kg**  
Maximum value of SAR (measured) = 2.77 W/kg



0 dB = 2.77 W/kg = 4.42 dBW/kg

## System Check\_Head\_1900MHz

### DUT: D1900V2-5d185

Communication System: CW ; Frequency: 1900 MHz;Duty Cycle: 1:1

Medium: HSL\_1900\_190916 Medium parameters used:  $f = 1900$  MHz;  $\sigma = 1.407$  S/m;  $\epsilon_r = 40.285$ ;  $\rho = 1000$  kg/m<sup>3</sup>

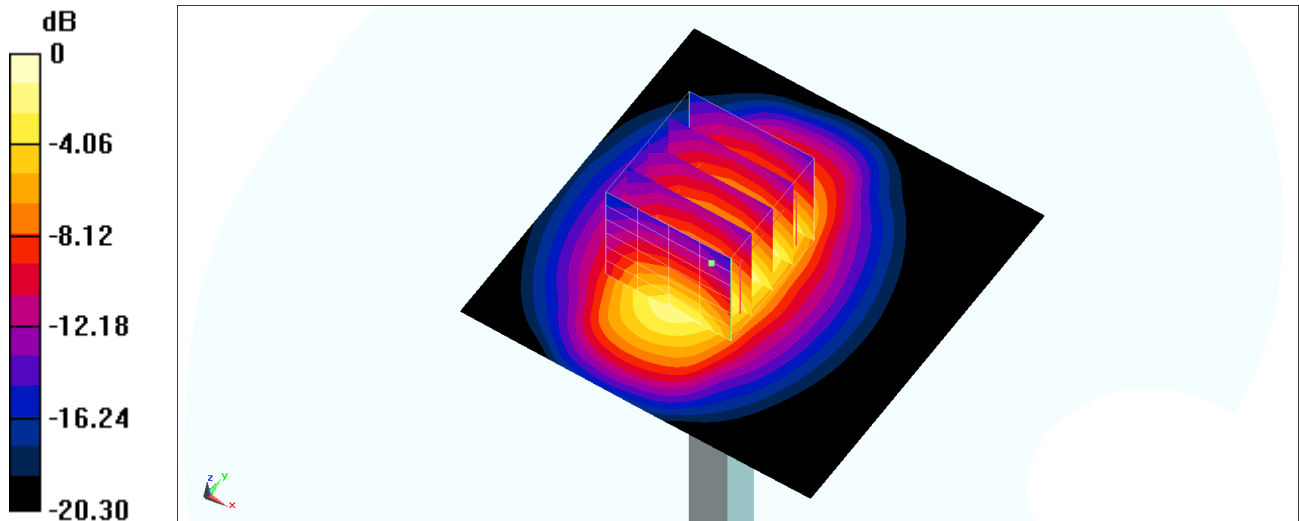
Ambient Temperature : 23.6 °C ; Liquid Temperature : 22.6 °C

DASY5 Configuration:

- Probe: ES3DV3 - SN3124; ConvF(4.95, 4.95, 4.95) @ 1900 MHz; Calibrated: 2019/1/15
- Sensor-Surface: 3mm (Mechanical Surface Detection)
- Electronics: DAE4 Sn316; Calibrated: 2019/1/3
- Phantom: SAM\_Left; Type: QD000P40CD; Serial: TP:1684
- Measurement SW: DASY52, Version 52.10 (2);SEMCAD X Version 14.6.12 (7470)

**Pin=250mW/Area Scan (61x61x1):** Interpolated grid: dx=1.500 mm, dy=1.500 mm  
Maximum value of SAR (interpolated) = 12.4 W/kg

**Pin=250mW/Zoom Scan (5x5x7)/Cube 0:** Measurement grid: dx=8mm, dy=8mm, dz=5mm  
Reference Value = 85.79 V/m; Power Drift = -0.06 dB  
Peak SAR (extrapolated) = 15.9 W/kg  
**SAR(1 g) = 9.47 W/kg; SAR(10 g) = 5.18 W/kg**  
Maximum value of SAR (measured) = 11.0 W/kg



0 dB = 11.0 W/kg = 10.41 dBW/kg

## System Check\_Head\_2450MHz

### DUT: D2450V2-929

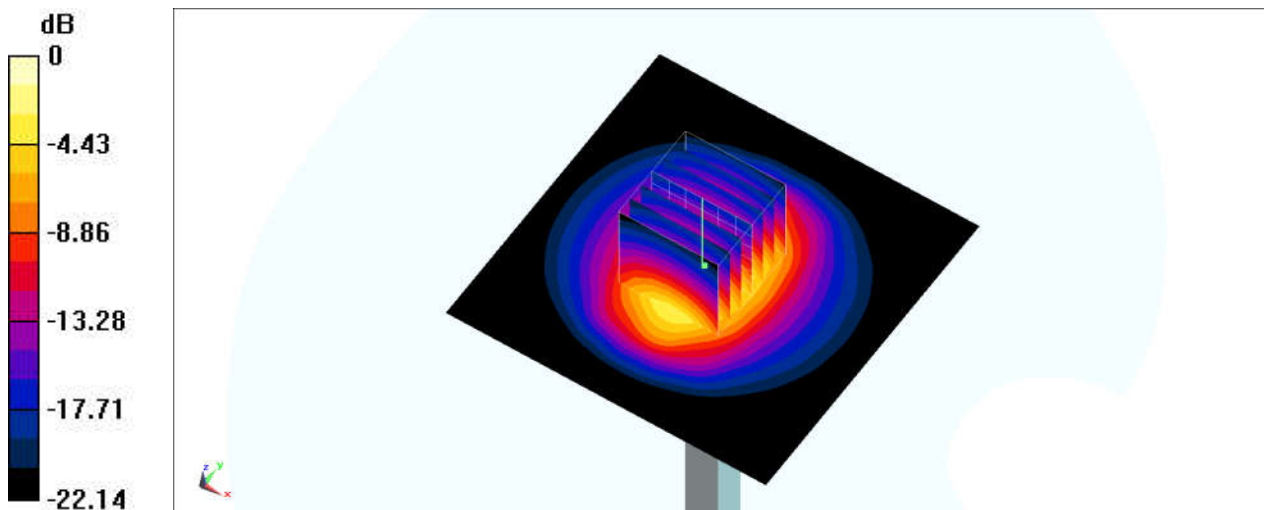
Communication System: CW; Frequency: 2450 MHz; Duty Cycle: 1:1  
Medium: HSL\_2450\_190925 Medium parameters used :  $f = 2450$  MHz;  $\sigma = 1.739$  S/m;  $\epsilon_r = 39.226$ ;  
 $\rho = 1000$  kg/m<sup>3</sup>  
Ambient Temperature : 23.2 °C ; Liquid Temperature : 22.2 °C

### DASY5 Configuration:

- Probe: ES3DV3 - SN3124; ConvF(4.49, 4.49, 4.49) @ 2450 MHz; Calibrated: 2019/1/15
- Sensor-Surface: 3mm (Mechanical Surface Detection)
- Electronics: DAE4 Sn316; Calibrated: 2019/1/3
- Phantom: SAM\_Right; Type: SAM; Serial: TP:1683
- Measurement SW: DASY52, Version 52.10 (2); SEMCAD X Version 14.6.12 (7470)

**Pin=250mW/Area Scan (81x81x1):** Interpolated grid: dx=1.200 mm, dy=1.200 mm  
Maximum value of SAR (interpolated) = 14.4 W/kg

**Pin=250mW/Zoom Scan (7x7x7)/Cube 0:** Measurement grid: dx=5mm, dy=5mm, dz=5mm  
Reference Value = 95.92 V/m; Power Drift = -0.09 dB  
Peak SAR (extrapolated) = 21.8 W/kg  
**SAR(1 g) = 12.26 W/kg; SAR(10 g) = 5.73 W/kg**  
Maximum value of SAR (measured) = 14.0 W/kg



## System Check\_Head\_5250MHz

### DUT: D5GHzV2-1006

Communication System: CW; Frequency: 5250 MHz; Duty Cycle: 1:1

Medium: HSL\_5G\_190925 Medium parameters used:  $f = 5250$  MHz;  $\sigma = 4.505$  S/m;  $\epsilon_r = 37.64$ ;  $\rho = 1000$  kg/m<sup>3</sup>

Ambient Temperature : 23.4 °C ; Liquid Temperature : 22.4 °C

DASY5 Configuration:

- Probe: EX3DV4 - SN7346; ConvF(5.36, 5.36, 5.36) @ 5250 MHz; Calibrated: 2019/4/25
- Sensor-Surface: 1.4mm (Mechanical Surface Detection)
- Electronics: DAE3 Sn360; Calibrated: 2018/10/29
- Phantom: SAM\_Left; Type: QD000P40CD; Serial: TP:1682
- Measurement SW: DASY52, Version 52.10 (2); SEMCAD X Version 14.6.12 (7470)

**Pin=100mW/Area Scan (71x71x1):** Interpolated grid: dx=1.000 mm, dy=1.000 mm

Maximum value of SAR (interpolated) = 18.9 W/kg

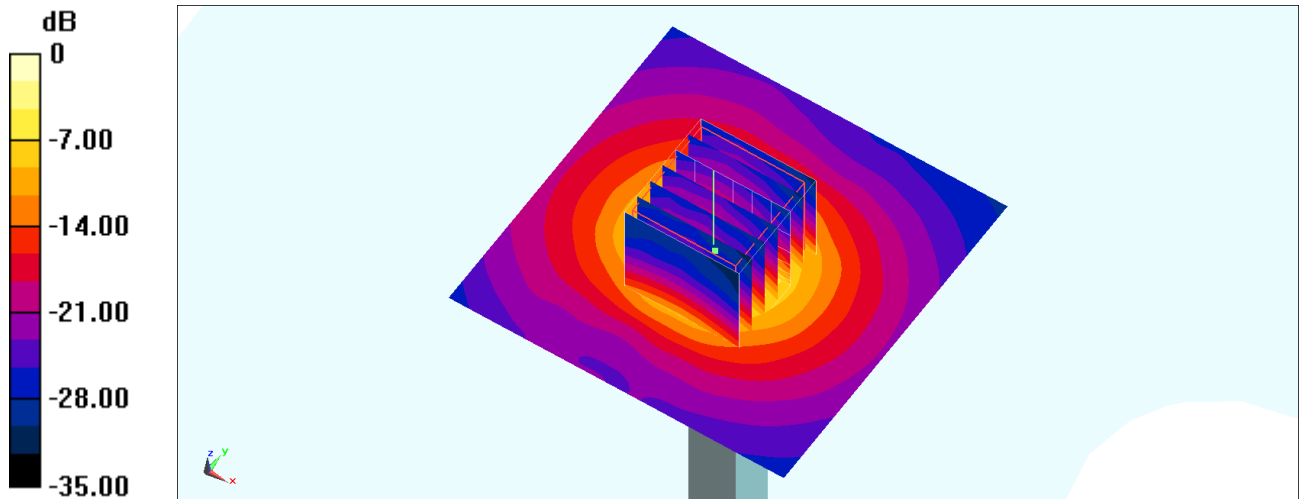
**Pin=100mW/Zoom Scan (7x7x7)/Cube 0:** Measurement grid: dx=4mm, dy=4mm, dz=1.4mm

Reference Value = 70.44 V/m; Power Drift = 0.08 dB

Peak SAR (extrapolated) = 33.4 W/kg

**SAR(1 g) = 7.71 W/kg; SAR(10 g) = 2.13 W/kg**

Maximum value of SAR (measured) = 19.1 W/kg



0 dB = 19.1 W/kg = 12.81 dBW/kg

## System Check\_Head\_5600MHz

### DUT: D5GHzV2-1128

Communication System: CW ; Frequency: 5600 MHz;Duty Cycle: 1:1

Medium: HSL\_5G\_190925 Medium parameters used:  $f = 5600$  MHz;  $\sigma = 4.85$  S/m;  $\epsilon_r = 37.11$ ;  $\rho = 1000$  kg/m<sup>3</sup>

Ambient Temperature : 23.4 °C ; Liquid Temperature : 22.4 °C

DASY5 Configuration:

- Probe: EX3DV4 - SN7346; ConvF(4.75, 4.75, 4.75) @ 5600 MHz; Calibrated: 2019/4/25
- Sensor-Surface: 1.4mm (Mechanical Surface Detection)
- Electronics: DAE3 Sn360; Calibrated: 2018/10/29
- Phantom: SAM\_Left; Type: QD000P40CD; Serial: TP:1682
- Measurement SW: DASY52, Version 52.10 (2);SEMCAD X Version 14.6.12 (7470)

**Pin=100mW/Area Scan (71x71x1):** Interpolated grid: dx=1.000 mm, dy=1.000 mm

Maximum value of SAR (interpolated) = 21.0 W/kg

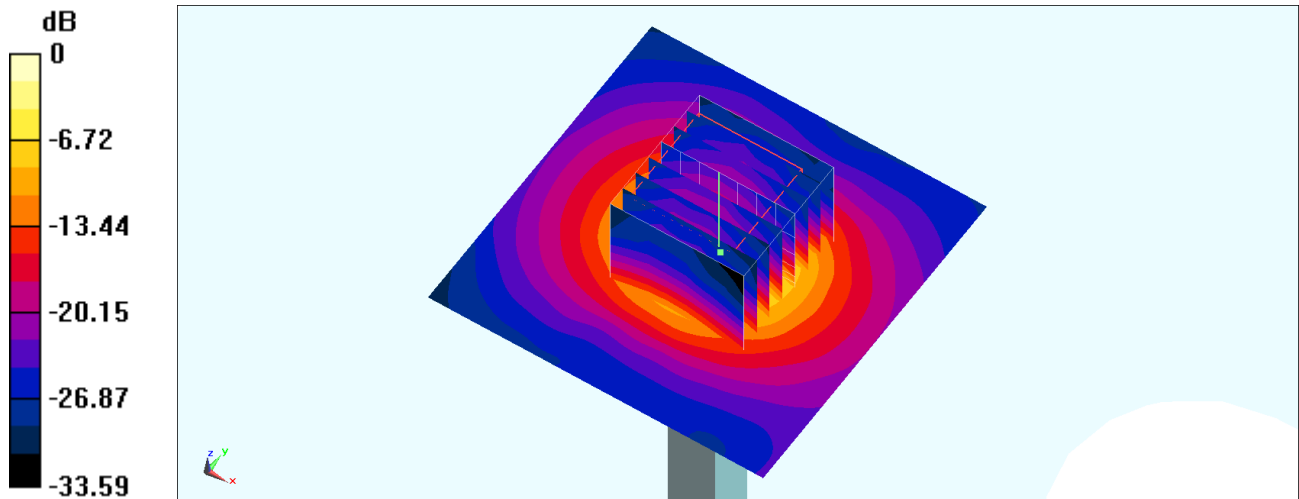
**Pin=100mW/Zoom Scan (8x8x7)/Cube 0:** Measurement grid: dx=4mm, dy=4mm, dz=1.4mm

Reference Value = 72.17 V/m; Power Drift = -0.07 dB

Peak SAR (extrapolated) = 35.4 W/kg

**SAR(1 g) = 8.36 W/kg; SAR(10 g) = 2.38 W/kg**

Maximum value of SAR (measured) = 21.2 W/kg



0 dB = 21.2 W/kg = 13.26 dBW/kg