


Appendix C. Setup Photographs


<Radiated Emission>

X plane for LTE Band 17

LF




HF




Y plane for LTE Band 12

LF




HF




Z plane for LTE Band 5

LF



HF



————THE END————