



FCC RADIO TEST REPORT

FCC ID : APYHRO00276
Equipment : Smart phone
Brand Name : SHARP
Applicant : SHARP CORPORATION
2-13-1, Hachihonmatsu-lida,
Higashi-hiroshima-shi, Hiroshima pref. 739-0192,
Japan
Manufacturer : SHARP CORPORATION
1 Takumi-Cho, Sakai-Ku, Sakai-Shi, Osaka
590-8522, Japan
Standard : FCC Part 15 Subpart E §15.407

The product was received on Jul. 16, 2019 and testing was started from Jul. 27, 2019 and completed on Aug. 06, 2019. We, SPORTON INTERNATIONAL INC., EMC & Wireless Communications Laboratory, would like to declare that the tested sample has been evaluated in accordance with the test procedures and has been in compliance with the applicable technical standards.

The report must not be used by the client to claim product certification, approval, or endorsement by TAF or any agency of government.

The test results in this report apply exclusively to the tested model / sample. Without written approval of SPORTON INTERNATIONAL INC. EMC & Wireless Communications Laboratory, the test report shall not be reproduced except in full.

Louis Wu

Approved by: Louis Wu

SPORTON INTERNATIONAL INC. EMC & Wireless Communications Laboratory

No. 52, Huaya 1st Rd., Guishan Dist., Taoyuan City, Taiwan (R.O.C.)



Table of Contents

| | | |
|----------|--|-----------|
| 1 | General Description | 5 |
| 1.1 | Product Feature of Equipment Under Test..... | 5 |
| 1.2 | Modification of EUT | 5 |
| 1.3 | Testing Location | 5 |
| 1.4 | Applicable Standards..... | 6 |
| 2 | Test Configuration of Equipment Under Test | 7 |
| 2.1 | Carrier Frequency and Channel | 7 |
| 2.2 | Test Mode..... | 8 |
| 2.3 | Connection Diagram of Test System..... | 10 |
| 2.4 | Support Unit used in test configuration and system | 10 |
| 2.5 | EUT Operation Test Setup | 11 |
| 2.6 | Measurement Results Explanation Example..... | 11 |
| 3 | Test Result | 12 |
| 3.1 | 26dB & 99% Occupied Bandwidth Measurement | 12 |
| 3.2 | Maximum Conducted Output Power Measurement | 14 |
| 3.3 | Power Spectral Density Measurement | 16 |
| 3.4 | Unwanted Emissions Measurement..... | 18 |
| 3.5 | AC Conducted Emission Measurement..... | 23 |
| 3.6 | Automatically Discontinue Transmission | 25 |
| 3.7 | Antenna Requirements..... | 26 |
| 4 | List of Measuring Equipment..... | 27 |
| 5 | Uncertainty of Evaluation | 28 |
| | Appendix A. Conducted Test Results | |
| | Appendix B. AC Conducted Emission Test Result | |
| | Appendix C. Radiated Spurious Emission | |
| | Appendix D. Radiated Spurious Emission Plots | |
| | Appendix E. Duty Cycle Plots | |
| | Appendix F. Setup Photographs | |



History of this test report

| Report No. | Version | Description | Issued Date |
|------------|---------|-------------------------|---------------|
| FR971613E | 01 | Initial issue of report | Aug. 21, 2019 |
| | | | |
| | | | |
| | | | |
| | | | |
| | | | |
| | | | |
| | | | |
| | | | |
| | | | |
| | | | |
| | | | |
| | | | |
| | | | |
| | | | |
| | | | |



Summary of Test Result

| Report Clause | Ref Std. Clause | Test Items | Result (PASS/FAIL) | Remark |
|---------------|---------------------|--|--------------------|---|
| 3.1 | 15.403(i) | 26dB Bandwidth | Pass | - |
| 3.1 | 2.1049 | 99% Occupied Bandwidth | Reporting only | - |
| 3.2 | 15.407(a) | Maximum Conducted Output Power | Pass | - |
| 3.3 | 15.407(a) | Power Spectral Density | Pass | - |
| 3.4 | 15.407(b) | Unwanted Emissions | Pass | Under limit 3.15 dB at 5460.000 MHz |
| 3.5 | 15.207 | AC Conducted Emission | Pass | Under limit 15.07 dB at 2.499 MHz |
| 3.6 | 15.407(c) | Automatically Discontinue Transmission | Pass | - |
| 3.7 | 15.203 15.407(a) | Antenna Requirement | Pass | - |

| |
|---|
| Declaration of Conformity: The test results with all measurement uncertainty excluded are presented in accordance with the regulation limits or requirements declared by manufacturers. |
| Comments and Explanations: The declared of product specification for EUT presented in the report are provided by the manufacturer, and the manufacturer takes all the responsibilities for the accuracy of product specification. |

Reviewed by: Wii Chang
Report Producer: Yimin Ho



1 General Description

1.1 Product Feature of Equipment Under Test

GSM/WCDMA/LTE, Bluetooth, Wi-Fi 2.4GHz 802.11b/g/n, Wi-Fi 5GHz 802.11a/n/ac, NFC, and GNSS.

| Product Specification subjective to this standard | |
|---|--|
| Sample 1 | 1st vender parts |
| Sample 2 | 2nd vender parts |
| Antenna Type | WWAN: PIFA Antenna WLAN: ILA Antenna Bluetooth: ILA Antenna GPS / Glonass / BDS / Galileo: ILA Antenna NFC: Loop Antenna |

Remark: All test items were performed with Sample 1.

1.2 Modification of EUT

No modifications are made to the EUT during all test items.

1.3 Testing Location

| | | |
|--------------------|---|---------|
| Test Site | SPORTON INTERNATIONAL INC. EMC & Wireless Communications Laboratory | |
| Test Site Location | No.52, Huaya 1st Rd., Guishan Dist., Taoyuan City, Taiwan (R.O.C.) TEL: +886-3-327-3456 FAX: +886-3-328-4978 | |
| Test Site No. | Sporton Site No. | |
| | TH05-HY | CO05-HY |

Note: The test site complies with ANSI C63.4 2014 requirement.

| | | |
|--------------------|---|--|
| Test Site | SPORTON INTERNATIONAL INC. EMC & Wireless Communications Laboratory | |
| Test Site Location | No.58, Aly. 75, Ln. 564, Wenhua 3rd, Rd., Guishan Dist., Taoyuan City, Taiwan (R.O.C.) TEL: +886-3-327-0868 FAX: +886-3-327-0855 | |
| Test Site No. | Sporton Site No. | |
| | 03CH11-HY | |

Note: The test site complies with ANSI C63.4 2014 requirement.

FCC designation No.: TW1190 and TW0007



1.4 Applicable Standards

According to the specifications of the manufacturer, the EUT must comply with the requirements of the following standards:

- ♦ FCC Part 15 Subpart E
- ♦ FCC KDB 789033 D02 General UNII Test Procedures New Rules v02r01.
- ♦ FCC KDB 414788 D01 Radiated Test Site v01r01.
- ♦ ANSI C63.10-2013

Remark:

1. All test items were verified and recorded according to the standards and without any deviation during the test.
2. This EUT has also been tested and complied with the requirements of FCC Part 15, Subpart B, recorded in a separate test report.

2 Test Configuration of Equipment Under Test

- a. The EUT has been associated with peripherals and configuration operated in a manner tended to maximize its emission characteristics in a typical application. Frequency range investigated: conduction emission (150 kHz to 30 MHz), radiation emission (9 kHz to the 10th harmonic of the highest fundamental frequency or to 40 GHz, whichever is lower). For radiated measurement, pre-scanned in three orthogonal panels, X, Y, Z. The worst cases (X plane) were recorded in this report.
- b. AC power line Conducted Emission was tested under maximum output power.

2.1 Carrier Frequency and Channel

| Frequency Band | Channel | Freq. (MHz) | Channel | Freq. (MHz) |
|--------------------------------------|-----------------|-------------|---------|-------------|
| 5150-5250 MHz Band 1 (U-NII-1) | 36 | 5180 | 44 | 5220 |
| | 38* | 5190 | 46* | 5230 |
| | 40 | 5200 | 48 | 5240 |
| | 42 [#] | 5210 | | |

| Frequency Band | Channel | Freq. (MHz) | Channel | Freq. (MHz) |
|---------------------------------------|-----------------|-------------|---------|-------------|
| 5250-5350 MHz Band 2 (U-NII-2A) | 52 | 5260 | 60 | 5300 |
| | 54* | 5270 | 62* | 5310 |
| | 56 | 5280 | 64 | 5320 |
| | 58 [#] | 5290 | | |

| Frequency Band | Channel | Freq. (MHz) | Channel | Freq. (MHz) |
|---------------------------------------|------------------|-------------|---------|-------------|
| 5470-5725 MHz Band 3 (U-NII-2C) | 100 | 5500 | 112 | 5560 |
| | 102* | 5510 | 116 | 5580 |
| | 104 | 5520 | 132 | 5660 |
| | 106 [#] | 5530 | 134* | 5670 |
| | 108 | 5540 | 136 | 5680 |
| | 110* | 5550 | 140 | 5700 |

Note:

1. The above Frequency and Channel in "*" were 802.11n HT40 and 802.11ac VHT40.
2. The above Frequency and Channel in "[#]" were 802.11ac VHT80.



2.2 Test Mode

Final test modes are considering the modulation and worse data rates as below table.

| Modulation | Data Rate |
|----------------|-----------|
| 802.11a | 6 Mbps |
| 802.11ac VHT20 | MCS0 |
| 802.11ac VHT40 | MCS0 |
| 802.11ac VHT80 | MCS0 |

| Test Cases | |
|-----------------------------|--|
| AC Conducted Emission | Mode 1 : WCDMA Band V Idle + Bluetooth Link + WLAN (5GHz) Link + Camera (Rear) + Earphone + USB Cable (Charging from AC Adapter) |



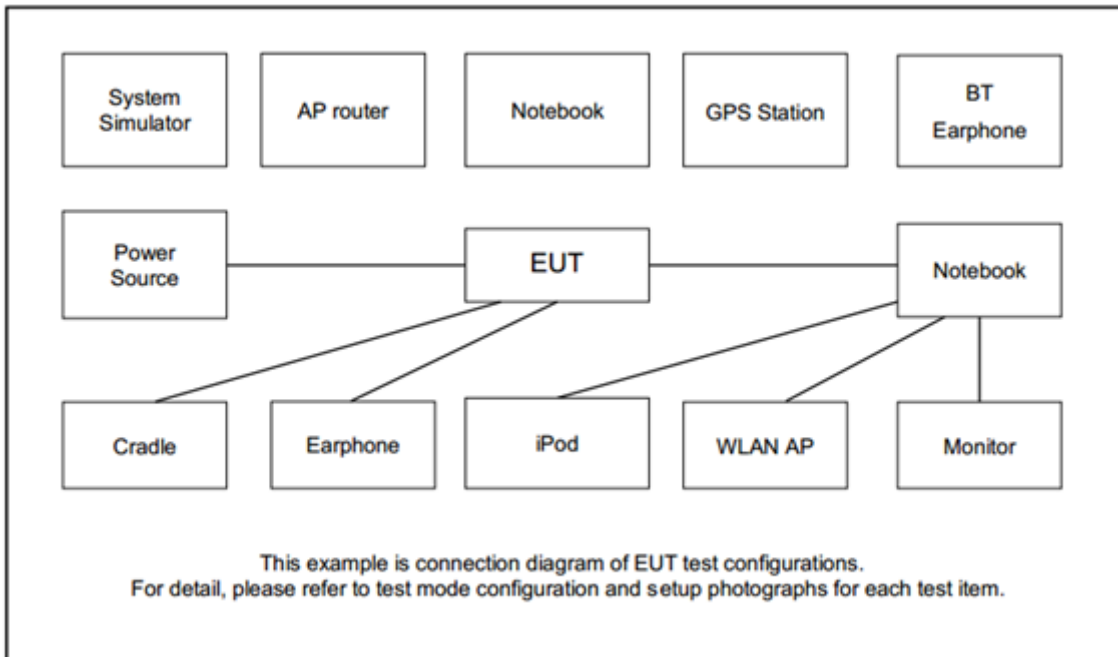
| Ch. # | | Band I : 5150-5250 MHz | Band II : 5250-5350 MHz | Band III : 5470-5725MHz |
|-------|--------|------------------------|-------------------------|-------------------------|
| | | 802.11a | 802.11a | 802.11a |
| L | Low | 36 | 52 | 100 |
| M | Middle | 44 | 60 | 116 |
| H | High | 48 | 64 | 140 |

| Ch. # | | Band I : 5150-5250 MHz | Band II : 5250-5350 MHz | Band III : 5470-5725MHz |
|-------|--------|------------------------|-------------------------|-------------------------|
| | | 802.11ac VHT20 | 802.11ac VHT20 | 802.11ac VHT20 |
| L | Low | 36 | 52 | 100 |
| M | Middle | 44 | 60 | 116 |
| H | High | 48 | 64 | 140 |

| Ch. # | | Band I : 5150-5250 MHz | Band II : 5250-5350 MHz | Band III : 5470-5725MHz |
|-------|--------|------------------------|-------------------------|-------------------------|
| | | 802.11ac VHT40 | 802.11ac VHT40 | 802.11ac VHT40 |
| L | Low | 38 | 54 | 102 |
| M | Middle | - | - | 110 |
| H | High | 46 | 62 | 134 |

| Ch. # | | Band I : 5150-5250 MHz | Band II : 5250-5350 MHz | Band III : 5470-5725MHz |
|-------|--------|------------------------|-------------------------|-------------------------|
| | | 802.11ac VHT80 | 802.11ac VHT80 | 802.11ac VHT80 |
| L | Low | - | - | 106 |
| M | Middle | 42 | 58 | - |
| H | High | - | - | - |

2.3 Connection Diagram of Test System



2.4 Support Unit used in test configuration and system

| Item | Equipment | Trade Name | Model Name | FCC ID | Data Cable | Power Cord |
|------|--------------------|---------------|----------------|-------------|------------------|--|
| 1. | System Simulator | Anritsu | MT8820C | N/A | N/A | Unshielded,1.8m |
| 2. | Bluetooth Earphone | Sony Ericsson | MW600 | PY700A2029 | N/A | N/A |
| 3. | WLAN AP | ASUS | RT-AC1750 | MSQ-RTAC66U | N/A | Unshielded,1.8m |
| 4. | Notebook | DELL | Latitude E6320 | FCC DoC | N/A | AC I/P: Unshielded, 1.2 m DC O/P: Shielded, 1.8 m |
| 5. | SD Card | SanDisk | MicroSD HC | FCC DoC | N/A | N/A |
| 6. | Earphone | SHARP | RPHOEA007AFZZ | N/A | Unshielded, 1.2m | N/A |



2.5 EUT Operation Test Setup

The RF test items, utility “QRCT 4.0-00108” was installed in Notebook which was programmed in order to make the EUT get into the engineering modes to provide channel selection, power level, data rate and the application type and for continuous transmitting signals.

2.6 Measurement Results Explanation Example

For all conducted test items:

The offset level is set in the spectrum analyzer to compensate the RF cable loss and attenuator factor between EUT conducted output port and spectrum analyzer. With the offset compensation, the spectrum analyzer reading level is exactly the EUT RF output level.

Example :

The spectrum analyzer offset is derived from RF cable loss and attenuator factor.

Offset = RF cable loss + attenuator factor.

Following shows an offset computation example with cable loss 5.1 dB and 20dB attenuator.

$$\begin{aligned} \text{Offset(dB)} &= \text{RF cable loss(dB)} + \text{attenuator factor(dB)}. \\ &= 5.1 + 20 = 5.1 \text{ (dB)} \end{aligned}$$

3 Test Result

3.1 26dB & 99% Occupied Bandwidth Measurement

3.1.1 Description of 26dB & 99% Occupied Bandwidth

This section is for reporting purpose only.

There is no restriction limits for bandwidth.

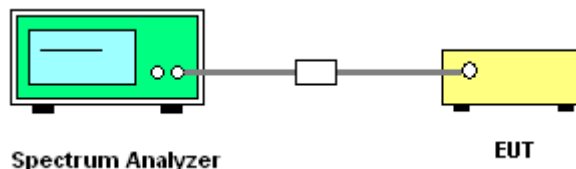
3.1.2 Measuring Instruments

See list of measuring equipment of this test report.

3.1.3 Test Procedures

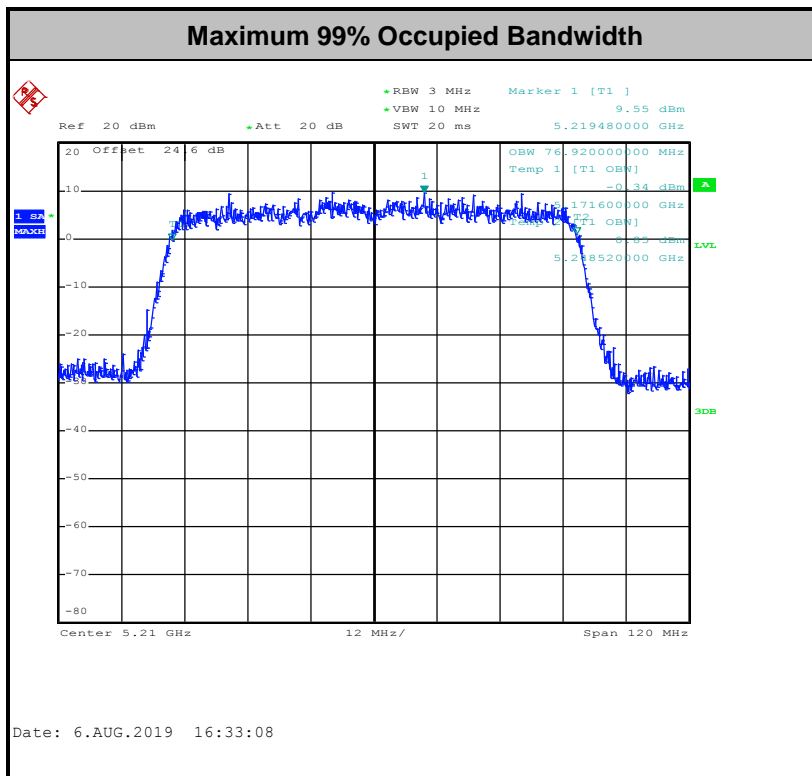
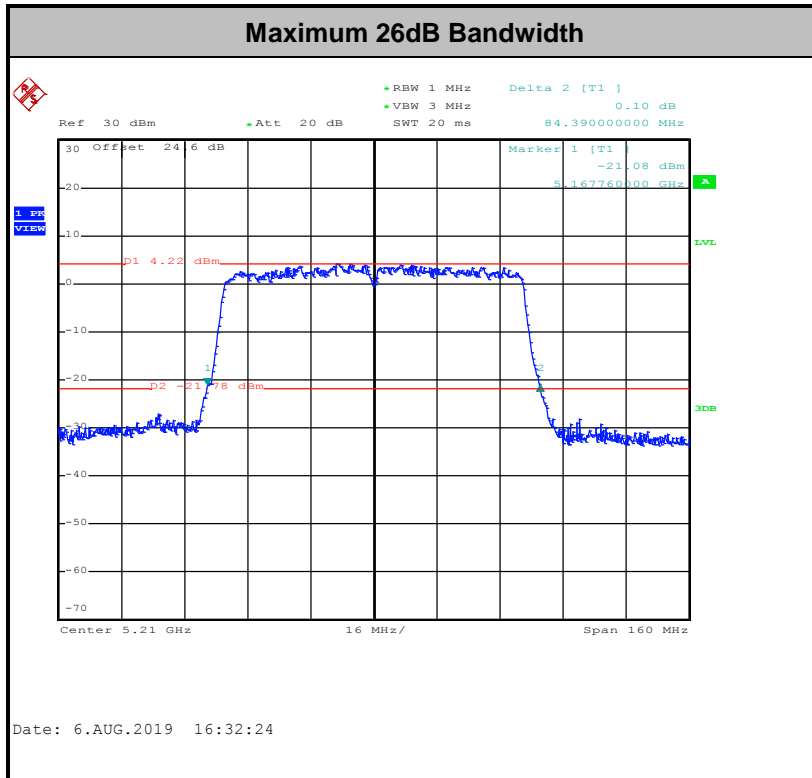
1. The testing follows FCC KDB 789033 D02 General UNII Test Procedures New Rules v02r01. Section C) Emission bandwidth
2. Set RBW = approximately 1% of the emission bandwidth.
3. Set the VBW > RBW.
4. Detector = Peak.
5. Trace mode = max hold
6. Measure the maximum width of the emission that is 26 dB down from the peak of the emission. Compare this with the RBW setting of the analyzer. Readjust RBW and repeat measurement as needed until the RBW/EBW ratio is approximately 1%.
7. For 99% Bandwidth Measurement, the spectrum analyzer's resolution bandwidth (RBW) is set 1-5% of the emission bandwidth and set the Video bandwidth (VBW) $\geq 3 * RBW$.
8. Measure and record the results in the test report.

3.1.4 Test Setup



3.1.5 Test Result of 26dB & 99% Occupied Bandwidth

Please refer to Appendix A.



Note: The occupied channel bandwidth is maintained within the band of operation for all of the modulations.



3.2 Maximum Conducted Output Power Measurement

3.2.1 Limit of Maximum Conducted Output Power

<FCC 14-30 CFR 15.407>

For the 5.15–5.25 GHz bands:

- For mobile and portable client devices in the 5.15–5.25 GHz band, the maximum conducted output power over the frequency band of operation shall not exceed 250 mW. For an indoor access point operating in the band 5.15-5.25 GHz, the maximum conducted output power over the frequency band of operation shall not exceed 1 W.

For the 5.25–5.725 GHz bands:

- The maximum conducted output power over the frequency bands of operation shall not exceed the lesser of 250 mW or 11 dBm 10 log B, where B is the 26 dB emission bandwidth in megahertz.

If transmitting antennas of directional gain greater than 6 dBi are used, the peak output power shall be reduced by the amount in dB that the directional gain of the antenna exceeds 6 dBi.

Note that U-NII-2 band, devices with a maximum e.i.r.p. greater than 500 mW shall implement TPC in order to have the capability to operate at least 6 dB below the maximum permitted e.i.r.p. of 1 W.

3.2.2 Measuring Instruments

See list of measuring equipment of this test report.

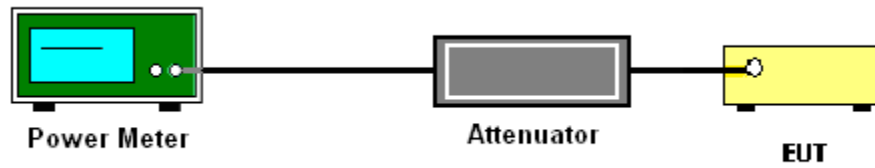
3.2.3 Test Procedures

The testing follows Method PM-G of FCC KDB 789033 D02 General UNII Test Procedures New Rules v02r01.

Method PM-G (Measurement using an RF average power meter):

1. Measurement is performed using a wideband RF power meter.
2. The EUT is configured to transmit at its maximum power control level.
3. Measure the average power of the transmitter
4. Since the measurement is made only during the ON time of the transmitter, no duty cycle correction factor is required.

3.2.4 Test Setup



3.2.5 Test Result of Maximum Conducted Output Power

Please refer to Appendix A.



3.3 Power Spectral Density Measurement

3.3.1 Limit of Power Spectral Density

<FCC 14-30 CFR 15.407>

For the 5.15–5.25 GHz bands:

For mobile and portable client devices in the 5.15–5.25 GHz band, the maximum power spectral density shall not exceed 11 dBm in any 1.0 MHz band. For an indoor access point operating in the band 5.15-5.25 GHz, the maximum power spectral density shall not exceed 17 dBm in any 1.0 MHz band.

For the 5.25–5.725 GHz bands:

The maximum power spectral density shall not exceed 11 dBm in any 1.0 MHz band.

If transmitting antennas of directional gain greater than 6 dBi are used, the peak output power shall be reduced by the amount in dB that the directional gain of the antenna exceeds 6 dBi.

3.3.2 Measuring Instruments

See list of measuring equipment of this test report.

3.3.3 Test Procedures

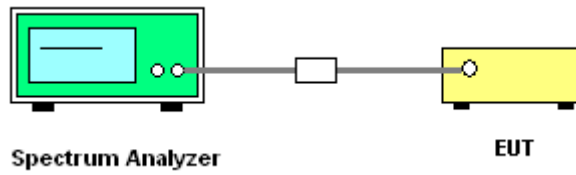
The testing follows FCC KDB 789033 D02 General UNII Test Procedures New Rules v02r01. Section F) Maximum power spectral density.

Method SA-2

(trace averaging across on and off times of the EUT transmissions, followed by duty cycle correction).

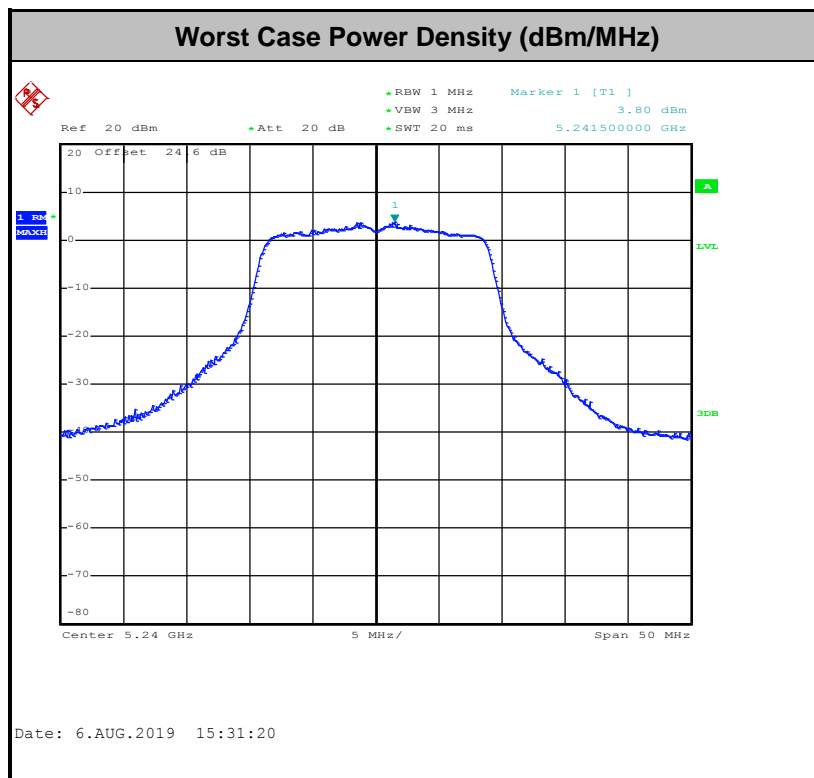
- Measure the duty cycle.
 - Set span to encompass the entire emission bandwidth (EBW) of the signal.
 - Set RBW = 1 MHz.
 - Set VBW \geq 3 MHz.
 - Number of points in sweep \geq 2 Span / RBW.
 - Sweep time = auto.
 - Detector = RMS
 - Trace average at least 100 traces in power averaging mode.
 - Add $10 \log(1/x)$, where x is the duty cycle, to the measured power in order to compute the average power during the actual transmission times. For example, add $10 \log(1/0.25) = 6$ dB if the duty cycle is 25 percent.
1. The RF output of EUT was connected to the spectrum analyzer by a low loss cable.
 2. Each plot has already offset with cable loss, and attenuator loss. Measure the PPSD and record it.

3.3.4 Test Setup



3.3.5 Test Result of Power Spectral Density

Please refer to Appendix A.



Note: Average Power Density (dB) = Measured value+ Duty Factor



3.4 Unwanted Emissions Measurement

This section is to measure unwanted emissions through radiated measurement for band edge spurious emissions and out of band emissions measurement.

3.4.1 Limit of Unwanted Emissions

- (1) For transmitters operating in the 5150-5250 MHz band: all emissions outside of the 5150-5350 MHz band shall not exceed an EIRP of -27dBm/MHz.

For transmitters operating in the 5250-5350 MHz band: all emissions outside of the 5150-5350 MHz band shall not exceed an EIRP of -27 dBm/MHz. Devices operating in the 5250-5350 MHz band that generate emissions in the 5150-5250 MHz band must meet all applicable technical requirements for operation in the 5150-5250 MHz band (including indoor use) or alternatively meet an out-of-band emission EIRP limit of -27 dBm/MHz in the 5150-5250 MHz band.

For transmitters operating in the 5470-5600 MHz and 5650-5725MHz band: all emissions outside of the 5470-5600 MHz and 5650-5725MHz band shall not exceed an EIRP of -27 dBm/MHz.

- (2) Unwanted spurious emissions fallen in restricted bands shall comply with the general field strength limits as below table:

| Frequency (MHz) | Field Strength (microvolts/meter) | Measurement Distance (meters) |
|-----------------|-----------------------------------|-------------------------------|
| 0.009 – 0.490 | 2400/F(kHz) | 300 |
| 0.490 – 1.705 | 24000/F(kHz) | 30 |
| 1.705 – 30.0 | 30 | 30 |
| 30 – 88 | 100 | 3 |
| 88 – 216 | 150 | 3 |
| 216 - 960 | 200 | 3 |
| Above 960 | 500 | 3 |

Note: The following formula is used to convert the EIRP to field strength.

$$E = \frac{1000000\sqrt{30P}}{3} \text{ } \mu\text{V/m, where P is the eirp (Watts)}$$

| EIRP (dBm) | Field Strength at 3m (dBμV/m) |
|------------|-------------------------------|
| - 27 | 68.3 |



- (3) KDB789033 D02 v02r01 G)2)c)
 - (i) Section 15.407(b)(1) to (b)(3) specify the unwanted emission limits for the U-NII-1 and U-NII-2 bands. As specified, emissions above 1000 MHz that are outside of the restricted bands are subject to a peak emission limit of -27 dBm/MHz.³
 - (ii) Section 15.407(b)(4) specifies the unwanted emission limit for the U-NII-3 band. A band emissions mask is specified in Section 15.407(b)(4)(i). The emission limits are in terms of a Peak detector. An alternative to the band emissions mask is specified in Section 15.407(b)(4)(ii). The alternative limits are based on the highest antenna gain specified in the filing. There are also marketing and importation restrictions for the devices using the alternative limit.⁴

Note 3: An out-of-band emission that complies with both the average and peak limits of Section 15.209 is not required to satisfy the -27 dBm/MHz peak emission limit.

Note 4: Only devices with antenna gains of 10 dBi or less may be approved using the emission limits specified in Section 15.247(d) till March 2, 2018; all other devices operating in this band must use the mask specified in Section 15.407(b)(4)(i).

3.4.2 Measuring Instruments

See list of measuring equipment of this test report.

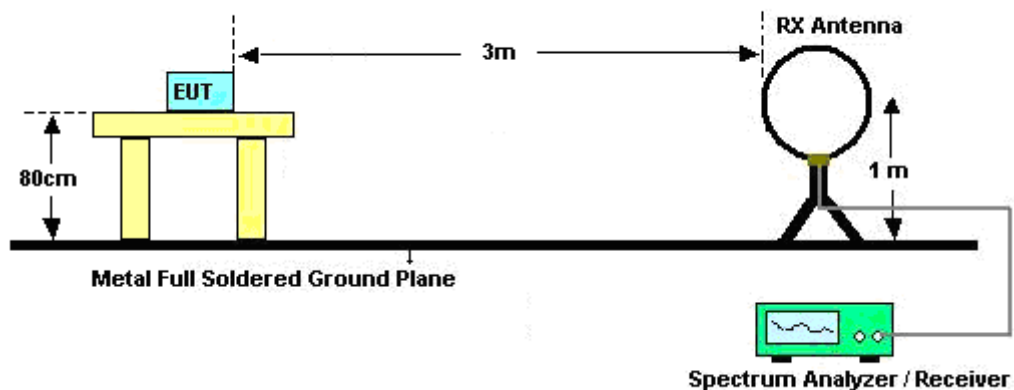
3.4.3 Test Procedures

1. The testing follows FCC KDB 789033 D02 General UNII Test Procedures New Rules v02r01. Section G) Unwanted emissions measurement.
 - (1) Procedure for Unwanted Emissions Measurements Below 1000MHz
 - RBW = 120 kHz
 - VBW = 300 kHz
 - Detector = Peak
 - Trace mode = max hold
 - (2) Procedure for Peak Unwanted Emissions Measurements Above 1000 MHz
 - RBW = 1 MHz
 - VBW ≥ 3 MHz
 - Detector = Peak
 - Sweep time = auto
 - Trace mode = max hold
 - (3) Procedures for Average Unwanted Emissions Measurements Above 1000MHz
 - RBW = 1 MHz
 - VBW = 10 Hz, when duty cycle is no less than 98 percent.
 - VBW ≥ 1/T, when duty cycle is less than 98 percent where T is the minimum transmission duration over which the transmitter is on and is transmitting at its maximum power control level for the tested mode of operation.

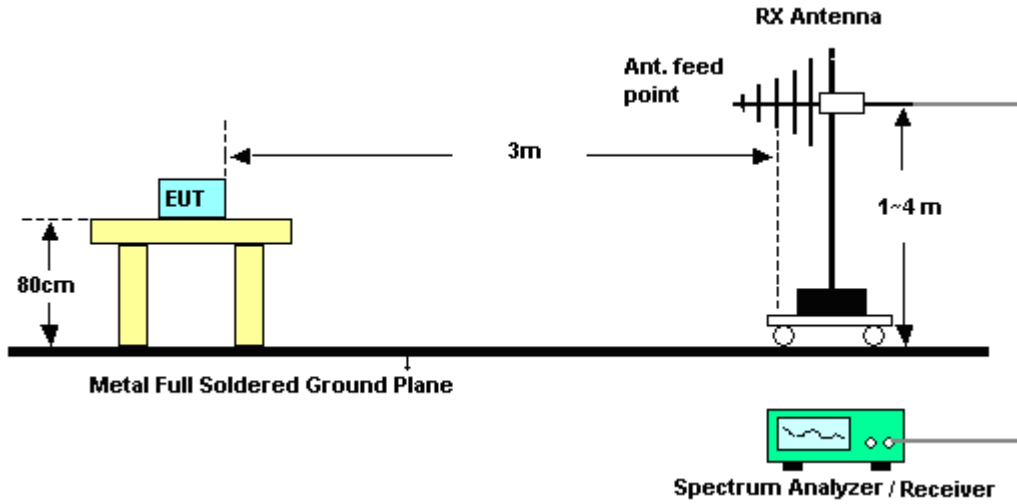
2. The EUT was placed on a turntable with 0.8 meter for frequency below 1GHz and 1.5 meter for frequency above 1GHz respectively above ground.
3. The EUT was set 3 meters from the interference receiving antenna which was mounted on the top of a variable height antenna tower.
4. The antenna is a broadband antenna and its height is adjusted between one meter and four meters above ground to find the maximum value of the field strength for both horizontal polarization and vertical polarization of the antenna.
5. For each suspected emission, the EUT was arranged to its worst case and then adjust the antenna tower (from 1 m to 4 m) and turntable (from 0 degree to 360 degrees) to find the maximum reading.
6. For testing below 1GHz, if the emission level of the EUT in peak mode was 3 dB lower than the limit specified, then peak values of EUT will be reported, otherwise, the emissions will be repeated one by one using the CISPR quasi-peak method and reported.
7. For testing above 1GHz, the emission level of the EUT in peak mode was 20dB lower than average limit (that means the emission level in average mode also complies with the limit in average mode), then peak values of EUT will be reported, otherwise, the emissions will be measured in average mode again and reported.

3.4.4 Test Setup

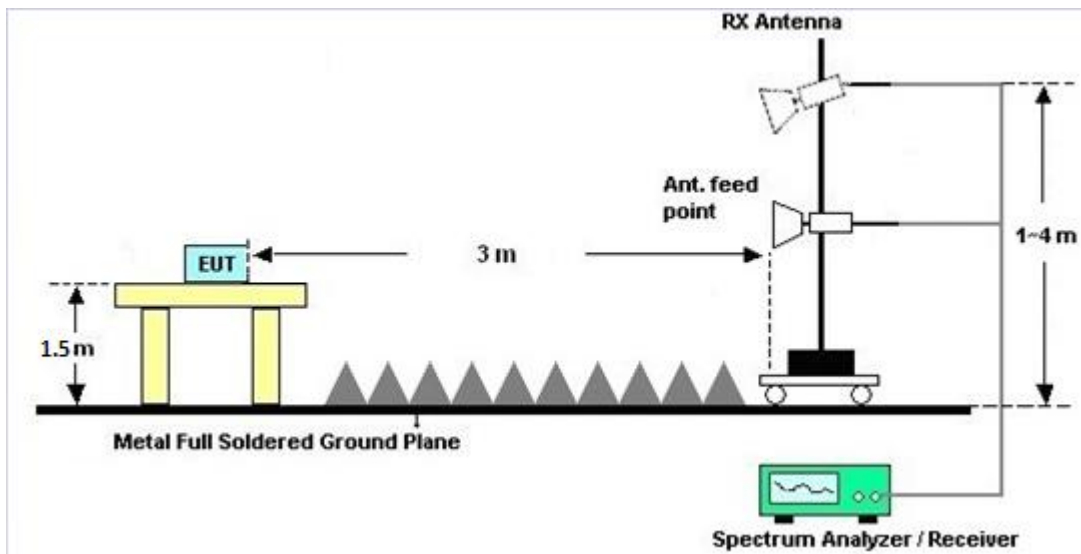
For radiated emissions below 30MHz



For radiated emissions from 30MHz to 1GHz



For radiated emissions above 1GHz





3.4.5 Test Results of Radiated Spurious Emissions (9 kHz ~ 30 MHz)

The low frequency, which started from 9 kHz to 30MHz, was pre-scanned and the result which was 20dB lower than the limit line was not reported.

There is a comparison data of both open-field test site and alternative test site - semi-Anechoic chamber according to 414788 D01 Radiated Test Site v01r01, and the result came out very similar.

3.4.6 Test Result of Radiated Spurious at Band Edges

Please refer to Appendix C and D.

3.4.7 Duty Cycle

Please refer to Appendix E.

3.4.8 Test Result of Radiated Spurious Emissions (30MHz ~ 10th Harmonic)

Please refer to Appendix C and D.



3.5 AC Conducted Emission Measurement

3.5.1 Limit of AC Conducted Emission

For equipment that is designed to be connected to the public utility (AC) power line, the radio frequency voltage that is conducted back onto the AC power line on any frequency or frequencies within the band 150 kHz to 30 MHz shall not exceed the limits in the following table.

| Frequency of emission (MHz) | Conducted limit (dB μ V) | |
|-----------------------------|------------------------------|-----------|
| | Quasi-peak | Average |
| 0.15-0.5 | 66 to 56* | 56 to 46* |
| 0.5-5 | 56 | 46 |
| 5-30 | 60 | 50 |

*Decreases with the logarithm of the frequency.

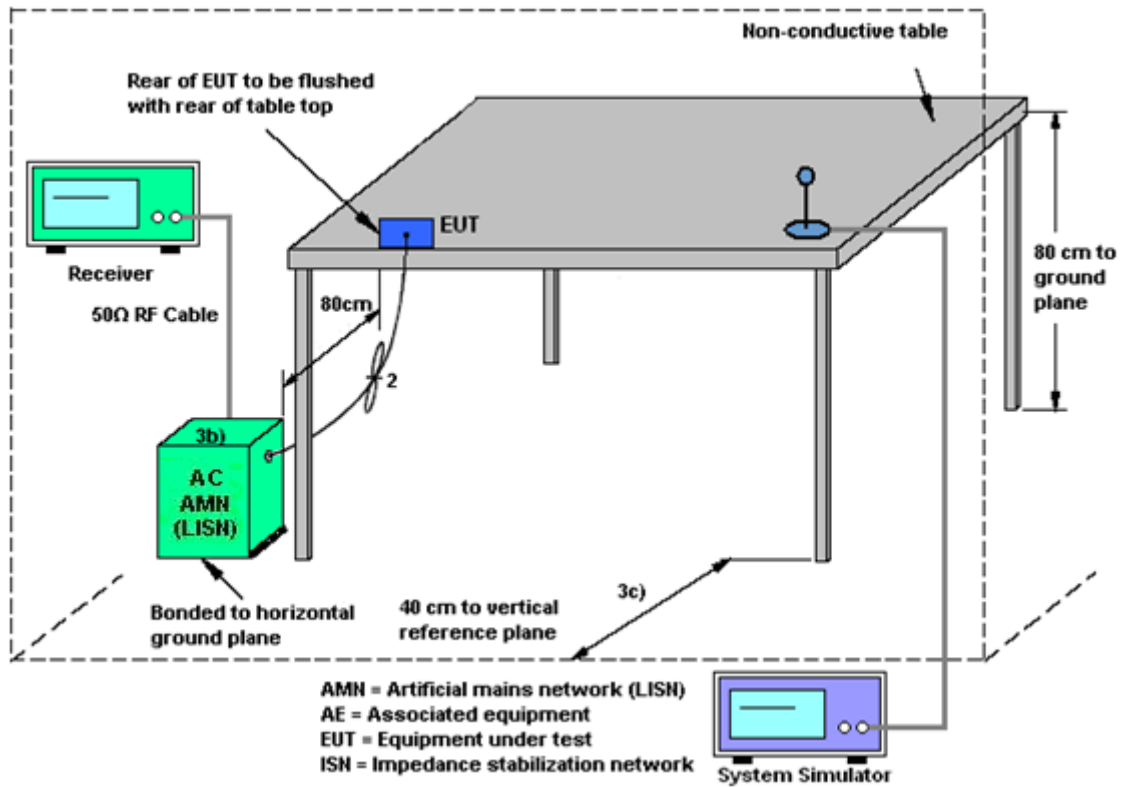
3.5.2 Measuring Instruments

See list of measuring equipment of this test report.

3.5.3 Test Procedures

1. The EUT was placed 0.4 meter from the conducting wall of the shielding room was kept at least 80 centimeters from any other grounded conducting surface.
2. Connect EUT to the power mains through a line impedance stabilization network (LISN).
3. All the support units are connecting to the other LISN.
4. The LISN provides 50 ohm coupling impedance for the measuring instrument.
5. The FCC states that a 50 ohm, 50 microhenry LISN should be used.
6. Both sides of AC line were checked for maximum conducted interference.
7. The frequency range from 150 kHz to 30 MHz was searched.
8. Set the test-receiver system to Peak Detect Function and specified bandwidth with Maximum Hold Mode.

3.5.4 Test Setup



3.5.5 Test Result of AC Conducted Emission

Please refer to Appendix B.



3.6 Automatically Discontinue Transmission

3.6.1 Limit of Automatically Discontinue Transmission

The device shall automatically discontinue transmission in case of either absence of information to transmit or operational failure. These provisions are not intended to preclude the transmission of control or signaling information or the use of repetitive codes used by certain digital technologies to complete frame or burst intervals. Applicants shall include in their application for equipment authorization to describe how this requirement is met.

3.6.2 Measuring Instruments

See list of measuring equipment of this test report.

3.6.3 Test Result of Automatically Discontinue Transmission

While the EUT is not transmitting any information, the EUT can automatically discontinue transmission and become standby mode for power saving. The EUT can detect the controlling signal of ACK message transmitting from remote device and verify whether it shall resend or discontinue transmission.



3.7 Antenna Requirements

3.7.1 Standard Applicable

If transmitting antenna directional gain is greater than 6 dBi, both the peak transmit power and the peak power spectral density shall be reduced by the amount in dB that the directional gain of the antenna exceeds 6 dBi.

3.7.2 Antenna Anti-Replacement Construction

An embedded-in antenna design is used.

3.7.3 Antenna Gain

The antenna peak gain of EUT is less than 6 dBi. Therefore, it is not necessary to reduce maximum peak output power limit.



4 List of Measuring Equipment

| Instrument | Manufacturer | Model No. | Serial No. | Characteristics | Calibration Date | Test Date | Due Date | Remark |
|-----------------------|-------------------|--------------------------------------|--------------------|----------------------|------------------|---------------------------------|---------------|--------------------------|
| Power Sensor | DARE | RPR3006W | 13100030S NO32 | 9kHz~6GHz | Dec. 03, 2018 | Jul. 27, 2019~ Aug. 06, 2019 | Dec. 02, 2019 | Conducted (TH05-HY) |
| Spectrum Analyzer | Rohde & Schwarz | FSP40 | 100057 | 9kHz-40GHz | Nov. 21, 2018 | Jul. 27, 2019~ Aug. 06, 2019 | Nov. 20, 2019 | Conducted (TH05-HY) |
| Switch Box & RF Cable | Burgeon | ETF-058 | EC120838 2 | N/A | Mar. 27, 2019 | Jul. 27, 2019~ Aug. 06, 2019 | Mar. 26, 2020 | Conducted (TH05-HY) |
| Preamplifier | EMEC | EM18G40G | 060715 | 18GHz ~ 40GHz | Dec. 06, 2018 | Jul. 27, 2019~ Aug. 06, 2019 | Dec. 05, 2019 | Radiation (03CH11-HY) |
| Amplifier | SONOMA | 310N | 187312 | 9kHz~1GHz | Dec. 04, 2018 | Jul. 27, 2019~ Aug. 06, 2019 | Dec. 03, 2019 | Radiation (03CH11-HY) |
| Bilog Antenna | TESEQ | CBL 6111D&N -6-06 | 35414&AT- N0602 | 30MHz~1GHz | Oct. 13, 2018 | Jul. 27, 2019~ Aug. 06, 2019 | Oct. 12, 2019 | Radiation (03CH11-HY) |
| Horn Antenna | SCHWARZBE CK | BBHA 9120 D | 9120D-132 6 | 1GHz ~ 18GHz | Oct. 30, 2018 | Jul. 27, 2019~ Aug. 06, 2019 | Oct. 29, 2019 | Radiation (03CH11-HY) |
| Loop Antenna | Rohde & Schwarz | HFH2-Z2 | 100488 | 9 kHz~30 MHz | Nov. 22, 2018 | Jul. 27, 2019~ Aug. 06, 2019 | Nov. 21, 2019 | Radiation (03CH11-HY) |
| Preamplifier | Keysight | 83017A | MY532700 80 | 1GHz~26.5GHz | Nov. 14, 2018 | Jul. 27, 2019~ Aug. 06, 2019 | Nov. 13, 2020 | Radiation (03CH11-HY) |
| Spectrum Analyzer | Keysight | N9010A | MY542004 86 | 10Hz ~ 44GHz | Oct. 19, 2018 | Jul. 27, 2019~ Aug. 06, 2019 | Oct. 18, 2019 | Radiation (03CH11-HY) |
| Antenna Mast | EMEC | AM-BS-4500-B | N/A | 1~4m | N/A | Jul. 27, 2019~ Aug. 06, 2019 | N/A | Radiation (03CH11-HY) |
| Turn Table | EMEC | TT 2000 | N/A | 0~360 Degree | N/A | Jul. 27, 2019~ Aug. 06, 2019 | N/A | Radiation (03CH11-HY) |
| Preamplifier | MITEQ | AMF-7D-00101 800-30-10P | 1590074 | 1GHz~18GHz | May 20, 2019 | Jul. 27, 2019~ Aug. 06, 2019 | May 19, 2020 | Radiation (03CH11-HY) |
| SHF-EHF Horn Antenna | SCHWARZBE CK | BBHA 9170 | BBHA9170 584 | 18GHz- 40GHz | Dec. 05, 2018 | Jul. 27, 2019~ Aug. 06, 2019 | Dec. 04, 2019 | Radiation (03CH11-HY) |
| EMI Test Receiver | Keysight | N9038A(MXE) | MY541300 85 | N/A | Nov. 01, 2018 | Jul. 27, 2019~ Aug. 06, 2019 | Oct. 31, 2019 | Radiation (03CH11-HY) |
| Software | Audix | E3 6.2009-8-24 | RK-00104 2 | N/A | N/A | Jul. 27, 2019~ Aug. 06, 2019 | N/A | Radiation (03CH11-HY) |
| RF Cable | HUBER + SUHNER | SUCOFLEX 104 | MY9837/4 PE | 9kHz-30MHz | Mar. 13, 2019 | Jul. 27, 2019~ Aug. 06, 2019 | Mar. 12, 2020 | Radiation (03CH11-HY) |
| RF Cable | HUBER + SUHNER | SUCOFLEX 102 | MY2859/2 | 30MHz-40GHz | Mar. 13, 2019 | Jul. 27, 2019~ Aug. 06, 2019 | Mar. 12, 2020 | Radiation (03CH11-HY) |
| RF Cable | HUBER + SUHNER | SUCOFLEX 104 | MY9837/4 PE | 30M-18G | Mar. 13, 2019 | Jul. 27, 2019~ Aug. 06, 2019 | Mar. 12, 2020 | Radiation (03CH11-HY) |
| RF Cable | HUBER + SUHNER | SUCOFLEX 102 | MY4274/2 | 30MHz-40GHz | Mar. 13, 2019 | Jul. 27, 2019~ Aug. 06, 2019 | Mar. 12, 2020 | Radiation (03CH11-HY) |
| Filter | Wainwright | WLK4-1000-15 30-8000-40SS | SN11 | 1G Low Pass | Sep. 16, 2018 | Jul. 27, 2019~ Aug. 06, 2019 | Sep. 17, 2019 | Radiation (03CH11-HY) |
| Filter | Wainwright | WHKX8-5872. 5-6750-18000- 40ST | SN3 | 6.75GHz High Pass | Sep. 17, 2018 | Jul. 27, 2019~ Aug. 06, 2019 | Sep. 16, 2019 | Radiation (03CH11-HY) |
| AC Power Source | ChainTek | APC-1000W | N/A | N/A | N/A | Jul. 29, 2019 | N/A | Conduction (CO05-HY) |
| EMI Test Receiver | Rohde & Schwarz | ESR3 | 102388 | 9kHz~3.6GHz | Nov. 12, 2018 | Jul. 29, 2019 | Nov. 11, 2019 | Conduction (CO05-HY) |
| LISN | Rohde & Schwarz | ENV216 | 100080 | 9kHz~30MHz | Nov. 14, 2018 | Jul. 29, 2019 | Nov. 13, 2019 | Conduction (CO05-HY) |
| LISN | Rohde & Schwarz | ENV216 | 100081 | 9kHz~30MHz | Nov. 09, 2018 | Jul. 29, 2019 | Nov. 08, 2019 | Conduction (CO05-HY) |
| Software | Rohde & Schwarz | EMC32 V10.30 | N/A | N/A | N/A | Jul. 29, 2019 | N/A | Conduction (CO05-HY) |
| LF Cable | HUBER + SUHNER | RG-214/U | LF01 | N/A | Dec. 31, 2018 | Jul. 29, 2019 | Dec. 30, 2019 | Conduction (CO05-HY) |
| Pulse Limiter | Rohde & Schwarz | ESH3-Z2 | 100851 | N/A | Dec. 31, 2018 | Jul. 29, 2019 | Dec. 30, 2019 | Conduction (CO05-HY) |



5 Uncertainty of Evaluation

Uncertainty of Conducted Emission Measurement (150kHz ~ 30MHz)

| | |
|---|-----|
| Measuring Uncertainty for a Level of Confidence of 95% ($U = 2Uc(y)$) | 2.2 |
|---|-----|

Uncertainty of Radiated Emission Measurement (30 MHz ~ 1000 MHz)

| | |
|---|-----|
| Measuring Uncertainty for a Level of Confidence of 95% ($U = 2Uc(y)$) | 5.2 |
|---|-----|

Uncertainty of Radiated Emission Measurement (1000 MHz ~ 18000 MHz)

| | |
|---|-----|
| Measuring Uncertainty for a Level of Confidence of 95% ($U = 2Uc(y)$) | 5.5 |
|---|-----|

Uncertainty of Radiated Emission Measurement (18000 MHz ~ 40000 MHz)

| | |
|---|-----|
| Measuring Uncertainty for a Level of Confidence of 95% ($U = 2Uc(y)$) | 5.2 |
|---|-----|

Appendix A. Test Result of Conducted Test Items

| | | | | |
|----------------|-----------------|--------------------|-------|----|
| Test Engineer: | Hank Hsu | Temperature: | 21~25 | °C |
| Test Date: | 2019/7/26~08/06 | Relative Humidity: | 51~54 | % |
| TX Tool | QRCT V4.0-00093 | TX Tool Version | | |

TEST RESULTS DATA
26dB and 99% OBW

| Band I | | | | | | | | | | |
|--------|-----------|-----|-----|-------------|---------------------|-----------------------|------------------------------------|-----------------------------------|--|------|
| Mod. | Data Rate | NTX | CH. | Freq. (MHz) | 99% Bandwidth (MHz) | 26 dB Bandwidth (MHz) | IC 99% Bandwidth Power Limit (dBm) | IC 99% Bandwidth EIRP Limit (dBm) | | Note |
| | | | | | Ant 1 | Ant 1 | Ant 1 | Ant 1 | | |
| 11a | 6Mbps | 1 | 36 | 5180 | 16.85 | 25.40 | - | 22.27 | | |
| 11a | 6Mbps | 1 | 44 | 5220 | 16.75 | 25.90 | - | 22.24 | | |
| 11a | 6Mbps | 1 | 48 | 5240 | 16.85 | 25.30 | - | 22.27 | | |
| VHT20 | MCS0 | 1 | 36 | 5180 | 17.90 | 25.75 | - | 22.53 | | |
| VHT20 | MCS0 | 1 | 44 | 5220 | 17.95 | 25.40 | - | 22.54 | | |
| VHT20 | MCS0 | 1 | 48 | 5240 | 17.90 | 25.60 | - | 22.53 | | |
| VHT40 | MCS0 | 1 | 38 | 5190 | 36.50 | 41.76 | - | 23.01 | | |
| VHT40 | MCS0 | 1 | 46 | 5230 | 36.60 | 41.76 | - | 23.01 | | |
| VHT80 | MCS0 | 1 | 42 | 5210 | 76.92 | 84.39 | - | 23.01 | | |

TEST RESULTS DATA
Average Power Table

| FCC Band I | | | | | | | | | | |
|------------|-----------|-----|-----|-------------|-------------------------------|-----|---------------------------------|-------|----------|-----------|
| Mod. | Data Rate | NTX | CH. | Freq. (MHz) | Average Conducted Power (dBm) | | FCC Conducted Power Limit (dBm) | | DG (dBi) | Pass/Fail |
| | | | | | Ant 1 | SUM | Ant 1 | Ant 1 | | |
| 11a | 6Mbps | 1 | 36 | 5180 | 11.70 | | 24.00 | 0.80 | | Pass |
| 11a | 6Mbps | 1 | 44 | 5220 | 11.80 | | 24.00 | 0.80 | | Pass |
| 11a | 6Mbps | 1 | 48 | 5240 | 11.80 | | 24.00 | 0.80 | | Pass |
| HT20 | MCS0 | 1 | 36 | 5180 | 11.70 | | 24.00 | 0.80 | | Pass |
| HT20 | MCS0 | 1 | 44 | 5220 | 11.80 | | 24.00 | 0.80 | | Pass |
| HT20 | MCS0 | 1 | 48 | 5240 | 11.80 | | 24.00 | 0.80 | | Pass |
| HT40 | MCS0 | 1 | 38 | 5190 | 11.70 | | 24.00 | 0.80 | | Pass |
| HT40 | MCS0 | 1 | 46 | 5230 | 11.80 | | 24.00 | 0.80 | | Pass |
| VHT20 | MCS0 | 1 | 36 | 5180 | 11.80 | | 24.00 | 0.80 | | Pass |
| VHT20 | MCS0 | 1 | 44 | 5220 | 11.90 | | 24.00 | 0.80 | | Pass |
| VHT20 | MCS0 | 1 | 48 | 5240 | 11.90 | | 24.00 | 0.80 | | Pass |
| VHT40 | MCS0 | 1 | 38 | 5190 | 11.80 | | 24.00 | 0.80 | | Pass |
| VHT40 | MCS0 | 1 | 46 | 5230 | 11.90 | | 24.00 | 0.80 | | Pass |
| VHT80 | MCS0 | 1 | 42 | 5210 | 11.80 | | 24.00 | 0.80 | | Pass |

TEST RESULTS DATA
Power Spectral Density

| FCC Band I | | | | | | | | | | | | |
|------------|-----------|-----|-----|-------------|------------------|-------|---------------------------------|-------|-----------------------------|------|----------|------------|
| Mod. | Data Rate | NTX | CH. | Freq. (MHz) | Duty Factor (dB) | | Average Power Density (dBm/MHz) | | Average PSD Limit (dBm/MHz) | | DG (dBi) | Pass /Fail |
| | | | | | Ant 1 | Ant 1 | SUM | Ant 1 | Ant 1 | | | |
| 11a | 6Mbps | 1 | 36 | 5180 | 0.00 | 3.49 | | | 11.00 | 0.80 | | Pass |
| 11a | 6Mbps | 1 | 44 | 5220 | 0.00 | 3.71 | | | 11.00 | 0.80 | | Pass |
| 11a | 6Mbps | 1 | 48 | 5240 | 0.00 | 3.40 | | | 11.00 | 0.80 | | Pass |
| VHT20 | MCS0 | 1 | 36 | 5180 | 0.00 | 3.60 | | | 11.00 | 0.80 | | Pass |
| VHT20 | MCS0 | 1 | 44 | 5220 | 0.00 | 3.43 | | | 11.00 | 0.80 | | Pass |
| VHT20 | MCS0 | 1 | 48 | 5240 | 0.00 | 3.80 | | | 11.00 | 0.80 | | Pass |
| VHT40 | MCS0 | 1 | 38 | 5190 | 0.00 | -0.31 | | | 11.00 | 0.80 | | Pass |
| VHT40 | MCS0 | 1 | 46 | 5230 | 0.00 | 0.22 | | | 11.00 | 0.80 | | Pass |
| VHT80 | MCS0 | 1 | 42 | 5210 | 0.00 | -2.68 | | | 11.00 | 0.80 | | Pass |

TEST RESULTS DATA
26dB and 99% OBW

| Band II | | | | | | | | | | |
|---------|-----------|-----|-----|-------------|---------------------|-----------------------|------------------------------------|-----------------------------------|--------------------------------------|------|
| Mod. | Data Rate | NTX | CH. | Freq. (MHz) | 99% Bandwidth (MHz) | 26 dB Bandwidth (MHz) | IC 99% Bandwidth Power Limit (dBm) | IC 99% Bandwidth EIRP Limit (dBm) | FCC 26dB Bandwidth Power Limit (dBm) | Note |
| | | | | | Ant 1 | Ant 1 | Ant 1 | Ant 1 | Ant 1 | |
| 11a | 6Mbps | 1 | 52 | 5260 | 16.75 | 24.90 | 23.24 | 29.24 | 23.98 | |
| 11a | 6Mbps | 1 | 60 | 5300 | 16.80 | 25.75 | 23.25 | 29.25 | 23.98 | |
| 11a | 6Mbps | 1 | 64 | 5320 | 16.85 | 25.40 | 23.27 | 29.27 | 23.98 | |
| VHT20 | MCS0 | 1 | 52 | 5260 | 17.90 | 25.70 | 23.53 | 29.53 | 23.98 | |
| VHT20 | MCS0 | 1 | 60 | 5300 | 17.90 | 25.35 | 23.53 | 29.53 | 23.98 | |
| VHT20 | MCS0 | 1 | 64 | 5320 | 17.85 | 25.71 | 23.52 | 29.52 | 23.98 | |
| VHT40 | MCS0 | 1 | 54 | 5270 | 36.60 | 41.90 | 23.98 | 30.00 | 23.98 | |
| VHT40 | MCS0 | 1 | 62 | 5310 | 36.60 | 41.94 | 23.98 | 30.00 | 23.98 | |
| VHT80 | MCS0 | 1 | 58 | 5290 | 76.80 | 84.03 | 23.98 | 30.00 | 23.98 | |

TEST RESULTS DATA
Average Power Table

| FCC Band II | | | | | | | | | | |
|-------------|-----------|-----|-----|-------------|-------------------------------|-----|---------------------------------|----------|------------------------|-----------|
| Mod. | Data Rate | NTX | CH. | Freq. (MHz) | Average Conducted Power (dBm) | | FCC Conducted Power Limit (dBm) | DG (dBi) | EIRP Power Limit (dBm) | Pass/Fail |
| | | | | | Ant 1 | SUM | Ant 1 | Ant 1 | | |
| 11a | 6Mbps | 1 | 52 | 5260 | 11.60 | | 23.98 | 0.80 | 26.9897 | Pass |
| 11a | 6Mbps | 1 | 60 | 5300 | 11.80 | | 23.98 | 0.80 | 26.9897 | Pass |
| 11a | 6Mbps | 1 | 64 | 5320 | 11.60 | | 23.98 | 0.80 | 26.9897 | Pass |
| HT20 | MCS0 | 1 | 52 | 5260 | 11.60 | | 23.98 | 0.80 | 26.9897 | Pass |
| HT20 | MCS0 | 1 | 60 | 5300 | 11.80 | | 23.98 | 0.80 | 26.9897 | Pass |
| HT20 | MCS0 | 1 | 64 | 5320 | 11.60 | | 23.98 | 0.80 | 26.9897 | Pass |
| HT40 | MCS0 | 1 | 54 | 5270 | 11.60 | | 23.98 | 0.80 | 26.9897 | Pass |
| HT40 | MCS0 | 1 | 62 | 5310 | 11.80 | | 23.98 | 0.80 | 26.9897 | Pass |
| VHT20 | MCS0 | 1 | 52 | 5260 | 11.70 | | 23.98 | 0.80 | 26.9897 | Pass |
| VHT20 | MCS0 | 1 | 60 | 5300 | 11.90 | | 23.98 | 0.80 | 26.9897 | Pass |
| VHT20 | MCS0 | 1 | 64 | 5320 | 11.70 | | 23.98 | 0.80 | 26.9897 | Pass |
| VHT40 | MCS0 | 1 | 54 | 5270 | 11.70 | | 23.98 | 0.80 | 26.9897 | Pass |
| VHT40 | MCS0 | 1 | 62 | 5310 | 11.90 | | 23.98 | 0.80 | 26.9897 | Pass |
| VHT80 | MCS0 | 1 | 58 | 5290 | 11.60 | | 23.98 | 0.80 | 26.9897 | Pass |

TEST RESULTS DATA
Power Spectral Density

| Band II | | | | | | | | | | | | |
|---------|-----------|-----------------|-----|-------------|------------------|-------|---------------------------------|-------|-----------------------------|------|----------|------------|
| Mod. | Data Rate | N _{TX} | CH. | Freq. (MHz) | Duty Factor (dB) | | Average Power Density (dBm/MHz) | | Average PSD Limit (dBm/MHz) | | DG (dBi) | Pass /Fail |
| | | | | | Ant 1 | Ant 1 | SUM | Ant 1 | Ant 1 | | | |
| 11a | 6Mbps | 1 | 52 | 5260 | 0.00 | 3.44 | | | 11.00 | 0.80 | | Pass |
| 11a | 6Mbps | 1 | 60 | 5300 | 0.00 | 3.59 | | | 11.00 | 0.80 | | Pass |
| 11a | 6Mbps | 1 | 64 | 5320 | 0.00 | 3.65 | | | 11.00 | 0.80 | | Pass |
| VHT20 | MCS0 | 1 | 52 | 5260 | 0.00 | 3.28 | | | 11.00 | 0.80 | | Pass |
| VHT20 | MCS0 | 1 | 60 | 5300 | 0.00 | 3.46 | | | 11.00 | 0.80 | | Pass |
| VHT20 | MCS0 | 1 | 64 | 5320 | 0.00 | 3.22 | | | 11.00 | 0.80 | | Pass |
| VHT40 | MCS0 | 1 | 54 | 5270 | 0.00 | -0.24 | | | 11.00 | 0.80 | | Pass |
| VHT40 | MCS0 | 1 | 62 | 5310 | 0.00 | -0.29 | | | 11.00 | 0.80 | | Pass |
| VHT80 | MCS0 | 1 | 58 | 5290 | 0.00 | -2.57 | | | 11.00 | 0.80 | | Pass |

TEST RESULTS DATA
26dB and 99% OBW

| Band III | | | | | | | | | | |
|----------|-----------|-----|-----|-------------|---------------------------------|-----------------------------------|------------------------------------|-----------------------------------|--------------------------------------|---|
| Mod. | Data Rate | NTX | CH. | Freq. (MHz) | 99% Bandwidth In U-NII 2C (MHz) | 26 dB Bandwidth In U-NII 2C (MHz) | IC 99% Bandwidth Power Limit (dBm) | IC 99% Bandwidth EIRP Limit (dBm) | FCC 26dB Bandwidth Power Limit (dBm) | 6 dB Bandwidth for Straddle Channel (MHz) |
| | | | | | Ant 1 | Ant 1 | Ant 1 | Ant 1 | Ant 1 | Ant 1 |
| 11a | 6Mbps | 1 | 100 | 5500 | 16.75 | 25.00 | 23.24 | 29.24 | 23.98 | ---- |
| 11a | 6Mbps | 1 | 116 | 5580 | 16.75 | 25.25 | 23.24 | 29.24 | 23.98 | ---- |
| 11a | 6Mbps | 1 | 140 | 5700 | 16.80 | 25.20 | 23.25 | 29.25 | 23.98 | ---- |
| VHT20 | MCS0 | 1 | 100 | 5500 | 17.90 | 25.55 | 23.53 | 29.53 | 23.98 | ---- |
| VHT20 | MCS0 | 1 | 116 | 5580 | 17.85 | 25.41 | 23.52 | 29.52 | 23.98 | ---- |
| VHT20 | MCS0 | 1 | 140 | 5700 | 17.90 | 26.40 | 23.53 | 29.53 | 23.98 | ---- |
| VHT40 | MCS0 | 1 | 102 | 5510 | 36.60 | 41.76 | 23.98 | 30.00 | 23.98 | ---- |
| VHT40 | MCS0 | 1 | 110 | 5550 | 36.50 | 41.76 | 23.98 | 30.00 | 23.98 | ---- |
| VHT40 | MCS0 | 1 | 134 | 5670 | 36.60 | 41.96 | 23.98 | 30.00 | 23.98 | ---- |
| VHT80 | MCS0 | 1 | 106 | 5530 | 76.68 | 83.84 | 23.98 | 30.00 | 23.98 | ---- |

TEST RESULTS DATA
Average Power Table

| FCC Band III | | | | | | | | | | | |
|--------------|-----------|-----|-----|-------------|-------------------------------|-----|---------------------------------|-------|----------|------------------------|-----------|
| Mod. | Data Rate | NTX | CH. | Freq. (MHz) | Average Conducted Power (dBm) | | FCC Conducted Power Limit (dBm) | | DG (dBi) | EIRP Power Limit (dBm) | Pass/Fail |
| | | | | | Ant 1 | SUM | Ant 1 | Ant 1 | | | |
| 11a | 6Mbps | 1 | 100 | 5500 | 11.70 | | 23.98 | -0.70 | 26.99 | Pass | |
| 11a | 6Mbps | 1 | 116 | 5580 | 11.80 | | 23.98 | -0.70 | 26.99 | Pass | |
| 11a | 6Mbps | 1 | 140 | 5700 | 11.80 | | 23.98 | -0.70 | 26.99 | Pass | |
| HT20 | MCS0 | 1 | 100 | 5500 | 11.70 | | 23.98 | -0.70 | 26.99 | Pass | |
| HT20 | MCS0 | 1 | 116 | 5580 | 11.80 | | 23.98 | -0.70 | 26.99 | Pass | |
| HT20 | MCS0 | 1 | 140 | 5700 | 11.80 | | 23.98 | -0.70 | 26.99 | Pass | |
| HT40 | MCS0 | 1 | 102 | 5510 | 11.60 | | 23.98 | -0.70 | 26.99 | Pass | |
| HT40 | MCS0 | 1 | 110 | 5550 | 11.50 | | 23.98 | -0.70 | 26.99 | Pass | |
| HT40 | MCS0 | 1 | 134 | 5670 | 11.80 | | 23.98 | -0.70 | 26.99 | Pass | |
| VHT20 | MCS0 | 1 | 100 | 5500 | 11.80 | | 23.98 | -0.70 | 26.99 | Pass | |
| VHT20 | MCS0 | 1 | 116 | 5580 | 11.90 | | 23.98 | -0.70 | 26.99 | Pass | |
| VHT20 | MCS0 | 1 | 140 | 5700 | 11.90 | | 23.98 | -0.70 | 26.99 | Pass | |
| VHT40 | MCS0 | 1 | 102 | 5510 | 11.70 | | 23.98 | -0.70 | 26.99 | Pass | |
| VHT40 | MCS0 | 1 | 110 | 5550 | 11.60 | | 23.98 | -0.70 | 26.99 | Pass | |
| VHT40 | MCS0 | 1 | 134 | 5670 | 11.90 | | 23.98 | -0.70 | 26.99 | Pass | |
| VHT80 | MCS0 | 1 | 106 | 5530 | 11.90 | | 23.98 | -0.70 | 26.99 | Pass | |

TEST RESULTS DATA
Power Spectral Density

| Band III | | | | | | | | | | | |
|----------|-----------|-----|-----|-------------|------------------|---------------------------------|-----|-----------------------------|-------|----------|------------|
| Mod. | Data Rate | NTX | CH. | Freq. (MHz) | Duty Factor (dB) | Average Power Density (dBm/MHz) | | Average PSD Limit (dBm/MHz) | | DG (dBi) | Pass /Fail |
| | | | | | Ant 1 | Ant 1 | SUM | Ant 1 | Ant 1 | | |
| 11a | 6Mbps | 1 | 100 | 5500 | 0.00 | 3.13 | | 11.00 | -0.70 | | Pass |
| 11a | 6Mbps | 1 | 116 | 5580 | 0.00 | 3.56 | | 11.00 | -0.70 | | Pass |
| 11a | 6Mbps | 1 | 140 | 5700 | 0.00 | 3.31 | | 11.00 | -0.70 | | Pass |
| VHT20 | MCS0 | 1 | 100 | 5500 | 0.00 | 3.27 | | 11.00 | -0.70 | | Pass |
| VHT20 | MCS0 | 1 | 116 | 5580 | 0.00 | 3.41 | | 11.00 | -0.70 | | Pass |
| VHT20 | MCS0 | 1 | 140 | 5700 | 0.00 | 3.20 | | 11.00 | -0.70 | | Pass |
| VHT40 | MCS0 | 1 | 102 | 5510 | 0.00 | -0.41 | | 11.00 | -0.70 | | Pass |
| VHT40 | MCS0 | 1 | 110 | 5550 | 0.00 | -0.32 | | 11.00 | -0.70 | | Pass |
| VHT40 | MCS0 | 1 | 134 | 5670 | 0.00 | -0.24 | | 11.00 | -0.70 | | Pass |
| VHT80 | MCS0 | 1 | 106 | 5530 | 0.00 | -2.19 | | 11.00 | -0.70 | | Pass |



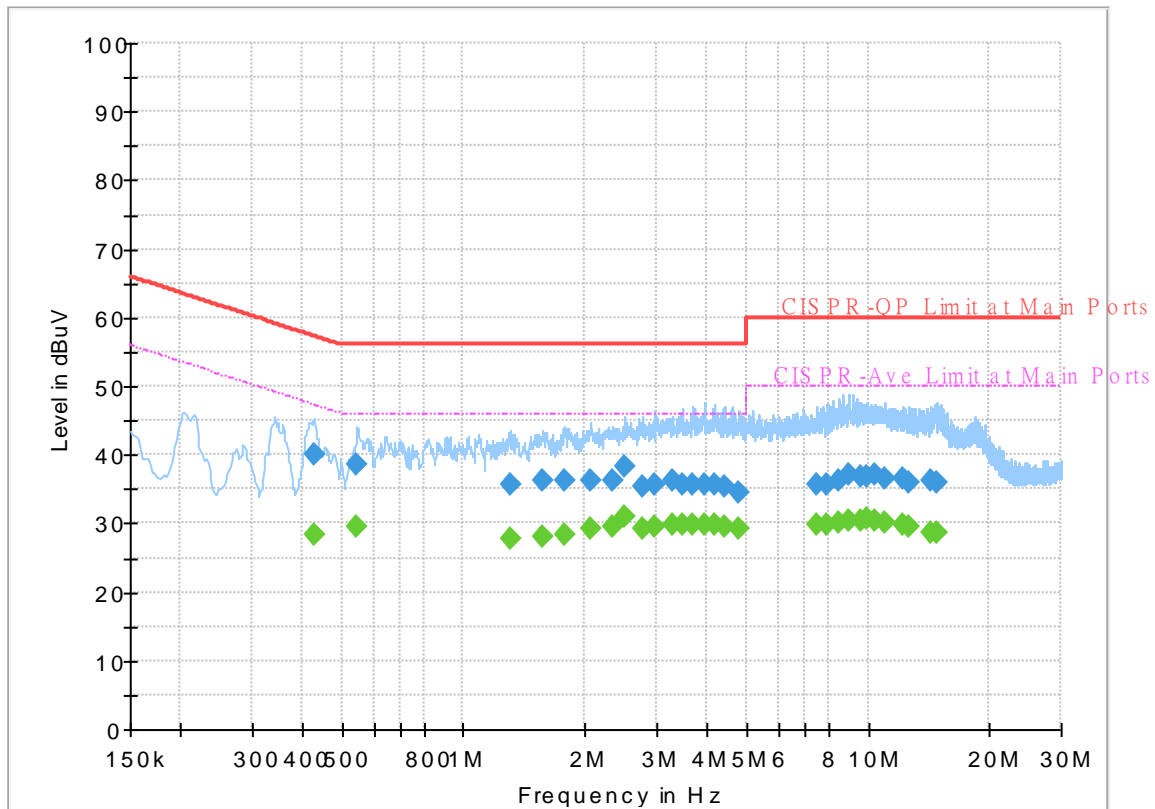
Appendix B. AC Conducted Emission Test Results

| | | | |
|-----------------|-------------|---------------------|---------|
| Test Engineer : | Jimmy Chang | Temperature : | 25~27°C |
| | | Relative Humidity : | 58~60% |

EUT Information

Report NO : 971613
 Test Mode : Mode 1
 Test Voltage : 120Vac/60Hz
 Phase : Line

Full Spectrum



Final_Result

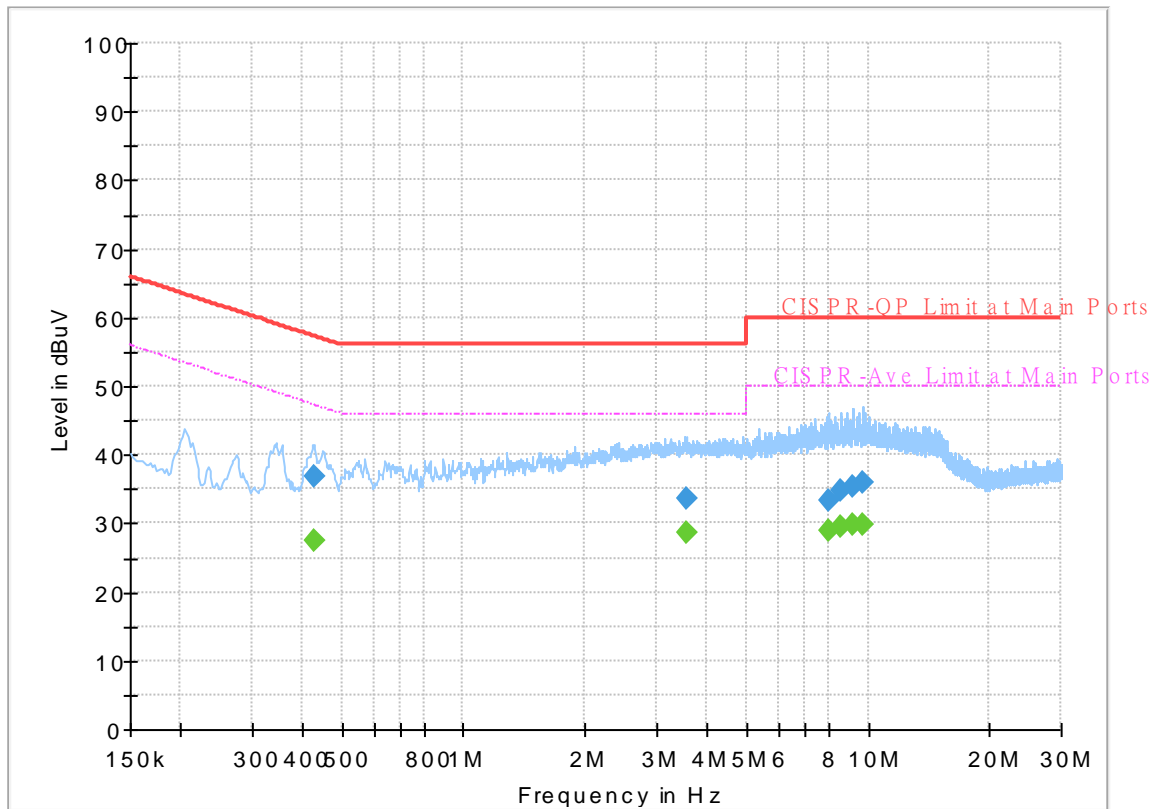
| Frequency (MHz) | QuasiPeak (dBuV) | CAverage (dBuV) | Limit (dBuV) | Margin (dB) | Line | Filter | Corr. (dB) |
|-----------------|------------------|-----------------|--------------|-------------|------|--------|------------|
| 0.426750 | --- | 28.39 | 47.32 | 18.93 | L1 | OFF | 19.4 |
| 0.426750 | 40.02 | --- | 57.32 | 17.30 | L1 | OFF | 19.4 |
| 0.546000 | --- | 29.51 | 46.00 | 16.49 | L1 | OFF | 19.4 |
| 0.546000 | 38.51 | --- | 56.00 | 17.49 | L1 | OFF | 19.4 |
| 1.302000 | --- | 27.91 | 46.00 | 18.09 | L1 | OFF | 19.5 |
| 1.302000 | 35.66 | --- | 56.00 | 20.34 | L1 | OFF | 19.5 |
| 1.563000 | --- | 27.93 | 46.00 | 18.07 | L1 | OFF | 19.5 |
| 1.563000 | 36.17 | --- | 56.00 | 19.83 | L1 | OFF | 19.5 |
| 1.770000 | --- | 28.39 | 46.00 | 17.61 | L1 | OFF | 19.5 |
| 1.770000 | 36.18 | --- | 56.00 | 19.82 | L1 | OFF | 19.5 |
| 2.069250 | --- | 29.33 | 46.00 | 16.67 | L1 | OFF | 19.5 |
| 2.069250 | 36.24 | --- | 56.00 | 19.76 | L1 | OFF | 19.5 |
| 2.334750 | --- | 29.63 | 46.00 | 16.37 | L1 | OFF | 19.5 |
| 2.334750 | 36.30 | --- | 56.00 | 19.70 | L1 | OFF | 19.5 |
| 2.499000 | --- | 30.93 | 46.00 | 15.07 | L1 | OFF | 19.5 |
| 2.499000 | 38.32 | --- | 56.00 | 17.68 | L1 | OFF | 19.5 |
| 2.771250 | --- | 29.28 | 46.00 | 16.72 | L1 | OFF | 19.5 |
| 2.771250 | 35.23 | --- | 56.00 | 20.77 | L1 | OFF | 19.5 |
| 2.978250 | --- | 29.64 | 46.00 | 16.36 | L1 | OFF | 19.5 |
| 2.978250 | 35.61 | --- | 56.00 | 20.39 | L1 | OFF | 19.5 |
| 3.279750 | --- | 29.86 | 46.00 | 16.14 | L1 | OFF | 19.6 |

| | | | | | | | |
|-----------|-------|-------|-------|-------|----|-----|------|
| 3.279750 | 36.20 | --- | 56.00 | 19.80 | L1 | OFF | 19.6 |
| 3.466500 | --- | 29.83 | 46.00 | 16.17 | L1 | OFF | 19.6 |
| 3.466500 | 35.79 | --- | 56.00 | 20.21 | L1 | OFF | 19.6 |
| 3.678000 | --- | 29.72 | 46.00 | 16.28 | L1 | OFF | 19.6 |
| 3.678000 | 35.82 | --- | 56.00 | 20.18 | L1 | OFF | 19.6 |
| 3.952500 | --- | 29.71 | 46.00 | 16.29 | L1 | OFF | 19.6 |
| 3.952500 | 35.60 | --- | 56.00 | 20.40 | L1 | OFF | 19.6 |
| 4.159500 | --- | 29.69 | 46.00 | 16.31 | L1 | OFF | 19.6 |
| 4.159500 | 35.68 | --- | 56.00 | 20.32 | L1 | OFF | 19.6 |
| 4.434000 | --- | 29.49 | 46.00 | 16.51 | L1 | OFF | 19.6 |
| 4.434000 | 35.32 | --- | 56.00 | 20.68 | L1 | OFF | 19.6 |
| 4.816500 | --- | 29.10 | 46.00 | 16.90 | L1 | OFF | 19.6 |
| 4.816500 | 34.62 | --- | 56.00 | 21.38 | L1 | OFF | 19.6 |
| 7.464750 | --- | 29.77 | 50.00 | 20.23 | L1 | OFF | 19.7 |
| 7.464750 | 35.58 | --- | 60.00 | 24.42 | L1 | OFF | 19.7 |
| 7.946250 | --- | 29.92 | 50.00 | 20.08 | L1 | OFF | 19.7 |
| 7.946250 | 35.63 | --- | 60.00 | 24.37 | L1 | OFF | 19.7 |
| 8.436750 | --- | 30.16 | 50.00 | 19.84 | L1 | OFF | 19.8 |
| 8.436750 | 36.12 | --- | 60.00 | 23.88 | L1 | OFF | 19.8 |
| 8.925000 | --- | 30.51 | 50.00 | 19.49 | L1 | OFF | 19.8 |
| 8.925000 | 37.21 | --- | 60.00 | 22.79 | L1 | OFF | 19.8 |
| 9.624750 | --- | 30.50 | 50.00 | 19.50 | L1 | OFF | 19.8 |
| 9.624750 | 36.70 | --- | 60.00 | 23.30 | L1 | OFF | 19.8 |
| 9.969000 | --- | 30.57 | 50.00 | 19.43 | L1 | OFF | 19.8 |
| 9.969000 | 36.83 | --- | 60.00 | 23.17 | L1 | OFF | 19.8 |
| 10.443750 | --- | 30.47 | 50.00 | 19.53 | L1 | OFF | 19.8 |
| 10.443750 | 37.01 | --- | 60.00 | 22.99 | L1 | OFF | 19.8 |
| 11.064750 | --- | 30.25 | 50.00 | 19.75 | L1 | OFF | 19.9 |
| 11.064750 | 36.66 | --- | 60.00 | 23.34 | L1 | OFF | 19.9 |
| 12.142500 | --- | 29.94 | 50.00 | 20.06 | L1 | OFF | 19.9 |
| 12.142500 | 36.59 | --- | 60.00 | 23.41 | L1 | OFF | 19.9 |
| 12.565500 | --- | 29.49 | 50.00 | 20.51 | L1 | OFF | 19.9 |
| 12.565500 | 35.91 | --- | 60.00 | 24.09 | L1 | OFF | 19.9 |
| 14.268750 | --- | 28.79 | 50.00 | 21.21 | L1 | OFF | 20.0 |
| 14.268750 | 36.14 | --- | 60.00 | 23.86 | L1 | OFF | 20.0 |
| 14.829000 | --- | 28.69 | 50.00 | 21.31 | L1 | OFF | 20.0 |
| 14.829000 | 36.02 | --- | 60.00 | 23.98 | L1 | OFF | 20.0 |

EUT Information

Report NO : 971613
 Test Mode : Mode 1
 Test Voltage : 120Vac/60Hz
 Phase : Neutral

Full Spectrum



Final_Result

| Frequency (MHz) | QuasiPeak (dBuV) | CAverage (dBuV) | Limit (dBuV) | Margin (dB) | Line | Filter | Corr. (dB) |
|-----------------|------------------|-----------------|--------------|-------------|------|--------|------------|
| 0.426750 | --- | 27.57 | 47.32 | 19.75 | N | OFF | 19.5 |
| 0.426750 | 36.84 | --- | 57.32 | 20.48 | N | OFF | 19.5 |
| 3.543000 | --- | 28.56 | 46.00 | 17.44 | N | OFF | 19.6 |
| 3.543000 | 33.62 | --- | 56.00 | 22.38 | N | OFF | 19.6 |
| 7.955250 | --- | 28.83 | 50.00 | 21.17 | N | OFF | 19.8 |
| 7.955250 | 33.33 | --- | 60.00 | 26.67 | N | OFF | 19.8 |
| 8.540250 | --- | 29.58 | 50.00 | 20.42 | N | OFF | 19.8 |
| 8.540250 | 34.94 | --- | 60.00 | 25.06 | N | OFF | 19.8 |
| 9.213000 | --- | 29.83 | 50.00 | 20.17 | N | OFF | 19.8 |
| 9.213000 | 35.26 | --- | 60.00 | 24.74 | N | OFF | 19.8 |
| 9.748500 | --- | 29.85 | 50.00 | 20.15 | N | OFF | 19.9 |
| 9.748500 | 35.83 | --- | 60.00 | 24.17 | N | OFF | 19.9 |



Appendix C. Radiated Spurious Emission

| | | | |
|-----------------|--------------------------------|---------------------|------------|
| Test Engineer : | Bill Kuo, Fu Chen, Troye Hsieh | Temperature : | 21.6~26°C |
| | | Relative Humidity : | 54.6~66.3% |

Band 1 - 5150~5250MHz

WIFI 802.11a (Band Edge @ 3m)

| WIFI Ant. 1 | Note | Frequency (MHz) | Level (dBμV/m) | Over Limit (dB) | Limit Line (dBμV/m) | Read Level (dBμV) | Antenna Factor (dB/m) | Path Loss (dB) | Preamp Factor (dB) | Ant Pos (cm) | Table Pos (deg) | Peak Avg. (P/A) | Pol. (H/V) |
|-----------------------------|---------|-------------------|------------------|-------------------|-----------------------|---------------------|-------------------------|------------------|----------------------|----------------|-------------------|-------------------|--------------|
| 802.11a CH 36 5180MHz | | 5138.58 | 52.62 | -21.38 | 74 | 43.84 | 31.88 | 10.02 | 33.12 | 100 | 58 | P | H |
| | | 5147.94 | 41.81 | -12.19 | 54 | 33 | 31.9 | 10.03 | 33.12 | 100 | 58 | A | H |
| | * | 5180 | 99.83 | - | - | 91.16 | 31.72 | 10.07 | 33.12 | 100 | 58 | P | H |
| | * | 5180 | 92.4 | - | - | 83.73 | 31.72 | 10.07 | 33.12 | 100 | 58 | A | H |
| | | 5145.34 | 51.64 | -22.36 | 74 | 42.84 | 31.89 | 10.03 | 33.12 | 354 | 107 | P | V |
| | | 5146.9 | 41.81 | -12.19 | 54 | 33.01 | 31.89 | 10.03 | 33.12 | 354 | 107 | A | V |
| | * | 5180 | 101.18 | - | - | 92.51 | 31.72 | 10.07 | 33.12 | 354 | 107 | P | V |
| | * | 5180 | 93.79 | - | - | 85.12 | 31.72 | 10.07 | 33.12 | 354 | 107 | A | V |
| 802.11a CH 44 5220MHz | | 5091.78 | 51.79 | -22.21 | 74 | 43.17 | 31.77 | 9.97 | 33.12 | 100 | 58 | P | H |
| | | 5104.26 | 41.39 | -12.61 | 54 | 32.72 | 31.81 | 9.98 | 33.12 | 100 | 58 | A | H |
| | * | 5220 | 100.09 | - | - | 91.59 | 31.52 | 10.1 | 33.12 | 100 | 58 | P | H |
| | * | 5220 | 92.39 | - | - | 83.89 | 31.52 | 10.1 | 33.12 | 100 | 58 | A | H |
| | | 5438.95 | 50 | -24 | 74 | 41.22 | 31.68 | 10.21 | 33.11 | 100 | 58 | P | H |
| | | 5454.61 | 40.04 | -13.96 | 54 | 31.2 | 31.72 | 10.23 | 33.11 | 100 | 58 | A | H |
| | | 5080.6 | 52.02 | -21.98 | 74 | 43.46 | 31.72 | 9.96 | 33.12 | 348 | 108 | P | V |
| | | 5121.94 | 41.34 | -12.66 | 54 | 32.62 | 31.84 | 10 | 33.12 | 348 | 108 | A | V |
| | * | 5220 | 101.67 | - | - | 93.17 | 31.52 | 10.1 | 33.12 | 348 | 108 | P | V |
| | * | 5220 | 94.25 | - | - | 85.75 | 31.52 | 10.1 | 33.12 | 348 | 108 | A | V |
| | | 5423.83 | 50.38 | -23.62 | 74 | 41.65 | 31.65 | 10.19 | 33.11 | 348 | 108 | P | V |
| | 5458.39 | 39.92 | -14.08 | 54 | 31.06 | 31.73 | 10.24 | 33.11 | 348 | 108 | A | V | |



| | | | | | | | | | | | | | |
|--------------------------------------|---|---------|--------|--------|----|-------|-------|-------|-------|-----|-----|---|---|
| 802.11a CH 48 5240MHz | | 5122.2 | 51.58 | -22.42 | 74 | 42.86 | 31.84 | 10 | 33.12 | 102 | 58 | P | H |
| | | 5092.3 | 41.4 | -12.6 | 54 | 32.78 | 31.77 | 9.97 | 33.12 | 102 | 58 | A | H |
| | * | 5240 | 99.87 | - | - | 91.45 | 31.44 | 10.1 | 33.12 | 102 | 58 | P | H |
| | * | 5240 | 92.3 | - | - | 83.88 | 31.44 | 10.1 | 33.12 | 102 | 58 | A | H |
| | | 5427.88 | 49.53 | -24.47 | 74 | 40.79 | 31.66 | 10.19 | 33.11 | 102 | 58 | P | H |
| | | 5457.31 | 40.12 | -13.88 | 54 | 31.26 | 31.73 | 10.24 | 33.11 | 102 | 58 | A | H |
| | | 5050.7 | 50.83 | -23.17 | 74 | 42.42 | 31.6 | 9.93 | 33.12 | 348 | 110 | P | V |
| | | 5087.62 | 41.31 | -12.69 | 54 | 32.71 | 31.75 | 9.97 | 33.12 | 348 | 110 | A | V |
| | * | 5240 | 102.07 | - | - | 93.65 | 31.44 | 10.1 | 33.12 | 348 | 110 | P | V |
| | * | 5240 | 94.66 | - | - | 86.24 | 31.44 | 10.1 | 33.12 | 348 | 110 | A | V |
| | | 5387.65 | 49.96 | -24.04 | 74 | 41.39 | 31.53 | 10.15 | 33.11 | 348 | 110 | P | V |
| | | 5445.7 | 40.13 | -13.87 | 54 | 31.33 | 31.69 | 10.22 | 33.11 | 348 | 110 | A | V |
| Remark | 1. No other spurious found. 2. All results are PASS against Peak and Average limit line. | | | | | | | | | | | | |



Band 1 5150~5250MHz

WIFI 802.11a (Harmonic @ 3m)

| WIFI Ant. | Note | Frequency | Level | Over Limit | Limit Line | Read Level | Antenna Factor | Path Loss | Preamp Factor | Ant Pos | Table Pos | Peak Avg. | Pol. |
|-----------------------------|---|-----------|------------|------------|------------|------------|----------------|-----------|---------------|---------|-----------|-----------|---------|
| 1 | | (MHz) | (dBμV/m) | (dB) | (dBμV/m) | (dBμV) | (dB/m) | (dB) | (dB) | (cm) | (deg) | (P/A) | (H/V) |
| 802.11a CH 36 5180MHz | | 10360 | 46.27 | -21.93 | 68.2 | 47.56 | 39.54 | 16.12 | 56.95 | 100 | 0 | P | H |
| | | 15540 | 45.47 | -28.53 | 74 | 43.27 | 38.3 | 20.56 | 56.66 | 100 | 0 | P | H |
| | | 10360 | 46.6 | -21.6 | 68.2 | 47.89 | 39.54 | 16.12 | 56.95 | 100 | 0 | P | V |
| | | 15540 | 44.73 | -29.27 | 74 | 42.53 | 38.3 | 20.56 | 56.66 | 100 | 0 | P | V |
| 802.11a CH 44 5220MHz | | 10440 | 46.09 | -22.11 | 68.2 | 47.15 | 39.7 | 16.17 | 56.93 | 100 | 0 | P | H |
| | | 15660 | 45.24 | -28.76 | 74 | 43.52 | 37.7 | 20.53 | 56.51 | 100 | 0 | P | H |
| | | 10440 | 46.46 | -21.74 | 68.2 | 47.52 | 39.7 | 16.17 | 56.93 | 100 | 0 | P | V |
| | | 15660 | 45.86 | -28.14 | 74 | 44.14 | 37.7 | 20.53 | 56.51 | 100 | 0 | P | V |
| 802.11a CH 48 5240MHz | | 10480 | 45.39 | -22.81 | 68.2 | 46.4 | 39.7 | 16.2 | 56.91 | 100 | 0 | P | H |
| | | 15720 | 45.46 | -28.54 | 74 | 43.85 | 37.52 | 20.52 | 56.43 | 100 | 0 | P | H |
| | | 10480 | 45.88 | -22.32 | 68.2 | 46.89 | 39.7 | 16.2 | 56.91 | 100 | 0 | P | V |
| | | 15720 | 45.62 | -28.38 | 74 | 44.01 | 37.52 | 20.52 | 56.43 | 100 | 0 | P | V |
| Remark | 1. No other spurious found. 2. All results are PASS against Peak and Average limit line. | | | | | | | | | | | | |



Band 1 5150~5250MHz

WIFI 802.11ac VHT20 (Band Edge @ 3m)

| WIFI Ant. | Note | Frequency | Level | Over Limit | Limit Line | Read Level | Antenna Factor | Path Loss | Preamp Factor | Ant Pos | Table Pos | Peak Avg. | Pol. |
|---------------------------------------|--------|-----------|------------|------------|------------|------------|----------------|-----------|---------------|---------|-----------|-----------|---------|
| 1 | | (MHz) | (dBμV/m) | (dB) | (dBμV/m) | (dBμV) | (dB/m) | (dB) | (dB) | (cm) | (deg) | (P/A) | (H/V) |
| 802.11ac VHT20 CH 36 5180MHz | | 5118.04 | 51.8 | -22.2 | 74 | 43.08 | 31.84 | 10 | 33.12 | 100 | 57 | P | H |
| | | 5149.24 | 41.68 | -12.32 | 54 | 32.87 | 31.9 | 10.03 | 33.12 | 100 | 57 | A | H |
| | * | 5180 | 99.27 | - | - | 90.6 | 31.72 | 10.07 | 33.12 | 100 | 57 | P | H |
| | * | 5180 | 91.62 | - | - | 82.95 | 31.72 | 10.07 | 33.12 | 100 | 57 | A | H |
| | | 5121.68 | 51.12 | -22.88 | 74 | 42.4 | 31.84 | 10 | 33.12 | 356 | 110 | P | V |
| | | 5149.76 | 41.72 | -12.28 | 54 | 32.91 | 31.9 | 10.03 | 33.12 | 356 | 110 | A | V |
| | * | 5180 | 100.35 | - | - | 91.68 | 31.72 | 10.07 | 33.12 | 356 | 110 | P | V |
| | * | 5180 | 92.88 | - | - | 84.21 | 31.72 | 10.07 | 33.12 | 356 | 110 | A | V |
| 802.11ac VHT20 CH 44 5220MHz | | 5078.78 | 52.66 | -21.34 | 74 | 44.1 | 31.72 | 9.96 | 33.12 | 100 | 53 | P | H |
| | | 5056.68 | 41.35 | -12.65 | 54 | 32.91 | 31.63 | 9.93 | 33.12 | 100 | 53 | A | H |
| | * | 5220 | 99.81 | - | - | 91.31 | 31.52 | 10.1 | 33.12 | 100 | 53 | P | H |
| | * | 5220 | 91.83 | - | - | 83.33 | 31.52 | 10.1 | 33.12 | 100 | 53 | A | H |
| | | 5441.38 | 48.9 | -25.1 | 74 | 40.12 | 31.68 | 10.21 | 33.11 | 100 | 53 | P | H |
| | | 5458.12 | 40.31 | -13.69 | 54 | 31.45 | 31.73 | 10.24 | 33.11 | 100 | 53 | A | H |
| | | 5070.2 | 50.42 | -23.58 | 74 | 41.91 | 31.68 | 9.95 | 33.12 | 348 | 109 | P | V |
| | | 5089.44 | 41.26 | -12.74 | 54 | 32.65 | 31.76 | 9.97 | 33.12 | 348 | 109 | A | V |
| | * | 5220 | 101.69 | - | - | 93.19 | 31.52 | 10.1 | 33.12 | 348 | 109 | P | V |
| | * | 5220 | 94.2 | - | - | 85.7 | 31.52 | 10.1 | 33.12 | 348 | 109 | A | V |
| | | 5426.53 | 48.3 | -25.7 | 74 | 39.57 | 31.65 | 10.19 | 33.11 | 348 | 109 | P | V |
| | 5459.2 | 40.28 | -13.72 | 54 | 31.41 | 31.74 | 10.24 | 33.11 | 348 | 109 | A | V | |



| | | | | | | | | | | | | | |
|---|---|---------|--------|--------|-------|-------|-------|-------|-------|-----|-----|---|---|
| 802.11ac VHT20 CH 48 5240MHz | | 5091.78 | 51.81 | -22.19 | 74 | 43.19 | 31.77 | 9.97 | 33.12 | 100 | 57 | P | H |
| | | 5062.66 | 41.2 | -12.8 | 54 | 32.73 | 31.65 | 9.94 | 33.12 | 100 | 57 | A | H |
| | * | 5240 | 100.14 | - | - | 91.72 | 31.44 | 10.1 | 33.12 | 100 | 57 | P | H |
| | * | 5240 | 92.44 | - | - | 84.02 | 31.44 | 10.1 | 33.12 | 100 | 57 | A | H |
| | | 5427.88 | 48.97 | -25.03 | 74 | 40.23 | 31.66 | 10.19 | 33.11 | 100 | 57 | P | H |
| | | 5440.57 | 40.28 | -13.72 | 54 | 31.5 | 31.68 | 10.21 | 33.11 | 100 | 57 | A | H |
| | | 5080.08 | 50.48 | -23.52 | 74 | 41.92 | 31.72 | 9.96 | 33.12 | 327 | 109 | P | V |
| | | 5106.08 | 41.26 | -12.74 | 54 | 32.58 | 31.81 | 9.99 | 33.12 | 327 | 109 | A | V |
| | * | 5240 | 101.64 | - | - | 93.22 | 31.44 | 10.1 | 33.12 | 327 | 109 | P | V |
| | * | 5240 | 94.18 | - | - | 85.76 | 31.44 | 10.1 | 33.12 | 327 | 109 | A | V |
| | | 5417.08 | 48.59 | -25.41 | 74 | 39.89 | 31.63 | 10.18 | 33.11 | 327 | 109 | P | V |
| | 5445.43 | 40.35 | -13.65 | 54 | 31.55 | 31.69 | 10.22 | 33.11 | 327 | 109 | A | V | |
| Remark | <ol style="list-style-type: none"> 1. No other spurious found. 2. All results are PASS against Peak and Average limit line. | | | | | | | | | | | | |



Band 1 5150~5250MHz

WIFI 802.11ac VHT20 (Harmonic @ 3m)

| WIFI Ant. | Note | Frequency | Level | Over Limit | Limit Line | Read Level | Antenna Factor | Path Loss | Preamp Factor | Ant Pos | Table Pos | Peak Avg. | Pol. |
|-----------|---|-----------|------------|------------|------------|------------|----------------|-----------|---------------|---------|-----------|-----------|---------|
| 1 | | (MHz) | (dBμV/m) | (dB) | (dBμV/m) | (dBμV) | (dB/m) | (dB) | (dB) | (cm) | (deg) | (P/A) | (H/V) |
| 802.11ac | | 10360 | 46.97 | -21.23 | 68.2 | 48.26 | 39.54 | 16.12 | 56.95 | 100 | 0 | P | H |
| VHT20 | | 15540 | 45.3 | -28.7 | 74 | 43.1 | 38.3 | 20.56 | 56.66 | 100 | 0 | P | H |
| CH 36 | | 10360 | 47.04 | -21.16 | 68.2 | 48.33 | 39.54 | 16.12 | 56.95 | 100 | 0 | P | V |
| 5180MHz | | 15540 | 45.38 | -28.62 | 74 | 43.18 | 38.3 | 20.56 | 56.66 | 100 | 0 | P | V |
| 802.11ac | | 10440 | 47.12 | -21.08 | 68.2 | 48.18 | 39.7 | 16.17 | 56.93 | 100 | 0 | P | H |
| VHT20 | | 15660 | 44.81 | -29.19 | 74 | 43.09 | 37.7 | 20.53 | 56.51 | 100 | 0 | P | H |
| CH 44 | | 10440 | 47.32 | -20.88 | 68.2 | 48.38 | 39.7 | 16.17 | 56.93 | 100 | 0 | P | V |
| 5220MHz | | 15660 | 44.92 | -29.08 | 74 | 43.2 | 37.7 | 20.53 | 56.51 | 100 | 0 | P | V |
| 802.11ac | | 10480 | 46.94 | -21.26 | 68.2 | 47.95 | 39.7 | 16.2 | 56.91 | 100 | 0 | P | H |
| VHT20 | | 15720 | 45.73 | -28.27 | 74 | 44.12 | 37.52 | 20.52 | 56.43 | 100 | 0 | P | H |
| CH 48 | | 10480 | 46.72 | -21.48 | 68.2 | 47.73 | 39.7 | 16.2 | 56.91 | 100 | 0 | P | V |
| 5240MHz | | 15720 | 45.5 | -28.5 | 74 | 43.89 | 37.52 | 20.52 | 56.43 | 100 | 0 | P | V |
| Remark | 1. No other spurious found. 2. All results are PASS against Peak and Average limit line. | | | | | | | | | | | | |



Band 1 5150~5250MHz

WIFI 802.11ac VHT40 (Band Edge @ 3m)

| WIFI Ant. | Note | Frequency | Level | Over Limit | Limit Line | Read Level | Antenna Factor | Path Loss | Preamp Factor | Ant Pos | Table Pos | Peak Avg. | Pol. |
|---------------------------------------|---|-----------|------------|------------|------------|------------|----------------|-----------|---------------|---------|-----------|-----------|---------|
| 1 | | (MHz) | (dBμV/m) | (dB) | (dBμV/m) | (dBμV) | (dB/m) | (dB) | (dB) | (cm) | (deg) | (P/A) | (H/V) |
| 802.11ac VHT40 CH 38 5190MHz | | 5147.16 | 55.77 | -18.23 | 74 | 46.97 | 31.89 | 10.03 | 33.12 | 100 | 61 | P | H |
| | | 5149.76 | 49.46 | -4.54 | 54 | 40.65 | 31.9 | 10.03 | 33.12 | 100 | 61 | A | H |
| | * | 5190 | 97.39 | - | - | 88.77 | 31.66 | 10.08 | 33.12 | 100 | 61 | P | H |
| | * | 5190 | 89.45 | - | - | 80.83 | 31.66 | 10.08 | 33.12 | 100 | 61 | A | H |
| | | 5371.8 | 48.35 | -25.65 | 74 | 39.89 | 31.43 | 10.14 | 33.11 | 100 | 61 | P | H |
| | | 5458.04 | 40.48 | -13.52 | 54 | 31.62 | 31.73 | 10.24 | 33.11 | 100 | 61 | A | H |
| | | 5150 | 54.29 | -19.71 | 74 | 45.48 | 31.9 | 10.03 | 33.12 | 398 | 110 | P | V |
| | | 5150 | 48.21 | -5.79 | 54 | 39.4 | 31.9 | 10.03 | 33.12 | 398 | 110 | A | V |
| | * | 5190 | 98.61 | - | - | 89.99 | 31.66 | 10.08 | 33.12 | 398 | 110 | P | V |
| | * | 5190 | 90.52 | - | - | 81.9 | 31.66 | 10.08 | 33.12 | 398 | 110 | A | V |
| | | 5444.04 | 48.3 | -25.7 | 74 | 39.5 | 31.69 | 10.22 | 33.11 | 398 | 110 | P | V |
| | 5436.76 | 40.5 | -13.5 | 54 | 31.73 | 31.67 | 10.21 | 33.11 | 398 | 110 | A | V | |
| 802.11ac VHT40 CH 46 5230MHz | | 5031.72 | 50.63 | -23.37 | 74 | 42.32 | 31.53 | 9.9 | 33.12 | 100 | 56 | P | H |
| | | 5103.74 | 42.28 | -11.72 | 54 | 33.61 | 31.81 | 9.98 | 33.12 | 100 | 56 | A | H |
| | * | 5230 | 99.04 | - | - | 90.58 | 31.48 | 10.1 | 33.12 | 100 | 56 | P | H |
| | * | 5230 | 91.05 | - | - | 82.59 | 31.48 | 10.1 | 33.12 | 100 | 56 | A | H |
| | | 5422.48 | 48.19 | -25.81 | 74 | 39.48 | 31.64 | 10.18 | 33.11 | 100 | 56 | P | H |
| | | 5425 | 40.76 | -13.24 | 54 | 32.03 | 31.65 | 10.19 | 33.11 | 100 | 56 | A | H |
| | | 5004.68 | 49.91 | -24.09 | 74 | 41.73 | 31.42 | 9.88 | 33.12 | 349 | 108 | P | V |
| | | 5141.7 | 42.05 | -11.95 | 54 | 33.26 | 31.88 | 10.03 | 33.12 | 349 | 108 | A | V |
| | * | 5230 | 99.25 | - | - | 90.79 | 31.48 | 10.1 | 33.12 | 349 | 108 | P | V |
| | * | 5230 | 91.06 | - | - | 82.6 | 31.48 | 10.1 | 33.12 | 349 | 108 | A | V |
| | | 5452.72 | 48.8 | -25.2 | 74 | 39.97 | 31.71 | 10.23 | 33.11 | 349 | 108 | P | V |
| | 5457.76 | 40.97 | -13.03 | 54 | 32.11 | 31.73 | 10.24 | 33.11 | 349 | 108 | A | V | |
| Remark | 1. No other spurious found. 2. All results are PASS against Peak and Average limit line. | | | | | | | | | | | | |



Band 1 5150~5250MHz

WIFI 802.11ac VHT40 (Harmonic @ 3m)

| WIFI Ant. | Note | Frequency | Level | Over Limit | Limit Line | Read Level | Antenna Factor | Path Loss | Preamp Factor | Ant Pos | Table Pos | Peak Avg. | Pol. |
|-----------|---|-----------|------------|------------|------------|------------|----------------|-----------|---------------|---------|-----------|-----------|---------|
| 1 | | (MHz) | (dBμV/m) | (dB) | (dBμV/m) | (dBμV) | (dB/m) | (dB) | (dB) | (cm) | (deg) | (P/A) | (H/V) |
| 802.11ac | | 10380 | 47.44 | -20.76 | 68.2 | 48.63 | 39.62 | 16.14 | 56.95 | 100 | 0 | P | H |
| VHT40 | | 15570 | 45.03 | -28.97 | 74 | 42.95 | 38.15 | 20.55 | 56.62 | 100 | 0 | P | H |
| CH 38 | | 10380 | 47.04 | -21.16 | 68.2 | 48.23 | 39.62 | 16.14 | 56.95 | 100 | 0 | P | V |
| 5190MHz | | 15570 | 45.17 | -28.83 | 74 | 43.09 | 38.15 | 20.55 | 56.62 | 100 | 0 | P | V |
| 802.11ac | | 10460 | 46.39 | -21.81 | 68.2 | 47.42 | 39.7 | 16.19 | 56.92 | 100 | 0 | P | H |
| VHT40 | | 15690 | 44.83 | -29.17 | 74 | 43.22 | 37.55 | 20.53 | 56.47 | 100 | 0 | P | H |
| CH 46 | | 10460 | 46.89 | -21.31 | 68.2 | 47.92 | 39.7 | 16.19 | 56.92 | 100 | 0 | P | V |
| 5230MHz | | 15690 | 45.42 | -28.58 | 74 | 43.81 | 37.55 | 20.53 | 56.47 | 100 | 0 | P | V |
| Remark | 1. No other spurious found. 2. All results are PASS against Peak and Average limit line. | | | | | | | | | | | | |



Band 1 5150~5250MHz

WIFI 802.11ac VHT80 (Band Edge @ 3m)

| WIFI Ant. | Note | Frequency (MHz) | Level (dBμV/m) | Over Limit (dB) | Limit Line (dBμV/m) | Read Level (dBμV) | Antenna Factor (dB/m) | Path Loss (dB) | Preamp Factor (dB) | Ant Pos (cm) | Table Pos (deg) | Peak Avg. (P/A) | Pol. (H/V) |
|------------------------------|---|-------------------|------------------|-------------------|-----------------------|---------------------|-------------------------|------------------|----------------------|----------------|-------------------|-------------------|--------------|
| 802.11ac VHT80 CH 42 5210MHz | | 5144.16 | 55.29 | -18.71 | 74 | 46.49 | 31.89 | 10.03 | 33.12 | 100 | 59 | P | H |
| | | 5141.78 | 48.82 | -5.18 | 54 | 40.03 | 31.88 | 10.03 | 33.12 | 100 | 59 | A | H |
| | * | 5210 | 92.82 | - | - | 84.29 | 31.56 | 10.09 | 33.12 | 100 | 59 | P | H |
| | * | 5210 | 84.92 | - | - | 76.39 | 31.56 | 10.09 | 33.12 | 100 | 59 | A | H |
| | | 5454.28 | 49.08 | -24.92 | 74 | 40.24 | 31.72 | 10.23 | 33.11 | 100 | 59 | P | H |
| | | 5449.08 | 40.83 | -13.17 | 54 | 32.01 | 31.7 | 10.23 | 33.11 | 100 | 59 | A | H |
| | | 5146.54 | 56.38 | -17.62 | 74 | 47.58 | 31.89 | 10.03 | 33.12 | 377 | 107 | P | V |
| | | 5149.94 | 49.87 | -4.13 | 54 | 41.06 | 31.9 | 10.03 | 33.12 | 377 | 107 | A | V |
| | * | 5210 | 95.14 | - | - | 86.61 | 31.56 | 10.09 | 33.12 | 377 | 107 | P | V |
| | * | 5210 | 87.31 | - | - | 78.78 | 31.56 | 10.09 | 33.12 | 377 | 107 | A | V |
| | | 5410.34 | 48.61 | -25.39 | 74 | 39.93 | 31.62 | 10.17 | 33.11 | 377 | 107 | P | V |
| | 5445.7 | 40.8 | -13.2 | 54 | 32 | 31.69 | 10.22 | 33.11 | 377 | 107 | A | V | |
| Remark | 1. No other spurious found. 2. All results are PASS against Peak and Average limit line. | | | | | | | | | | | | |

Band 1 5150~5250MHz

WIFI 802.11ac VHT80 (Harmonic @ 3m)

| WIFI Ant. | Note | Frequency (MHz) | Level (dBμV/m) | Over Limit (dB) | Limit Line (dBμV/m) | Read Level (dBμV) | Antenna Factor (dB/m) | Path Loss (dB) | Preamp Factor (dB) | Ant Pos (cm) | Table Pos (deg) | Peak Avg. (P/A) | Pol. (H/V) |
|------------------------------|---|-------------------|------------------|-------------------|-----------------------|---------------------|-------------------------|------------------|----------------------|----------------|-------------------|-------------------|--------------|
| 802.11ac VHT80 CH 42 5210MHz | | 10420 | 47.55 | -20.65 | 68.2 | 48.62 | 39.7 | 16.16 | 56.93 | 100 | 0 | P | H |
| | | 15630 | 45.88 | -28.12 | 74 | 44.02 | 37.85 | 20.54 | 56.53 | 100 | 0 | P | H |
| | | 10420 | 47.48 | -20.72 | 68.2 | 48.55 | 39.7 | 16.16 | 56.93 | 100 | 0 | P | V |
| | | 15630 | 45.68 | -28.32 | 74 | 43.82 | 37.85 | 20.54 | 56.53 | 100 | 0 | P | V |
| Remark | 1. No other spurious found. 2. All results are PASS against Peak and Average limit line. | | | | | | | | | | | | |



Band 2 - 5250~5350MHz

WIFI 802.11a (Band Edge @ 3m)

| WIFI | Note | Frequency | Level | Over | Limit | Read | Antenna | Path | Preamp | Ant | Table | Peak | Pol. |
|-----------------------------|-----------------------------|-----------|------------|--------|------------|----------|----------|--------|--------|--------|---------|---------|---------|
| Ant. | | | | Limit | Line | Level | Factor | Loss | Factor | Pos | Pos | Avg. | |
| 1 | | (MHz) | (dBμV/m) | (dB) | (dBμV/m) | (dBμV) | (dB/m) | (dB) | (dB) | (cm) | (deg) | (P/A) | (H/V) |
| 802.11a CH 52 5260MHz | | 5083.3 | 50.11 | -23.89 | 74 | 41.54 | 31.73 | 9.96 | 33.12 | 100 | 57 | P | H |
| | | 5107.78 | 41.25 | -12.75 | 54 | 32.56 | 31.82 | 9.99 | 33.12 | 100 | 57 | A | H |
| | * | 5260 | 101.38 | - | - | 93 | 31.38 | 10.11 | 33.11 | 100 | 57 | P | H |
| | * | 5260 | 94 | - | - | 85.62 | 31.38 | 10.11 | 33.11 | 100 | 57 | A | H |
| | | 5409.12 | 48.69 | -25.31 | 74 | 40.02 | 31.62 | 10.16 | 33.11 | 100 | 57 | P | H |
| | | 5459.52 | 40.32 | -13.68 | 54 | 31.45 | 31.74 | 10.24 | 33.11 | 100 | 57 | A | H |
| | | 5113.56 | 49.84 | -24.16 | 74 | 41.14 | 31.83 | 9.99 | 33.12 | 329 | 108 | P | V |
| | | 5138.72 | 41.25 | -12.75 | 54 | 32.47 | 31.88 | 10.02 | 33.12 | 329 | 108 | A | V |
| | * | 5260 | 101.86 | - | - | 93.48 | 31.38 | 10.11 | 33.11 | 329 | 108 | P | V |
| | * | 5260 | 94.47 | - | - | 86.09 | 31.38 | 10.11 | 33.11 | 329 | 108 | A | V |
| | | 5456.4 | 49.1 | -24.9 | 74 | 40.24 | 31.73 | 10.24 | 33.11 | 329 | 108 | P | V |
| | | 5458.56 | 40.34 | -13.66 | 54 | 31.48 | 31.73 | 10.24 | 33.11 | 329 | 108 | A | V |
| | 802.11a CH 60 5300MHz | | 5110.84 | 50.95 | -23.05 | 74 | 42.26 | 31.82 | 9.99 | 33.12 | 101 | 58 | P |
| | | 5053.72 | 41.3 | -12.7 | 54 | 32.88 | 31.61 | 9.93 | 33.12 | 101 | 58 | A | H |
| * | | 5300 | 101.85 | - | - | 93.54 | 31.3 | 10.12 | 33.11 | 101 | 58 | P | H |
| * | | 5300 | 94.38 | - | - | 86.07 | 31.3 | 10.12 | 33.11 | 101 | 58 | A | H |
| | | 5435.04 | 48.86 | -25.14 | 74 | 40.1 | 31.67 | 10.2 | 33.11 | 101 | 58 | P | H |
| | | 5352 | 40.89 | -13.11 | 54 | 32.55 | 31.31 | 10.14 | 33.11 | 101 | 58 | A | H |
| | | 5134.64 | 49.69 | -24.31 | 74 | 40.92 | 31.87 | 10.02 | 33.12 | 357 | 113 | P | V |
| | | 5116.28 | 41.28 | -12.72 | 54 | 32.57 | 31.83 | 10 | 33.12 | 357 | 113 | A | V |
| * | | 5300 | 103.27 | - | - | 94.96 | 31.3 | 10.12 | 33.11 | 357 | 113 | P | V |
| * | | 5300 | 95.21 | - | - | 86.9 | 31.3 | 10.12 | 33.11 | 357 | 113 | A | V |
| | | 5427.36 | 49.5 | -24.5 | 74 | 40.77 | 31.65 | 10.19 | 33.11 | 357 | 113 | P | V |
| | 5351.76 | 40.95 | -13.05 | 54 | 32.61 | 31.31 | 10.14 | 33.11 | 357 | 113 | A | V | |



| | | | | | | | | | | | | | |
|--|---|---------|--------|--------|----|-------|-------|-------|-------|-----|-----|---|---|
| 802.11a CH 64 5320MHz | * | 5320 | 102.3 | - | - | 93.98 | 31.3 | 10.13 | 33.11 | 100 | 60 | P | H |
| | * | 5320 | 94.87 | - | - | 86.55 | 31.3 | 10.13 | 33.11 | 100 | 60 | A | H |
| | | 5365.76 | 49.69 | -24.31 | 74 | 41.27 | 31.39 | 10.14 | 33.11 | 100 | 60 | P | H |
| | | 5352.64 | 41.59 | -12.41 | 54 | 33.24 | 31.32 | 10.14 | 33.11 | 100 | 60 | A | H |
| | * | 5320 | 102.88 | - | - | 94.56 | 31.3 | 10.13 | 33.11 | 338 | 113 | P | V |
| | * | 5320 | 95.48 | - | - | 87.16 | 31.3 | 10.13 | 33.11 | 338 | 113 | A | V |
| | | 5371.68 | 50.05 | -23.95 | 74 | 41.59 | 31.43 | 10.14 | 33.11 | 338 | 113 | P | V |
| | | 5350.24 | 41.78 | -12.22 | 54 | 33.45 | 31.3 | 10.14 | 33.11 | 338 | 113 | A | V |
| Remark | 3. No other spurious found. 4. All results are PASS against Peak and Average limit line. | | | | | | | | | | | | |



Band 1 5150~5250MHz

WIFI 802.11a (Harmonic @ 3m)

| WIFI Ant. | Note | Frequency | Level | Over Limit | Limit Line | Read Level | Antenna Factor | Path Loss | Preamp Factor | Ant Pos | Table Pos | Peak Avg. | Pol. |
|-----------------------------|---|-----------|------------|------------|------------|------------|----------------|-----------|---------------|---------|-----------|-----------|---------|
| 1 | | (MHz) | (dBμV/m) | (dB) | (dBμV/m) | (dBμV) | (dB/m) | (dB) | (dB) | (cm) | (deg) | (P/A) | (H/V) |
| 802.11a CH 52 5260MHz | | 10520 | 46.62 | -21.58 | 68.2 | 47.59 | 39.7 | 15.99 | 56.89 | 100 | 0 | P | H |
| | | 15780 | 45.6 | -28.4 | 74 | 43.88 | 37.58 | 20.06 | 56.37 | 100 | 0 | P | H |
| | | 10520 | 45.38 | -22.82 | 68.2 | 46.35 | 39.7 | 15.99 | 56.89 | 100 | 0 | P | V |
| | | 15780 | 46.1 | -27.9 | 74 | 44.38 | 37.58 | 20.06 | 56.37 | 100 | 0 | P | V |
| 802.11a CH 60 5300MHz | | 10600 | 47.13 | -26.87 | 74 | 47.98 | 39.7 | 16.04 | 56.82 | 100 | 0 | P | H |
| | | 15900 | 44.21 | -29.79 | 74 | 42.75 | 37.2 | 20.06 | 56.22 | 100 | 0 | P | H |
| | | 10600 | 45.31 | -28.69 | 74 | 46.16 | 39.7 | 16.04 | 56.82 | 100 | 0 | P | V |
| | | 15900 | 44.77 | -29.23 | 74 | 43.31 | 37.2 | 20.06 | 56.22 | 100 | 0 | P | V |
| 802.11a CH 64 5320MHz | | 10640 | 45.03 | -28.97 | 74 | 45.86 | 39.66 | 16.07 | 56.79 | 100 | 0 | P | H |
| | | 15960 | 44.08 | -29.92 | 74 | 42.73 | 37.02 | 20.06 | 56.14 | 100 | 0 | P | H |
| | | 10640 | 44.81 | -29.19 | 74 | 45.64 | 39.66 | 16.07 | 56.79 | 100 | 0 | P | V |
| | | 15960 | 44.06 | -29.94 | 74 | 42.71 | 37.02 | 20.06 | 56.14 | 100 | 0 | P | V |
| Remark | 3. No other spurious found. 4. All results are PASS against Peak and Average limit line. | | | | | | | | | | | | |



WIFI 802.11ac VHT20 (Band Edge @ 3m)

| WIFI Ant. | Note | Frequency | Level | Over Limit | Limit Line | Read Level | Antenna Factor | Path Loss | Preamp Factor | Ant Pos | Table Pos | Peak Avg. | Pol. |
|---------------------------------------|------|-----------|------------|------------|------------|------------|----------------|-----------|---------------|---------|-----------|-----------|---------|
| 1 | | (MHz) | (dBμV/m) | (dB) | (dBμV/m) | (dBμV) | (dB/m) | (dB) | (dB) | (cm) | (deg) | (P/A) | (H/V) |
| 802.11ac VHT20 CH 52 5260MHz | | 5048.62 | 51.3 | -22.7 | 74 | 42.91 | 31.59 | 9.92 | 33.12 | 100 | 58 | P | H |
| | | 5060.18 | 41.25 | -12.75 | 54 | 32.79 | 31.64 | 9.94 | 33.12 | 100 | 58 | A | H |
| | * | 5260 | 99.7 | - | - | 91.32 | 31.38 | 10.11 | 33.11 | 100 | 58 | P | H |
| | * | 5260 | 91.98 | - | - | 83.6 | 31.38 | 10.11 | 33.11 | 100 | 58 | A | H |
| | | 5427.36 | 49.72 | -24.28 | 74 | 40.99 | 31.65 | 10.19 | 33.11 | 100 | 58 | P | H |
| | | 5436.24 | 39.83 | -14.17 | 54 | 31.06 | 31.67 | 10.21 | 33.11 | 100 | 58 | A | H |
| | | 5000 | 50.68 | -23.32 | 74 | 42.53 | 31.4 | 9.87 | 33.12 | 326 | 113 | P | V |
| | | 5108.46 | 41.09 | -12.91 | 54 | 32.4 | 31.82 | 9.99 | 33.12 | 326 | 113 | A | V |
| | * | 5260 | 101.63 | - | - | 93.25 | 31.38 | 10.11 | 33.11 | 326 | 113 | P | V |
| | * | 5260 | 93.93 | - | - | 85.55 | 31.38 | 10.11 | 33.11 | 326 | 113 | A | V |
| | | 5398.32 | 49.26 | -24.74 | 74 | 40.63 | 31.59 | 10.15 | 33.11 | 326 | 113 | P | V |
| | | 5453.52 | 39.8 | -14.2 | 54 | 30.97 | 31.71 | 10.23 | 33.11 | 326 | 113 | A | V |
| 802.11ac VHT20 CH 60 5300MHz | | 5027.88 | 51.08 | -22.92 | 74 | 42.79 | 31.51 | 9.9 | 33.12 | 104 | 57 | P | H |
| | | 5083.64 | 41.39 | -12.61 | 54 | 32.82 | 31.73 | 9.96 | 33.12 | 104 | 57 | A | H |
| | * | 5300 | 99.81 | - | - | 91.5 | 31.3 | 10.12 | 33.11 | 104 | 57 | P | H |
| | * | 5300 | 92.19 | - | - | 83.88 | 31.3 | 10.12 | 33.11 | 104 | 57 | P | H |
| | | 5368.08 | 49.38 | -24.62 | 74 | 40.94 | 31.41 | 10.14 | 33.11 | 104 | 57 | P | H |
| | | 5451.36 | 40.06 | -13.94 | 54 | 31.23 | 31.71 | 10.23 | 33.11 | 104 | 57 | A | H |
| | | 5149.26 | 50.47 | -23.53 | 74 | 41.66 | 31.9 | 10.03 | 33.12 | 320 | 112 | P | V |
| | | 5100.98 | 41.23 | -12.77 | 54 | 32.57 | 31.8 | 9.98 | 33.12 | 320 | 112 | A | V |
| | * | 5300 | 102.43 | - | - | 94.12 | 31.3 | 10.12 | 33.11 | 320 | 112 | P | V |
| | * | 5300 | 94.85 | - | - | 86.54 | 31.3 | 10.12 | 33.11 | 320 | 112 | A | V |
| | | 5368.08 | 50.54 | -23.46 | 74 | 42.1 | 31.41 | 10.14 | 33.11 | 320 | 112 | P | V |
| | | 5351.76 | 40.62 | -13.38 | 54 | 32.28 | 31.31 | 10.14 | 33.11 | 320 | 112 | A | V |



| | | | | | | | | | | | | | |
|---|---|---------|--------|--------|----|-------|-------|-------|-------|-----|-----|---|---|
| 802.11ac VHT20 CH 64 5320MHz | * | 5320 | 100.12 | - | - | 91.8 | 31.3 | 10.13 | 33.11 | 100 | 63 | P | H |
| | * | 5320 | 92.54 | - | - | 84.22 | 31.3 | 10.13 | 33.11 | 100 | 63 | A | H |
| | | 5351.52 | 50.78 | -23.22 | 74 | 42.44 | 31.31 | 10.14 | 33.11 | 100 | 63 | P | H |
| | | 5353.12 | 40.73 | -13.27 | 54 | 32.38 | 31.32 | 10.14 | 33.11 | 100 | 63 | A | H |
| | * | 5320 | 102.89 | - | - | 94.57 | 31.3 | 10.13 | 33.11 | 338 | 112 | P | V |
| | * | 5320 | 95.11 | - | - | 86.79 | 31.3 | 10.13 | 33.11 | 338 | 112 | A | V |
| | | 5369.76 | 50.79 | -23.21 | 74 | 42.34 | 31.42 | 10.14 | 33.11 | 338 | 112 | P | V |
| | | 5350.72 | 41.43 | -12.57 | 54 | 33.1 | 31.3 | 10.14 | 33.11 | 338 | 112 | A | V |
| Remark | 1. No other spurious found. 2. All results are PASS against Peak and Average limit line. | | | | | | | | | | | | |



Band 2 5250~5350MHz

WIFI 802.11ac VHT20 (Harmonic @ 3m)

| WIFI Ant. | Note | Frequency | Level | Over Limit | Limit Line | Read Level | Antenna Factor | Path Loss | Preamp Factor | Ant Pos | Table Pos | Peak Avg. | Pol. |
|-----------|---|-----------|------------|------------|------------|------------|----------------|-----------|---------------|---------|-----------|-----------|---------|
| 1 | | (MHz) | (dBμV/m) | (dB) | (dBμV/m) | (dBμV) | (dB/m) | (dB) | (dB) | (cm) | (deg) | (P/A) | (H/V) |
| 802.11ac | | 10520 | 46.21 | -21.99 | 68.2 | 47.18 | 39.7 | 16.22 | 56.89 | 100 | 0 | P | H |
| VHT20 | | 15780 | 44.84 | -29.16 | 74 | 43.12 | 37.58 | 20.51 | 56.37 | 100 | 0 | P | H |
| CH 52 | | 10520 | 46.56 | -21.64 | 68.2 | 47.53 | 39.7 | 16.22 | 56.89 | 100 | 0 | P | V |
| 5260MHz | | 15780 | 45.42 | -28.58 | 74 | 43.7 | 37.58 | 20.51 | 56.37 | 100 | 0 | P | V |
| 802.11ac | | 10600 | 46.66 | -27.34 | 74 | 47.51 | 39.7 | 16.27 | 56.82 | 100 | 0 | P | H |
| VHT20 | | 15900 | 44.38 | -29.62 | 74 | 42.92 | 37.2 | 20.48 | 56.22 | 100 | 0 | P | H |
| CH 60 | | 10600 | 45.2 | -28.8 | 74 | 46.05 | 39.7 | 16.27 | 56.82 | 100 | 0 | P | V |
| 5300MHz | | 15900 | 44.77 | -29.23 | 74 | 43.31 | 37.2 | 20.48 | 56.22 | 100 | 0 | P | V |
| 802.11ac | | 10640 | 45.6 | -28.4 | 74 | 46.43 | 39.66 | 16.3 | 56.79 | 100 | 0 | P | H |
| VHT20 | | 15960 | 44.68 | -29.32 | 74 | 43.33 | 37.02 | 20.47 | 56.14 | 100 | 0 | P | H |
| CH 64 | | 10640 | 45.19 | -28.81 | 74 | 46.02 | 39.66 | 16.3 | 56.79 | 100 | 0 | P | V |
| 5320MHz | | 15960 | 44.25 | -29.75 | 74 | 42.9 | 37.02 | 20.47 | 56.14 | 100 | 0 | P | V |
| Remark | 1. No other spurious found. 2. All results are PASS against Peak and Average limit line. | | | | | | | | | | | | |



Band 2 5250~5350MHz

WIFI 802.11ac VHT40 (Band Edge @ 3m)

| WIFI Ant. | Note | Frequency (MHz) | Level (dBμV/m) | Over Limit (dB) | Limit Line (dBμV/m) | Read Level (dBμV) | Antenna Factor (dB/m) | Path Loss (dB) | Preamp Factor (dB) | Ant Pos (cm) | Table Pos (deg) | Peak Avg. (P/A) | Pol. (H/V) |
|---------------------------------------|---|-------------------|------------------|-------------------|-----------------------|---------------------|-------------------------|------------------|----------------------|----------------|-------------------|-------------------|--------------|
| 802.11ac VHT40 CH 54 5270MHz | | 5028.9 | 51.56 | -22.44 | 74 | 43.26 | 31.52 | 9.9 | 33.12 | 100 | 55 | P | H |
| | | 5131.58 | 41.95 | -12.05 | 54 | 33.2 | 31.86 | 10.01 | 33.12 | 100 | 55 | A | H |
| | * | 5270 | 97.45 | - | - | 89.09 | 31.36 | 10.11 | 33.11 | 100 | 55 | P | H |
| | * | 5270 | 89.3 | - | - | 80.94 | 31.36 | 10.11 | 33.11 | 100 | 55 | A | H |
| | | 5415.6 | 49.67 | -24.33 | 74 | 40.98 | 31.63 | 10.17 | 33.11 | 100 | 55 | P | H |
| | | 5459.28 | 40.84 | -13.16 | 54 | 31.97 | 31.74 | 10.24 | 33.11 | 100 | 55 | A | H |
| | | 5108.46 | 51.08 | -22.92 | 74 | 42.39 | 31.82 | 9.99 | 33.12 | 343 | 108 | P | V |
| | | 5106.76 | 41.95 | -12.05 | 54 | 33.27 | 31.81 | 9.99 | 33.12 | 343 | 108 | A | V |
| | * | 5270 | 99.72 | - | - | 91.36 | 31.36 | 10.11 | 33.11 | 343 | 108 | P | V |
| | * | 5270 | 91.46 | - | - | 83.1 | 31.36 | 10.11 | 33.11 | 343 | 108 | A | V |
| | | 5375.76 | 49.68 | -24.32 | 74 | 41.2 | 31.45 | 10.14 | 33.11 | 343 | 108 | P | V |
| | 5446.8 | 40.62 | -13.38 | 54 | 31.82 | 31.69 | 10.22 | 33.11 | 343 | 108 | A | V | |
| 802.11ac VHT40 CH 62 5310MHz | | 5100.98 | 49.73 | -24.27 | 74 | 41.07 | 31.8 | 9.98 | 33.12 | 100 | 58 | P | H |
| | | 5052.7 | 41.97 | -12.03 | 54 | 33.55 | 31.61 | 9.93 | 33.12 | 100 | 58 | A | H |
| | * | 5310 | 97.2 | - | - | 88.89 | 31.3 | 10.12 | 33.11 | 100 | 58 | P | H |
| | * | 5310 | 89.58 | - | - | 81.27 | 31.3 | 10.12 | 33.11 | 100 | 58 | A | H |
| | | 5352.72 | 50.84 | -23.16 | 74 | 42.49 | 31.32 | 10.14 | 33.11 | 100 | 58 | P | H |
| | | 5350.56 | 44.72 | -9.28 | 54 | 36.39 | 31.3 | 10.14 | 33.11 | 100 | 58 | A | H |
| | | 5066.98 | 50.03 | -23.97 | 74 | 41.54 | 31.67 | 9.94 | 33.12 | 342 | 112 | P | V |
| | | 5108.46 | 42.05 | -11.95 | 54 | 33.36 | 31.82 | 9.99 | 33.12 | 342 | 112 | A | V |
| | * | 5310 | 100.1 | - | - | 91.79 | 31.3 | 10.12 | 33.11 | 342 | 112 | P | V |
| | * | 5310 | 92.17 | - | - | 83.86 | 31.3 | 10.12 | 33.11 | 342 | 112 | A | V |
| | | 5351.52 | 53.18 | -20.82 | 74 | 44.84 | 31.31 | 10.14 | 33.11 | 342 | 112 | P | V |
| | 5350.08 | 46.41 | -7.59 | 54 | 38.08 | 31.3 | 10.14 | 33.11 | 342 | 112 | A | V | |
| Remark | 1. No other spurious found. 2. All results are PASS against Peak and Average limit line. | | | | | | | | | | | | |



Band 2 5250~5350MHz

WIFI 802.11ac VHT40 (Harmonic @ 3m)

| WIFI Ant. | Note | Frequency | Level | Over Limit | Limit Line | Read Level | Antenna Factor | Path Loss | Preamp Factor | Ant Pos | Table Pos | Peak Avg. | Pol. |
|-----------|---|-----------|------------|------------|------------|------------|----------------|-----------|---------------|---------|-----------|-----------|---------|
| 1 | | (MHz) | (dBμV/m) | (dB) | (dBμV/m) | (dBμV) | (dB/m) | (dB) | (dB) | (cm) | (deg) | (P/A) | (H/V) |
| 802.11ac | | 10540 | 44.65 | -23.55 | 68.2 | 45.59 | 39.7 | 16.23 | 56.87 | 100 | 0 | P | H |
| VHT40 | | 15810 | 45.25 | -28.75 | 74 | 43.52 | 37.56 | 20.5 | 56.33 | 100 | 0 | P | H |
| CH 54 | | 10540 | 44.43 | -23.77 | 68.2 | 45.37 | 39.7 | 16.23 | 56.87 | 100 | 0 | P | V |
| 5270MHz | | 15810 | 45.63 | -28.37 | 74 | 43.9 | 37.56 | 20.5 | 56.33 | 100 | 0 | P | V |
| 802.11ac | | 10620 | 44.06 | -29.94 | 74 | 44.9 | 39.68 | 16.28 | 56.8 | 100 | 0 | P | H |
| VHT40 | | 15930 | 43.42 | -30.58 | 74 | 42.02 | 37.11 | 20.47 | 56.18 | 100 | 0 | P | H |
| CH 62 | | 10620 | 43.6 | -30.4 | 74 | 44.44 | 39.68 | 16.28 | 56.8 | 100 | 0 | P | V |
| 5310MHz | | 15930 | 44.37 | -29.63 | 74 | 42.97 | 37.11 | 20.47 | 56.18 | 100 | 0 | P | V |
| Remark | 1. No other spurious found. 2. All results are PASS against Peak and Average limit line. | | | | | | | | | | | | |



Band 2 5250~5350MHz

WIFI 802.11ac VHT80 (Band Edge @ 3m)

| WIFI Ant. | Note | Frequency (MHz) | Level (dBμV/m) | Over Limit (dB) | Limit Line (dBμV/m) | Read Level (dBμV) | Antenna Factor (dB/m) | Path Loss (dB) | Preamp Factor (dB) | Ant Pos (cm) | Table Pos (deg) | Peak Avg. (P/A) | Pol. (H/V) |
|------------------------------|---|-------------------|------------------|-------------------|-----------------------|---------------------|-------------------------|------------------|----------------------|----------------|-------------------|-------------------|--------------|
| 802.11ac VHT80 CH 58 5290MHz | | 5046.2 | 50.96 | -23.04 | 74 | 42.58 | 31.58 | 9.92 | 33.12 | 100 | 59 | P | H |
| | | 5111.6 | 42.03 | -11.97 | 54 | 33.34 | 31.82 | 9.99 | 33.12 | 100 | 59 | A | H |
| | * | 5290 | 93.73 | - | - | 85.4 | 31.32 | 10.12 | 33.11 | 100 | 59 | P | H |
| | * | 5290 | 85.97 | - | - | 77.64 | 31.32 | 10.12 | 33.11 | 100 | 59 | A | H |
| | | 5358.96 | 53.32 | -20.68 | 74 | 44.94 | 31.35 | 10.14 | 33.11 | 100 | 59 | P | H |
| | | 5350.32 | 45.74 | -8.26 | 54 | 37.41 | 31.3 | 10.14 | 33.11 | 100 | 59 | A | H |
| | | 5136.8 | 50.87 | -23.13 | 74 | 42.1 | 31.87 | 10.02 | 33.12 | 342 | 111 | P | V |
| | | 5083.1 | 42.04 | -11.96 | 54 | 33.47 | 31.73 | 9.96 | 33.12 | 342 | 111 | A | V |
| | * | 5290 | 96.01 | - | - | 87.68 | 31.32 | 10.12 | 33.11 | 342 | 111 | P | V |
| | * | 5290 | 88.3 | - | - | 79.97 | 31.32 | 10.12 | 33.11 | 342 | 111 | A | V |
| | | 5354.88 | 54.21 | -19.79 | 74 | 45.85 | 31.33 | 10.14 | 33.11 | 342 | 111 | P | V |
| | 5350.32 | 47.4 | -6.6 | 54 | 39.07 | 31.3 | 10.14 | 33.11 | 342 | 111 | A | V | |
| Remark | 1. No other spurious found. 2. All results are PASS against Peak and Average limit line. | | | | | | | | | | | | |

Band 2 5250~5350MHz

WIFI 802.11ac VHT80 (Harmonic @ 3m)

| WIFI Ant. | Note | Frequency (MHz) | Level (dBμV/m) | Over Limit (dB) | Limit Line (dBμV/m) | Read Level (dBμV) | Antenna Factor (dB/m) | Path Loss (dB) | Preamp Factor (dB) | Ant Pos (cm) | Table Pos (deg) | Peak Avg. (P/A) | Pol. (H/V) |
|------------------------------|---|-------------------|------------------|-------------------|-----------------------|---------------------|-------------------------|------------------|----------------------|----------------|-------------------|-------------------|--------------|
| 802.11ac VHT80 CH 58 5290MHz | | 10580 | 44.65 | -23.55 | 68.2 | 45.52 | 39.7 | 16.26 | 56.83 | 100 | 0 | P | H |
| | | 15870 | 44.36 | -29.64 | 74 | 42.79 | 37.32 | 20.49 | 56.24 | 100 | 0 | P | H |
| | | 10580 | 43.71 | -24.49 | 68.2 | 44.58 | 39.7 | 16.26 | 56.83 | 100 | 0 | P | V |
| | | 15870 | 44.32 | -29.68 | 74 | 42.75 | 37.32 | 20.49 | 56.24 | 100 | 0 | P | V |
| Remark | 1. No other spurious found. 2. All results are PASS against Peak and Average limit line. | | | | | | | | | | | | |



Band 3 - 5470~5725MHz

WIFI 802.11a (Band Edge @ 3m)

| WIFI | Note | Frequency | Level | Over | Limit | Read | Antenna | Path | Preamp | Ant | Table | Peak | Pol. |
|------------------------------|------|-----------|------------|--------|------------|----------|----------|--------|--------|--------|---------|---------|---------|
| Ant. | | | | Limit | Line | Level | Factor | Loss | Factor | Pos | Pos | Avg. | |
| 1 | | (MHz) | (dBµV/m) | (dB) | (dBµV/m) | (dBµV) | (dB/m) | (dB) | (dB) | (cm) | (deg) | (P/A) | (H/V) |
| 802.11a CH 100 5500MHz | | 5459.92 | 52.05 | -21.95 | 74 | 43.18 | 31.74 | 10.24 | 33.11 | 100 | 65 | P | H |
| | | 5469.36 | 51.97 | -16.23 | 68.2 | 43.04 | 31.78 | 10.26 | 33.11 | 100 | 65 | P | H |
| | | 5459.44 | 41.31 | -12.69 | 54 | 32.44 | 31.74 | 10.24 | 33.11 | 100 | 65 | A | H |
| | * | 5500 | 101.61 | - | - | 92.51 | 31.9 | 10.31 | 33.11 | 100 | 65 | P | H |
| | * | 5500 | 94.11 | - | - | 85.01 | 31.9 | 10.31 | 33.11 | 100 | 65 | A | H |
| | | 5455.76 | 50.24 | -23.76 | 74 | 41.39 | 31.72 | 10.24 | 33.11 | 100 | 320 | P | V |
| | | 5468.4 | 49.85 | -18.35 | 68.2 | 40.93 | 31.77 | 10.26 | 33.11 | 100 | 320 | P | V |
| | | 5459.92 | 40.54 | -13.46 | 54 | 31.67 | 31.74 | 10.24 | 33.11 | 100 | 320 | A | V |
| | * | 5500 | 99.64 | - | - | 90.54 | 31.9 | 10.31 | 33.11 | 100 | 320 | P | V |
| | * | 5500 | 92.6 | - | - | 83.5 | 31.9 | 10.31 | 33.11 | 100 | 320 | A | V |
| 802.11a CH 116 5580MHz | | 5388.4 | 49.16 | -24.84 | 74 | 40.59 | 31.53 | 10.15 | 33.11 | 100 | 64 | P | H |
| | | 5464 | 48.69 | -19.51 | 68.2 | 39.79 | 31.76 | 10.25 | 33.11 | 100 | 64 | P | H |
| | | 5455.36 | 40.07 | -13.93 | 54 | 31.22 | 31.72 | 10.24 | 33.11 | 100 | 64 | A | H |
| | * | 5580 | 103.12 | - | - | 94.03 | 31.8 | 10.43 | 33.14 | 100 | 64 | P | H |
| | * | 5580 | 95.51 | - | - | 86.42 | 31.8 | 10.43 | 33.14 | 100 | 64 | A | H |
| | | 5737.28 | 49.77 | -18.43 | 68.2 | 40.35 | 32.07 | 10.54 | 33.19 | 100 | 64 | P | H |
| | | 5420.56 | 49.66 | -24.34 | 74 | 40.95 | 31.64 | 10.18 | 33.11 | 103 | 321 | P | V |
| | | 5464 | 47.86 | -20.34 | 68.2 | 38.96 | 31.76 | 10.25 | 33.11 | 103 | 321 | P | V |
| | | 5440 | 40.39 | -13.61 | 54 | 31.61 | 31.68 | 10.21 | 33.11 | 103 | 321 | A | V |
| | * | 5580 | 97.7 | - | - | 88.61 | 31.8 | 10.43 | 33.14 | 103 | 321 | P | V |
| | * | 5580 | 90.29 | - | - | 81.2 | 31.8 | 10.43 | 33.14 | 103 | 321 | A | V |
| | | 5726.885 | 50.93 | -17.27 | 68.2 | 41.53 | 32.05 | 10.53 | 33.18 | 103 | 321 | P | V |



| | | | | | | | | | | | | | |
|---|---|---------|--------|--------|------|-------|-------|-------|-------|-----|-----|---|---|
| 802.11a CH 140 5700MHz | * | 5700 | 103.25 | - | - | 93.91 | 32 | 10.51 | 33.17 | 110 | 64 | P | H |
| | * | 5700 | 95.93 | - | - | 86.59 | 32 | 10.51 | 33.17 | 110 | 64 | A | H |
| | | 5725.96 | 56.32 | -11.88 | 68.2 | 46.92 | 32.05 | 10.53 | 33.18 | 110 | 64 | P | H |
| | * | 5700 | 100.45 | - | - | 91.11 | 32 | 10.51 | 33.17 | 110 | 246 | P | V |
| | * | 5700 | 92.62 | - | - | 83.28 | 32 | 10.51 | 33.17 | 110 | 246 | A | V |
| | | 5735.48 | 54.06 | -14.14 | 68.2 | 44.65 | 32.07 | 10.53 | 33.19 | 110 | 246 | P | V |
| Remark | 1. No other spurious found. 2. All results are PASS against Peak and Average limit line. | | | | | | | | | | | | |



Band 3 - 5470~5725MHz

WIFI 802.11a (Harmonic @ 3m)

| WIFI Ant. | Note | Frequency | Level | Over Limit | Limit Line | Read Level | Antenna Factor | Path Loss | Preamp Factor | Ant Pos | Table Pos | Peak Avg. | Pol. |
|------------------------------|---|-----------|------------|------------|------------|------------|----------------|-----------|---------------|---------|-----------|-----------|---------|
| 1 | | (MHz) | (dBμV/m) | (dB) | (dBμV/m) | (dBμV) | (dB/m) | (dB) | (dB) | (cm) | (deg) | (P/A) | (H/V) |
| 802.11a CH 100 5500MHz | | 11000 | 46.47 | -27.53 | 74 | 46.46 | 40 | 16.51 | 56.5 | 100 | 0 | P | H |
| | | 16500 | 47.95 | -20.25 | 68.2 | 43.8 | 38.7 | 21.15 | 55.7 | 100 | 0 | P | H |
| | | 11000 | 46.66 | -27.34 | 74 | 46.65 | 40 | 16.51 | 56.5 | 100 | 0 | P | V |
| | | 16500 | 46.64 | -21.56 | 68.2 | 42.49 | 38.7 | 21.15 | 55.7 | 100 | 0 | P | V |
| 802.11a CH 116 5580MHz | | 11160 | 48.12 | -25.88 | 74 | 48.33 | 39.48 | 16.74 | 56.43 | 100 | 0 | P | H |
| | | 16740 | 47.55 | -20.65 | 68.2 | 42.4 | 39.56 | 21.48 | 55.89 | 100 | 0 | P | H |
| | | 11160 | 47.69 | -26.31 | 74 | 47.9 | 39.48 | 16.74 | 56.43 | 100 | 0 | P | V |
| | | 16740 | 48.22 | -19.98 | 68.2 | 43.07 | 39.56 | 21.48 | 55.89 | 100 | 0 | P | V |
| 802.11a CH 140 5700MHz | | 11400 | 46.73 | -27.27 | 74 | 46.28 | 39.7 | 17.09 | 56.34 | 100 | 0 | P | H |
| | | 17100 | 48.55 | -19.65 | 68.2 | 42.81 | 40.1 | 21.94 | 56.3 | 100 | 0 | P | H |
| | | 11400 | 46.65 | -27.35 | 74 | 46.2 | 39.7 | 17.09 | 56.34 | 100 | 0 | P | V |
| | | 17100 | 48.6 | -19.6 | 68.2 | 42.86 | 40.1 | 21.94 | 56.3 | 100 | 0 | P | V |
| Remark | 1. No other spurious found. 2. All results are PASS against Peak and Average limit line. | | | | | | | | | | | | |



Band 3 - 5470~5725MHz

WIFI 802.11ac VHT20 (Band Edge @ 3m)

| WIFI Ant. | Note | Frequency (MHz) | Level (dBµV/m) | Over Limit (dB) | Limit Line (dBµV/m) | Read Level (dBµV) | Antenna Factor (dB/m) | Path Loss (dB) | Preamp Factor (dB) | Ant Pos (cm) | Table Pos (deg) | Peak Avg. (P/A) | Pol. (H/V) |
|-------------------------------|----------|-------------------|------------------|-------------------|-----------------------|-------------------|-------------------------|------------------|----------------------|----------------|-------------------|-----------------|------------|
| 802.11ac VHT20 CH 100 5500MHz | | 5439.6 | 50.6 | -23.4 | 74 | 41.82 | 31.68 | 10.21 | 33.11 | 100 | 65 | P | H |
| | | 5465.36 | 50.76 | -17.44 | 68.2 | 41.86 | 31.76 | 10.25 | 33.11 | 100 | 65 | P | H |
| | | 5457.68 | 41.26 | -12.74 | 54 | 32.4 | 31.73 | 10.24 | 33.11 | 100 | 65 | A | H |
| | * | 5500 | 101.74 | - | - | 92.64 | 31.9 | 10.31 | 33.11 | 100 | 65 | P | H |
| | * | 5500 | 94.12 | - | - | 85.02 | 31.9 | 10.31 | 33.11 | 100 | 65 | A | H |
| | | 5459.92 | 49.65 | -24.35 | 74 | 40.78 | 31.74 | 10.24 | 33.11 | 100 | 258 | P | V |
| | | 5461.84 | 49.46 | -18.74 | 68.2 | 40.57 | 31.75 | 10.25 | 33.11 | 100 | 258 | P | V |
| | | 5458.8 | 40.38 | -13.62 | 54 | 31.51 | 31.74 | 10.24 | 33.11 | 100 | 258 | A | V |
| | * | 5500 | 96.97 | - | - | 87.87 | 31.9 | 10.31 | 33.11 | 100 | 258 | P | V |
| * | 5500 | 89.23 | - | - | 80.13 | 31.9 | 10.31 | 33.11 | 100 | 258 | A | V | |
| 802.11ac VHT20 CH 116 5580MHz | | 5398.72 | 49.01 | -24.99 | 74 | 40.38 | 31.59 | 10.15 | 33.11 | 100 | 64 | P | H |
| | | 5464.48 | 48.71 | -19.49 | 68.2 | 39.81 | 31.76 | 10.25 | 33.11 | 100 | 64 | P | H |
| | | 5452.72 | 40.07 | -13.93 | 54 | 31.24 | 31.71 | 10.23 | 33.11 | 100 | 64 | A | H |
| | * | 5580 | 102.36 | - | - | 93.27 | 31.8 | 10.43 | 33.14 | 100 | 64 | P | H |
| | * | 5580 | 94.81 | - | - | 85.72 | 31.8 | 10.43 | 33.14 | 100 | 64 | A | H |
| | | 5761.535 | 50.23 | -17.97 | 68.2 | 40.75 | 32.12 | 10.55 | 33.19 | 100 | 64 | P | H |
| | | 5418.16 | 49.28 | -24.72 | 74 | 40.57 | 31.64 | 10.18 | 33.11 | 100 | 257 | P | V |
| | | 5466.88 | 48.36 | -19.84 | 68.2 | 39.45 | 31.77 | 10.25 | 33.11 | 100 | 257 | P | V |
| | | 5459.68 | 40.09 | -13.91 | 54 | 31.22 | 31.74 | 10.24 | 33.11 | 100 | 257 | A | V |
| | * | 5580 | 99.35 | - | - | 90.26 | 31.8 | 10.43 | 33.14 | 100 | 257 | P | V |
| | * | 5580 | 94.62 | - | - | 85.53 | 31.8 | 10.43 | 33.14 | 100 | 257 | A | V |
| | 5761.535 | 50.05 | -18.15 | 68.2 | 40.57 | 32.12 | 10.55 | 33.19 | 100 | 257 | P | V | |



| | | | | | | | | | | | | | |
|-----------------|---|---------|--------|--------|------|-------|-------|-------|-------|-----|-----|---|---|
| 802.11ac | * | 5700 | 103.25 | - | - | 93.91 | 32 | 10.51 | 33.17 | 108 | 66 | P | H |
| | * | 5700 | 95.6 | - | - | 86.26 | 32 | 10.51 | 33.17 | 108 | 66 | A | H |
| VHT20 | | 5726.52 | 52.92 | -15.28 | 68.2 | 43.52 | 32.05 | 10.53 | 33.18 | 108 | 66 | P | H |
| CH 140 | * | 5700 | 99.78 | - | - | 90.44 | 32 | 10.51 | 33.17 | 107 | 246 | P | V |
| 5700MHz | * | 5700 | 92.25 | - | - | 82.91 | 32 | 10.51 | 33.17 | 107 | 246 | A | V |
| | | 5758.36 | 51.56 | -16.64 | 68.2 | 42.08 | 32.12 | 10.55 | 33.19 | 107 | 246 | P | V |
| Remark | <ol style="list-style-type: none"> 1. No other spurious found. 2. All results are PASS against Peak and Average limit line. | | | | | | | | | | | | |



Band 3 - 5470~5725MHz

WIFI 802.11ac VHT20 (Harmonic @ 3m)

| WIFI Ant. | Note | Frequency | Level | Over Limit | Limit Line | Read Level | Antenna Factor | Path Loss | Preamp Factor | Ant Pos | Table Pos | Peak Avg. | Pol. |
|-----------|---|-----------|------------|------------|------------|------------|----------------|-----------|---------------|---------|-----------|-----------|---------|
| 1 | | (MHz) | (dBμV/m) | (dB) | (dBμV/m) | (dBμV) | (dB/m) | (dB) | (dB) | (cm) | (deg) | (P/A) | (H/V) |
| 802.11ac | | 11000 | 47.66 | -26.34 | 74 | 47.65 | 40 | 16.51 | 56.5 | 100 | 0 | P | H |
| VHT20 | | 16500 | 46.81 | -21.39 | 68.2 | 42.66 | 38.7 | 21.15 | 55.7 | 100 | 0 | P | H |
| CH 100 | | 11000 | 46.84 | -27.16 | 74 | 46.83 | 40 | 16.51 | 56.5 | 100 | 0 | P | V |
| 5500MHz | | 16500 | 46.29 | -21.91 | 68.2 | 42.14 | 38.7 | 21.15 | 55.7 | 100 | 0 | P | V |
| 802.11ac | | 11160 | 46.9 | -27.1 | 74 | 47.11 | 39.48 | 16.74 | 56.43 | 100 | 0 | P | H |
| VHT20 | | 16740 | 47.18 | -21.02 | 68.2 | 42.03 | 39.56 | 21.48 | 55.89 | 100 | 0 | P | H |
| CH 116 | | 11160 | 47.58 | -26.42 | 74 | 47.79 | 39.48 | 16.74 | 56.43 | 100 | 0 | P | V |
| 5580MHz | | 16740 | 47.37 | -20.83 | 68.2 | 42.22 | 39.56 | 21.48 | 55.89 | 100 | 0 | P | V |
| 802.11ac | | 11400 | 46.49 | -27.51 | 74 | 46.04 | 39.7 | 17.09 | 56.34 | 100 | 0 | P | H |
| VHT20 | | 17100 | 48.32 | -19.88 | 68.2 | 42.58 | 40.1 | 21.94 | 56.3 | 100 | 0 | P | H |
| CH 140 | | 11400 | 47.09 | -26.91 | 74 | 46.64 | 39.7 | 17.09 | 56.34 | 100 | 0 | P | V |
| 5700MHz | | 17100 | 48.93 | -19.27 | 68.2 | 43.19 | 40.1 | 21.94 | 56.3 | 100 | 0 | P | V |
| Remark | 1. No other spurious found. 2. All results are PASS against Peak and Average limit line. | | | | | | | | | | | | |



Band 3 - 5470~5725MHz

WIFI 802.11ac VHT40 (Band Edge @ 3m)

| WIFI Ant. | Note | Frequency | Level | Over Limit | Limit Line | Read Level | Antenna Factor | Path Loss | Preamp Factor | Ant Pos | Table Pos | Peak Avg. | Pol. |
|--|----------|-----------|------------|------------|------------|------------|----------------|-----------|---------------|---------|-----------|-----------|---------|
| 1 | | (MHz) | (dBμV/m) | (dB) | (dBμV/m) | (dBμV) | (dB/m) | (dB) | (dB) | (cm) | (deg) | (P/A) | (H/V) |
| 802.11ac VHT40 CH 102 5510MHz | | 5459.44 | 55.46 | -18.54 | 74 | 46.59 | 31.74 | 10.24 | 33.11 | 100 | 62 | P | H |
| | | 5470 | 58.2 | -10 | 68.2 | 49.27 | 31.78 | 10.26 | 33.11 | 100 | 62 | P | H |
| | | 5459.92 | 44.53 | -9.47 | 54 | 35.66 | 31.74 | 10.24 | 33.11 | 100 | 62 | A | H |
| | * | 5510 | 99.55 | - | - | 90.46 | 31.88 | 10.32 | 33.11 | 100 | 62 | P | H |
| | * | 5510 | 91.37 | - | - | 82.28 | 31.88 | 10.32 | 33.11 | 100 | 62 | A | H |
| | | 5728.775 | 50.83 | -17.37 | 68.2 | 41.42 | 32.06 | 10.53 | 33.18 | 100 | 62 | P | H |
| | | 5415.28 | 50.91 | -23.09 | 74 | 42.22 | 31.63 | 10.17 | 33.11 | 100 | 320 | P | V |
| | | 5468.08 | 54.23 | -13.97 | 68.2 | 45.31 | 31.77 | 10.26 | 33.11 | 100 | 320 | P | V |
| | | 5459.92 | 42.18 | -11.82 | 54 | 33.31 | 31.74 | 10.24 | 33.11 | 100 | 320 | A | V |
| | * | 5510 | 95.63 | - | - | 86.54 | 31.88 | 10.32 | 33.11 | 100 | 320 | P | V |
| | * | 5510 | 87.28 | - | - | 78.19 | 31.88 | 10.32 | 33.11 | 100 | 320 | A | V |
| | 5748.935 | 49.28 | -18.92 | 68.2 | 39.83 | 32.1 | 10.54 | 33.19 | 100 | 320 | P | V | |
| 802.11ac VHT40 CH 110 5550MHz | | 5440 | 49.98 | -24.02 | 74 | 41.2 | 31.68 | 10.21 | 33.11 | 100 | 62 | P | H |
| | | 5467.84 | 49.75 | -18.45 | 68.2 | 40.83 | 31.77 | 10.26 | 33.11 | 100 | 62 | P | H |
| | | 5452.48 | 41.26 | -12.74 | 54 | 32.43 | 31.71 | 10.23 | 33.11 | 100 | 62 | A | H |
| | * | 5550 | 99.25 | - | - | 90.2 | 31.8 | 10.38 | 33.13 | 100 | 62 | P | H |
| | * | 5550 | 91.33 | - | - | 82.28 | 31.8 | 10.38 | 33.13 | 100 | 62 | A | H |
| | | 5761.535 | 49.81 | -18.39 | 68.2 | 40.33 | 32.12 | 10.55 | 33.19 | 100 | 62 | P | H |
| | | 5449.84 | 49.37 | -24.63 | 74 | 40.55 | 31.7 | 10.23 | 33.11 | 107 | 321 | P | V |
| | | 5463.52 | 48.98 | -19.22 | 68.2 | 40.09 | 31.75 | 10.25 | 33.11 | 107 | 321 | P | V |
| | | 5459.68 | 40.88 | -13.12 | 54 | 32.01 | 31.74 | 10.24 | 33.11 | 107 | 321 | A | V |
| | * | 5550 | 95.07 | - | - | 86.02 | 31.8 | 10.38 | 33.13 | 107 | 321 | P | V |
| | * | 5550 | 86.97 | - | - | 77.92 | 31.8 | 10.38 | 33.13 | 107 | 321 | A | V |
| | 5764.055 | 50.02 | -18.18 | 68.2 | 40.53 | 32.13 | 10.55 | 33.19 | 107 | 321 | P | V | |



| | | | | | | | | | | | | | |
|--|---|---------|--------|--------|-------|-------|-------|-------|-------|-----|-----|---|---|
| 802.11ac VHT40 CH 134 5670MHz | | 5422.1 | 49.85 | -24.15 | 74 | 41.14 | 31.64 | 10.18 | 33.11 | 100 | 69 | P | H |
| | | 5462.35 | 50.02 | -18.18 | 68.2 | 41.13 | 31.75 | 10.25 | 33.11 | 100 | 69 | P | H |
| | | 5456.4 | 40.78 | -13.22 | 54 | 31.92 | 31.73 | 10.24 | 33.11 | 100 | 69 | A | H |
| | * | 5670 | 99.77 | - | - | 90.61 | 31.82 | 10.5 | 33.16 | 100 | 69 | P | H |
| | * | 5670 | 91.77 | - | - | 82.61 | 31.82 | 10.5 | 33.16 | 100 | 69 | A | H |
| | | 5729.65 | 52.65 | -15.55 | 68.2 | 43.24 | 32.06 | 10.53 | 33.18 | 100 | 69 | P | H |
| | | 5445.55 | 49.21 | -24.79 | 74 | 40.41 | 31.69 | 10.22 | 33.11 | 349 | 127 | P | V |
| | | 5470 | 49.11 | -19.09 | 68.2 | 40.18 | 31.78 | 10.26 | 33.11 | 349 | 127 | P | V |
| | | 5441 | 40.69 | -13.31 | 54 | 31.91 | 31.68 | 10.21 | 33.11 | 349 | 127 | A | V |
| | * | 5670 | 99.76 | - | - | 90.6 | 31.82 | 10.5 | 33.16 | 349 | 127 | P | V |
| | * | 5670 | 91.55 | - | - | 82.39 | 31.82 | 10.5 | 33.16 | 349 | 127 | A | V |
| | 5746.275 | 50.69 | -17.51 | 68.2 | 41.25 | 32.09 | 10.54 | 33.19 | 349 | 127 | P | V | |
| Remark | 1. No other spurious found. 2. All results are PASS against Peak and Average limit line. | | | | | | | | | | | | |



Band 3 - 5470~5725MHz

WIFI 802.11ac VHT40 (Harmonic @ 3m)

| WIFI Ant. | Note | Frequency | Level | Over Limit | Limit Line | Read Level | Antenna Factor | Path Loss | Preamp Factor | Ant Pos | Table Pos | Peak Avg. | Pol. |
|-----------|---|-----------|------------|------------|------------|------------|----------------|-----------|---------------|---------|-----------|-----------|---------|
| 1 | | (MHz) | (dBμV/m) | (dB) | (dBμV/m) | (dBμV) | (dB/m) | (dB) | (dB) | (cm) | (deg) | (P/A) | (H/V) |
| 802.11ac | | 11020 | 46.58 | -27.42 | 74 | 46.61 | 39.92 | 16.54 | 56.49 | 100 | 0 | P | H |
| VHT40 | | 16530 | 46.72 | -21.48 | 68.2 | 42.5 | 38.76 | 21.19 | 55.73 | 100 | 0 | P | H |
| CH 102 | | 11020 | 46.75 | -27.25 | 74 | 46.78 | 39.92 | 16.54 | 56.49 | 100 | 0 | P | V |
| 5510MHz | | 16530 | 46.2 | -22 | 68.2 | 41.98 | 38.76 | 21.19 | 55.73 | 100 | 0 | P | V |
| 802.11ac | | 11100 | 45.3 | -28.7 | 74 | 45.5 | 39.6 | 16.66 | 56.46 | 100 | 0 | P | H |
| VHT40 | | 16650 | 46.43 | -21.77 | 68.2 | 41.84 | 39.05 | 21.36 | 55.82 | 100 | 0 | P | H |
| CH 110 | | 11100 | 46.07 | -27.93 | 74 | 46.27 | 39.6 | 16.66 | 56.46 | 100 | 0 | P | V |
| 5550MHz | | 16650 | 46.64 | -21.56 | 68.2 | 42.05 | 39.05 | 21.36 | 55.82 | 100 | 0 | P | V |
| 802.11ac | | 11340 | 46.29 | -27.71 | 74 | 46.07 | 39.58 | 17.01 | 56.37 | 100 | 0 | P | H |
| VHT40 | | 17010 | 48.53 | -19.67 | 68.2 | 42.8 | 40.01 | 21.85 | 56.13 | 100 | 0 | P | H |
| CH 134 | | 11340 | 46.85 | -27.15 | 74 | 46.63 | 39.58 | 17.01 | 56.37 | 100 | 0 | P | V |
| 5670MHz | | 17010 | 48.39 | -19.81 | 68.2 | 42.66 | 40.01 | 21.85 | 56.13 | 100 | 0 | P | V |
| Remark | 1. No other spurious found. 2. All results are PASS against Peak and Average limit line. | | | | | | | | | | | | |



Band 3 5470~5725MHz

WIFI 802.11ac VHT80 (Band Edge @ 3m)

| WIFI Ant. | Note | Frequency (MHz) | Level (dBμV/m) | Over Limit (dB) | Limit Line (dBμV/m) | Read Level (dBμV) | Antenna Factor (dB/m) | Path Loss (dB) | Preamp Factor (dB) | Ant Pos (cm) | Table Pos (deg) | Peak Avg. (P/A) | Pol. (H/V) |
|-------------------------------|---|-------------------|------------------|-------------------|-----------------------|---------------------|-------------------------|------------------|----------------------|----------------|-------------------|-------------------|--------------|
| 802.11ac VHT80 CH 106 5530MHz | | 5459.68 | 58.86 | -15.14 | 74 | 49.99 | 31.74 | 10.24 | 33.11 | 100 | 61 | P | H |
| | | 5461.6 | 60.64 | -7.56 | 68.2 | 51.75 | 31.75 | 10.25 | 33.11 | 100 | 61 | P | H |
| | | 5460 | 50.85 | -3.15 | 54 | 41.98 | 31.74 | 10.24 | 33.11 | 100 | 61 | P | H |
| | * | 5530 | 96.44 | - | - | 87.37 | 31.84 | 10.35 | 33.12 | 100 | 61 | P | H |
| | * | 5530 | 88.06 | - | - | 78.99 | 31.84 | 10.35 | 33.12 | 100 | 61 | A | H |
| | | 5734.76 | 50.74 | -17.46 | 68.2 | 41.33 | 32.07 | 10.53 | 33.19 | 100 | 61 | P | H |
| | | 5458.96 | 60.02 | -13.98 | 74 | 51.15 | 31.74 | 10.24 | 33.11 | 390 | 118 | P | V |
| | | 5468.32 | 60.81 | -7.39 | 68.2 | 51.89 | 31.77 | 10.26 | 33.11 | 390 | 118 | P | V |
| | | 5458.96 | 50.63 | -3.37 | 54 | 41.76 | 31.74 | 10.24 | 33.11 | 390 | 118 | A | V |
| | * | 5530 | 96.93 | - | - | 87.86 | 31.84 | 10.35 | 33.12 | 390 | 118 | P | V |
| | * | 5530 | 88.77 | - | - | 79.7 | 31.84 | 10.35 | 33.12 | 390 | 118 | A | V |
| | | 5759.645 | 51.13 | -17.07 | 68.2 | 41.65 | 32.12 | 10.55 | 33.19 | 390 | 118 | P | V |
| Remark | 1. No other spurious found. 2. All results are PASS against Peak and Average limit line. | | | | | | | | | | | | |

Band 3 5470~5725MHz

WIFI 802.11ac VHT80 (Harmonic @ 3m)

| WIFI Ant. | Note | Frequency (MHz) | Level (dBμV/m) | Over Limit (dB) | Limit Line (dBμV/m) | Read Level (dBμV) | Antenna Factor (dB/m) | Path Loss (dB) | Preamp Factor (dB) | Ant Pos (cm) | Table Pos (deg) | Peak Avg. (P/A) | Pol. (H/V) |
|-------------------------------|---|-------------------|------------------|-------------------|-----------------------|---------------------|-------------------------|------------------|----------------------|----------------|-------------------|-------------------|--------------|
| 802.11ac VHT80 CH 106 5530MHz | | 11060 | 46.76 | -27.24 | 74 | 46.87 | 39.76 | 16.6 | 56.47 | 100 | 0 | P | H |
| | | 16590 | 46.13 | -22.07 | 68.2 | 41.74 | 38.88 | 21.28 | 55.77 | 100 | 0 | P | H |
| | | 11060 | 46.69 | -27.31 | 74 | 46.8 | 39.76 | 16.6 | 56.47 | 100 | 0 | P | V |
| | | 16590 | 46.17 | -22.03 | 68.2 | 41.78 | 38.88 | 21.28 | 55.77 | 100 | 0 | P | V |
| Remark | 1. No other spurious found. 2. All results are PASS against Peak and Average limit line. | | | | | | | | | | | | |



Band 3 - Straddle Channel

Emission below 1GHz

WIFI 802.11n VHT80 (LF @ 3m)

| WIFI | Note | Frequency | Level | Over | Limit | Read | Antenna | Path | Preamp | Ant | Table | Peak | Pol. |
|------------------------|--|-----------|------------|--------|------------|----------|----------|--------|--------|--------|---------|---------|---------|
| Ant. | | | | Limit | Line | Level | Factor | Loss | Factor | Pos | Pos | Avg. | |
| 1 | | (MHz) | (dBμV/m) | (dB) | (dBμV/m) | (dBμV) | (dB/m) | (dB) | (dB) | (cm) | (deg) | (P/A) | (H/V) |
| 802.11n VHT80 LF | | 30 | 20.57 | -19.43 | 40 | 28.17 | 24.01 | 0.76 | 32.38 | - | - | P | H |
| | | 35.82 | 19.55 | -20.45 | 40 | 29.76 | 21.35 | 0.81 | 32.37 | - | - | P | H |
| | | 68.8 | 17.41 | -22.59 | 40 | 36.72 | 11.91 | 1.09 | 32.35 | - | - | P | H |
| | | 935.01 | 32.51 | -13.49 | 46 | 29.56 | 29.71 | 4.09 | 31.03 | - | - | P | H |
| | | 940.83 | 32.92 | -13.08 | 46 | 29.6 | 30 | 4.1 | 30.97 | - | - | P | H |
| | | 953.44 | 33.47 | -12.53 | 46 | 29.29 | 30.72 | 4.13 | 30.86 | 100 | 0 | P | H |
| | | 40.67 | 29.22 | -10.78 | 40 | 42.05 | 18.7 | 0.84 | 32.37 | - | - | P | V |
| | | 75.59 | 32.11 | -7.89 | 40 | 50.65 | 12.61 | 1.14 | 32.34 | 100 | 0 | P | V |
| | | 81.41 | 24.4 | -15.6 | 40 | 42.25 | 13.25 | 1.19 | 32.34 | - | - | P | V |
| | | 910.76 | 31.8 | -14.2 | 46 | 29.81 | 29.03 | 4.04 | 31.25 | - | - | P | V |
| | | 920.46 | 32.21 | -13.79 | 46 | 29.99 | 29.14 | 4.06 | 31.16 | - | - | P | V |
| | 943.74 | 33.8 | -12.2 | 46 | 30.26 | 30.19 | 4.11 | 30.95 | - | - | P | V | |
| Remark | 1. No other spurious found. 2. All results are PASS against limit line. | | | | | | | | | | | | |



Note symbol

| | |
|-----|--|
| * | Fundamental Frequency which can be ignored. However, the level of any unwanted emissions shall not exceed the level of the fundamental frequency. |
| ! | Test result is over limit line. |
| P/A | Peak or Average |
| H/V | Horizontal or Vertical |



A calculation example for radiated spurious emission is shown as below:

| WIFI | Note | Frequency | Level | Over | Limit | Read | Antenna | Path | Preamp | Ant | Table | Peak | Pol. |
|---------|------|-----------|------------|--------|------------|----------|----------|--------|--------|--------|---------|---------|---------|
| Ant. | | | | Limit | Line | Level | Factor | Loss | Factor | Pos | Pos | Avg. | |
| 1 | | (MHz) | (dBμV/m) | (dB) | (dBμV/m) | (dBμV) | (dB/m) | (dB) | (dB) | (cm) | (deg) | (P/A) | (H/V) |
| 802.11b | | 2390 | 55.45 | -18.55 | 74 | 54.51 | 32.22 | 4.58 | 35.86 | 103 | 308 | P | H |
| CH 01 | | | | | | | | | | | | | |
| 2412MHz | | 2390 | 43.54 | -10.46 | 54 | 42.6 | 32.22 | 4.58 | 35.86 | 103 | 308 | A | H |

1. Path Loss(dB) = Cable loss(dB) + Filter loss(dB) + Attenuator loss(dB)
2. Level(dBμV/m) = Antenna Factor(dB/m) + Path Loss(dB) + Read Level(dBμV) - Preamp Factor(dB)
3. Over Limit(dB) = Level(dBμV/m) – Limit Line(dBμV/m)

For Peak Limit @ 2390MHz:

1. Level(dBμV/m)
 = Antenna Factor(dB/m) + Path Loss(dB) + Read Level(dBμV) - Preamp Factor(dB)
 = 32.22(dB/m) + 4.58(dB) + 54.51(dBμV) – 35.86 (dB)
 = 55.45 (dBμV/m)
2. Over Limit(dB)
 = Level(dBμV/m) – Limit Line(dBμV/m)
 = 55.45(dBμV/m) – 74(dBμV/m)
 = -18.55(dB)

For Average Limit @ 2390MHz:

1. Level(dBμV/m)
 = Antenna Factor(dB/m) + Path Loss(dB) + Read Level(dBμV) - Preamp Factor(dB)
 = 32.22(dB/m) + 4.58(dB) + 42.6(dBμV) – 35.86 (dB)
 = 43.54 (dBμV/m)
2. Over Limit(dB) = Level(dBμV/m) – Limit Line(dBμV/m)
 = 43.54(dBμV/m) – 54(dBμV/m)
 = -10.46(dB)

Both peak and average measured complies with the limit line, so test result is “PASS”.



Appendix D. Radiated Spurious Emission Plots

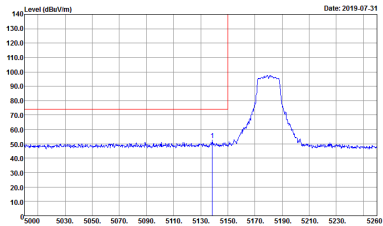
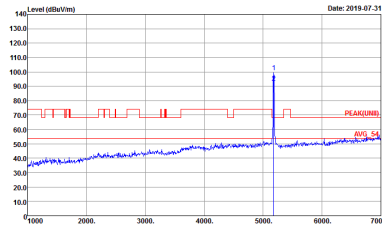
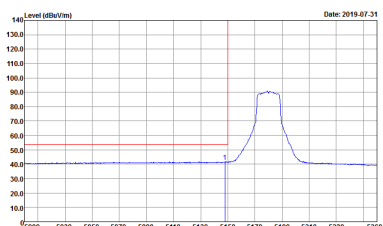
| | | | |
|------------------------|--------------------------------|----------------------------|------------|
| Test Engineer : | Bill Kuo, Fu Chen, Troye Hsieh | Temperature : | 21.6~26°C |
| | | Relative Humidity : | 54.6~66.3% |

Note symbol

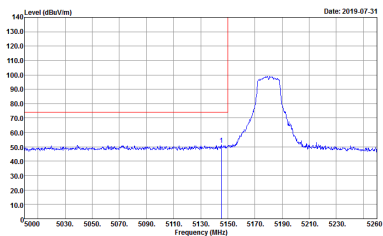
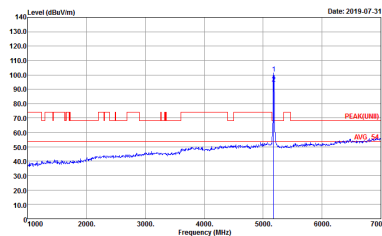
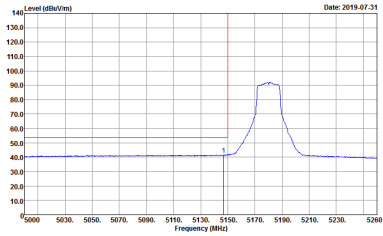
| | |
|----|-----------------------|
| -L | Low channel location |
| -R | High channel location |



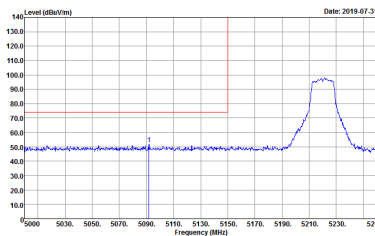
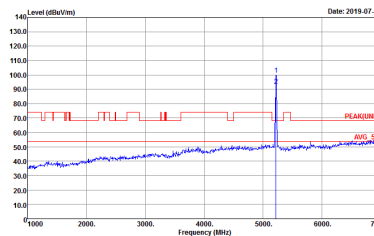
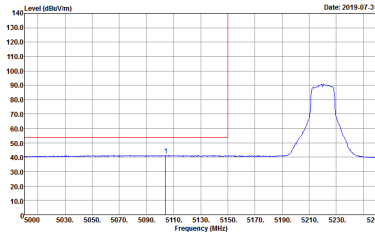
Band 1 - 5150~5250MHz
WIFI 802.11a (Band Edge @ 3m)

| WIFI | Band 1 5150~5250MHz Band Edge @ 3m | |
|-------------|--|--|
| ANT | 802.11a CH36 5180MHz | |
| 1 | Horizontal | Fundamental |
| Peak |  <p>Site : 03CH11-HY Condition : PEAK_BE_74 3m HORN 9120D-HF HORIZONTAL Detector : Peak Project : 971613</p> |  <p>Site : 03CH11-HY Condition : PEAK(UNIT) 3m HORN 9120D-HF HORIZONTAL Detector : Peak Project : 971613</p> |
| Avg. |  <p>Site : 03CH11-HY Condition : AVG_BE_54 3m HORN 9120D-HF HORIZONTAL Detector : Peak Project : 971613</p> | Left blank |

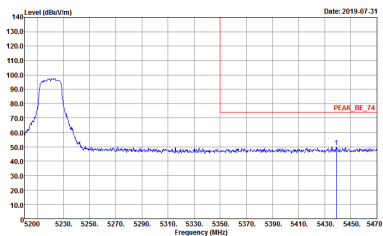
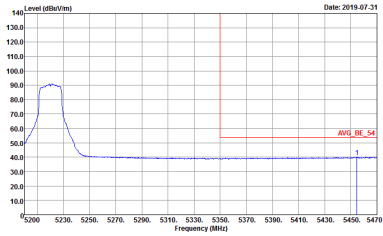


| WIFI | Band 1 5150~5250MHz Band Edge @ 3m | |
|------|--|---|
| ANT | 802.11a CH36 5180MHz | |
| 1 | Vertical | Fundamental |
| Peak |  <p>Date: 2019-07-31</p> <p>Site : 03CH11-HY Condition : PEAK_BE_74 3m HORN 91200-HF VERTICAL RBW:1000.000KHz VBW:3000.000KHz SWT:Auto Detector : Peak Project : 971613</p> |  <p>Date: 2019-07-31</p> <p>Site : 03CH11-HY Condition : PEAK(UNIT) 3m HORN 91200-HF VERTICAL RBW:1000.000KHz VBW:3000.000KHz SWT:Auto Detector : Peak Project : 971613</p> |
| Avg. |  <p>Date: 2019-07-31</p> <p>Site : 03CH11-HY Condition : AVG_BE_54 3m HORN 91200-HF VERTICAL RBW:1000.000KHz VBW:1.000KHz SWT:Auto Detector : Peak Project : 971613</p> | Left blank |

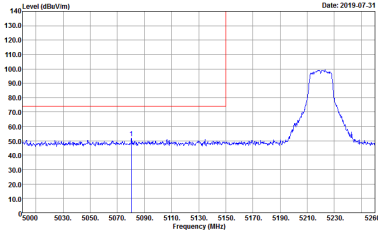
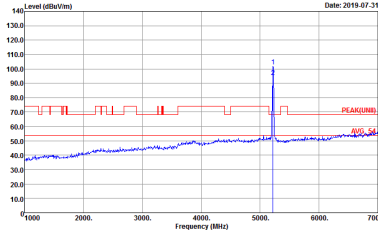
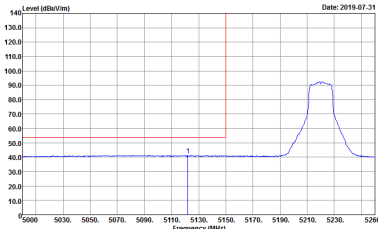


| WIFI | Band 1 5150~5250MHz Band Edge @ 3m | |
|------|--|---|
| ANT | 802.11a CH44 5220MHz - L | |
| 1 | Horizontal | Fundamental |
| Peak |  <p>Date: 2019-07-31</p> <p>Site : 03CH11-HY Condition : PEAK_BE_74 3m HORN 91200-HF HORIZONTAL : RBW:1000.000kHz VBW:3000.000kHz SWT:Auto Detector : Peak Project : 971613</p> |  <p>Date: 2019-07-31</p> <p>Site : 03CH11-HY Condition : PEAK(UNIT) 3m HORN 91200-HF HORIZONTAL : RBW:1000.000kHz VBW:3000.000kHz SWT:Auto Detector : Peak Project : 971613</p> |
| Avg. |  <p>Date: 2019-07-31</p> <p>Site : 03CH11-HY Condition : AVG_BE_54 3m HORN 91200-HF HORIZONTAL : RBW:1000.000kHz VBW:1.000kHz SWT:Auto Detector : Peak Project : 971613</p> | Left blank |

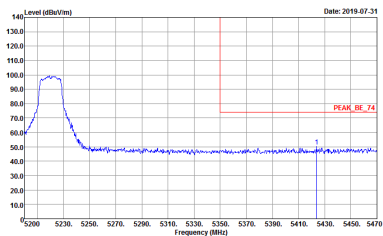
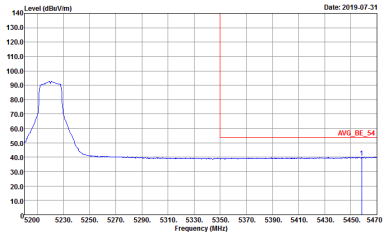


| WIFI | Band 1 5150~5250MHz Band Edge @ 3m | |
|--------------------|--|-------------------|
| ANT | 802.11a CH44 5220MHz - R | |
| 1 | Horizontal | Fundamental |
| <p>Peak</p> |  <p>Site : 03CH11-HY Condition : PEAK_BE_74 3m HORN 91200-HF HORIZONTAL RBW:1000.000KHz VBW:3000.000KHz SWT:Auto Detector : Peak Project : 971613</p> | <p>Left blank</p> |
| <p>Avg.</p> |  <p>Site : 03CH11-HY Condition : AVG_BE_54 3m HORN 91200-HF HORIZONTAL RBW:1000.000KHz VBW:1.000KHz SWT:Auto Detector : Peak Project : 971613</p> | <p>Left blank</p> |

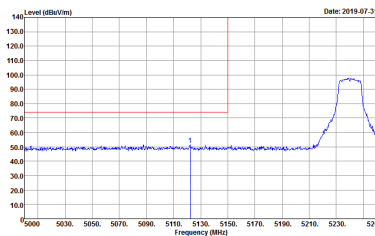
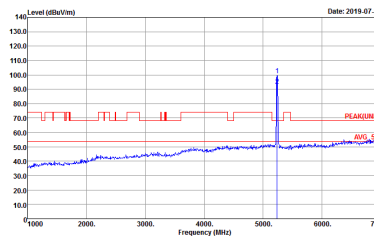
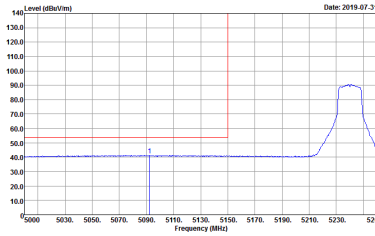


| WIFI | Band 1 5150~5250MHz Band Edge @ 3m | |
|------|---|---|
| ANT | 802.11a CH44 5220MHz - L | |
| 1 | Vertical | Fundamental |
| Peak |  <p>Site : 03CH11-HY Condition : PEAK_BE_74 3m HORN 91200-HF VERTICAL Detector : Peak Project : 971613</p> |  <p>Site : 03CH11-HY Condition : PEAK(UNIT) 3m HORN 91200-HF VERTICAL Detector : Peak Project : 971613</p> |
| Avg. |  <p>Site : 03CH11-HY Condition : AVG_BE_54 3m HORN 91200-HF VERTICAL Detector : Peak Project : 971613</p> | Left blank |



| WIFI | Band 1 5150~5250MHz Band Edge @ 3m | |
|--------------------|---|-------------------|
| ANT | 802.11a CH44 5220MHz - R | |
| 1 | Vertical | Fundamental |
| <p>Peak</p> |  <p> Site : 03CH11-HY Condition : PEAK_BE_74 3m HORN 91200-HF VERTICAL Detector : Peak Project : 971613 </p> | <p>Left blank</p> |
| <p>Avg.</p> |  <p> Site : 03CH11-HY Condition : AVG_BE_54 3m HORN 91200-HF VERTICAL Detector : Peak Project : 971613 </p> | <p>Left blank</p> |

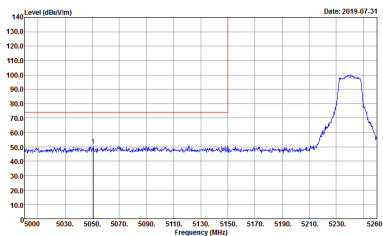
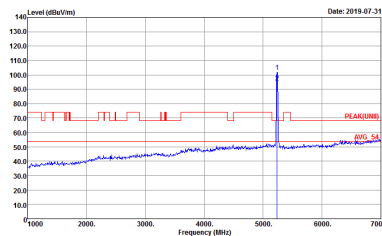
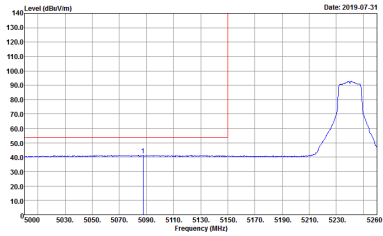


| WIFI | Band 1 5150~5250MHz Band Edge @ 3m | |
|------|--|---|
| ANT | 802.11a CH48 5240MHz - L | |
| 1 | Horizontal | Fundamental |
| Peak |  <p>Date: 2019-07-31</p> <p>Site : 03CH11-HY Condition : PEAK_BE_74 3m HORN 91200-HF HORIZONTAL RBW:1000.000kHz VBW:3000.000kHz SWT:Auto Detector : Peak Project : 971613</p> |  <p>Date: 2019-07-31</p> <p>Site : 03CH11-HY Condition : PEAK(UNIT) 3m HORN 91200-HF HORIZONTAL RBW:1000.000kHz VBW:3000.000kHz SWT:Auto Detector : Peak Project : 971613</p> |
| Avg. |  <p>Date: 2019-07-31</p> <p>Site : 03CH11-HY Condition : AVG_BE_54 3m HORN 91200-HF HORIZONTAL RBW:1000.000kHz VBW:1.000kHz SWT:Auto Detector : Peak Project : 971613</p> | Left blank |

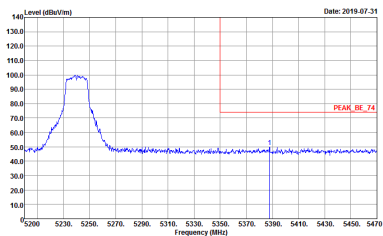
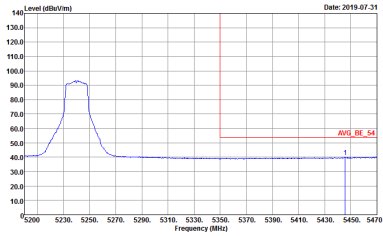


| WIFI | Band 1 5150~5250MHz Band Edge @ 3m | |
|--------------------|--|-------------------|
| ANT | 802.11a CH48 5240MHz - R | |
| 1 | Horizontal | Fundamental |
| <p>Peak</p> | <p>Site : 03CH11-HY Condition : PEAK_BE_74 3m HORN 91200-HF HORIZONTAL Detector : Peak Project : 971613</p> | <p>Left blank</p> |
| <p>Avg.</p> | <p>Site : 03CH11-HY Condition : AVG_BE_54 3m HORN 91200-HF HORIZONTAL Detector : Peak Project : 971613</p> | <p>Left blank</p> |



| | | |
|------|--|---|
| WIFI | Band 1 5150~5250MHz Band Edge @ 3m | |
| ANT | 802.11a CH48 5240MHz - L | |
| 1 | Vertical | Fundamental |
| Peak |  <p>Date: 2019-07-31</p> <p>Site : 03CH11-HY Condition : PEAK_BE_74 3m HORN 91200-HF VERTICAL RBW:1000.000KHz VBW:3000.000KHz SWT:Auto Detector : Peak Project : 971613</p> |  <p>Date: 2019-07-31</p> <p>Site : 03CH11-HY Condition : PEAK(UNIT) 3m HORN 91200-HF VERTICAL RBW:1000.000KHz VBW:3000.000KHz SWT:Auto Detector : Peak Project : 971613</p> |
| Avg. |  <p>Date: 2019-07-31</p> <p>Site : 03CH11-HY Condition : AVG_BE_54 3m HORN 91200-HF VERTICAL RBW:1000.000KHz VBW:1.000KHz SWT:Auto Detector : Peak Project : 971613</p> | Left blank |



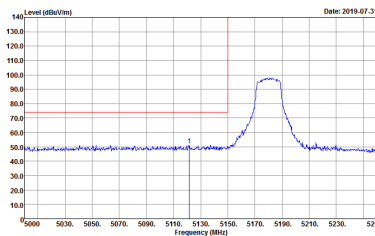
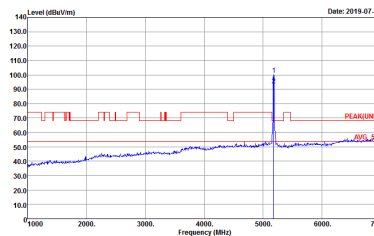
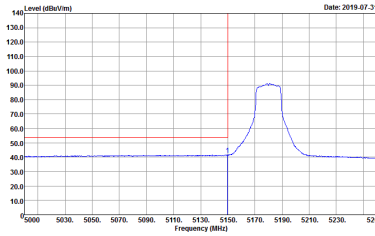
| WIFI | Band 1 5150~5250MHz Band Edge @ 3m | |
|--------------------|--|-------------------|
| ANT | 802.11a CH48 5240MHz - R | |
| 1 | Vertical | Fundamental |
| <p>Peak</p> |  <p>Site : 03CH11-HY Condition : PEAK_BE_74 3m HORN 91200-HF VERTICAL RBW:1000.000KHz VBW:3000.000KHz SWT:Auto Detector : Peak Project : 971613</p> | <p>Left blank</p> |
| <p>Avg.</p> |  <p>Site : 03CH11-HY Condition : AVG_BE_54 3m HORN 91200-HF VERTICAL RBW:1000.000KHz VBW:1.000KHz SWT:Auto Detector : Peak Project : 971613</p> | <p>Left blank</p> |



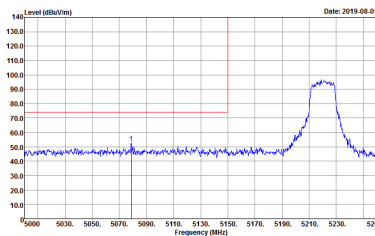
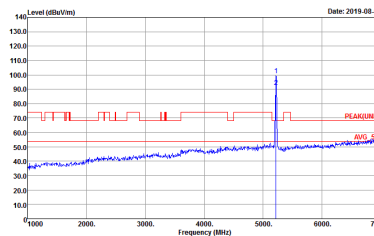
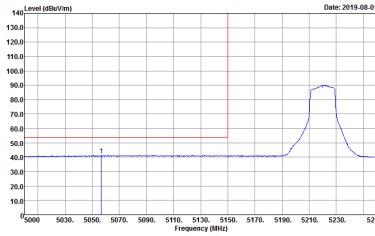
Band 1 5150~5250MHz
WIFI 802.11ac VHT20 (Band Edge @ 3m)

| WIFI | Band 1 5150~5250MHz Band Edge @ 3m | |
|-------------|--|---|
| ANT | 802.11ac VHT20 CH36 5180MHz | |
| 1 | Horizontal | Fundamental |
| Peak | <p>Site : 03CH11-HY Condition : PEAK_BE_74 3m HORN 9120D-HF HORIZONTAL Detector : Peak Project : 971613</p> | <p>Site : 03CH11-HY Condition : PEAK(LIN) 3m HORN 9120D-HF HORIZONTAL Detector : Peak Project : 971613</p> |
| Avg. | <p>Site : 03CH11-HY Condition : AVG_BE_54 3m HORN 9120D-HF HORIZONTAL Detector : Peak Project : 971613</p> | Left blank |

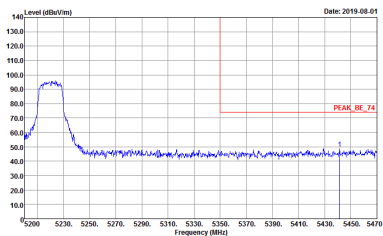
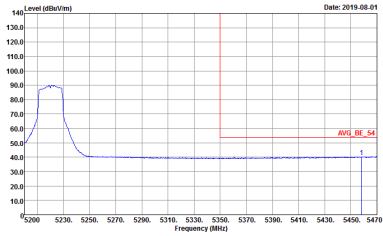


| | | |
|------|--|---|
| WIFI | Band 1 5150~5250MHz Band Edge @ 3m | |
| ANT | 802.11ac VHT20 CH36 5180MHz | |
| 1 | Vertical | Fundamental |
| Peak |  <p>Site : 03CH11-HY Condition : PEAK_BE_74 3m HORN 91200-HF VERTICAL RBW:1000.000KHz VBW:3000.000KHz SWT:Auto Detector : Peak Project : 971613</p> |  <p>Site : 03CH11-HY Condition : PEAK(UNIT) 3m HORN 91200-HF VERTICAL RBW:1000.000KHz VBW:3000.000KHz SWT:Auto Detector : Peak Project : 971613</p> |
| Avg. |  <p>Site : 03CH11-HY Condition : AVG_BE_54 3m HORN 91200-HF VERTICAL RBW:1000.000KHz VBW:1.000KHz SWT:Auto Detector : Peak Project : 971613</p> | Left blank |

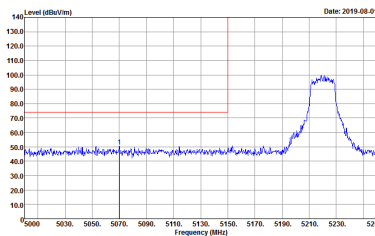
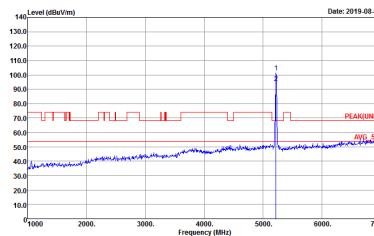
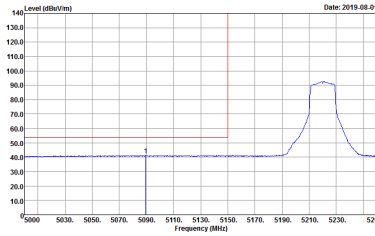


| WIFI | Band 1 5150~5250MHz Band Edge @ 3m | |
|------|--|---|
| ANT | 802.11ac VHT20 CH44 5220MHz - L | |
| 1 | Horizontal | Fundamental |
| Peak |  <p>Date: 2019-08-01</p> <p>Site : 03CH11-HY Condition : PEAK_BE_74 3m HORN 91200-HF HORIZONTAL RBW:1000.000kHz VBW:3000.000kHz SWT:Auto Detector : Peak Project : 971613</p> |  <p>Date: 2019-08-01</p> <p>Site : 03CH11-HY Condition : PEAK(UNIT) 3m HORN 91200-HF HORIZONTAL RBW:1000.000kHz VBW:3000.000kHz SWT:Auto Detector : Peak Project : 971613</p> |
| Avg. |  <p>Date: 2019-08-01</p> <p>Site : 03CH11-HY Condition : AVG_BE_54 3m HORN 91200-HF HORIZONTAL RBW:1000.000kHz VBW:1.000kHz SWT:Auto Detector : Peak Project : 971613</p> | Left blank |

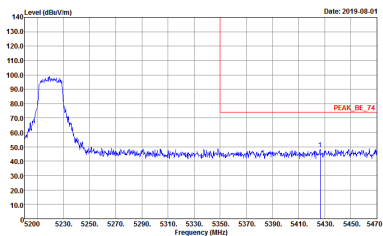
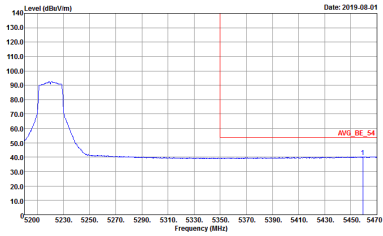


| WIFI | Band 1 5150~5250MHz Band Edge @ 3m | |
|--------------------|---|-------------------|
| ANT | 802.11ac VHT20 CH44 5220MHz - R | |
| 1 | Horizontal | Fundamental |
| <p>Peak</p> |  <p>Site : 03CH11-HY Condition : PEAK_BE_74 3m HORN 91200-HF HORIZONTAL Detector : Peak Project : 971613</p> | <p>Left blank</p> |
| <p>Avg.</p> |  <p>Site : 03CH11-HY Condition : AVG_BE_54 3m HORN 91200-HF HORIZONTAL Detector : Peak Project : 971613</p> | <p>Left blank</p> |

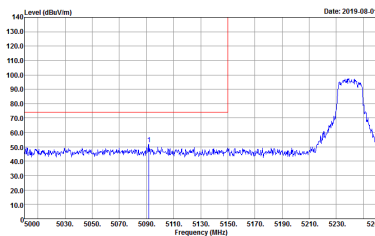
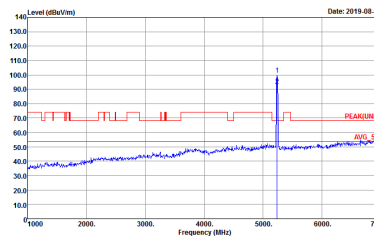
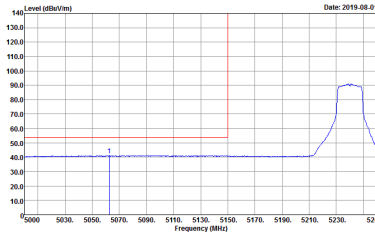


| | | |
|------|--|---|
| WIFI | Band 1 5150~5250MHz Band Edge @ 3m | |
| ANT | 802.11ac VHT20 CH44 5220MHz - L | |
| 1 | Vertical | Fundamental |
| Peak |  <p>Site : 03CH11-HY Condition : PEAK_BE_74 3m HORN 91200-HF VERTICAL RBW:1000.000KHz VBW:3000.000KHz SWT:Auto Detector : Peak Project : 971613</p> |  <p>Site : 03CH11-HY Condition : PEAK(UNIT) 3m HORN 91200-HF VERTICAL RBW:1000.000KHz VBW:3000.000KHz SWT:Auto Detector : Peak Project : 971613</p> |
| Avg. |  <p>Site : 03CH11-HY Condition : AVG_BE_54 3m HORN 91200-HF VERTICAL RBW:1000.000KHz VBW:1.000KHz SWT:Auto Detector : Peak Project : 971613</p> | Left blank |

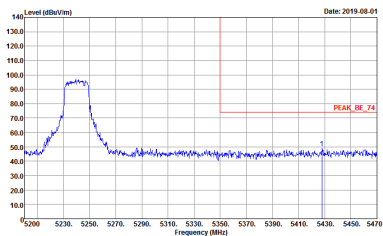
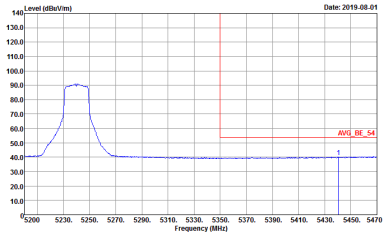


| WIFI | Band 1 5150~5250MHz Band Edge @ 3m | |
|--------------------|--|-------------------|
| ANT | 802.11ac VHT20 CH44 5220MHz - R | |
| 1 | Vertical | Fundamental |
| <p>Peak</p> |  <p> Site : 03CH11-HY Condition : PEAK_BE_74 3m HORN 91200-HF VERTICAL RBW:1000.000KHz VBW:3000.000KHz SWT:Auto Detector : Peak Project : 971613 </p> | <p>Left blank</p> |
| <p>Avg.</p> |  <p> Site : 03CH11-HY Condition : AVG_BE_54 3m HORN 91200-HF VERTICAL RBW:1000.000KHz VBW:1.000KHz SWT:Auto Detector : Peak Project : 971613 </p> | <p>Left blank</p> |

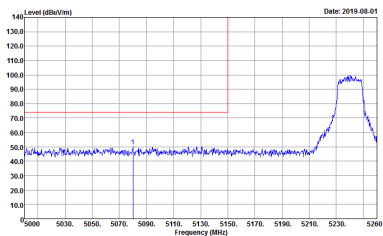
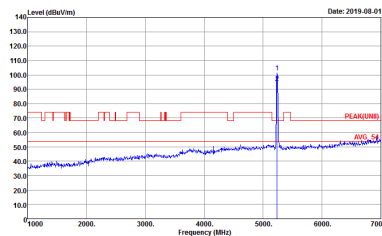
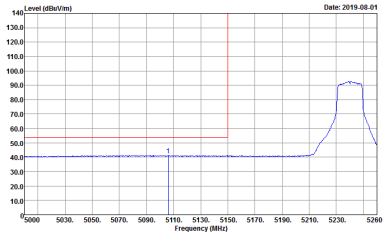


| WIFI | Band 1 5150~5250MHz Band Edge @ 3m | |
|------|--|---|
| ANT | 802.11ac VHT20 CH48 5240MHz - L | |
| 1 | Horizontal | Fundamental |
| Peak |  <p>Date: 2019-08-01</p> <p>Site : 03CH11-HY Condition : PEAK_BE_74 3m HORN 91200-HF HORIZONTAL RBW:1000.000kHz VBW:3000.000kHz SWT:Auto Detector : Peak Project : 971613</p> |  <p>Date: 2019-08-01</p> <p>Site : 03CH11-HY Condition : PEAK(UNIT) 3m HORN 91200-HF HORIZONTAL RBW:1000.000kHz VBW:3000.000kHz SWT:Auto Detector : Peak Project : 971613</p> |
| Avg. |  <p>Date: 2019-08-01</p> <p>Site : 03CH11-HY Condition : AVG_BE_54 3m HORN 91200-HF HORIZONTAL RBW:1000.000kHz VBW:1.000kHz SWT:Auto Detector : Peak Project : 971613</p> | Left blank |

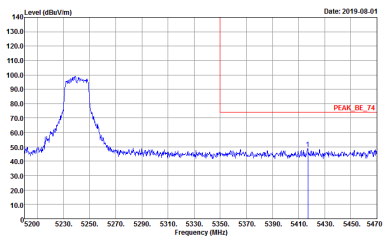
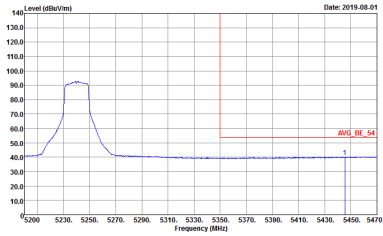


| WIFI | Band 1 5150~5250MHz Band Edge @ 3m | |
|--------------------|---|-------------------|
| ANT | 802.11ac VHT20 CH48 5240MHz - R | |
| 1 | Horizontal | Fundamental |
| <p>Peak</p> |  <p> Site : 03CH11-HY Condition : PEAK_BE_74 3m HORN 91200-HF HORIZONTAL Detector : Peak Project : 971613 </p> | <p>Left blank</p> |
| <p>Avg.</p> |  <p> Site : 03CH11-HY Condition : AVG_BE_54 3m HORN 91200-HF HORIZONTAL Detector : Peak Project : 971613 </p> | <p>Left blank</p> |



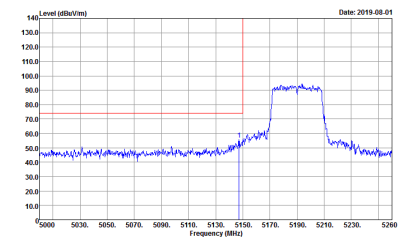
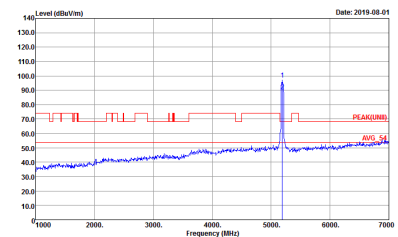
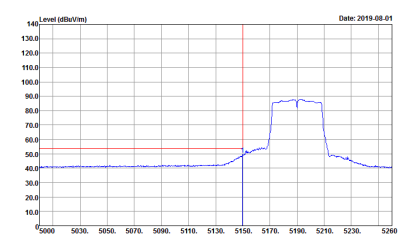
| | | |
|------|--|---|
| WIFI | Band 1 5150~5250MHz Band Edge @ 3m | |
| ANT | 802.11ac VHT20 CH48 5240MHz - L | |
| 1 | Vertical | Fundamental |
| Peak |  <p>Date: 2019-08-01</p> <p>Site : 03CH11-HY Condition : PEAK_BE_74 3m HORN 91200-HF VERTICAL RBW:1000.000KHz VBW:3000.000KHz SWT:Auto Detector : Peak Project : 971613</p> |  <p>Date: 2019-08-01</p> <p>Site : 03CH11-HY Condition : PEAK(UNIT) 3m HORN 91200-HF VERTICAL RBW:1000.000KHz VBW:3000.000KHz SWT:Auto Detector : Peak Project : 971613</p> |
| Avg. |  <p>Date: 2019-08-01</p> <p>Site : 03CH11-HY Condition : AVG_BE_54 3m HORN 91200-HF VERTICAL RBW:1000.000KHz VBW:1.000KHz SWT:Auto Detector : Peak Project : 971613</p> | Left blank |



| WIFI | Band 1 5150~5250MHz Band Edge @ 3m | |
|--------------------|---|-------------------|
| ANT | 802.11ac VHT20 CH48 5240MHz - R | |
| 1 | Vertical | Fundamental |
| <p>Peak</p> |  <p> Site : 03CH11-HY Condition : PEAK_BE_74 3m HORN 91200-HF VERTICAL Detector : Peak Project : 971613 </p> | <p>Left blank</p> |
| <p>Avg.</p> |  <p> Site : 03CH11-HY Condition : AVG_BE_54 3m HORN 91200-HF VERTICAL Detector : Peak Project : 971613 </p> | <p>Left blank</p> |



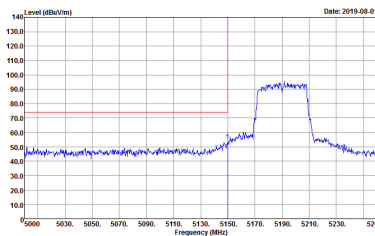
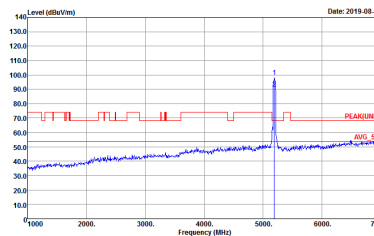
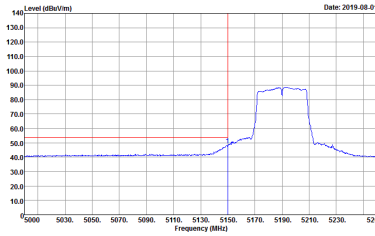
Band 1 5150~5250MHz
WIFI 802.11ac VHT40 (Band Edge @ 3m)

| WIFI | Band 1 5150~5250MHz Band Edge @ 3m | |
|-------------|---|--|
| ANT | 802.11ac VHT40 CH38 5190MHz - L | |
| 1 | Horizontal | Fundamental |
| Peak |  <p>Site : 03CH11-HY Condition : PEAK_BE_74 3m HORN 91200-HF HORIZONTAL Detector : Peak Project : 971613</p> |  <p>Site : 03CH11-HY Condition : PEAK(LINII) 3m HORN 91200-HF HORIZONTAL Detector : Peak Project : 971613</p> |
| Avg. |  <p>Site : 03CH11-HY Condition : AVG_BE_54 3m HORN 91200-HF HORIZONTAL Detector : Peak Project : 971613</p> | Left blank |

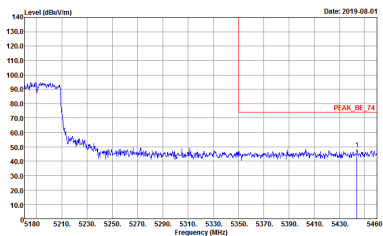
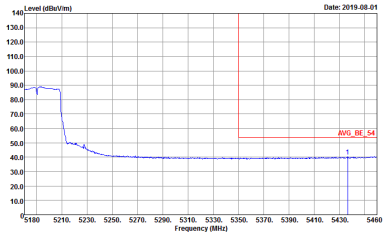


| WIFI | Band 1 5150~5250MHz Band Edge @ 3m | |
|--------------------|--|-------------------|
| ANT | 802.11ac VHT40 CH38 5190MHz - R | |
| 1 | Horizontal | Fundamental |
| <p>Peak</p> | <p>Site : 03CH11-HY Condition : PEAK_BE_74 3m HORN 91200-HF HORIZONTAL Detector : Peak Project : 971613</p> | <p>Left blank</p> |
| <p>Avg.</p> | <p>Site : 03CH11-HY Condition : AVG_BE_54 3m HORN 91200-HF HORIZONTAL Detector : Peak Project : 971613</p> | <p>Left blank</p> |

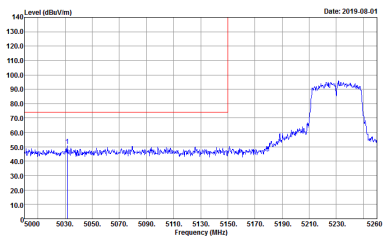
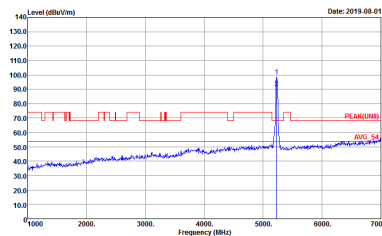
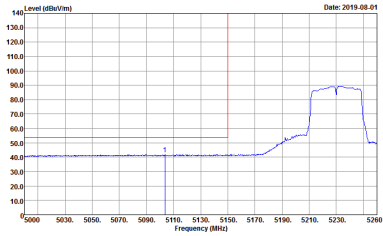


| | | |
|------|--|---|
| WIFI | Band 1 5150~5250MHz Band Edge @ 3m | |
| ANT | 802.11ac VHT40 CH38 5190MHz - L | |
| 1 | Vertical | Fundamental |
| Peak |  <p>Site : 03CH11-HY Condition : PEAK_BE_74 3m HORN 91200-HF VERTICAL RBW:1000.000KHz VBW:3000.000KHz SWT:Auto Detector : Peak Project : 971613</p> |  <p>Site : 03CH11-HY Condition : PEAK(UNIT) 3m HORN 91200-HF VERTICAL RBW:1000.000KHz VBW:3000.000KHz SWT:Auto Detector : Peak Project : 971613</p> |
| Avg. |  <p>Site : 03CH11-HY Condition : AVG_BE_54 3m HORN 91200-HF VERTICAL RBW:1000.000KHz VBW:3.000KHz SWT:Auto Detector : Peak Project : 971613</p> | Left blank |

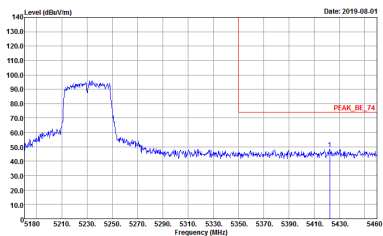
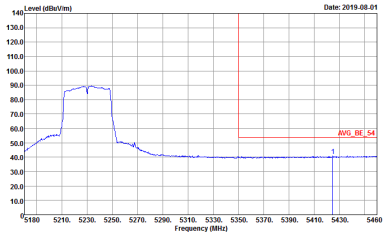


| WIFI | Band 1 5150~5250MHz Band Edge @ 3m | |
|--------------------|---|-------------------|
| ANT | 802.11ac VHT40 CH38 5190MHz - R | |
| 1 | Vertical | Fundamental |
| <p>Peak</p> |  <p> Site : 03CH11-HY Condition : PEAK_BE_74 3m HORN 91200-HF VERTICAL Detector : Peak Project : 971613 </p> | <p>Left blank</p> |
| <p>Avg.</p> |  <p> Site : 03CH11-HY Condition : AVG_BE_54 3m HORN 91200-HF VERTICAL Detector : Peak Project : 971613 </p> | <p>Left blank</p> |

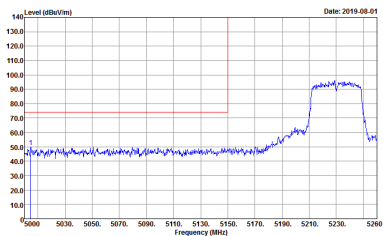
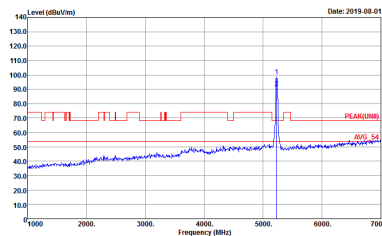
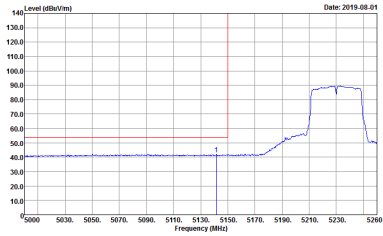


| | | |
|------|--|---|
| WIFI | Band 1 5150~5250MHz Band Edge @ 3m | |
| ANT | 802.11ac VHT40 CH46 5230MHz - L | |
| 1 | Horizontal | Fundamental |
| Peak |  <p>Site : 03CH11-HY Condition : PEAK_BE_74 3m HORN 91200-HF HORIZONTAL RBW:1000.000kHz VBW:3000.000kHz SWT:Auto Detector : Peak Project : 971613</p> |  <p>Site : 03CH11-HY Condition : PEAK(UNIT) 3m HORN 91200-HF HORIZONTAL RBW:1000.000kHz VBW:3000.000kHz SWT:Auto Detector : Peak Project : 971613</p> |
| Avg. |  <p>Site : 03CH11-HY Condition : AVG_BE_54 3m HORN 91200-HF HORIZONTAL RBW:1000.000kHz VBW:3.000kHz SWT:Auto Detector : Peak Project : 971613</p> | Left blank |

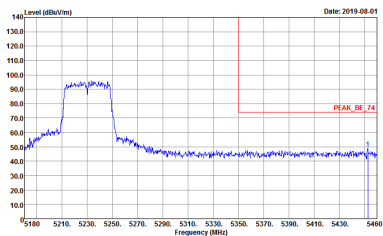
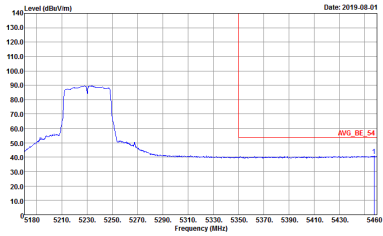


| WIFI | Band 1 5150~5250MHz Band Edge @ 3m | |
|--------------------|--|-------------------|
| ANT | 802.11ac VHT40 CH46 5230MHz - R | |
| 1 | Horizontal | Fundamental |
| <p>Peak</p> |  <p> Date: 2019.08.01 Site : 03CH11-HY Condition : PEAK_BE_74 3m HORN 91200-HF HORIZONTAL : RBW:1000.000KHz VBW:3000.000KHz SWT:Auto Detector : Peak Project : 971613 </p> | <p>Left blank</p> |
| <p>Avg.</p> |  <p> Date: 2019.08.01 Site : 03CH11-HY Condition : AVG_BE_54 3m HORN 91200-HF HORIZONTAL : RBW:1000.000KHz VBW:3.000KHz SWT:Auto Detector : Peak Project : 971613 </p> | <p>Left blank</p> |



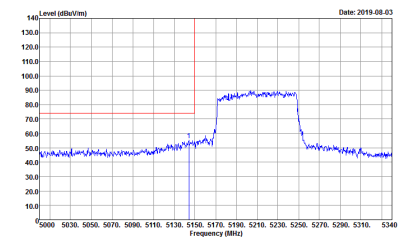
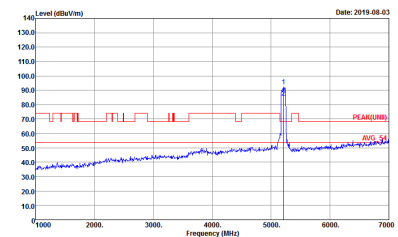
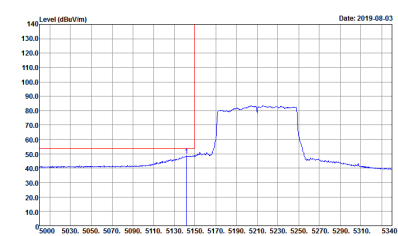
| | | |
|------|--|---|
| WIFI | Band 1 5150~5250MHz Band Edge @ 3m | |
| ANT | 802.11ac VHT40 CH46 5230MHz - L | |
| 1 | Vertical | Fundamental |
| Peak |  <p>Site : 03CH11-HY Condition : PEAK_BE_74 3m HORN 91200-HF VERTICAL RBW:1000.000KHz VBW:3000.000KHz SWT:Auto Detector : Peak Project : 971613</p> |  <p>Site : 03CH11-HY Condition : PEAK(UNIT) 3m HORN 91200-HF VERTICAL RBW:1000.000KHz VBW:3000.000KHz SWT:Auto Detector : Peak Project : 971613</p> |
| Avg. |  <p>Site : 03CH11-HY Condition : AVG_BE_54 3m HORN 91200-HF VERTICAL RBW:1000.000KHz VBW:3.000KHz SWT:Auto Detector : Peak Project : 971613</p> | Left blank |



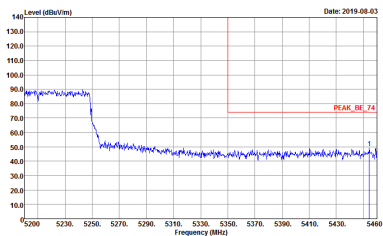
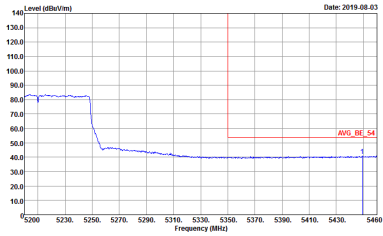
| WIFI | Band 1 5150~5250MHz Band Edge @ 3m | |
|--------------------|---|-------------------|
| ANT | 802.11ac VHT40 CH46 5230MHz - R | |
| 1 | Vertical | Fundamental |
| <p>Peak</p> |  <p>Site : 03CH11-HY Condition : PEAK_BE_74 3m HORN 91200-HF VERTICAL Detector : Peak Project : 971613</p> | <p>Left blank</p> |
| <p>Avg.</p> |  <p>Site : 03CH11-HY Condition : AVG_BE_54 3m HORN 91200-HF VERTICAL Detector : Peak Project : 971613</p> | <p>Left blank</p> |



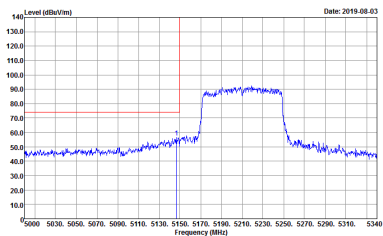
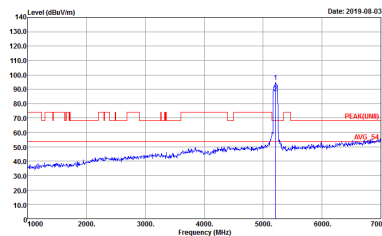
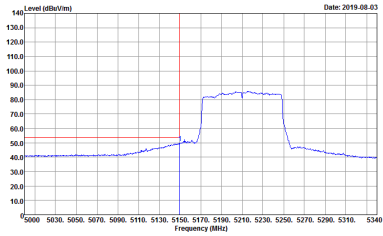
Band 1 5150~5250MHz
WIFI 802.11ac VHT80 (Band Edge @ 3m)

| WIFI | Band 1 5150~5250MHz Band Edge @ 3m | |
|-------------|---|--|
| ANT | 802.11ac VHT80 CH42 5210MHz - L | |
| 1 | Horizontal | Fundamental |
| Peak |  <p>Site : 03CH11-HY Condition : PEAK_BE_74 3m HORN 9120D-HF HORIZONTAL Detector : Peak Project : 971613</p> |  <p>Site : 03CH11-HY Condition : PEAK(LINII) 3m HORN 9120D-HF HORIZONTAL Detector : Peak Project : 971613</p> |
| Avg. |  <p>Site : 03CH11-HY Condition : AVG_BE_54 3m HORN 9120D-HF HORIZONTAL Detector : Peak Project : 971613</p> | Left blank |

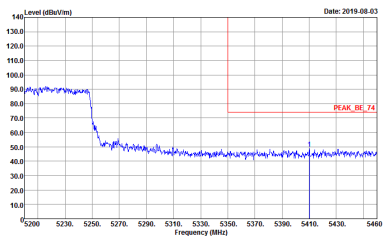
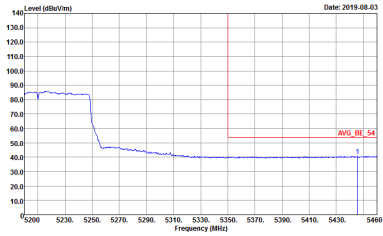


| WIFI | Band 1 5150~5250MHz Band Edge @ 3m | |
|--------------------|---|-------------------|
| ANT | 802.11ac VHT80 CH42 5210MHz - R | |
| 1 | Horizontal | Fundamental |
| <p>Peak</p> |  <p>Site : 03CH11-HY Condition : PEAK_BE_74 3m HORN 91200-HF HORIZONTAL Detector : Peak Project : 971613</p> | <p>Left blank</p> |
| <p>Avg.</p> |  <p>Site : 03CH11-HY Condition : AVG_BE_54 3m HORN 91200-HF HORIZONTAL Detector : Peak Project : 971613</p> | <p>Left blank</p> |



| | | |
|------|--|---|
| WIFI | Band 1 5150~5250MHz Band Edge @ 3m | |
| ANT | 802.11ac VHT80 CH42 5210MHz - L | |
| 1 | Vertical | Fundamental |
| Peak |  <p>Site : 03CH11-HY Condition : PEAK_BE_74 3m HORN 91200-HF VERTICAL RBW:1000.000KHz VBW:3000.000KHz SWT:Auto Detector : Peak Project : 971613</p> |  <p>Site : 03CH11-HY Condition : PEAK(UNIT) 3m HORN 91200-HF VERTICAL RBW:1000.000KHz VBW:3000.000KHz SWT:Auto Detector : Peak Project : 971613</p> |
| Avg. |  <p>Site : 03CH11-HY Condition : AVG_BE_54 3m HORN 91200-HF VERTICAL RBW:1000.000KHz VBW:3.000KHz SWT:Auto Detector : Peak Project : 971613</p> | Left blank |



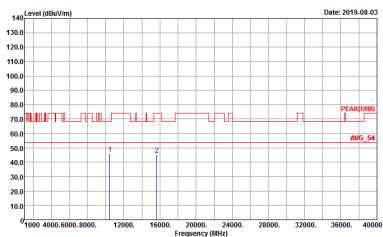
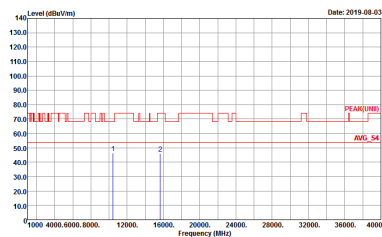
| WIFI | Band 1 5150~5250MHz Band Edge @ 3m | |
|--------------------|---|-------------------|
| ANT | 802.11ac VHT80 CH42 5210MHz - R | |
| 1 | Vertical | Fundamental |
| <p>Peak</p> |  <p>Site : 03CH11-HY Condition : PEAK_BE_74 3m HORN 91200-HF VERTICAL Detector : Peak Project : 971613</p> | <p>Left blank</p> |
| <p>Avg.</p> |  <p>Site : 03CH11-HY Condition : AVG_BE_54 3m HORN 91200-HF VERTICAL Detector : Peak Project : 971613</p> | <p>Left blank</p> |



Band 1 - 5150~5250MHz
WIFI 802.11a (Harmonic @ 3m)

| | | |
|----------------------------|---|---|
| WIFI | Band 1 5150~5250MHz Harmonic @ 3m | |
| ANT | 802.11a CH36 5180MHz | |
| 1 | Horizontal | Vertical |
| Peak Avg. | <p>Site : 03CHI1-HY Condition : PEAK(LINEI) 3m HORN 9120D-HF HORIZONTAL Detector : Peak Project : 971613</p> | <p>Site : 03CHI1-HY Condition : PEAK(LINEI) 3m HORN 9120D-HF VERTICAL Detector : Peak Project : 971613</p> |



| | | |
|--------------|--|---|
| WIFI | Band 1 5150~5250MHz Harmonic @ 3m | |
| ANT | 802.11a CH44 5220MHz | |
| 1 | Horizontal | Vertical |
| Peak Avg. |  <p>Site : 03CH11-HY Condition : PEAK(LINII) 3m HORN 9120D-HF HORIZONTAL Detector : Peak Project : 971613</p> |  <p>Site : 03CH11-HY Condition : PEAK(LINII) 3m HORN 9120D-HF VERTICAL Detector : Peak Project : 971613</p> |



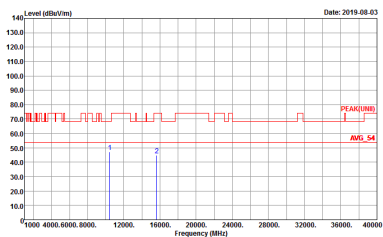
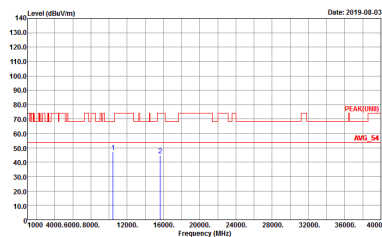
| | | |
|---------------------------------------|---|---|
| WIFI | Band 1 5150~5250MHz Harmonic @ 3m | |
| ANT | 802.11a CH48 5240MHz | |
| 1 | Horizontal | Vertical |
| <p>Peak</p> <p>Avg.</p> | <p>Date: 2019-08-03</p> <p>Site : 03CH11-HY Condition : PEAK(LINII) 3m HORN 9120D-HF HORIZONTAL Detector : Peak Project : 971613</p> | <p>Date: 2019-08-03</p> <p>Site : 03CH11-HY Condition : PEAK(LINII) 3m HORN 9120D-HF VERTICAL Detector : Peak Project : 971613</p> |



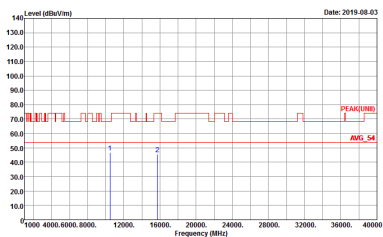
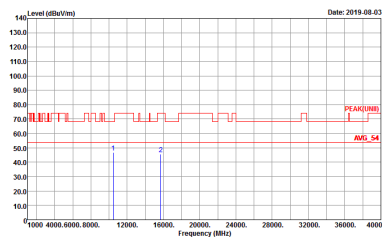
**Band 1 5150~5250MHz
WIFI 802.11ac VHT20 (Harmonic @ 3m)**

| WIFI | Band 1 5150~5250MHz Harmonic @ 3m | |
|---------------------------------------|---|---|
| ANT | 802.11ac VHT20 CH36 5180MHz | |
| 1 | Horizontal | Vertical |
| <p>Peak</p> <p>Avg.</p> | <p>Site : 03CH11-4FY Condition : PEAK(UWB) 3m HORN 9120D-HF HORIZONTAL Detector : Peak Project : 971613</p> | <p>Site : 03CH11-4FY Condition : PEAK(UWB) 3m HORN 9120D-HF VERTICAL Detector : Peak Project : 971613</p> |



| | | |
|---------------------------------------|---|--|
| WIFI | Band 1 5150~5250MHz Harmonic @ 3m | |
| ANT | 802.11ac VHT20 CH44 5220MHz | |
| 1 | Horizontal | Vertical |
| <p>Peak</p> <p>Avg.</p> |  <p>Site : 03CH11-HY Condition : PEAK(LINII) 3m HORN 9120D-HF HORIZONTAL Detector : Peak Project : 971613</p> |  <p>Site : 03CH11-HY Condition : PEAK(LINII) 3m HORN 9120D-HF VERTICAL Detector : Peak Project : 971613</p> |



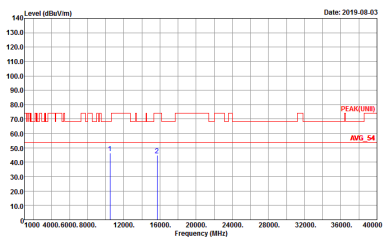
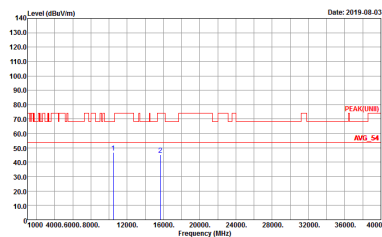
| | | |
|--------------|--|---|
| WIFI | Band 1 5150~5250MHz Harmonic @ 3m | |
| ANT | 802.11ac VHT20 CH48 5240MHz | |
| 1 | Horizontal | Vertical |
| Peak Avg. |  <p>Site : 03CH11-HY Condition : PEAK(LINII) 3m HORN 9120D-HF HORIZONTAL Detector : Peak Project : 971613</p> |  <p>Site : 03CH11-HY Condition : PEAK(LINII) 3m HORN 9120D-HF VERTICAL Detector : Peak Project : 971613</p> |



**Band 1 5150~5250MHz
WIFI 802.11ac VHT40 (Harmonic @ 3m)**

| WIFI | Band 1 5150~5250MHz Harmonic @ 3m | |
|---------------------------------------|---|---|
| ANT | 802.11ac VHT40 CH38 5190MHz | |
| 1 | Horizontal | Vertical |
| <p>Peak</p> <p>Avg.</p> | <p>Site : 03CH11-HY Condition : PEAK(UNII) 3m HORN 91200-HF HORIZONTAL Detector : Peak Project : 971613</p> | <p>Site : 03CH11-HY Condition : PEAK(UNII) 3m HORN 91200-HF VERTICAL Detector : Peak Project : 971613</p> |



| | | |
|--------------|--|---|
| WIFI | Band 1 5150~5250MHz Harmonic @ 3m | |
| ANT | 802.11ac VHT40 CH46 5230MHz | |
| 1 | Horizontal | Vertical |
| Peak Avg. |  <p>Site : 03CH11-HY Condition : PEAK(LINII) 3m HORN 9120D-HF HORIZONTAL Detector : Peak Project : 971613</p> |  <p>Site : 03CH11-HY Condition : PEAK(LINII) 3m HORN 9120D-HF VERTICAL Detector : Peak Project : 971613</p> |



**Band 1 5150~5250MHz
WIFI 802.11ac VHT80 (Harmonic @ 3m)**

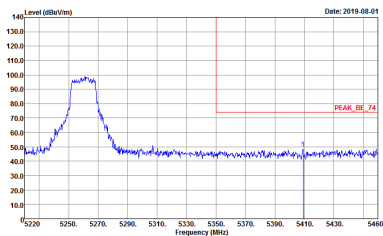
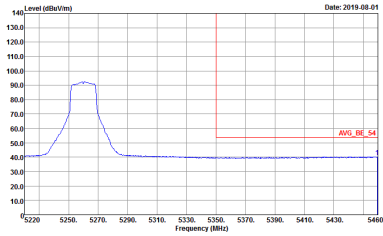
| WIFI | Band 1 5150~5250MHz Harmonic @ 3m | |
|---------------------------------------|---|---|
| ANT | 802.11ac VHT80 CH42 5210MHz | |
| 1 | Horizontal | Vertical |
| <p>Peak</p> <p>Avg.</p> | <p>Site : 03CH11-4FY Condition : PEAK(UWB) 3m HORN 9120D-HF HORIZONTAL Detector : Peak Project : 971613</p> | <p>Site : 03CH11-4FY Condition : PEAK(UWB) 3m HORN 9120D-HF VERTICAL Detector : Peak Project : 971613</p> |



Band 2 - 5250~5350MHz
WIFI 802.11a (Band Edge @ 3m)

| WIFI | Band 2 5250~5350MHz Band Edge @ 3m | |
|-------------|---|---|
| ANT | 802.11a CH52 5260MHz - L | |
| 1 | Horizontal | Fundamental |
| Peak | <p>Site : 03CH11-HY Condition : PEAK_BE_74 3m HORN 9120D-HF HORIZONTAL Detector : Peak Project : 971613</p> | <p>Site : 03CH11-HY Condition : PEAK(UNIT) 3m HORN 9120D-HF HORIZONTAL Detector : Peak Project : 971613</p> |
| Avg. | <p>Site : 03CH11-HY Condition : AVG_BE_54 3m HORN 9120D-HF HORIZONTAL Detector : Peak Project : 971613</p> | Left blank |

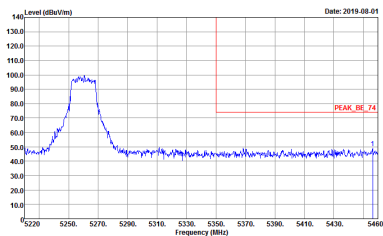
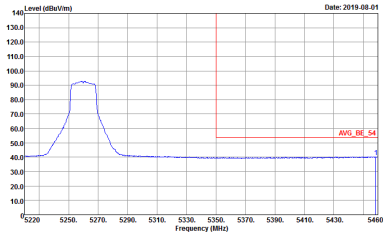


| WIFI | Band 2 5250~5350MHz Band Edge @ 3m | |
|--------------------|--|-------------------|
| ANT | 802.11a CH52 5260MHz - R | |
| 1 | Horizontal | Fundamental |
| <p>Peak</p> |  <p>Site : 03CH11-HY Condition : PEAK_BE_74 3m HORN 91200-HF HORIZONTAL : RBW:1000.000KHz VBW:3000.000KHz SWT:Auto Detector : Peak Project : 971613</p> | <p>Left blank</p> |
| <p>Avg.</p> |  <p>Site : 03CH11-HY Condition : AVG_BE_54 3m HORN 91200-HF HORIZONTAL : RBW:1000.000KHz VBW:1000KHz SWT:Auto Detector : Peak Project : 971613</p> | <p>Left blank</p> |

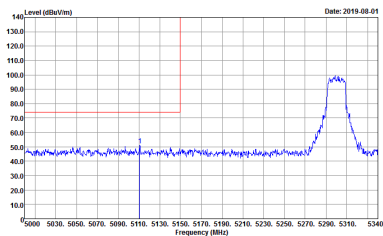
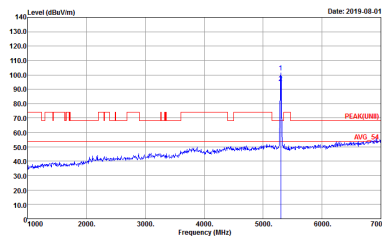
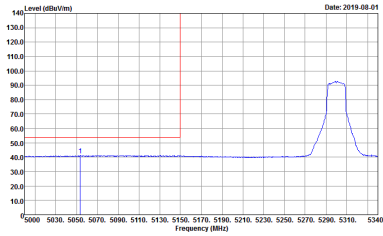


| WIFI | Band 2 5250~5350MHz Band Edge @ 3m | |
|------|--|--|
| ANT | 802.11a CH52 5260MHz - L | |
| 1 | Vertical | Fundamental |
| Peak | <p>Site : 03CH11-HY Condition : PEAK_BE_74 3m HORN 91200-HF VERTICAL RBW:1000.000KHz VBW:3000.000KHz SWT:Auto Detector : Peak Project : 971613</p> | <p>Site : 03CH11-HY Condition : PEAK(UNIT) 3m HORN 91200-HF VERTICAL RBW:1000.000KHz VBW:3000.000KHz SWT:Auto Detector : Peak Project : 971613</p> |
| Avg. | <p>Site : 03CH11-HY Condition : AVG_BE_54 3m HORN 91200-HF VERTICAL RBW:1000.000KHz VBW:1000KHz SWT:Auto Detector : Peak Project : 971613</p> | Left blank |

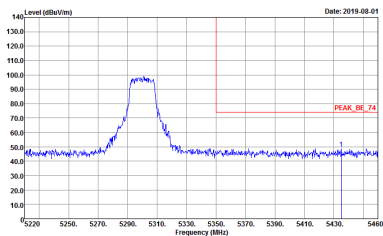
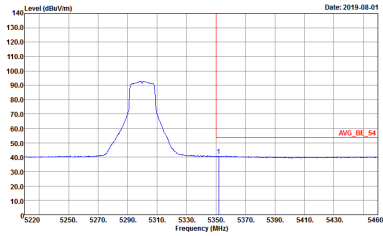


| WIFI | Band 2 5250~5350MHz Band Edge @ 3m | |
|--------------------|--|-------------------|
| ANT | 802.11a CH52 5260MHz - R | |
| 1 | Vertical | Fundamental |
| <p>Peak</p> |  <p>Site : 03CH11-HY Condition : PEAK_BE_74 3m HORN 91200-HF VERTICAL RBW:1000.000KHz VBW:3000.000KHz SWT:Auto Detector : Peak Project : 971613</p> | <p>Left blank</p> |
| <p>Avg.</p> |  <p>Site : 03CH11-HY Condition : AVG_BE_54 3m HORN 91200-HF VERTICAL RBW:1000.000KHz VBW:1000KHz SWT:Auto Detector : Peak Project : 971613</p> | <p>Left blank</p> |

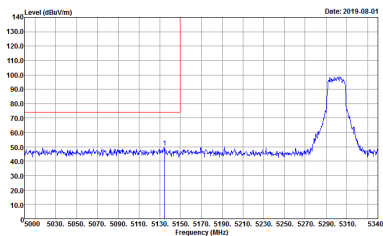
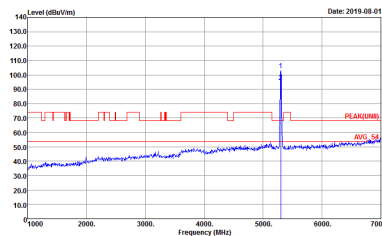
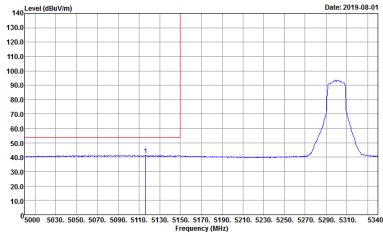


| WIFI | Band 2 5250~5350MHz Band Edge @ 3m | |
|------|--|---|
| ANT | 802.11a CH60 5300MHz - L | |
| 1 | Horizontal | Fundamental |
| Peak |  <p>Site : 03CH11-HY Condition : PEAK_BE_74 3m HORN 91200-HF HORIZONTAL RBW:1000.000KHz VBW:3000.000KHz SWT:Auto Detector : Peak Project : 971613</p> |  <p>Site : 03CH11-HY Condition : PEAK(UNIT) 3m HORN 91200-HF HORIZONTAL RBW:1000.000KHz VBW:3000.000KHz SWT:Auto Detector : Peak Project : 971613</p> |
| Avg. |  <p>Site : 03CH11-HY Condition : AVG_BE_54 3m HORN 91200-HF HORIZONTAL RBW:1000.000KHz VBW:1000KHz SWT:Auto Detector : Peak Project : 971613</p> | Left blank |

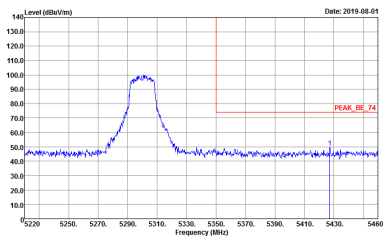
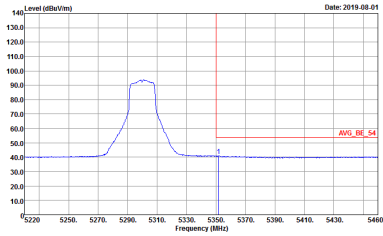


| WIFI | Band 2 5250~5350MHz Band Edge @ 3m | |
|--------------------|--|-------------------|
| ANT | 802.11a CH60 5300MHz - R | |
| 1 | Horizontal | Fundamental |
| <p>Peak</p> |  <p>Site : 03CH11-HY Condition : PEAK_BE_74 3m HORN 91200-HF HORIZONTAL RBW:1000.000KHz VBW:3000.000KHz SWT:Auto Detector : Peak Project : 971613</p> | <p>Left blank</p> |
| <p>Avg.</p> |  <p>Site : 03CH11-HY Condition : AVG_BE_54 3m HORN 91200-HF HORIZONTAL RBW:1000.000KHz VBW:1000KHz SWT:Auto Detector : Peak Project : 971613</p> | <p>Left blank</p> |

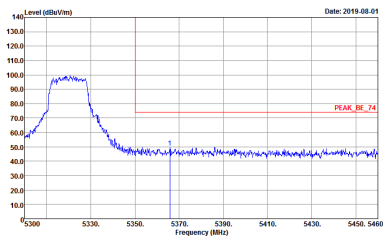
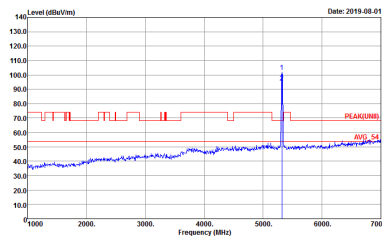
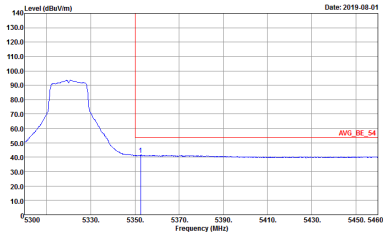


| WIFI | Band 2 5250~5350MHz Band Edge @ 3m | |
|------|--|---|
| ANT | 802.11a CH60 5300MHz - L | |
| 1 | Vertical | Fundamental |
| Peak |  <p>Site : 03CH11-HY Condition : PEAK_BE_74 3m HORN 91200-HF VERTICAL RBW:1000.000KHz VBW:3000.000KHz SWT:Auto Detector : Peak Project : 971613</p> |  <p>Site : 03CH11-HY Condition : PEAK(UNIT) 3m HORN 91200-HF VERTICAL RBW:1000.000KHz VBW:3000.000KHz SWT:Auto Detector : Peak Project : 971613</p> |
| Avg. |  <p>Site : 03CH11-HY Condition : AVG_BE_54 3m HORN 91200-HF VERTICAL RBW:1000.000KHz VBW:1000KHz SWT:Auto Detector : Peak Project : 971613</p> | Left blank |



| WIFI | Band 2 5250~5350MHz Band Edge @ 3m | |
|--------------------|--|-------------------|
| ANT | 802.11a CH60 5300MHz - R | |
| 1 | Vertical | Fundamental |
| <p>Peak</p> |  <p>Site : 03CH11-HY Condition : PEAK_BE_74 3m HORN 91200-HF VERTICAL RBW:1000.000KHz VBW:3000.000KHz SWT:Auto Detector : Peak Project : 971613</p> | <p>Left blank</p> |
| <p>Avg.</p> |  <p>Site : 03CH11-HY Condition : AVG_BE_54 3m HORN 91200-HF VERTICAL RBW:1000.000KHz VBW:1000KHz SWT:Auto Detector : Peak Project : 971613</p> | <p>Left blank</p> |



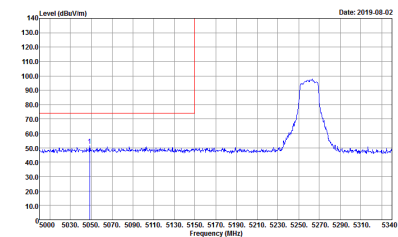
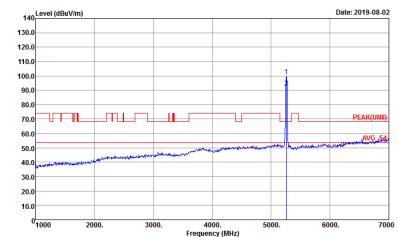
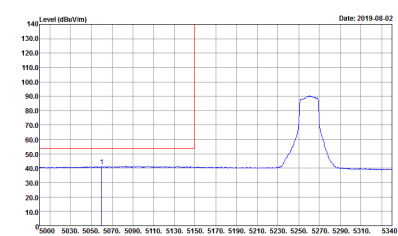
| WIFI | Band 2 5250~5350MHz Band Edge @ 3m | |
|------|--|---|
| ANT | 802.11a CH64 5320MHz | |
| 1 | Horizontal | Fundamental |
| Peak |  <p>Site : 03CH11-HY Condition : PEAK_BE_74 3m HORN 91200-HF HORIZONTAL : RBW:1000.000KHz VBW:3000.000KHz SWT:Auto Detector : Peak Project : 971613</p> |  <p>Site : 03CH11-HY Condition : PEAK(UNIT) 3m HORN 91200-HF HORIZONTAL : RBW:1000.000KHz VBW:3000.000KHz SWT:Auto Detector : Peak Project : 971613</p> |
| Avg. |  <p>Site : 03CH11-HY Condition : AVG_BE_54 3m HORN 91200-HF HORIZONTAL : RBW:1000.000KHz VBW:1000KHz SWT:Auto Detector : Peak Project : 971613</p> | Left blank |



| WIFI | Band 2 5250~5350MHz Band Edge @ 3m | |
|------|--|--|
| ANT | 802.11a CH64 5320MHz | |
| 1 | Vertical | Fundamental |
| Peak | <p>Site : 03CH11-HY Condition : PEAK_BE_74 3m HORN 91200-HF VERTICAL Detector : Peak Project : 971613</p> | <p>Site : 03CH11-HY Condition : PEAK(UNIT) 3m HORN 91200-HF VERTICAL Detector : Peak Project : 971613</p> |
| Avg. | <p>Site : 03CH11-HY Condition : AVG_BE_54 3m HORN 91200-HF VERTICAL Detector : Peak Project : 971613</p> | Left blank |



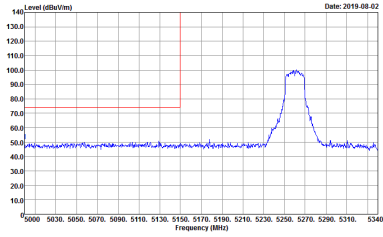
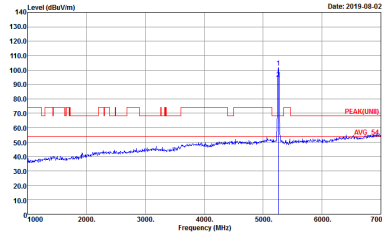
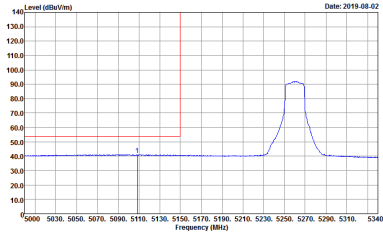
Band 2 5250~5350MHz
WIFI 802.11ac VHT20 (Band Edge @ 3m)

| WIFI | Band 2 5250~5350MHz Band Edge @ 3m | |
|-------------|---|--|
| ANT | 802.11ac VHT20 CH52 5260MHz - L | |
| 1 | Horizontal | Fundamental |
| Peak |  <p>Site : 03CH11-HY Condition : PEAK_BE_74 3m HORN 9120D-HF HORIZONTAL Detector : Peak Project : 971613</p> |  <p>Site : 03CH11-HY Condition : PEAK(LUNII) 3m HORN 9120D-HF HORIZONTAL Detector : Peak Project : 971613</p> |
| Avg. |  <p>Site : 03CH11-HY Condition : AVG_BE_54 3m HORN 9120D-HF HORIZONTAL Detector : Peak Project : 971613</p> | Left blank |



| WIFI | Band 2 5250~5350MHz Band Edge @ 3m | |
|------|--|-------------|
| ANT | 802.11ac VHT20 CH52 5260MHz - R | |
| 1 | Horizontal | Fundamental |
| Peak | <p>Site : 03CH11-HY Condition : PEAK_BE_74 3m HORN 91200-HF HORIZONTAL Detector : Peak Project : 971613</p> | Left blank |
| Avg. | <p>Site : 03CH11-HY Condition : AVG_BE_54 3m HORN 91200-HF HORIZONTAL Detector : Peak Project : 971613</p> | Left blank |

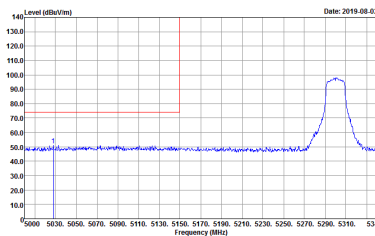
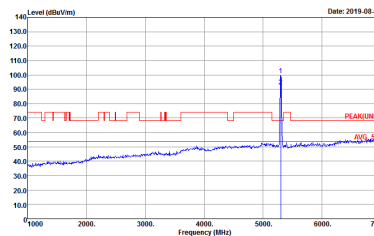
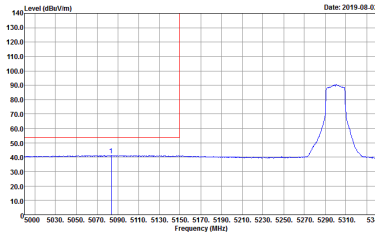


| WIFI | Band 2 5250~5350MHz Band Edge @ 3m | |
|------|--|---|
| ANT | 802.11ac VHT20 CH52 5260MHz - L | |
| 1 | Vertical | Fundamental |
| Peak |  <p>Site : 03CH11-HY Condition : PEAK_BE_74 3m HORN 91200-HF VERTICAL RBW:1000.000KHz VBW:3000.000KHz SWT:Auto Detector : Peak Project : 971613</p> |  <p>Site : 03CH11-HY Condition : PEAK(UNII) 3m HORN 91200-HF VERTICAL RBW:1000.000KHz VBW:3000.000KHz SWT:Auto Detector : Peak Project : 971613</p> |
| Avg. |  <p>Site : 03CH11-HY Condition : AVG_BE_54 3m HORN 91200-HF VERTICAL RBW:1000.000KHz VBW:1000KHz SWT:Auto Detector : Peak Project : 971613</p> | Left blank |

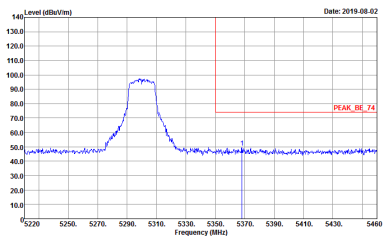
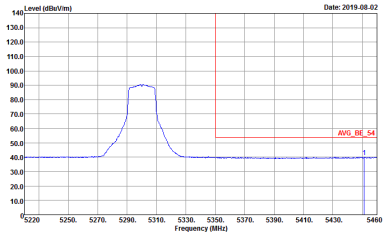


| WIFI | Band 2 5250~5350MHz Band Edge @ 3m | |
|--------------------|--|-------------------|
| ANT | 802.11ac VHT20 CH52 5260MHz - R | |
| 1 | Vertical | Fundamental |
| <p>Peak</p> | <p>Site : 03CH11-HY Condition : PEAK_BE_74 3m HORN 91200-HF VERTICAL RBW:1000.000KHz VBW:3000.000KHz SWT:Auto Detector : Peak Project : 971613</p> | <p>Left blank</p> |
| <p>Avg.</p> | <p>Site : 03CH11-HY Condition : AVG_BE_54 3m HORN 91200-HF VERTICAL RBW:1000.000KHz VBW:1.000KHz SWT:Auto Detector : Peak Project : 971613</p> | <p>Left blank</p> |

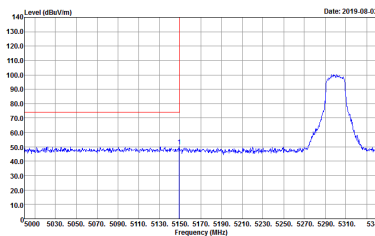
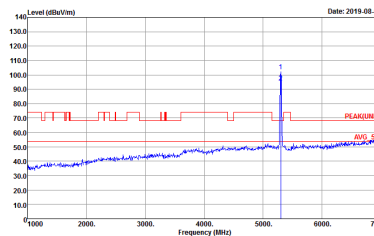
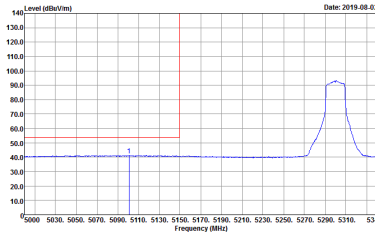


| WIFI | Band 2 5250~5350MHz Band Edge @ 3m | |
|------|---|---|
| ANT | 802.11ac VHT20 CH60 5300MHz - L | |
| 1 | Horizontal | Fundamental |
| Peak |  <p>Site : 03CH11-HY Condition : PEAK_BE_74 3m HORN 91200-HF HORIZONTAL Detector : Peak Project : 971613</p> |  <p>Site : 03CH11-HY Condition : PEAK(UNIT) 3m HORN 91200-HF HORIZONTAL Detector : Peak Project : 971613</p> |
| Avg. |  <p>Site : 03CH11-HY Condition : AVG_BE_54 3m HORN 91200-HF HORIZONTAL Detector : Peak Project : 971613</p> | Left blank |

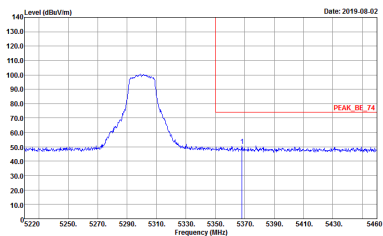
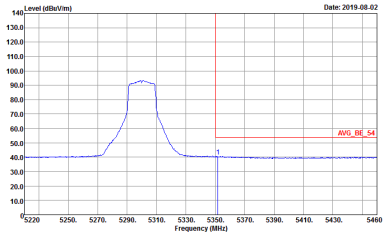


| WIFI | Band 2 5250~5350MHz Band Edge @ 3m | |
|------|--|-------------|
| ANT | 802.11ac VHT20 CH60 5300MHz - R | |
| 1 | Horizontal | Fundamental |
| Peak |  <p>Site : 03CH11-HY Condition : PEAK_BE_74 3m HORN 91200-HF HORIZONTAL : RBW:1000.000KHz VBW:3000.000KHz SWT:Auto Detector : Peak Project : 971613</p> | Left blank |
| Avg. |  <p>Site : 03CH11-HY Condition : AVG_BE_54 3m HORN 91200-HF HORIZONTAL : RBW:1000.000KHz VBW:1.000KHz SWT:Auto Detector : Peak Project : 971613</p> | Left blank |

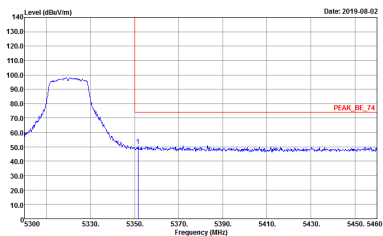
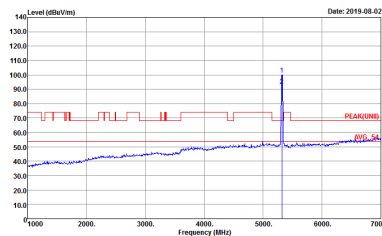
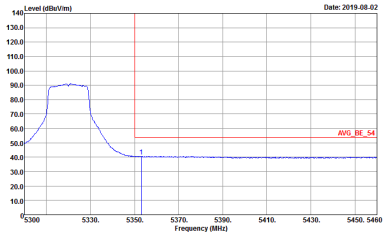


| WIFI | Band 2 5250~5350MHz Band Edge @ 3m | |
|------|--|---|
| ANT | 802.11ac VHT20 CH60 5300MHz - L | |
| 1 | Vertical | Fundamental |
| Peak |  <p>Date: 2019-08-02</p> <p>Site : 03CH11-HY Condition : PEAK_BE_74 3m HORN 91200-HF VERTICAL : RBW:1000.000KHz VBW:3000.000KHz SWT:Auto Detector : Peak Project : 971613</p> |  <p>Date: 2019-08-02</p> <p>Site : 03CH11-HY Condition : PEAK(UNIT) 3m HORN 91200-HF VERTICAL : RBW:1000.000KHz VBW:3000.000KHz SWT:Auto Detector : Peak Project : 971613</p> |
| Avg. |  <p>Date: 2019-08-02</p> <p>Site : 03CH11-HY Condition : AVG_BE_54 3m HORN 91200-HF VERTICAL : RBW:1000.000KHz VBW:1.000KHz SWT:Auto Detector : Peak Project : 971613</p> | Left blank |



| WIFI | Band 2 5250~5350MHz Band Edge @ 3m | |
|--------------------|--|-------------------|
| ANT | 802.11ac VHT20 CH60 5300MHz - R | |
| 1 | Vertical | Fundamental |
| <p>Peak</p> |  <p>Site : 03CH11-HY Condition : PEAK_BE_74 3m HORN 91200-HF VERTICAL RBW:1000.000KHz VBW:3000.000KHz SWT:Auto Detector : Peak Project : 971613</p> | <p>Left blank</p> |
| <p>Avg.</p> |  <p>Site : 03CH11-HY Condition : AVG_BE_54 3m HORN 91200-HF VERTICAL RBW:1000.000KHz VBW:1.000KHz SWT:Auto Detector : Peak Project : 971613</p> | <p>Left blank</p> |



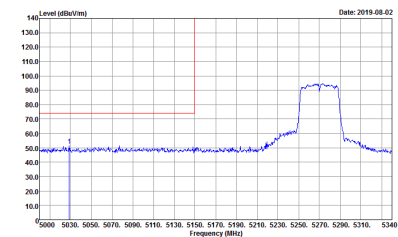
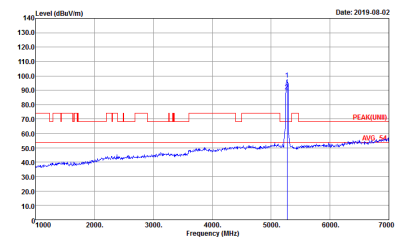
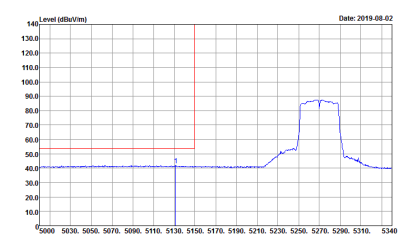
| WIFI | Band 2 5250~5350MHz Band Edge @ 3m | |
|------|--|---|
| ANT | 802.11ac VHT20 CH64 5320MHz | |
| 1 | Horizontal | Fundamental |
| Peak |  <p>Site : 03CH11-HY Condition : PEAK_BE_74 3m HORN 91200-HF HORIZONTAL : RBW:1000.000KHz VBW:3000.000KHz SWT:Auto Detector : Peak Project : 971613</p> |  <p>Site : 03CH11-HY Condition : PEAK(UNIT) 3m HORN 91200-HF HORIZONTAL : RBW:1000.000KHz VBW:3000.000KHz SWT:Auto Detector : Peak Project : 971613</p> |
| Avg. |  <p>Site : 03CH11-HY Condition : AVG_BE_54 3m HORN 91200-HF HORIZONTAL : RBW:1000.000KHz VBW:1.000KHz SWT:Auto Detector : Peak Project : 971613</p> | Left blank |



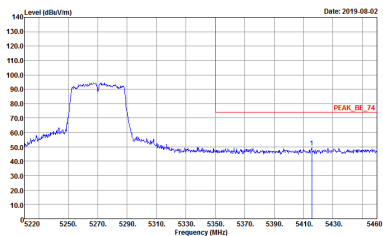
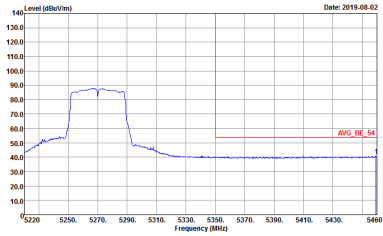
| WIFI | Band 2 5250~5350MHz Band Edge @ 3m | |
|-------------|--|--|
| ANT | 802.11ac VHT20 CH64 5320MHz | |
| 1 | Vertical | Fundamental |
| Peak | <p>Site : 03CH11-HY Condition : PEAK_BE_74 3m HORN 91200-HF VERTICAL : RBW:1000.000KHz VBW:3000.000KHz SWT:Auto Detector : Peak Project : 971613</p> | <p>Site : 03CH11-HY Condition : PEAK(UNIT) 3m HORN 91200-HF VERTICAL : RBW:1000.000KHz VBW:3000.000KHz SWT:Auto Detector : Peak Project : 971613</p> |
| Avg. | <p>Site : 03CH11-HY Condition : AVG_BE_54 3m HORN 91200-HF VERTICAL : RBW:1000.000KHz VBW:1.000KHz SWT:Auto Detector : Peak Project : 971613</p> | Left blank |



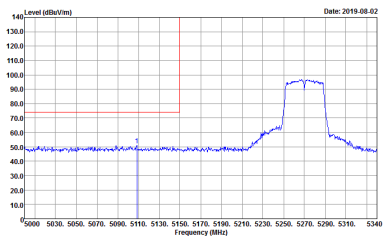
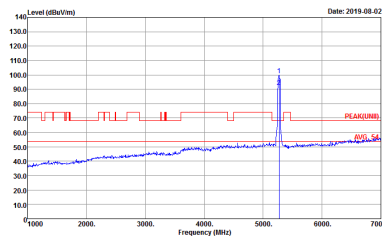
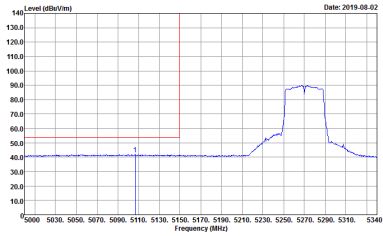
Band 2 5250~5350MHz
WIFI 802.11ac VHT40 (Band Edge @ 3m)

| WIFI | Band 2 5250~5350MHz Band Edge @ 3m | |
|-------------|---|--|
| ANT | 802.11ac VHT40 CH54 5270MHz - L | |
| 1 | Horizontal | Fundamental |
| Peak |  <p>Site : 03CH11-HY Condition : PEAK_BE_74 3m HORN 9120D-HF HORIZONTAL Detector : Peak Project : 971613</p> |  <p>Site : 03CH11-HY Condition : PEAK(LUNII) 3m HORN 9120D-HF HORIZONTAL Detector : Peak Project : 971613</p> |
| Avg. |  <p>Site : 03CH11-HY Condition : AVG_BE_54 3m HORN 9120D-HF HORIZONTAL Detector : Peak Project : 971613</p> | Left blank |

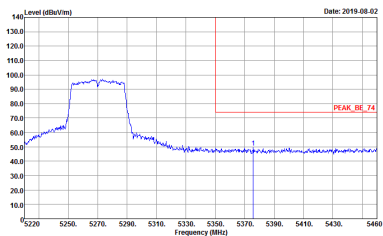
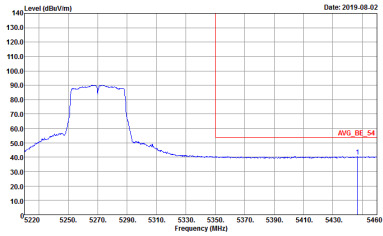


| WIFI | Band 2 5250~5350MHz Band Edge @ 3m | |
|--------------------|--|-------------------|
| ANT | 802.11ac VHT40 CH54 5270MHz - R | |
| 1 | Horizontal | Fundamental |
| <p>Peak</p> |  <p>Site : 03CH11-HY Condition : PEAK_BE_74 3m HORN 91200-HF HORIZONTAL : RBW:1000.000KHz VBW:3000.000KHz SWT:Auto Detector : Peak Project : 971613</p> | <p>Left blank</p> |
| <p>Avg.</p> |  <p>Site : 03CH11-HY Condition : AVG_BE_54 3m HORN 91200-HF HORIZONTAL : RBW:1000.000KHz VBW:3.000KHz SWT:Auto Detector : Peak Project : 971613</p> | <p>Left blank</p> |

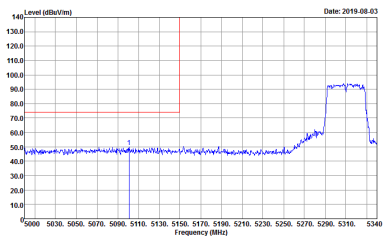
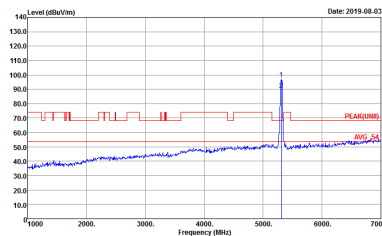
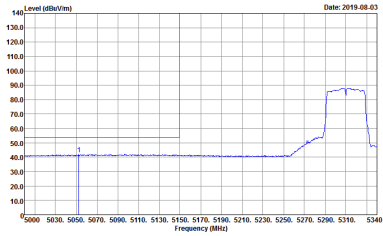


| | | |
|------|--|---|
| WIFI | Band 2 5250~5350MHz Band Edge @ 3m | |
| ANT | 802.11ac VHT40 CH54 5270MHz - L | |
| 1 | Vertical | Fundamental |
| Peak |  <p>Site : 03CH11-HY Condition : PEAK_BE_74 3m HORN 91200-HF VERTICAL RBW:1000.000KHz VBW:3000.000KHz SWT:Auto Detector : Peak Project : 971613</p> |  <p>Site : 03CH11-HY Condition : PEAK(UNIT) 3m HORN 91200-HF VERTICAL RBW:1000.000KHz VBW:3000.000KHz SWT:Auto Detector : Peak Project : 971613</p> |
| Avg. |  <p>Site : 03CH11-HY Condition : AVG_BE_54 3m HORN 91200-HF VERTICAL RBW:1000.000KHz VBW:3.000KHz SWT:Auto Detector : Peak Project : 971613</p> | Left blank |

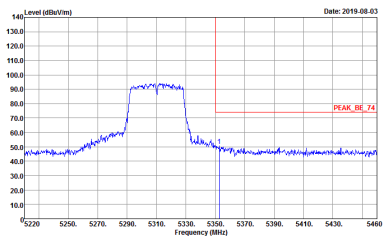
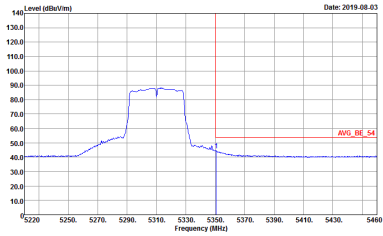


| WIFI | Band 2 5250~5350MHz Band Edge @ 3m | |
|--------------------|---|-------------------|
| ANT | 802.11ac VHT40 CH54 5270MHz - R | |
| 1 | Vertical | Fundamental |
| <p>Peak</p> |  <p>Site : 03CH11-HY Condition : PEAK_BE_74 3m HORN 91200-HF VERTICAL Detector : Peak Project : 971613</p> | <p>Left blank</p> |
| <p>Avg.</p> |  <p>Site : 03CH11-HY Condition : AVG_BE_54 3m HORN 91200-HF VERTICAL Detector : Peak Project : 971613</p> | <p>Left blank</p> |

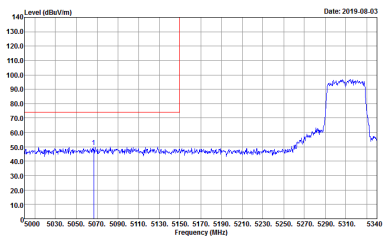
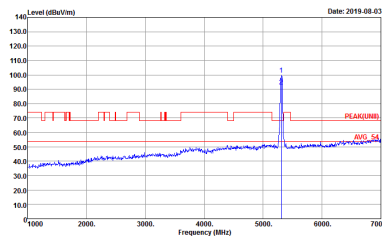
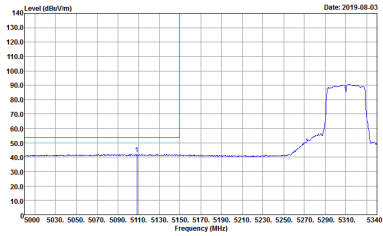


| | | |
|------|---|---|
| WIFI | Band 2 5250~5350MHz Band Edge @ 3m | |
| ANT | 802.11ac VHT40 CH62 5310MHz - L | |
| 1 | Horizontal | Fundamental |
| Peak |  <p>Site : 03CH11-HY Condition : PEAK_BE_74 3m HORN 91200-HF HORIZONTAL Detector : Peak Project : 971613</p> |  <p>Site : 03CH11-HY Condition : PEAK(UNIT) 3m HORN 91200-HF HORIZONTAL Detector : Peak Project : 971613</p> |
| Avg. |  <p>Site : 03CH11-HY Condition : AVG_BE_54 3m HORN 91200-HF HORIZONTAL Detector : Peak Project : 971613</p> | Left blank |

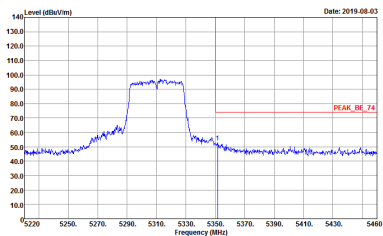
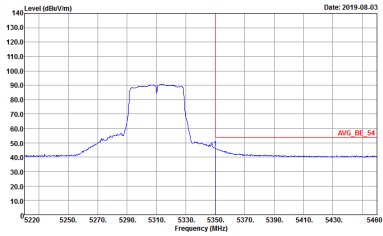


| WIFI | Band 2 5250~5350MHz Band Edge @ 3m | |
|--------------------|--|-------------------|
| ANT | 802.11ac VHT40 CH62 5310MHz - R | |
| 1 | Horizontal | Fundamental |
| <p>Peak</p> |  <p>Site : 03CH11-HY Condition : PEAK_BE_74 3m HORN 91200-HF HORIZONTAL RBW:1000.000KHz VBW:3000.000KHz SWT:Auto Detector : Peak Project : 971613</p> | <p>Left blank</p> |
| <p>Avg.</p> |  <p>Site : 03CH11-HY Condition : AVG_BE_54 3m HORN 91200-HF HORIZONTAL RBW:1000.000KHz VBW:3.000KHz SWT:Auto Detector : Peak Project : 971613</p> | <p>Left blank</p> |



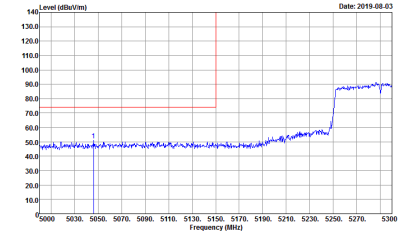
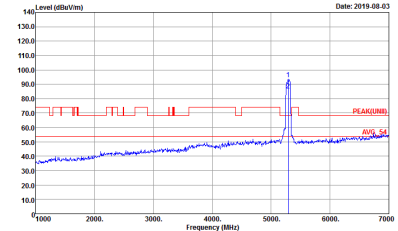
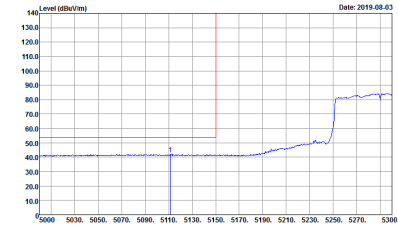
| WIFI | Band 2 5250~5350MHz Band Edge @ 3m | |
|------|---|---|
| ANT | 802.11ac VHT40 CH62 5310MHz - L | |
| 1 | Vertical | Fundamental |
| Peak |  <p>Site : 03CH11-HY Condition : PEAK_BE_74 3m HORN 91200-HF VERTICAL Detector : Peak Project : 971613</p> |  <p>Site : 03CH11-HY Condition : PEAK(UNIT) 3m HORN 91200-HF VERTICAL Detector : Peak Project : 971613</p> |
| Avg. |  <p>Site : 03CH11-HY Condition : AVG_BE_54 3m HORN 91200-HF VERTICAL Detector : Peak Project : 971613</p> | Left blank |



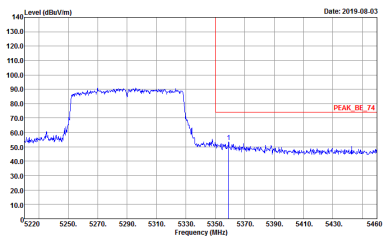
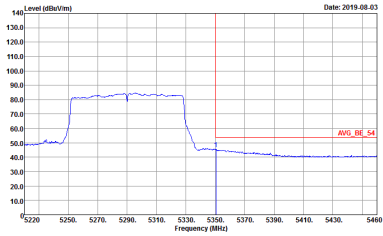
| WIFI | Band 2 5250~5350MHz Band Edge @ 3m | |
|--------------------|--|-------------------|
| ANT | 802.11ac VHT40 CH62 5310MHz - R | |
| 1 | Vertical | Fundamental |
| <p>Peak</p> |  <p>Site : 03CH11-HY Condition : PEAK_BE_74 3m HORN 91200-HF VERTICAL RBW:1000.000KHz VBW:3000.000KHz SWT:Auto Detector : Peak Project : 971613</p> | <p>Left blank</p> |
| <p>Avg.</p> |  <p>Site : 03CH11-HY Condition : AVG_BE_54 3m HORN 91200-HF VERTICAL RBW:1000.000KHz VBW:3.000KHz SWT:Auto Detector : Peak Project : 971613</p> | <p>Left blank</p> |



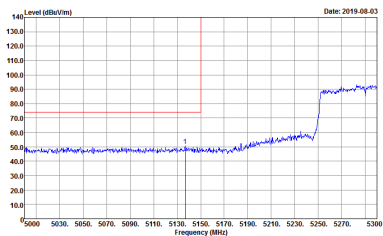
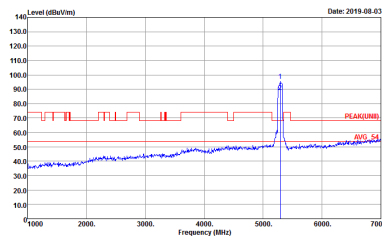
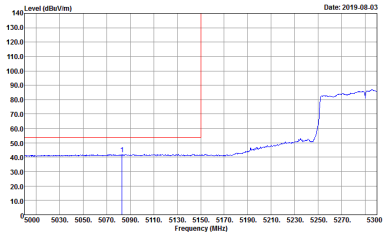
Band 2 5250~5350MHz
WIFI 802.11ac VHT80 (Band Edge @ 3m)

| WIFI | Band 2 5250~5350MHz Band Edge @ 3m | |
|-------------|---|--|
| ANT | 802.11ac VHT80 CH58 5290MHz - L | |
| 1 | Horizontal | Fundamental |
| Peak |  <p>Site : 03CH11-HY Condition : PEAK_BE_74 3m HORN 91200-HF HORIZONTAL Detector : Peak Project : 971613</p> |  <p>Site : 03CH11-HY Condition : PEAK(LINII) 3m HORN 91200-HF HORIZONTAL Detector : Peak Project : 971613</p> |
| Avg. |  <p>Site : 03CH11-HY Condition : AVG_BE_54 3m HORN 91200-HF HORIZONTAL Detector : Peak Project : 971613</p> | Left blank |

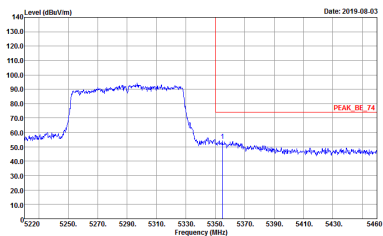
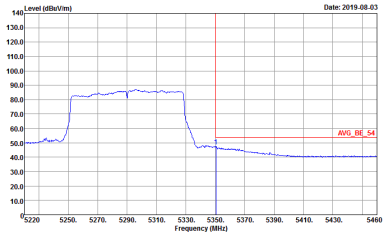


| WIFI | Band 2 5250~5350MHz Band Edge @ 3m | |
|------|---|-------------|
| ANT | 802.11ac VHT80 CH58 5290MHz - R | |
| 1 | Horizontal | Fundamental |
| Peak |  <p>Site : 03CH11-HY Condition : PEAK_BE_74 3m HORN 91200-HF HORIZONTAL Detector : Peak Project : 971613</p> | Left blank |
| Avg. |  <p>Site : 03CH11-HY Condition : AVG_BE_54 3m HORN 91200-HF HORIZONTAL Detector : Peak Project : 971613</p> | Left blank |



| | | |
|------|---|---|
| WIFI | Band 2 5250~5350MHz Band Edge @ 3m | |
| ANT | 802.11ac VHT80 CH58 5290MHz - L | |
| 1 | Vertical | Fundamental |
| Peak |  <p>Site : 03CH11-HY Condition : PEAK_BE_74 3m HORN 91200-HF VERTICAL Detector : Peak Project : 971613</p> |  <p>Site : 03CH11-HY Condition : PEAK(UNIT) 3m HORN 91200-HF VERTICAL Detector : Peak Project : 971613</p> |
| Avg. |  <p>Site : 03CH11-HY Condition : AVG_BE_54 3m HORN 91200-HF VERTICAL Detector : Peak Project : 971613</p> | Left blank |



| WIFI | Band 2 5250~5350MHz Band Edge @ 3m | |
|--------------------|--|-------------------|
| ANT | 802.11ac VHT80 CH58 5290MHz - R | |
| 1 | Vertical | Fundamental |
| <p>Peak</p> |  <p>Site : 03CH11-HY Condition : PEAK_BE_74 3m HORN 91200-HF VERTICAL : RBW:1000.000KHz VBW:3000.000KHz SWT:Auto Detector : Peak Project : 971613</p> | <p>Left blank</p> |
| <p>Avg.</p> |  <p>Site : 03CH11-HY Condition : AVG_BE_54 3m HORN 91200-HF VERTICAL : RBW:1000.000KHz VBW:3.000KHz SWT:Auto Detector : Peak Project : 971613</p> | <p>Left blank</p> |



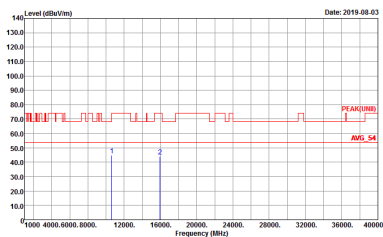
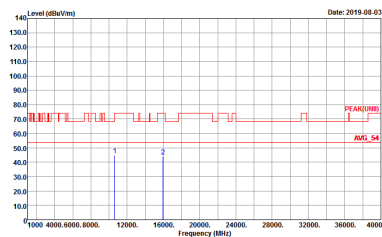
Band 2 - 5250~5350MHz
WIFI 802.11a (Harmonic @ 3m)

| | | |
|----------------------------|--|--|
| WIFI | Band 2 5250~5350MHz Harmonic @ 3m | |
| ANT | 802.11a CH52 5260MHz | |
| 1 | Horizontal | Vertical |
| Peak Avg. | <p>Site : 03CH11-HY Condition : PEAK(UNIT) 3m HORN 9120D-HF HORIZONTAL Detector : Peak Project : 971613</p> | <p>Site : 03CH11-HY Condition : PEAK(UNIT) 3m HORN 9120D-HF VERTICAL Detector : Peak Project : 971613</p> |



| | | |
|--------------|--|--|
| WIFI | Band 2 5250~5350MHz Harmonic @ 3m | |
| ANT | 802.11a CH60 5300MHz | |
| 1 | Horizontal | Vertical |
| Peak Avg. | <p>Site : 03CH11-HY Condition : PEAK(LINII) 3m HORN 9120D-HF HORIZONTAL Detector : Peak Project : 971613</p> | <p>Site : 03CH11-HY Condition : PEAK(LINII) 3m HORN 9120D-HF VERTICAL Detector : Peak Project : 971613</p> |



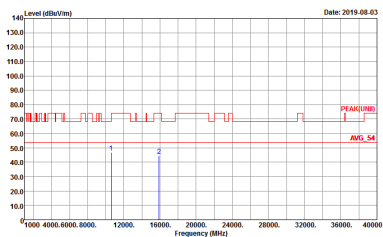
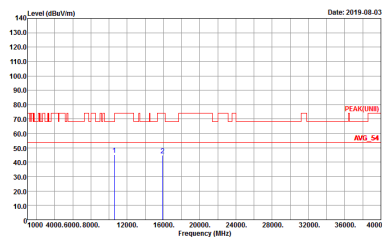
| | | |
|---------------------------------------|---|--|
| WIFI | Band 2 5250~5350MHz Harmonic @ 3m | |
| ANT | 802.11a CH64 5320MHz | |
| 1 | Horizontal | Vertical |
| <p>Peak</p> <p>Avg.</p> |  <p>Site : 03CH11-HY Condition : PEAK(LINII) 3m HORN 9120D-HF HORIZONTAL Detector : Peak Project : 971613</p> |  <p>Site : 03CH11-HY Condition : PEAK(LINII) 3m HORN 9120D-HF VERTICAL Detector : Peak Project : 971613</p> |



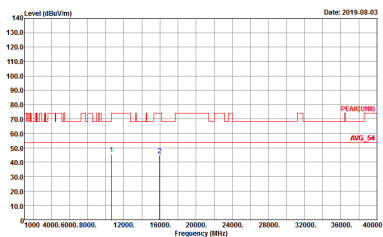
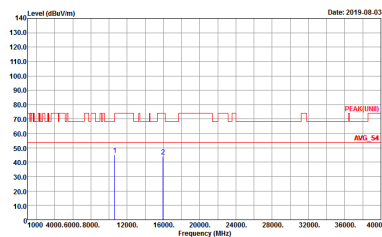
Band 2 5250~5350MHz
WIFI 802.11ac VHT20 (Harmonic @ 3m)

| WIFI | Band 2 5250~5350MHz Harmonic @ 3m | |
|---------------------------------------|---|---|
| ANT | 802.11ac VHT20 CH52 5260MHz | |
| 1 | Horizontal | Vertical |
| <p>Peak</p> <p>Avg.</p> | <p>Site : 03CH11-4FY Condition : PEAK(UNII) 3m HORN 9120D-HF HORIZONTAL Detector : Peak Project : 971613</p> | <p>Site : 03CH11-4FY Condition : PEAK(UNII) 3m HORN 9120D-HF VERTICAL Detector : Peak Project : 971613</p> |



| | | |
|--------------|--|---|
| WIFI | Band 2 5250~5350MHz Harmonic @ 3m | |
| ANT | 802.11ac VHT20 CH60 5300MHz | |
| 1 | Horizontal | Vertical |
| Peak Avg. |  <p>Site : 03CH11-HY Condition : PEAK(LINII) 3m HORN 9120D-HF HORIZONTAL Detector : Peak Project : 971613</p> |  <p>Site : 03CH11-HY Condition : PEAK(LINII) 3m HORN 9120D-HF VERTICAL Detector : Peak Project : 971613</p> |



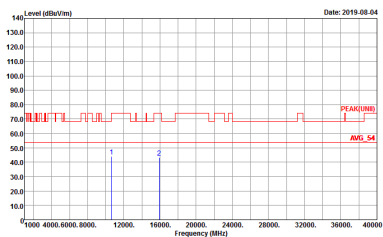
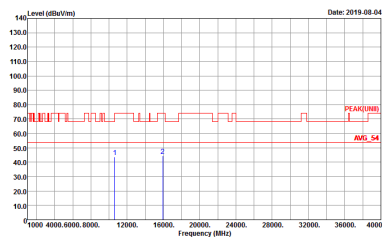
| | | |
|---------------------------------------|---|--|
| WIFI | Band 2 5250~5350MHz Harmonic @ 3m | |
| ANT | 802.11ac VHT20 CH64 5320MHz | |
| 1 | Horizontal | Vertical |
| <p>Peak</p> <p>Avg.</p> |  <p>Site : 03CH11-HY Condition : PEAK(LINII) 3m HORN 91200-HF HORIZONTAL Detector : Peak Project : 971613</p> |  <p>Site : 03CH11-HY Condition : PEAK(LINII) 3m HORN 91200-HF VERTICAL Detector : Peak Project : 971613</p> |



**Band 2 5250~5350MHz
WIFI 802.11ac VHT40 (Harmonic @ 3m)**

| WIFI | Band 2 5250~5350MHz Harmonic @ 3m | |
|---------------------------------------|---|---|
| ANT | 802.11ac VHT40 CH54 5270 MHz | |
| 1 | Horizontal | Vertical |
| <p>Peak</p> <p>Avg.</p> | <p>Site : 03CH11-HY Condition : PEAK(UNII) 3m HORN 9120D-HF HORIZONTAL Detector : Peak Project : 971613</p> | <p>Site : 03CH11-HY Condition : PEAK(UNII) 3m HORN 9120D-HF VERTICAL Detector : Peak Project : 971613</p> |



| | | |
|--------------|--|---|
| WIFI | Band 2 5250~5350MHz Harmonic @ 3m | |
| ANT | 802.11ac VHT40 CH62 5310 MHz | |
| 1 | Horizontal | Vertical |
| Peak Avg. |  <p>Site : 03CH11-HY Condition : PEAK(LINII) 3m HORN 9120D-HF HORIZONTAL Detector : Peak Project : 971613</p> |  <p>Site : 03CH11-HY Condition : PEAK(LINII) 3m HORN 9120D-HF VERTICAL Detector : Peak Project : 971613</p> |

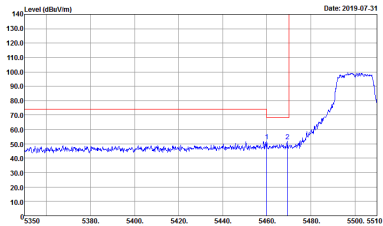
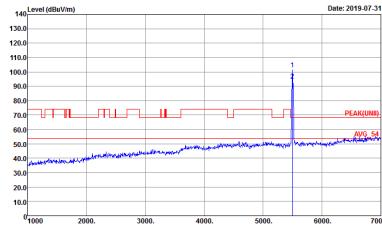
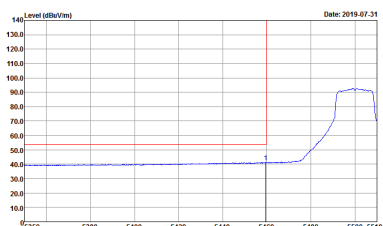


Band 2 5250~5350MHz
WIFI 802.11ac VHT80 (Harmonic @ 3m)

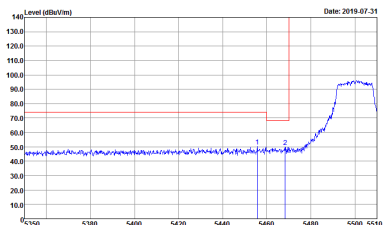
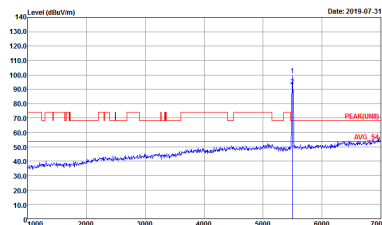
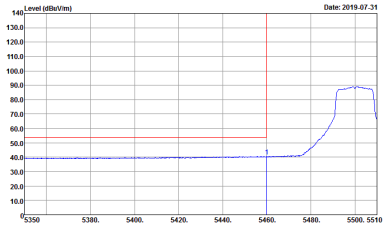
| WIFI | Band 2 5250~5350MHz Harmonic @ 3m | |
|---------------------------------------|---|---|
| ANT | 802.11ac VHT80 CH58 5290MHz | |
| 1 | Horizontal | Vertical |
| <p>Peak</p> <p>Avg.</p> | <p>Site : 03CH11-4FY Condition : PEAK(UNII) 3m HORN 91200-HF HORIZONTAL Detector : Peak Project : 971613</p> | <p>Site : 03CH11-4FY Condition : PEAK(UNII) 3m HORN 91200-HF VERTICAL Detector : Peak Project : 971613</p> |



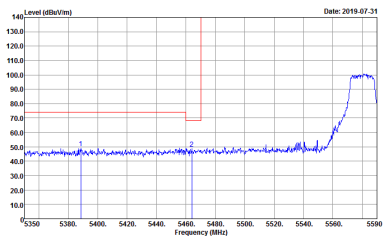
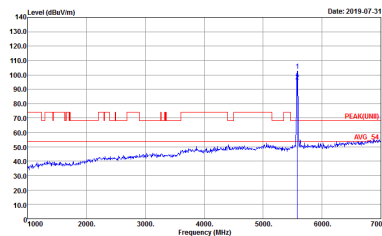
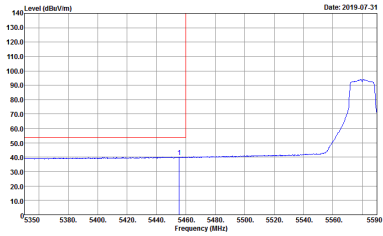
Band 3 - 5470~5725MHz
WIFI 802.11a (Band Edge @ 3m)

| WIFI | Band 3 5470~5725MHz Band Edge @ 3m | |
|-------------|--|---|
| ANT | 802.11a CH100 5500MHz | |
| 1 | Horizontal | Fundamental |
| Peak |  <p>Site : 03CH11-HY Condition : PEAK_BE(UNIT1)_B3 3m HORN 9120D-HF HORIZONTAL Detector : Peak Project : 971613</p> |  <p>Site : 03CH11-HY Condition : PEAK(UNIT) 3m HORN 9120D-HF HORIZONTAL Detector : Peak Project : 971613</p> |
| Avg. |  <p>Site : 03CH11-HY Condition : AVG_BE(UNIT1)_B3 3m HORN 9120D-HF HORIZONTAL Detector : Peak Project : 971613</p> | Left blank |

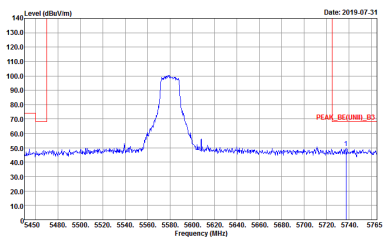


| WIFI | Band 3 5470~5725MHz Band Edge @ 3m | |
|--------------------|--|--|
| ANT | 802.11a CH100 5500MHz | |
| 1 | Vertical | Fundamental |
| <p>Peak</p> |  <p>Site : 03CH11-HY Condition : PEAK_BE(UNIT1)_B3 3m HORN 9120D-HF VERTICAL Detector : Peak Project : 971613</p> |  <p>Site : 03CH11-HY Condition : PEAK(UNIT1) 3m HORN 9120D-HF VERTICAL Detector : Peak Project : 971613</p> |
| <p>Avg.</p> |  <p>Site : 03CH11-HY Condition : AVG_BE(UNIT1)_B3 3m HORN 9120D-HF VERTICAL Detector : Peak Project : 971613</p> | <p>Left blank</p> |

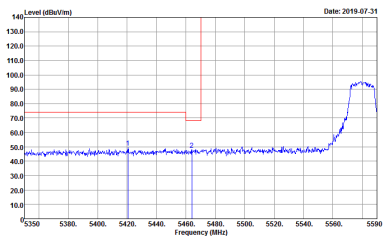
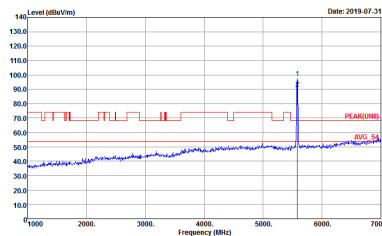
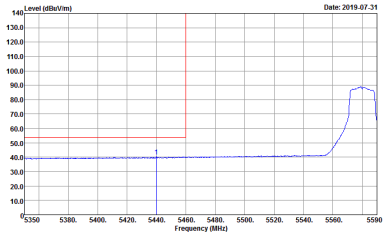


| | | |
|------|--|--|
| WIFI | Band 3 5470~5725MHz Band Edge @ 3m | |
| ANT | 802.11a CH116 5580MHz - L | |
| 1 | Horizontal | Fundamental |
| Peak |  <p>Site : 03CH11-HY Condition : PEAK_BE(UNIT1)_B3 3m HORN 9120D-HF HORIZONTAL Detector : Peak Project : 971613</p> |  <p>Site : 03CH11-HY Condition : PEAK(UNIT1) 3m HORN 9120D-HF HORIZONTAL Detector : Peak Project : 971613</p> |
| Avg. |  <p>Site : 03CH11-HY Condition : AVG_BE(UNIT1)_B3 3m HORN 9120D-HF HORIZONTAL Detector : Peak Project : 971613</p> | Left blank |



| | | |
|------|---|-------------|
| WIFI | Band 3 5470~5725MHz Band Edge @ 3m | |
| ANT | 802.11a CH116 5580MHz - R | |
| 1 | Horizontal | Fundamental |
| Peak |  <p>Site : 03CH11-HY Condition : PEAK_BE(UNIT1)_B3 3m HORN 91200-HF HORIZONTAL Detector : Peak Project : 971613</p> | Left blank |

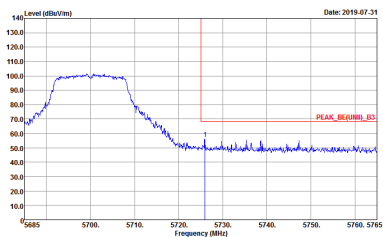
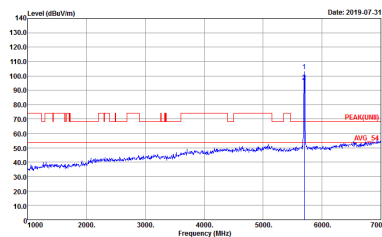


| WIFI | Band 3 5470~5725MHz Band Edge @ 3m | |
|------|---|--|
| ANT | 802.11a CH116 5580MHz - L | |
| 1 | Vertical | Fundamental |
| Peak |  <p>Date: 2019-07-31</p> <p>Site : 03CH11-HY Condition : PEAK_BE(UNIT1)_B3 3m HORN 9120D-HF VERTICAL RBW:1000.000KHz VBW:3000.000KHz SWT:Auto Detector : Peak Project : 971613</p> |  <p>Date: 2019-07-31</p> <p>Site : 03CH11-HY Condition : PEAK(UNIT1) 3m HORN 9120D-HF VERTICAL RBW:1000.000KHz VBW:3000.000KHz SWT:Auto Detector : Peak Project : 971613</p> |
| Avg. |  <p>Date: 2019-07-31</p> <p>Site : 03CH11-HY Condition : AVG_BE(UNIT1)_B3 3m HORN 9120D-HF VERTICAL RBW:1000.000KHz VBW:1.000KHz SWT:Auto Detector : Peak Project : 971613</p> | Left blank |

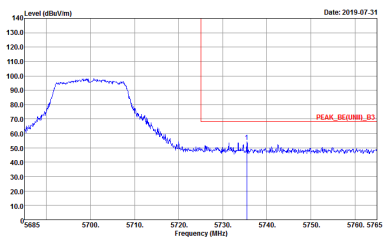
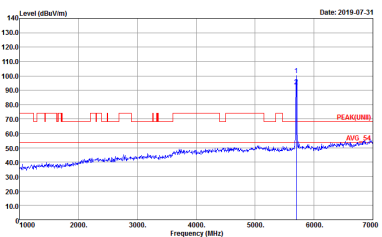


| | | |
|------|--|-------------|
| WIFI | Band 3 5470~5725MHz Band Edge @ 3m | |
| ANT | 802.11a CH116 5580MHz - R | |
| 1 | Vertical | Fundamental |
| Peak | <p>Site : 03CH11-HY Condition : PEAK_BE(UNIT1)_B3 3m HORN 9120D-HF VERTICAL RBW:1000.000KHz VBW:3000.000KHz SWFT:Auto Detector : Peak Project : 971613</p> | Left blank |



| | | |
|------|---|---|
| WIFI | Band 3 5470~5725MHz Band Edge @ 3m | |
| ANT | 802.11a CH140 5700MHz | |
| 1 | Horizontal | Fundamental |
| Peak |  <p>Date: 2019-07-31</p> <p>Site : 03CH11-HY Condition : PEAK_BE(UNIT1)_B3 3m HORN 9120D-HF HORIZONTAL RBW:1000.000KHz VBW:3000.000KHz SWT:Auto Detector : Peak Project : 971613</p> |  <p>Date: 2019-07-31</p> <p>Site : 03CH11-HY Condition : PEAK(UNIT) 3m HORN 9120D-HF HORIZONTAL RBW:1000.000KHz VBW:3000.000KHz SWT:Auto Detector : Peak Project : 971613</p> |



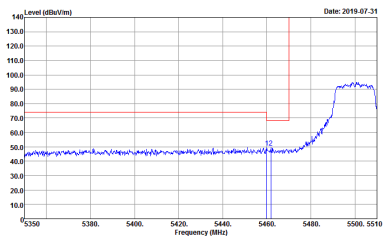
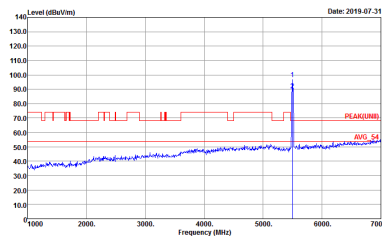
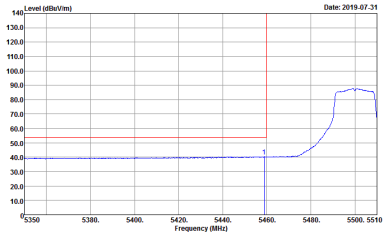
| | | |
|------|--|---|
| WIFI | Band 3 5470~5725MHz Band Edge @ 3m | |
| ANT | 802.11a CH140 5700MHz | |
| 1 | Vertical | Fundamental |
| Peak |  <p>Date: 2019-07-31</p> <p>Site : 03CH11-HY Condition : PEAK_BE(UNIT)_B3 3m HORN 9120D-HF VERTICAL RBW:1000.000KHz VBW:3000.000KHz SWT:Auto Detector : Peak Project : 971613</p> |  <p>Date: 2019-07-31</p> <p>Site : 03CH11-HY Condition : PEAK(UNIT) 3m HORN 9120D-HF VERTICAL RBW:1000.000KHz VBW:3000.000KHz SWT:Auto Detector : Peak Project : 971613</p> |



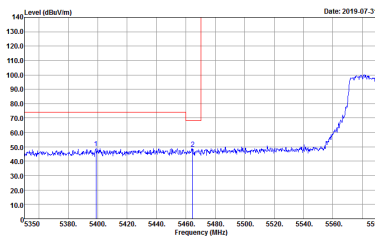
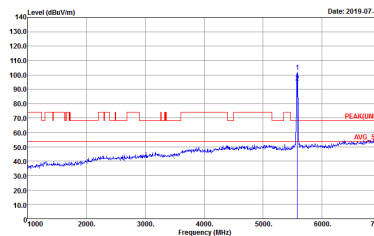
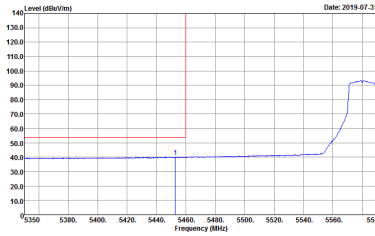
Band 3 5470~5725MHz
WIFI 802.11ac VHT20 (Band Edge @ 3m)

| WIFI | Band 3 5470~5725MHz Band Edge @ 3m | |
|-------------|--|--|
| ANT | 802.11ac VHT20 CH100 5500MHz | |
| 1 | Horizontal | Fundamental |
| Peak | <p>Site : 03CH11-HY Condition : PEAK_BE(UNIT)_B3 3m HORN 9120D-HF HORIZONTAL Detector : Peak Project : 971613</p> | <p>Site : 03CH11-HY Condition : PEAK(UNIT) 3m HORN 9120D-HF HORIZONTAL Detector : Peak Project : 971613</p> |
| Avg. | <p>Site : 03CH11-HY Condition : AVG_BE(UNIT)_B3 3m HORN 9120D-HF HORIZONTAL Detector : Peak Project : 971613</p> | Left blank |



| WIFI | Band 3 5470~5725MHz Band Edge @ 3m | |
|------|---|--|
| ANT | 802.11ac VHT20 CH100 5500MHz | |
| 1 | Vertical | Fundamental |
| Peak |  <p>Date: 2019-07-31</p> <p>Site : 03CH11-HY Condition : PEAK_BE(UNIT1)_B3 3m HORN 9120D-HF VERTICAL RBW:1000.000KHz VBW:3000.000KHz SWT:Auto Detector : Peak Project : 971613</p> |  <p>Date: 2019-07-31</p> <p>Site : 03CH11-HY Condition : PEAK(UNIT1) 3m HORN 9120D-HF VERTICAL RBW:1000.000KHz VBW:3000.000KHz SWT:Auto Detector : Peak Project : 971613</p> |
| Avg. |  <p>Date: 2019-07-31</p> <p>Site : 03CH11-HY Condition : AVG_BE(UNIT1)_B3 3m HORN 9120D-HF VERTICAL RBW:1000.000KHz VBW:1.000KHz SWT:Auto Detector : Peak Project : 971613</p> | Left blank |

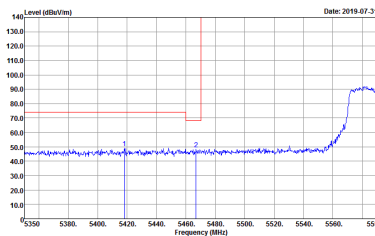
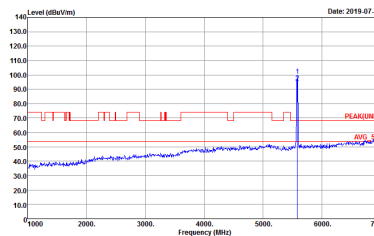
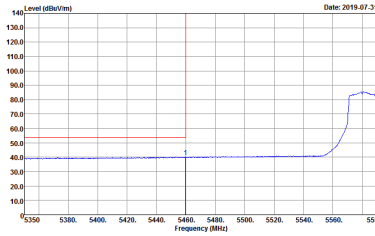


| WIFI | Band 3 5470~5725MHz Band Edge @ 3m | |
|------|--|--|
| ANT | 802.11ac VHT20 CH116 5580MHz - L | |
| 1 | Horizontal | Fundamental |
| Peak |  <p>Date: 2019-07-31</p> <p>Site : 03CH11-HY Condition : PEAK_BE(UNIT1)_B3 3m HORN 9120D-HF HORIZONTAL Detector : Peak Project : 971613</p> |  <p>Date: 2019-07-31</p> <p>Site : 03CH11-HY Condition : PEAK(UNIT1) 3m HORN 9120D-HF HORIZONTAL Detector : Peak Project : 971613</p> |
| Avg. |  <p>Date: 2019-07-31</p> <p>Site : 03CH11-HY Condition : AVG_BE(UNIT1)_B3 3m HORN 9120D-HF HORIZONTAL Detector : Peak Project : 971613</p> | Left blank |



| WIFI | Band 3 5470~5725MHz Band Edge @ 3m | |
|------|---|-------------|
| ANT | 802.11ac VHT20 CH116 5580MHz - R | |
| 1 | Horizontal | Fundamental |
| Peak | <p>Site : 03CH11-HY Condition : PEAK_BE(UNIT1)_B3 3m HORN 91200-HF HORIZONTAL RBW:1000.000KHz VBW:3000.000KHz SWF:Auto Detector : Peak Project : 971613</p> | Left blank |

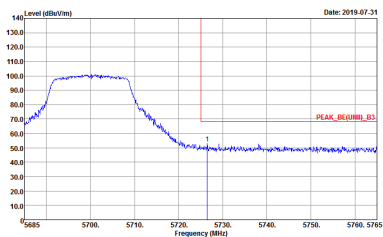
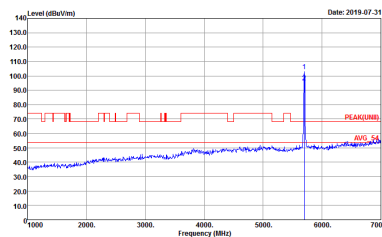


| WIFI | Band 3 5470~5725MHz Band Edge @ 3m | |
|------|---|--|
| ANT | 802.11ac VHT20 CH116 5580MHz - L | |
| 1 | Vertical | Fundamental |
| Peak |  <p>Date: 2019-07-31</p> <p>Site : 03CH11-HY Condition : PEAK_BE(UNIT1)_B3 3m HORN 9120D-HF VERTICAL RBW:1000.000KHz VBW:3000.000KHz SWT:Auto Detector : Peak Project : 971613</p> |  <p>Date: 2019-07-31</p> <p>Site : 03CH11-HY Condition : PEAK(UNIT1) 3m HORN 9120D-HF VERTICAL RBW:1000.000KHz VBW:3000.000KHz SWT:Auto Detector : Peak Project : 971613</p> |
| Avg. |  <p>Date: 2019-07-31</p> <p>Site : 03CH11-HY Condition : AVG_BE(UNIT1)_B3 3m HORN 9120D-HF VERTICAL RBW:1000.000KHz VBW:1.000KHz SWT:Auto Detector : Peak Project : 971613</p> | Left blank |

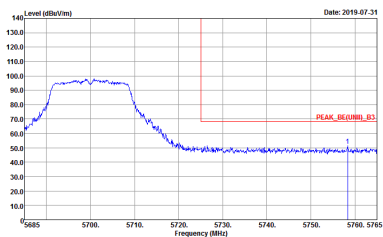
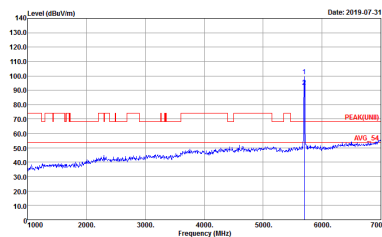


| | | |
|------|--|-------------|
| WIFI | Band 3 5470~5725MHz Band Edge @ 3m | |
| ANT | 802.11ac VHT20 CH116 5580MHz - R | |
| 1 | Vertical | Fundamental |
| Peak | <p>Site : 03CH11-HY Condition : PEAK_BE(UNIT1)_B3 3m HORN 9120D-HP VERTICAL RBW:1000.000KHz VBW:3000.000KHz SWFT:Auto Detector : Peak Project : 971613</p> | Left blank |



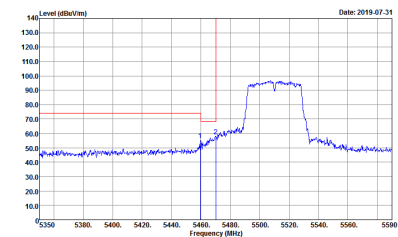
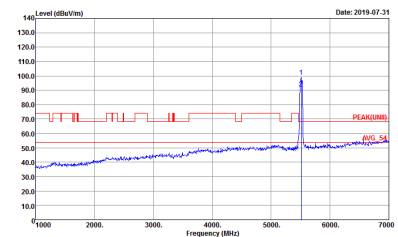
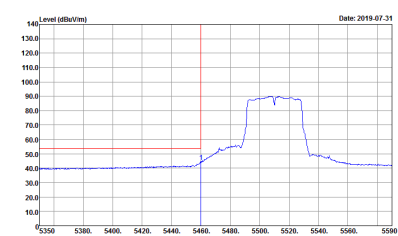
| | | |
|------|---|--|
| WIFI | Band 3 5470~5725MHz Band Edge @ 3m | |
| ANT | 802.11ac VHT20 CH140 5700MHz | |
| 1 | Horizontal | Fundamental |
| Peak |  <p>Date: 2019-07-31</p> <p>Site : 03CH11-HY Condition : PEAK_BE(UNIT1)_B3 3m HORN 9120D-HF HORIZONTAL RBW:1000.000KHz VBW:3000.000KHz SWT:Auto Detector : Peak Project : 971613</p> |  <p>Date: 2019-07-31</p> <p>Site : 03CH11-HY Condition : PEAK(UNIT1) 3m HORN 9120D-HF HORIZONTAL RBW:1000.000KHz VBW:3000.000KHz SWT:Auto Detector : Peak Project : 971613</p> |



| | | |
|------|--|---|
| WIFI | Band 3 5470~5725MHz Band Edge @ 3m | |
| ANT | 802.11ac VHT20 CH140 5700MHz | |
| 1 | Vertical | Fundamental |
| Peak |  <p>Date: 2019-07-31</p> <p>Site : 03CH11-HY Condition : PEAK_BE(UNIT)_B3 3m HORN 9120D-HF VERTICAL RBW:1000.000KHz VBW:3000.000KHz SWT:Auto Detector : Peak Project : 971613</p> |  <p>Date: 2019-07-31</p> <p>Site : 03CH11-HY Condition : PEAK(UNIT) 3m HORN 9120D-HF VERTICAL RBW:1000.000KHz VBW:3000.000KHz SWT:Auto Detector : Peak Project : 971613</p> |



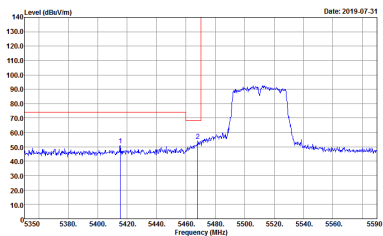
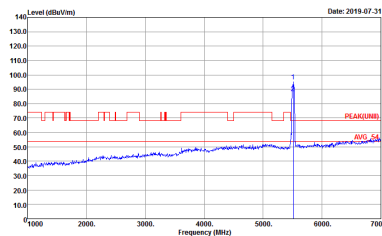
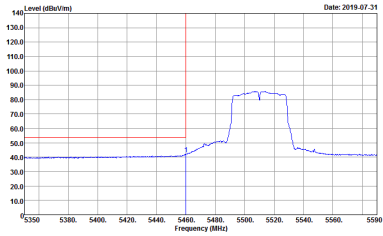
Band 3 5470~5725MHz
WIFI 802.11ac VHT40 (Band Edge @ 3m)

| WIFI | Band 3 5470~5725MHz Band Edge @ 3m | |
|-------------|--|---|
| ANT | 802.11ac VHT40 CH102 5510MHz - L | |
| 1 | Horizontal | Fundamental |
| Peak |  <p>Site : 03CH11-HY Condition : PEAK_BE[UNIT], B3 3m HORN 9120D-HF HORIZONTAL Detector : Peak Project : 971613</p> |  <p>Site : 03CH11-HY Condition : PEAK[UNIT] 3m HORN 9120D-HF HORIZONTAL Detector : Peak Project : 971613</p> |
| Avg. |  <p>Site : 03CH11-HY Condition : AVG_BE[UNIT], B3 3m HORN 9120D-HF HORIZONTAL Detector : Peak Project : 971613</p> | Left blank |



| | | |
|------|--|-------------|
| WIFI | Band 3 5470~5725MHz Band Edge @ 3m | |
| ANT | 802.11ac VHT40 CH102 5510MHz - R | |
| 1 | Horizontal | Fundamental |
| Peak | <p>Site : 03CH11-HY Condition : PEAK_BE(UNIT1)_B3 3m HORN 91200-HF HORIZONTAL Detector : Peak Project : 971613</p> | Left blank |

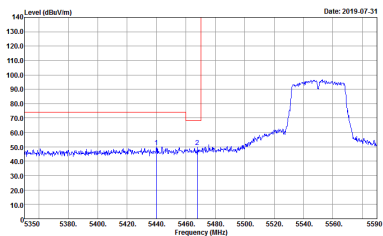
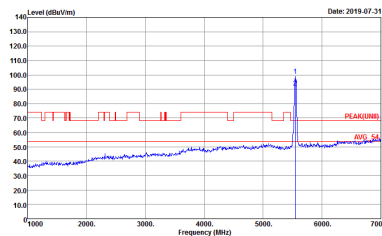
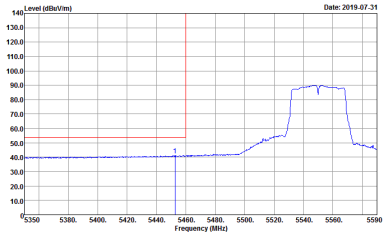


| | | |
|------|---|--|
| WIFI | Band 3 5470~5725MHz Band Edge @ 3m | |
| ANT | 802.11ac VHT40 CH102 5510MHz - L | |
| 1 | Vertical | Fundamental |
| Peak |  <p>Date: 2019-07-31</p> <p>Site : 03CH11-HY Condition : PEAK_BE(UNIT1)_B3 3m HORN 9120D-HF VERTICAL : RBW:1000.000KHz VBW:3000.000KHz SWT:Auto Detector : Peak Project : 971613</p> |  <p>Date: 2019-07-31</p> <p>Site : 03CH11-HY Condition : PEAK(UNIT1) 3m HORN 9120D-HF VERTICAL : RBW:1000.000KHz VBW:3000.000KHz SWT:Auto Detector : Peak Project : 971613</p> |
| Avg. |  <p>Date: 2019-07-31</p> <p>Site : 03CH11-HY Condition : AVG_BE(UNIT1)_B3 3m HORN 9120D-HF VERTICAL : RBW:1000.000KHz VBW:3.000KHz SWT:Auto Detector : Peak Project : 971613</p> | Left blank |



| | | |
|------|--|-------------|
| WIFI | Band 3 5470~5725MHz Band Edge @ 3m | |
| ANT | 802.11ac VHT40 CH102 5510MHz - R | |
| 1 | Vertical | Fundamental |
| Peak | <p>Site : 03CH11-HY Condition : PEAK_BE(UNIT1)_B3 3m HORN 9120D-HP VERTICAL Detector : Peak Project : 971613</p> | Left blank |

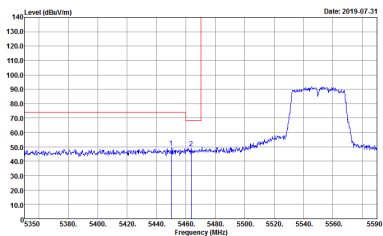
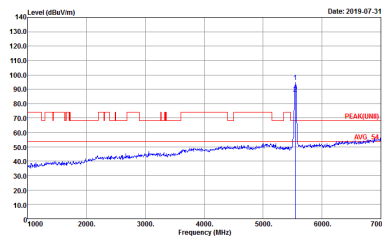
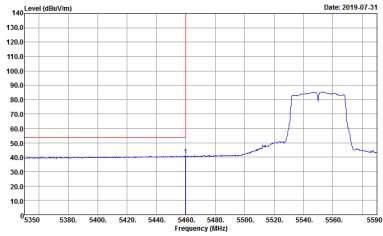


| | | |
|------|--|--|
| WIFI | Band 3 5470~5725MHz Band Edge @ 3m | |
| ANT | 802.11ac VHT40 CH110 5550MHz - L | |
| 1 | Horizontal | Fundamental |
| Peak |  <p>Site : 03CH11-HY Condition : PEAK_BE(UNIT1)_B3 3m HORN 9120D-HF HORIZONTAL Detector : Peak Project : 971613</p> |  <p>Site : 03CH11-HY Condition : PEAK(UNIT1) 3m HORN 9120D-HF HORIZONTAL Detector : Peak Project : 971613</p> |
| Avg. |  <p>Site : 03CH11-HY Condition : AVG_BE(UNIT1)_B3 3m HORN 9120D-HF HORIZONTAL Detector : Peak Project : 971613</p> | Left blank |



| | | |
|------|---|-------------|
| WIFI | Band 3 5470~5725MHz Band Edge @ 3m | |
| ANT | 802.11ac VHT40 CH110 5550MHz - R | |
| 1 | Horizontal | Fundamental |
| Peak | <p>Site : 03CH11-HY Condition : PEAK_BE(UNIT1)_B3 3m HORN 91200-HF HORIZONTAL RBW:1000.000KHz VBW:3000.000KHz SWF:Auto Detector : Peak Project : 971613</p> | Left blank |

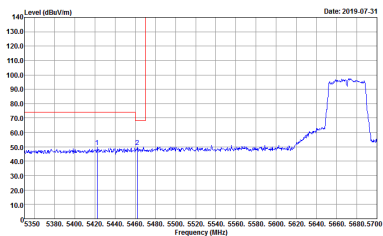
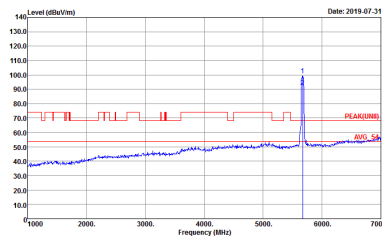
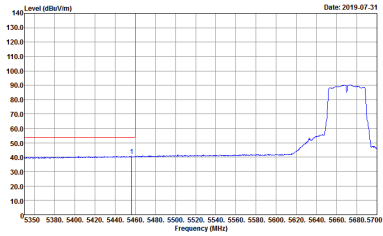


| | | |
|------|--|--|
| WIFI | Band 3 5470~5725MHz Band Edge @ 3m | |
| ANT | 802.11ac VHT40 CH110 5550MHz - L | |
| 1 | Vertical | Fundamental |
| Peak |  <p>Site : 03CH11-HY Condition : PEAK_BE(UNIT1)_B3 3m HORN 9120D-HF VERTICAL Detector : Peak Project : 971613</p> |  <p>Site : 03CH11-HY Condition : PEAK(UNIT1) 3m HORN 9120D-HF VERTICAL Detector : Peak Project : 971613</p> |
| Avg. |  <p>Site : 03CH11-HY Condition : AVG_BE(UNIT1)_B3 3m HORN 9120D-HF VERTICAL Detector : Peak Project : 971613</p> | Left blank |



| | | |
|------|---|-------------|
| WIFI | Band 3 5470~5725MHz Band Edge @ 3m | |
| ANT | 802.11ac VHT40 CH110 5550MHz - R | |
| 1 | Vertical | Fundamental |
| Peak | <p>Site : 03CH11-HY Condition : PEAK_BE(UNIT1)_B3 3m HORN 91200-HF VERTICAL Detector : Peak Project : 971613</p> | Left blank |

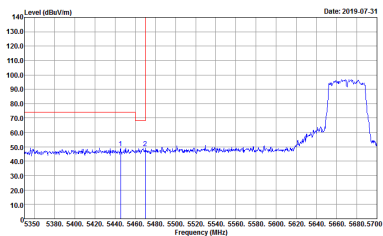
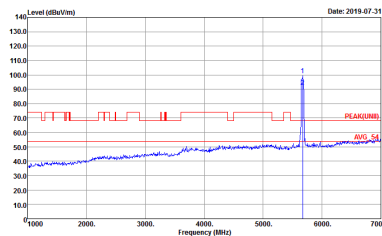
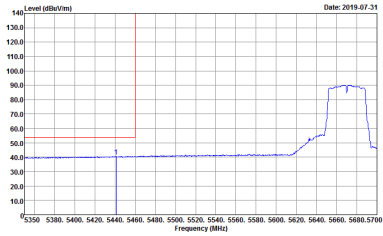


| | | |
|------|--|--|
| WIFI | Band 3 5470~5725MHz Band Edge @ 3m | |
| ANT | 802.11ac VHT40 CH134 5670MHz - L | |
| 1 | Horizontal | Fundamental |
| Peak |  <p>Site : 03CH11-HY Condition : PEAK_BE(UNIT1)_B3 3m HORN 9120D-HF HORIZONTAL Detector : Peak Project : 971613</p> |  <p>Site : 03CH11-HY Condition : PEAK(UNIT1) 3m HORN 9120D-HF HORIZONTAL Detector : Peak Project : 971613</p> |
| Avg. |  <p>Site : 03CH11-HY Condition : AVG_BE(UNIT1)_B3 3m HORN 9120D-HF HORIZONTAL Detector : Peak Project : 971613</p> | Left blank |

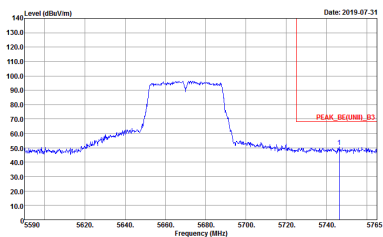


| | | |
|------|--|-------------|
| WIFI | Band 3 5470~5725MHz Band Edge @ 3m | |
| ANT | 802.11ac VHT40 CH134 5670MHz - R | |
| 1 | Horizontal | Fundamental |
| Peak | <p>Site : 03CH11-HY Condition : PEAK_BE(UNIT1)_B3 3m HORN 91200-HF HORIZONTAL Detector : Peak Project : 971613</p> | Left blank |



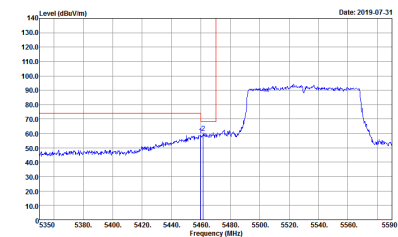
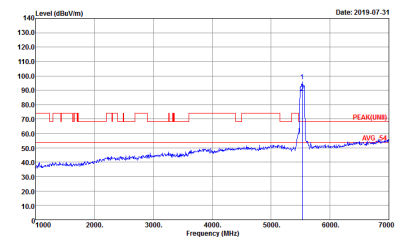
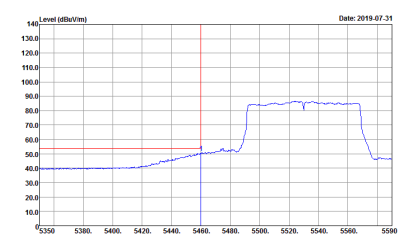
| | | |
|------|---|--|
| WIFI | Band 3 5470~5725MHz Band Edge @ 3m | |
| ANT | 802.11ac VHT40 CH134 5670MHz - L | |
| 1 | Vertical | Fundamental |
| Peak |  <p>Date: 2019-07-31</p> <p>Site : 03CH11-HY Condition : PEAK_BE(UNIT1)_B3 3m HORN 9120D-HF VERTICAL RBW:1000.000KHz VBW:3000.000KHz SWT:Auto Detector : Peak Project : 971613</p> |  <p>Date: 2019-07-31</p> <p>Site : 03CH11-HY Condition : PEAK(UNIT1) 3m HORN 9120D-HF VERTICAL RBW:1000.000KHz VBW:3000.000KHz SWT:Auto Detector : Peak Project : 971613</p> |
| Avg. |  <p>Date: 2019-07-31</p> <p>Site : 03CH11-HY Condition : AVG_BE(UNIT1)_B3 3m HORN 9120D-HF VERTICAL RBW:1000.000KHz VBW:3.000KHz SWT:Auto Detector : Peak Project : 971613</p> | Left blank |



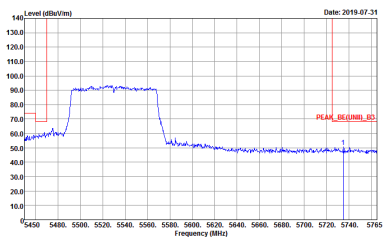
| | | |
|------|---|-------------|
| WIFI | Band 3 5470~5725MHz Band Edge @ 3m | |
| ANT | 802.11ac VHT40 CH134 5670MHz - R | |
| 1 | Vertical | Fundamental |
| Peak |  <p>Site : 03CHI1-HY Condition : PEAK_BE(UNIT1)_B3 3m HORN 9120D-HF VERTICAL Detector : Peak Project : 971613</p> | Left blank |



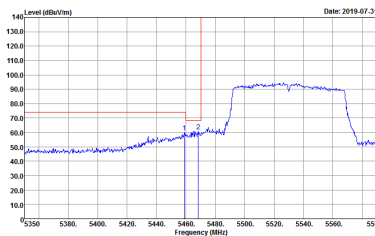
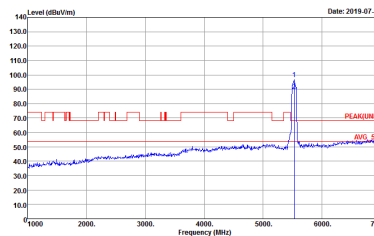
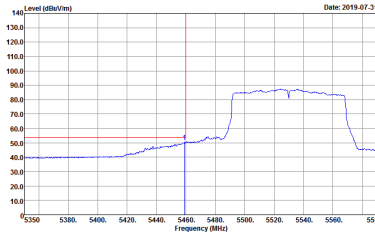
Band 3 5470~5725MHz
WIFI 802.11ac VHT80 (Band Edge @ 3m)

| WIFI | Band 3 5470~5725MHz Band Edge @ 3m | |
|-------------|---|---|
| ANT | 802.11ac VHT80 CH106 5530MHz - L | |
| 1 | Horizontal | Fundamental |
| Peak |  <p>Site : 03CH11-HY Condition : PEAK_BE([UNIT], B3 3m HORN 9120D-HF HORIZONTAL Detector : Peak Project : 971613</p> |  <p>Site : 03CH11-HY Condition : PEAK([UNIT]) 3m HORN 9120D-HF HORIZONTAL Detector : Peak Project : 971613</p> |
| Avg. |  <p>Site : 03CH11-HY Condition : AVG_BE([UNIT], B3 3m HORN 9120D-HF HORIZONTAL Detector : Peak Project : 971613</p> | Left blank |

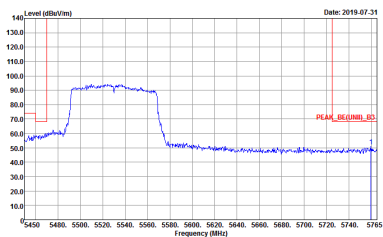


| | | |
|------|---|-------------|
| WIFI | Band 3 5470~5725MHz Band Edge @ 3m | |
| ANT | 802.11ac VHT80 CH106 5530MHz - R | |
| 1 | Horizontal | Fundamental |
| Peak |  <p>Site : 03CHI1-HY Condition : PEAK_BE(UNIT1)_B3 3m HORN 91200-HF HORIZONTAL Detector : Peak Project : 971613</p> | Left blank |



| WIFI | Band 3 5470~5725MHz Band Edge @ 3m | |
|------|--|--|
| ANT | 802.11ac VHT80 CH106 5530MHz - L | |
| 1 | Vertical | Fundamental |
| Peak |  <p>Date: 2019-07-31</p> <p>Site : 03CH11-HY Condition : PEAK_BE(UNIT1)_B3 3m HORN 9120D-HF VERTICAL : RBW:1000.000KHz VBW:3000.000KHz SWT:Auto Detector : Peak Project : 971613</p> |  <p>Date: 2019-07-31</p> <p>Site : 03CH11-HY Condition : PEAK(UNIT1) 3m HORN 9120D-HF VERTICAL : RBW:1000.000KHz VBW:3000.000KHz SWT:Auto Detector : Peak Project : 971613</p> |
| Avg. |  <p>Date: 2019-07-31</p> <p>Site : 03CH11-HY Condition : AVG_BE(UNIT1)_B3 3m HORN 9120D-HF VERTICAL : RBW:1000.000KHz VBW:3000.000KHz SWT:Auto Detector : Peak Project : 971613</p> | Left blank |



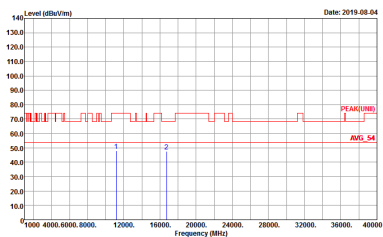
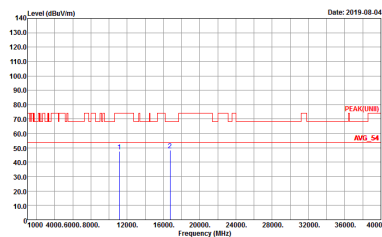
| | | |
|------|---|-------------|
| WIFI | Band 3 5470~5725MHz Band Edge @ 3m | |
| ANT | 802.11ac VHT80 CH106 5530MHz - R | |
| 1 | Vertical | Fundamental |
| Peak |  <p>Site : 03CH11-HY Condition : PEAK_BE(UNIT1)_B3 3m HORN 9120D-HF VERTICAL Detector : Peak Project : 971613</p> | Left blank |



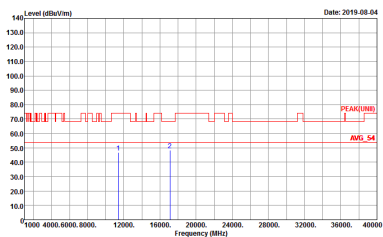
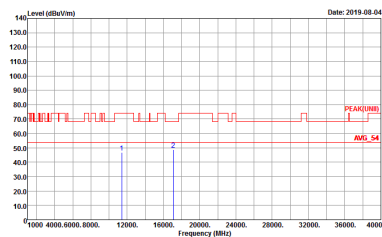
Band 3 - 5470~5725MHz
WIFI 802.11a (Harmonic @ 3m)

| | | |
|----------------------------|--|--|
| WIFI | Band 3 5470~5725MHz Harmonic @ 3m | |
| ANT | 802.11a CH100 5500MHz | |
| 1 | Horizontal | Vertical |
| Peak Avg. | <p>Site : 03CH11-HY Condition : PEAK(LINE) 3m HORN 9120D-HF HORIZONTAL Detector : Peak Project : 971613</p> | <p>Site : 03CH11-HY Condition : PEAK(LINE) 3m HORN 9120D-HF VERTICAL Detector : Peak Project : 971613</p> |



| | | |
|--------------|--|---|
| WIFI | Band 3 5470~5725MHz Harmonic @ 3m | |
| ANT | 802.11a CH116 5580MHz | |
| 1 | Horizontal | Vertical |
| Peak Avg. |  <p>Site : 03CH11-HY Condition : PEAK(LINII) 3m HORN 9120D-HF HORIZONTAL Detector : Peak Project : 971613</p> |  <p>Site : 03CH11-HY Condition : PEAK(LINII) 3m HORN 9120D-HF VERTICAL Detector : Peak Project : 971613</p> |



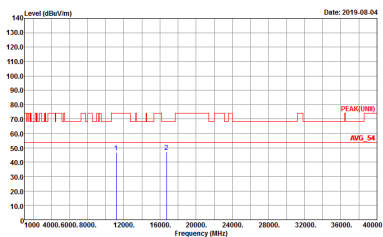
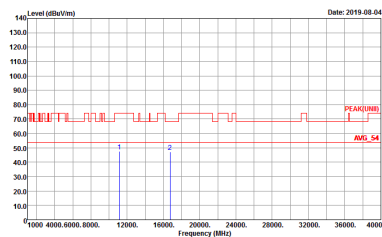
| | | |
|---------------------------------------|---|--|
| WIFI | Band 3 5470~5725MHz Harmonic @ 3m | |
| ANT | 802.11a CH140 5700MHz | |
| 1 | Horizontal | Vertical |
| <p>Peak</p> <p>Avg.</p> |  <p>Site : 03CH11-HY Condition : PEAK(LINII) 3m HORN 91200-HF HORIZONTAL Detector : Peak Project : 971613</p> |  <p>Site : 03CH11-HY Condition : PEAK(LINII) 3m HORN 91200-HF VERTICAL Detector : Peak Project : 971613</p> |



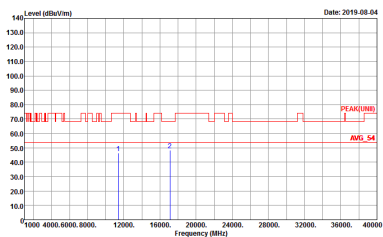
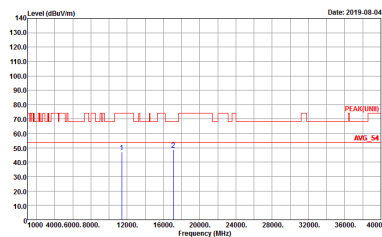
**Band 3 5470~5725MHz
WIFI 802.11ac VHT20 (Harmonic @ 3m)**

| WIFI | Band 3 5470~5725MHz Harmonic @ 3m | |
|---------------------------------------|--|--|
| ANT | 802.11ac VHT20 CH100 5500MHz | |
| 1 | Horizontal | Vertical |
| <p>Peak</p> <p>Avg.</p> | <p>Site : 03CH11-4FY Condition : PEAK(UNII) 3m HORN 9120D-HF HORIZONTAL Detector : Peak Project : 971613</p> | <p>Site : 03CH11-4FY Condition : PEAK(UNII) 3m HORN 9120D-HF VERTICAL Detector : Peak Project : 971613</p> |



| | | |
|----------------------|--|---|
| WIFI | Band 3 5470~5725MHz Harmonic @ 3m | |
| ANT | 802.11ac VHT20 CH116 5580MHz | |
| 1 | Horizontal | Vertical |
| <p>Peak Avg.</p> |  <p>Site : 03CH11-HY Condition : PEAK(LINII) 3m HORN 9120D-HF HORIZONTAL Detector : Peak Project : 971613</p> |  <p>Site : 03CH11-HY Condition : PEAK(LINII) 3m HORN 9120D-HF VERTICAL Detector : Peak Project : 971613</p> |



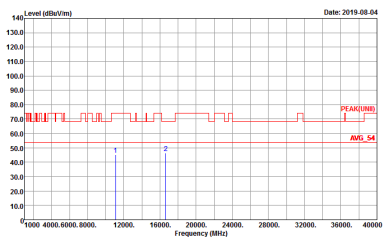
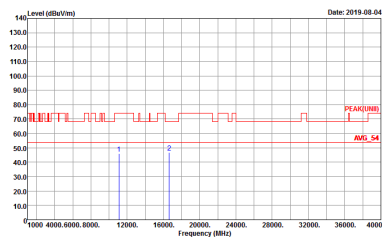
| | | |
|---------------------------------------|---|--|
| WIFI | Band 3 5470~5725MHz Harmonic @ 3m | |
| ANT | 802.11ac VHT20 CH140 5700MHz | |
| 1 | Horizontal | Vertical |
| <p>Peak</p> <p>Avg.</p> |  <p>Site : 03CH11-HY Condition : PEAK(LINII) 3m HORN 91200-HF HORIZONTAL Detector : Peak Project : 971613</p> |  <p>Site : 03CH11-HY Condition : PEAK(LINII) 3m HORN 91200-HF VERTICAL Detector : Peak Project : 971613</p> |



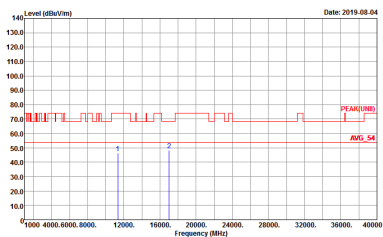
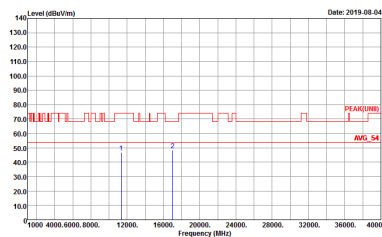
**Band 3 5470~5725MHz
WIFI 802.11ac VHT40 (Harmonic @ 3m)**

| WIFI | Band 3 5470~5725MHz Harmonic @ 3m | |
|---------------------------------------|--|--|
| ANT | 802.11ac VHT40 CH102 5510MHz | |
| 1 | Horizontal | Vertical |
| <p>Peak</p> <p>Avg.</p> | <p>Site : 03CH11-4FY Condition : PEAK(UNII) 3m HORN 9120D-HF HORIZONTAL Detector : Peak Project : 971613</p> | <p>Site : 03CH11-4FY Condition : PEAK(UNII) 3m HORN 9120D-HF VERTICAL Detector : Peak Project : 971613</p> |



| | | |
|----------------------|--|---|
| WIFI | Band 3 5470~5725MHz Harmonic @ 3m | |
| ANT | 802.11ac VHT40 CH110 5550MHz | |
| 1 | Horizontal | Vertical |
| <p>Peak Avg.</p> |  <p>Site : 03CH11-HY Condition : PEAK(LINII) 3m HORN 9120D-HF HORIZONTAL Detector : Peak Project : 971613</p> |  <p>Site : 03CH11-HY Condition : PEAK(LINII) 3m HORN 9120D-HF VERTICAL Detector : Peak Project : 971613</p> |



| | | |
|--------------|--|---|
| WIFI | Band 3 5470~5725MHz Harmonic @ 3m | |
| ANT | 802.11ac VHT40 CH134 5670MHz | |
| 1 | Horizontal | Vertical |
| Peak Avg. |  <p>Site : 03CH11-HY Condition : PEAK(LINII) 3m HORN 9120D-HF HORIZONTAL Detector : Peak Project : 971613</p> |  <p>Site : 03CH11-HY Condition : PEAK(LINII) 3m HORN 9120D-HF VERTICAL Detector : Peak Project : 971613</p> |



**Band 3 5470~5725MHz
WIFI 802.11ac VHT80 (Harmonic @ 3m)**

| WIFI | Band 3 5470~5725MHz Harmonic @ 3m | |
|---------------------------------------|--|--|
| ANT | 802.11ac VHT80 CH106 5530MHz | |
| 1 | Horizontal | Vertical |
| <p>Peak</p> <p>Avg.</p> | <p>Site : 03CH11-4FY Condition : PEAK(UNII) 3m HORN 9120D-HF HORIZONTAL Detector : Peak Project : 971613</p> | <p>Site : 03CH11-4FY Condition : PEAK(UNII) 3m HORN 9120D-HF VERTICAL Detector : Peak Project : 971613</p> |



Emission below 1GHz
5GHz WIFI 802.11ac VHT80 (LF)

| WIFI | 5GHz WIFI | |
|--------------|---|---|
| ANT | 802.11ac VHT80 LF | |
| 1 | Horizontal | Vertical |
| QP / Peak | <p>Site : 03CHI1-HY Condition : QP 3m BT-LOG 6111D-LF_ETC HORIZONTAL Detector : Peak Project : 971613</p> | <p>Site : 03CHI1-HY Condition : QP 3m BT-LOG 6111D-LF_ETC VERTICAL Detector : Peak Project : 971613</p> |

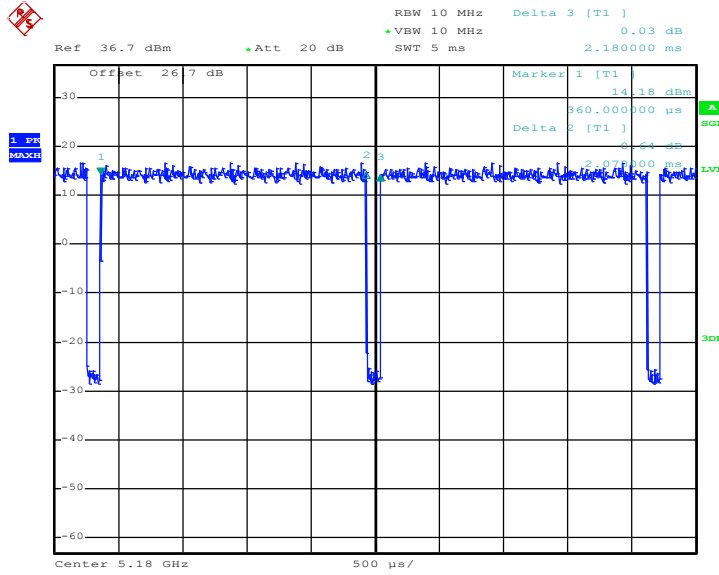


Appendix E. Duty Cycle Plots

| Band | Duty Cycle(%) | T(ms) | 1/T(kHz) | VBW Setting | Duty Factor(dB) |
|----------------|---------------|-------|----------|-------------|-----------------|
| 802.11a | 94.95 | 2.070 | 0.48 | 1kHz | 0.23 |
| 802.11ac VHT20 | 94.88 | 1.945 | 0.51 | 1kHz | 0.23 |
| 802.11ac VHT40 | 90.05 | 0.950 | 1.05 | 3kHz | 0.46 |
| 802.11ac VHT80 | 88.02 | 0.735 | 1.36 | 3kHz | 0.55 |

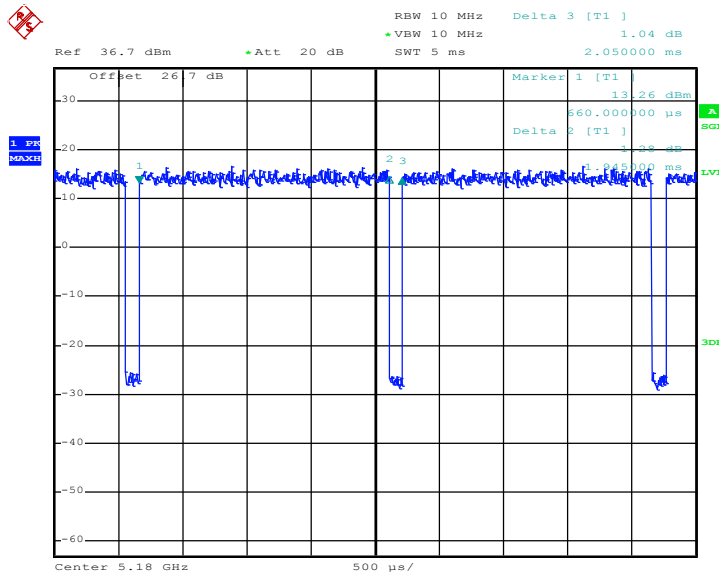


802.11a



Date: 27.JUL.2019 03:21:22

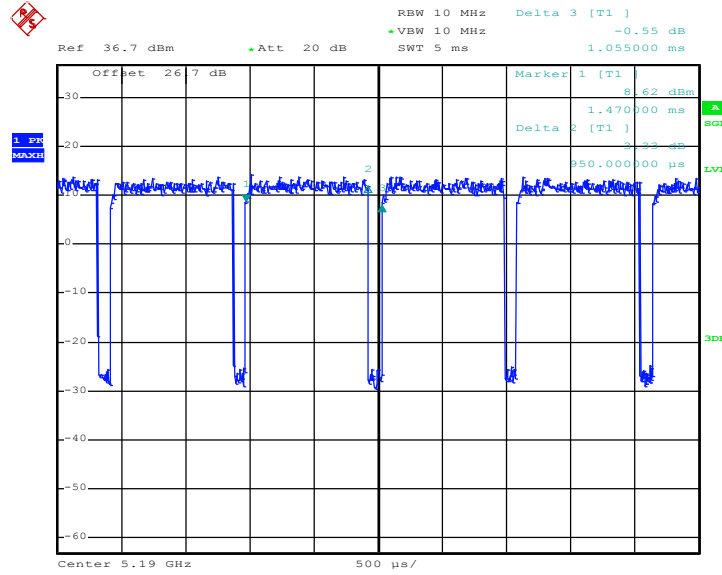
802.11ac VHT20



Date: 27.JUL.2019 03:23:32

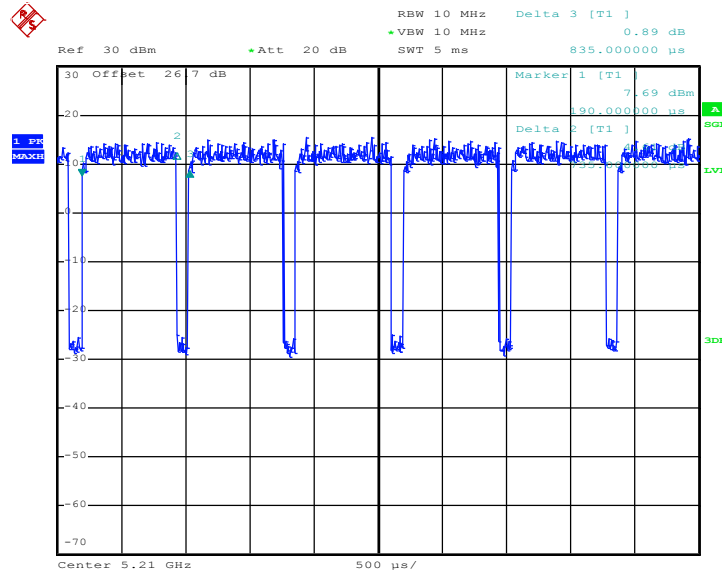


802.11ac VHT40



Date: 27.JUL.2019 03:26:36

802.11ac VHT80



Date: 30.JUL.2019 17:10:36