




## 8 PHOTOGRAPHS OF THE TEST CONFIGURATION CONDUCTED EMISSION TEST Mode 1




### Mode 2





### Mode 3





### Mode 4





**RADIATED EMISSION TEST**  
**Below 1GHz**  
**Mode 1**





### Mode 2



### Mode 3





### Mode 4









### Mode 5





**Above 1GHz  
Mode 1**



Mode 2



### Mode 3



Mode 4

