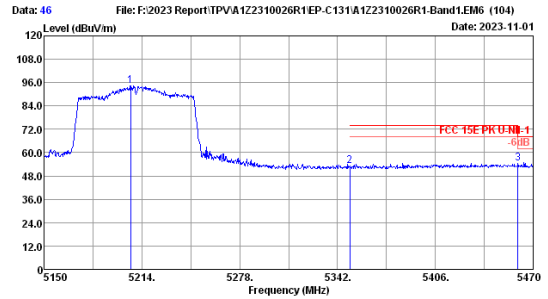


File: F:\2023 Report\TPVA\122310026R1EP-C\131A\122310026R1-Band1.EM6 (104)  
 Date: 2023-11-01  
 Site no. : 3m Chamber Data no. : 45  
 Dis. / Ant. : 3m 2023 MCTD1209-3006 Ant. pol. : VERTICAL  
 Limit : FCC 15E PK U-NII-1  
 Env. / Ins. : 23.2°C/52.5% Engineer : nier  
 Test Mode : WIFI 5G 11ac80 5210MHz TX Mode

No.	Freq. (MHz)	Ant. Factor (dB/m)	Cable Loss (dB)	Amp factor (dB)	Emission Reading (dBuV)	Emission Level (dBuV/m)	Limits (dBuV/m)	Margin (dB)	Remark
1	5211.76	32.55	6.68	33.66	84.59	90.16	74.00	16.16	Peak
2	5350.00	33.30	6.74	33.63	45.28	51.69	54.00	2.31	Peak
3	5460.00	34.02	6.78	33.61	46.32	53.51	68.20	14.69	Peak

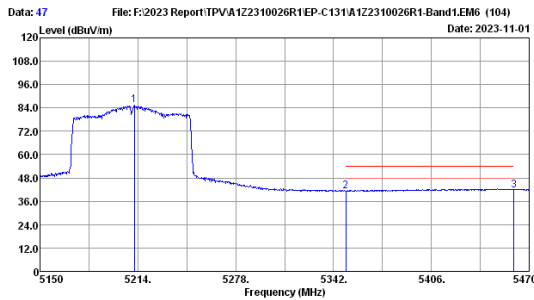
Remarks: 1. Emission Level= Antenna Factor + Cable Loss + Reading - Amp factor.  
 2. The emission levels that are 20dB below the official limit are not reported.



File: F:\2023 Report\TPVA\122310026R1EP-C\131A\122310026R1-Band1.EM6 (104)  
 Date: 2023-11-01  
 Site no. : 3m Chamber Data no. : 46  
 Dis. / Ant. : 3m 2023 MCTD1209-3006 Ant. pol. : HORIZONTAL  
 Limit : FCC 15E PK U-NII-1  
 Env. / Ins. : 23.2°C/52.5% Engineer : nier  
 Test Mode : WIFI 5G 11ac80 5210MHz TX Mode

No.	Freq. (MHz)	Ant. Factor (dB/m)	Cable Loss (dB)	Amp factor (dB)	Emission Reading (dBuV)	Emission Level (dBuV/m)	Limits (dBuV/m)	Margin (dB)	Remark
1	5206.64	32.53	6.68	33.66	88.74	94.29	74.00	20.29	Peak
2	5350.00	33.30	6.74	33.63	46.66	53.07	54.00	0.93	Peak
3	5460.00	34.02	6.78	33.61	47.49	54.68	68.20	13.52	Peak

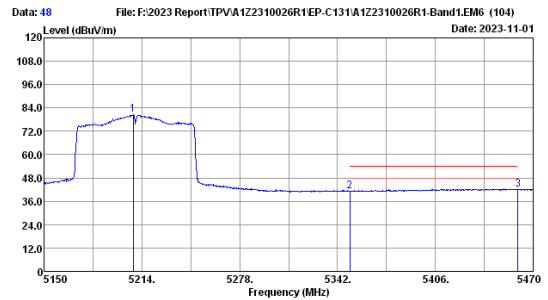
Remarks: 1. Emission Level= Antenna Factor + Cable Loss + Reading - Amp factor.  
 2. The emission levels that are 20dB below the official limit are not reported.



File: F:\2023 Report\TPVA\122310026R1EP-C\131A\122310026R1-Band1.EM6 (104)  
 Date: 2023-11-01  
 Site no. : 3m Chamber Data no. : 47  
 Dis. / Ant. : 3m 2023 MCTD1209-3006 Ant. pol. : HORIZONTAL  
 Limit : FCC 15E AV  
 Env. / Ins. : 23.2°C/52.5% Engineer : nier  
 Test Mode : WIFI 5G 11ac80 5210MHz TX Mode

No.	Freq. (MHz)	Ant. Factor (dB/m)	Cable Loss (dB)	Amp factor (dB)	Emission Reading (dBuV)	Emission Level (dBuV/m)	Limits (dBuV/m)	Margin (dB)	Remark
1	5211.76	32.55	6.68	33.66	79.73	85.30	54.00	31.30	Average
2	5350.00	33.30	6.74	33.63	34.86	41.27	54.00	12.73	Average
3	5460.00	34.02	6.78	33.61	34.63	41.82	54.00	12.18	Average

Remarks: 1. Emission Level= Antenna Factor + Cable Loss + Reading - Amp factor.  
 2. The emission levels that are 20dB below the official limit are not reported.

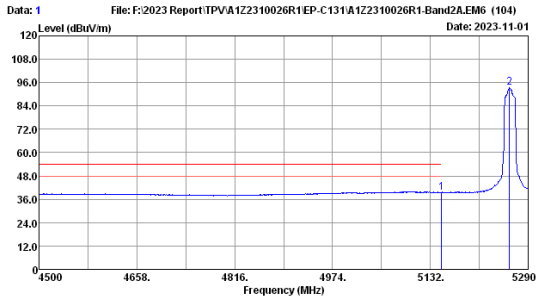


File: F:\2023 Report\TPVA\122310026R1EP-C\131A\122310026R1-Band1.EM6 (104)  
 Date: 2023-11-01  
 Site no. : 3m Chamber Data no. : 48  
 Dis. / Ant. : 3m 2023 MCTD1209-3006 Ant. pol. : VERTICAL  
 Limit : FCC 15E AV  
 Env. / Ins. : 23.2°C/52.5% Engineer : nier  
 Test Mode : WIFI 5G 11ac80 5210MHz TX Mode

No.	Freq. (MHz)	Ant. Factor (dB/m)	Cable Loss (dB)	Amp factor (dB)	Emission Reading (dBuV)	Emission Level (dBuV/m)	Limits (dBuV/m)	Margin (dB)	Remark
1	5208.24	32.53	6.68	33.66	75.12	80.67	54.00	26.67	Average
2	5350.00	33.30	6.74	33.63	34.87	41.28	54.00	12.72	Average
3	5460.00	34.02	6.78	33.61	35.01	42.20	54.00	11.80	Average

Remarks: 1. Emission Level= Antenna Factor + Cable Loss + Reading - Amp factor.  
 2. The emission levels that are 20dB below the official limit are not reported.

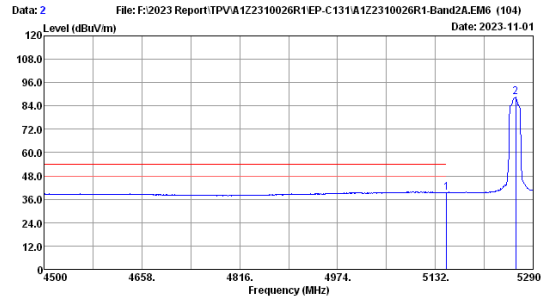
U-NII-2A Band:



Site no. : 3m Chamber Data no. : 1  
 Dis. / Ant. : 3m 2023 MCTD1209-3006 Ant. pol. : HORIZONTAL  
 Limit : FCC 15E AV  
 Env. / Ins. : 21.2°C/51.5% Engineer : nier  
 Test Mode : WIFI 5G 11a 5260MHz TX Mode

No.	Freq. (MHz)	Ant. Factor (dB/m)	Cable Loss (dB)	Amp factor (dB)	Reading Level (dBuV)	Emission Level (dBuV/m)	Limits (dBuV/m)	Margin (dB)	Remark
1	5150.00	32.50	6.66	33.67	33.96	39.45	54.00	14.55	Average
2	5259.98	32.74	6.70	33.65	87.63	93.42	-----	-----	Average

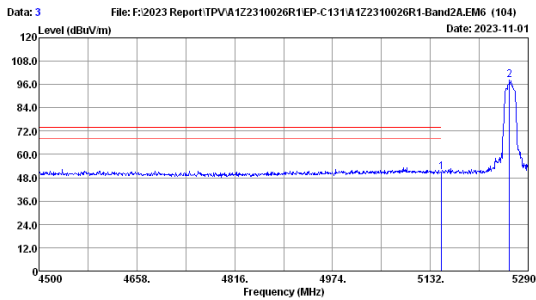
Remarks: 1. Emission Level= Antenna Factor + Cable Loss + Reading -Amp factor.  
 2. The emission levels that are 20dB below the official limit are not reported.



Site no. : 3m Chamber Data no. : 2  
 Dis. / Ant. : 3m 2023 MCTD1209-3006 Ant. pol. : VERTICAL  
 Limit : FCC 15E AV  
 Env. / Ins. : 21.2°C/51.5% Engineer : nier  
 Test Mode : WIFI 5G 11a 5260MHz TX Mode

No.	Freq. (MHz)	Ant. Factor (dB/m)	Cable Loss (dB)	Amp factor (dB)	Reading Level (dBuV)	Emission Level (dBuV/m)	Limits (dBuV/m)	Margin (dB)	Remark
1	5150.00	32.50	6.66	33.67	34.05	39.54	54.00	14.46	Average
2	5261.56	32.75	6.70	33.65	82.60	88.40	-----	-----	Average

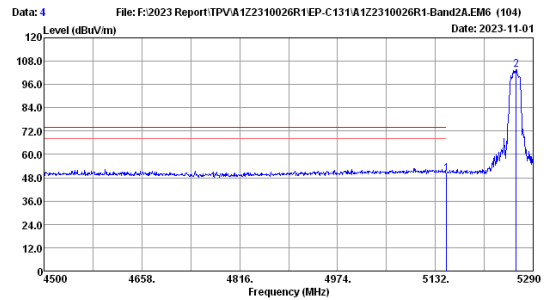
Remarks: 1. Emission Level= Antenna Factor + Cable Loss + Reading -Amp factor.  
 2. The emission levels that are 20dB below the official limit are not reported.



Site no. : 3m Chamber Data no. : 3  
 Dis. / Ant. : 3m 2023 MCTD1209-3006 Ant. pol. : VERTICAL  
 Limit : FCC 15E PK U-NII-2A  
 Env. / Ins. : 21.2°C/51.5% Engineer : nier  
 Test Mode : WIFI 5G 11a 5260MHz TX Mode

No.	Freq. (MHz)	Ant. Factor (dB/m)	Cable Loss (dB)	Amp factor (dB)	Reading Level (dBuV)	Emission Level (dBuV/m)	Limits (dBuV/m)	Margin (dB)	Remark
1	5150.00	32.50	6.66	33.67	45.37	50.86	74.00	23.14	Peak
2	5259.98	32.74	6.70	33.65	92.57	98.36	-----	-----	Peak

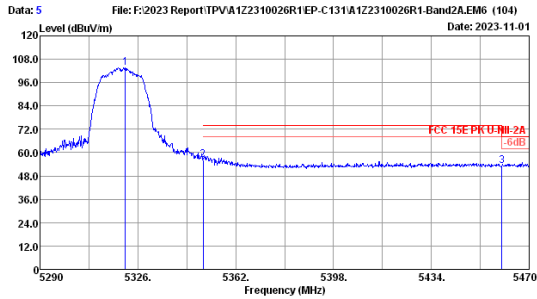
Remarks: 1. Emission Level= Antenna Factor + Cable Loss + Reading -Amp factor.  
 2. The emission levels that are 20dB below the official limit are not reported.



Site no. : 3m Chamber Data no. : 4  
 Dis. / Ant. : 3m 2023 MCTD1209-3006 Ant. pol. : HORIZONTAL  
 Limit : FCC 15E PK U-NII-2A  
 Env. / Ins. : 21.2°C/51.5% Engineer : nier  
 Test Mode : WIFI 5G 11a 5260MHz TX Mode

No.	Freq. (MHz)	Ant. Factor (dB/m)	Cable Loss (dB)	Amp factor (dB)	Reading Level (dBuV)	Emission Level (dBuV/m)	Limits (dBuV/m)	Margin (dB)	Remark
1	5150.00	32.50	6.66	33.67	44.51	50.00	74.00	24.00	Peak
2	5262.35	32.75	6.70	33.65	98.02	103.82	-----	-----	Peak

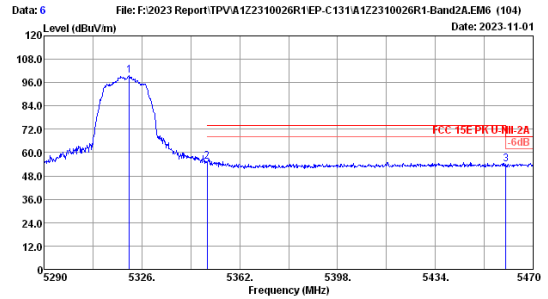
Remarks: 1. Emission Level= Antenna Factor + Cable Loss + Reading -Amp factor.  
 2. The emission levels that are 20dB below the official limit are not reported.



Site no. : 3m Chamber Data no. : 5  
 Dis. / Ant. : 3m 2023 MCTD1209-3006 Ant. pol. : HORIZONTAL  
 Limit : FCC 15E PK U-NII-2A  
 Env. / Ins. : 21.2°C/51.5% Engineer : nier  
 Test Mode : WIFI 5G 11a 5320MHz TX Mode

No.	Freq. (MHz)	Ant. Factor (dB/m)	Cable Loss (dB)	Amp factor (dB)	Reading Level (dBuV)	Emission Level (dBuV/m)	Limits (dBuV/m)	Margin (dB)	Remark
1	5321.32	33.07	6.73	33.64	97.58	103.74	74.00	17.72	Peak
2	5350.00	33.30	6.74	33.63	49.87	56.28	54.00	12.28	Average
3	5460.00	34.02	6.78	33.61	45.93	53.12	54.00	10.88	Average

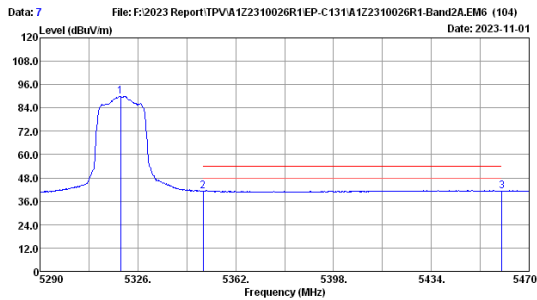
Remarks: 1. Emission Level= Antenna Factor + Cable Loss + Reading -amp factor.  
 2. The emission levels that are 20dB below the official limit are not reported.



Site no. : 3m Chamber Data no. : 6  
 Dis. / Ant. : 3m 2023 MCTD1209-3006 Ant. pol. : VERTICAL  
 Limit : FCC 15E PK U-NII-2A  
 Env. / Ins. : 21.2°C/51.5% Engineer : nier  
 Test Mode : WIFI 5G 11a 5320MHz TX Mode

No.	Freq. (MHz)	Ant. Factor (dB/m)	Cable Loss (dB)	Amp factor (dB)	Reading Level (dBuV)	Emission Level (dBuV/m)	Limits (dBuV/m)	Margin (dB)	Remark
1	5321.32	33.07	6.73	33.64	99.26	99.42	74.00	25.42	Peak
2	5350.00	33.30	6.74	33.63	48.84	55.25	54.00	11.25	Average
3	5460.00	34.02	6.78	33.61	46.80	53.99	54.00	10.01	Average

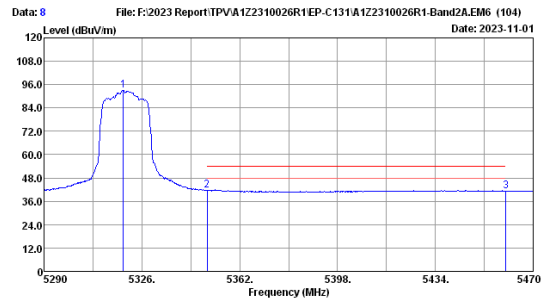
Remarks: 1. Emission Level= Antenna Factor + Cable Loss + Reading -amp factor.  
 2. The emission levels that are 20dB below the official limit are not reported.



Site no. : 3m Chamber Data no. : 7  
 Dis. / Ant. : 3m 2023 MCTD1209-3006 Ant. pol. : VERTICAL  
 Limit : FCC 15E AV  
 Env. / Ins. : 21.2°C/51.5% Engineer : nier  
 Test Mode : WIFI 5G 11a 5320MHz TX Mode

No.	Freq. (MHz)	Ant. Factor (dB/m)	Cable Loss (dB)	Amp factor (dB)	Reading Level (dBuV)	Emission Level (dBuV/m)	Limits (dBuV/m)	Margin (dB)	Remark
1	5319.70	33.06	6.73	33.64	83.83	89.98	54.00	35.98	Average
2	5350.00	33.30	6.74	33.63	34.69	41.10	54.00	12.90	Average
3	5460.00	34.02	6.78	33.61	34.21	41.40	54.00	12.60	Average

Remarks: 1. Emission Level= Antenna Factor + Cable Loss + Reading -amp factor.  
 2. The emission levels that are 20dB below the official limit are not reported.

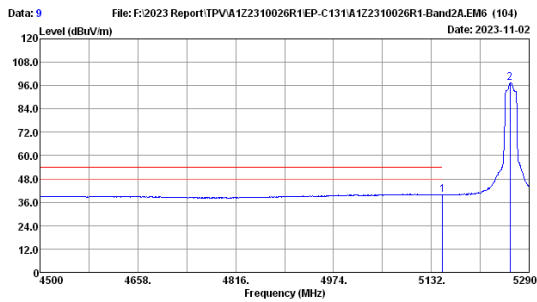


Site no. : 3m Chamber Data no. : 8  
 Dis. / Ant. : 3m 2023 MCTD1209-3006 Ant. pol. : HORIZONTAL  
 Limit : FCC 15E AV  
 Env. / Ins. : 21.2°C/51.5% Engineer : nier  
 Test Mode : WIFI 5G 11a 5320MHz TX Mode

No.	Freq. (MHz)	Ant. Factor (dB/m)	Cable Loss (dB)	Amp factor (dB)	Reading Level (dBuV)	Emission Level (dBuV/m)	Limits (dBuV/m)	Margin (dB)	Remark
1	5319.16	33.05	6.73	33.64	87.01	93.15	54.00	39.15	Average
2	5350.00	33.30	6.74	33.63	35.14	41.55	54.00	12.45	Average
3	5460.00	34.02	6.78	33.61	34.11	41.30	54.00	12.70	Average

Remarks: 1. Emission Level= Antenna Factor + Cable Loss + Reading -amp factor.  
 2. The emission levels that are 20dB below the official limit are not reported.

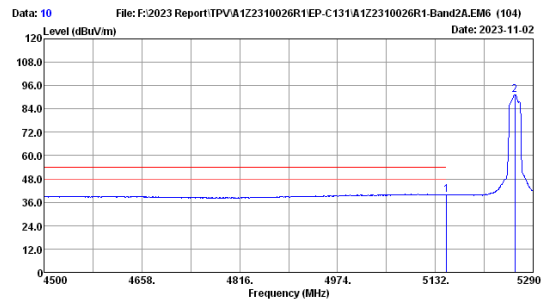
FCC ID: APYBSC0004



Site no. : 3m Chamber Data no. : 9  
Dis. / Ant. : 3m 2023 MCTD1209-3006 Ant. pol. : HORIZONTAL  
Limit : FCC 15E AV  
Env. / Ins. : 21.2°C/51.5% Engineer : nier  
Test Mode : WIFI 5G 11n20 5260MHz TX Mode

No.	Freq. (MHz)	Ant. Factor (dB/m)	Cable Loss (dB)	Amp Factor (dB)	Emission Reading (dBuV)	Emission Level (dBuV/m)	Limits (dBuV/m)	Margin (dB)	Remark
1	5150.00	32.50	6.66	33.67	34.36	39.85	54.00	14.15	Average
2	5259.19	32.74	6.70	33.65	91.79	97.58	-----	-----	Average

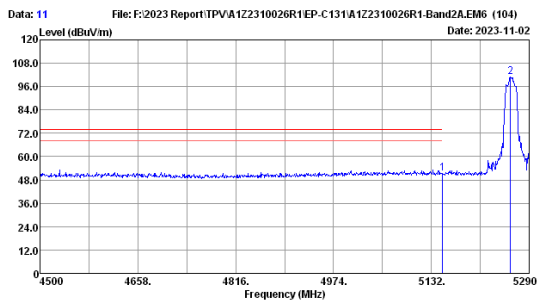
Remarks: 1. Emission Level= Antenna Factor + Cable Loss + Reading -Amp factor.  
2. The emission levels that are 20dB below the official limit are not reported.



Site no. : 3m Chamber Data no. : 10  
Dis. / Ant. : 3m 2023 MCTD1209-3006 Ant. pol. : VERTICAL  
Limit : FCC 15E AV  
Env. / Ins. : 21.2°C/51.5% Engineer : nier  
Test Mode : WIFI 5G 11n20 5260MHz TX Mode

No.	Freq. (MHz)	Ant. Factor (dB/m)	Cable Loss (dB)	Amp Factor (dB)	Emission Reading (dBuV)	Emission Level (dBuV/m)	Limits (dBuV/m)	Margin (dB)	Remark
1	5150.00	32.50	6.66	33.67	34.32	39.81	54.00	14.19	Average
2	5260.77	32.74	6.70	33.65	85.53	91.32	-----	-----	Average

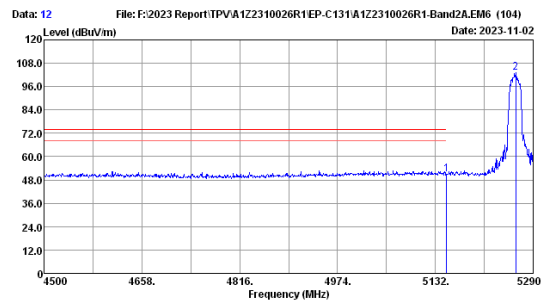
Remarks: 1. Emission Level= Antenna Factor + Cable Loss + Reading -Amp factor.  
2. The emission levels that are 20dB below the official limit are not reported.



Site no. : 3m Chamber Data no. : 11  
Dis. / Ant. : 3m 2023 MCTD1209-3006 Ant. pol. : VERTICAL  
Limit : FCC 15E PK U-NII-2A  
Env. / Ins. : 21.2°C/51.5% Engineer : nier  
Test Mode : WIFI 5G 11n20 5260MHz TX Mode

No.	Freq. (MHz)	Ant. Factor (dB/m)	Cable Loss (dB)	Amp Factor (dB)	Emission Reading (dBuV)	Emission Level (dBuV/m)	Limits (dBuV/m)	Margin (dB)	Remark
1	5150.00	32.50	6.66	33.67	45.95	51.44	74.00	22.56	Peak
2	5259.98	32.74	6.70	33.65	95.36	101.15	-----	-----	Peak

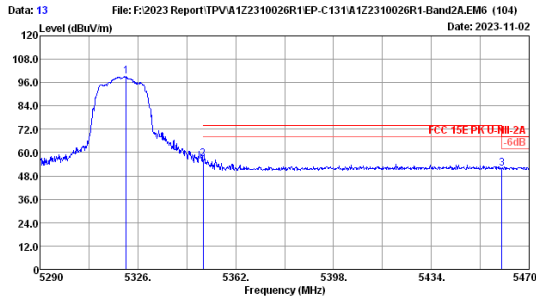
Remarks: 1. Emission Level= Antenna Factor + Cable Loss + Reading -Amp factor.  
2. The emission levels that are 20dB below the official limit are not reported.



Site no. : 3m Chamber Data no. : 12  
Dis. / Ant. : 3m 2023 MCTD1209-3006 Ant. pol. : HORIZONTAL  
Limit : FCC 15E PK U-NII-2A  
Env. / Ins. : 21.2°C/51.5% Engineer : nier  
Test Mode : WIFI 5G 11n20 5260MHz TX Mode

No.	Freq. (MHz)	Ant. Factor (dB/m)	Cable Loss (dB)	Amp Factor (dB)	Emission Reading (dBuV)	Emission Level (dBuV/m)	Limits (dBuV/m)	Margin (dB)	Remark
1	5150.00	32.50	6.66	33.67	45.57	51.06	74.00	22.94	Peak
2	5261.56	32.75	6.70	33.65	97.28	103.08	-----	-----	Peak

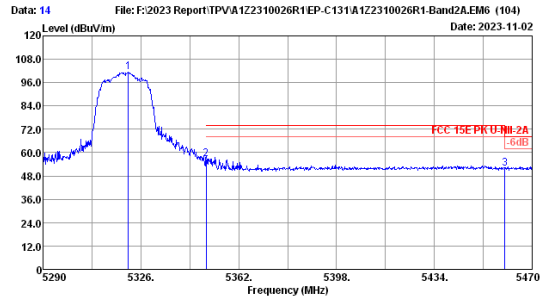
Remarks: 1. Emission Level= Antenna Factor + Cable Loss + Reading -Amp factor.  
2. The emission levels that are 20dB below the official limit are not reported.



File: F:\2023 Report\TPVA\122310026R1EP-C131A\122310026R1-Band2AEM6 (104)  
 Date: 2023-11-02  
 Site no. : 3m Chamber Data no. : 13  
 Dis. / Ant. : 3m 2023 MCTD1209-3006 Ant. pol. : VERTICAL  
 Limit : FCC 15E PK U-NII-2A  
 Env. / Ins. : 21.2°C/51.5% Engineer : nier  
 Test Mode : WIFI 5G 11n20 5320MHz TX Mode

No.	Freq. (MHz)	Ant. Factor (dB/m)	Cable Loss (dB)	Amp factor (dB)	Reading Level (dBuV)	Emission Level (dBuV/m)	Limits (dBuV/m)	Margin (dB)	Remark
1	5321.68	33.07	6.73	33.64	99.08	99.24	74.00	17.37	Peak
2	5350.00	33.30	6.74	33.63	50.22	56.63	54.00	13.55	Average
3	5460.00	34.02	6.78	33.61	44.79	51.98	54.00	14.24	Average

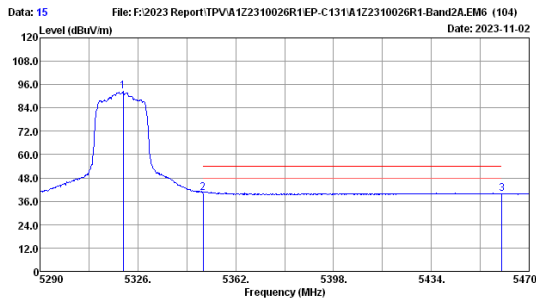
Remarks: 1. Emission Level= Antenna Factor + Cable Loss + Reading -Amp factor.  
 2. The emission levels that are 20dB below the official limit are not reported.



File: F:\2023 Report\TPVA\122310026R1EP-C131A\122310026R1-Band2AEM6 (104)  
 Date: 2023-11-02  
 Site no. : 3m Chamber Data no. : 14  
 Dis. / Ant. : 3m 2023 MCTD1209-3006 Ant. pol. : HORIZONTAL  
 Limit : FCC 15E PK U-NII-2A  
 Env. / Ins. : 21.2°C/51.5% Engineer : nier  
 Test Mode : WIFI 5G 11n20 5320MHz TX Mode

No.	Freq. (MHz)	Ant. Factor (dB/m)	Cable Loss (dB)	Amp factor (dB)	Reading Level (dBuV)	Emission Level (dBuV/m)	Limits (dBuV/m)	Margin (dB)	Remark
1	5321.32	33.07	6.73	33.64	95.17	101.33	74.00	17.36	Peak
2	5350.00	33.30	6.74	33.63	50.23	56.64	54.00	13.55	Average
3	5460.00	34.02	6.78	33.61	44.60	51.79	54.00	14.41	Average

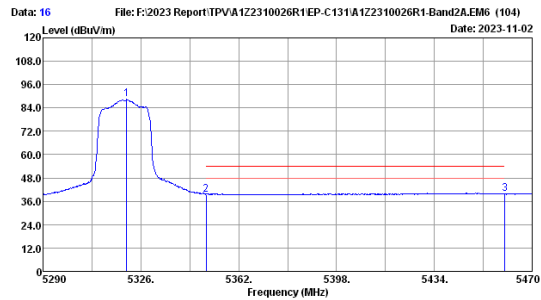
Remarks: 1. Emission Level= Antenna Factor + Cable Loss + Reading -Amp factor.  
 2. The emission levels that are 20dB below the official limit are not reported.



File: F:\2023 Report\TPVA\122310026R1EP-C131A\122310026R1-Band2AEM6 (104)  
 Date: 2023-11-02  
 Site no. : 3m Chamber Data no. : 15  
 Dis. / Ant. : 3m 2023 MCTD1209-3006 Ant. pol. : HORIZONTAL  
 Limit : FCC 15E AV  
 Env. / Ins. : 21.2°C/51.5% Engineer : nier  
 Test Mode : WIFI 5G 11n20 5320MHz TX Mode

No.	Freq. (MHz)	Ant. Factor (dB/m)	Cable Loss (dB)	Amp factor (dB)	Reading Level (dBuV)	Emission Level (dBuV/m)	Limits (dBuV/m)	Margin (dB)	Remark
1	5320.60	33.06	6.73	33.64	86.23	92.38	54.00	13.55	Average
2	5350.00	33.30	6.74	33.63	34.04	40.45	54.00	14.24	Average
3	5460.00	34.02	6.78	33.61	32.57	39.76	54.00	14.24	Average

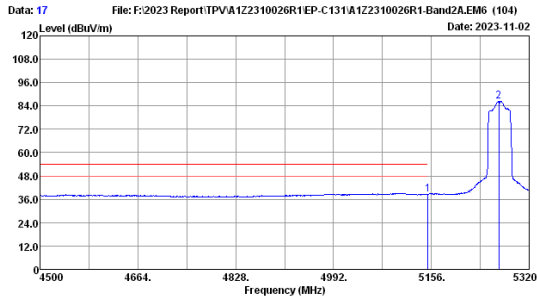
Remarks: 1. Emission Level= Antenna Factor + Cable Loss + Reading -Amp factor.  
 2. The emission levels that are 20dB below the official limit are not reported.



File: F:\2023 Report\TPVA\122310026R1EP-C131A\122310026R1-Band2AEM6 (104)  
 Date: 2023-11-02  
 Site no. : 3m Chamber Data no. : 16  
 Dis. / Ant. : 3m 2023 MCTD1209-3006 Ant. pol. : VERTICAL  
 Limit : FCC 15E AV  
 Env. / Ins. : 21.2°C/51.5% Engineer : nier  
 Test Mode : WIFI 5G 11n20 5320MHz TX Mode

No.	Freq. (MHz)	Ant. Factor (dB/m)	Cable Loss (dB)	Amp factor (dB)	Reading Level (dBuV)	Emission Level (dBuV/m)	Limits (dBuV/m)	Margin (dB)	Remark
1	5320.78	33.07	6.73	33.64	82.21	88.37	54.00	14.47	Average
2	5350.00	33.30	6.74	33.63	33.12	39.53	54.00	14.17	Average
3	5460.00	34.02	6.78	33.61	32.64	39.83	54.00	14.17	Average

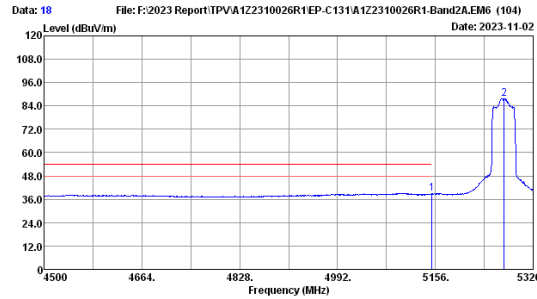
Remarks: 1. Emission Level= Antenna Factor + Cable Loss + Reading -Amp factor.  
 2. The emission levels that are 20dB below the official limit are not reported.



File: F:\2023 Report\TPVA\122310026R1EP-C\131A\122310026R1-Band2AEM6 (104)  
 Date: 2023-11-02  
 Site no. : 3m Chamber Data no. : 17  
 Dis. / Ant. : 3m 2023 MCTD1209-3006 Ant. pol. : VERTICAL  
 Limit : FCC 15E AV  
 Env. / Ins. : 21.2°C/51.5% Engineer : nier  
 Test Mode : WIFI 5G 11n40 5270MHz TX Mode

No.	Freq. (MHz)	Ant. Factor (dB/m)	Cable Loss (dB)	Amp Factor (dB)	Emission Reading (dBuV)	Emission Level (dBuV/m)	Limits (dBuV/m)	Margin (dB)	Remark
1	5150.00	32.50	6.66	33.67	33.19	38.68	54.00	15.32	Average
2	5269.16	32.78	6.71	33.65	80.50	86.34	-----	-----	Average

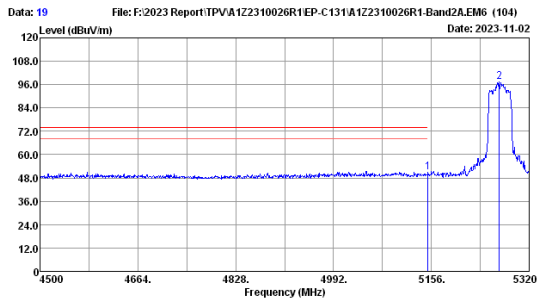
Remarks: 1. Emission Level= Antenna Factor + Cable Loss + Reading -Amp factor.  
 2. The emission levels that are 20dB below the official limit are not reported.



File: F:\2023 Report\TPVA\122310026R1EP-C\131A\122310026R1-Band2AEM6 (104)  
 Date: 2023-11-02  
 Site no. : 3m Chamber Data no. : 18  
 Dis. / Ant. : 3m 2023 MCTD1209-3006 Ant. pol. : HORIZONTAL  
 Limit : FCC 15E AV  
 Env. / Ins. : 21.2°C/51.5% Engineer : nier  
 Test Mode : WIFI 5G 11n40 5270MHz TX Mode

No.	Freq. (MHz)	Ant. Factor (dB/m)	Cable Loss (dB)	Amp Factor (dB)	Emission Reading (dBuV)	Emission Level (dBuV/m)	Limits (dBuV/m)	Margin (dB)	Remark
1	5150.00	32.50	6.66	33.67	33.34	38.83	54.00	15.17	Average
2	5271.62	32.79	6.71	33.64	82.03	87.69	-----	-----	Average

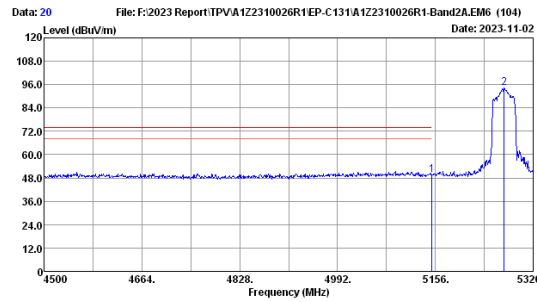
Remarks: 1. Emission Level= Antenna Factor + Cable Loss + Reading -Amp factor.  
 2. The emission levels that are 20dB below the official limit are not reported.



File: F:\2023 Report\TPVA\122310026R1EP-C\131A\122310026R1-Band2AEM6 (104)  
 Date: 2023-11-02  
 Site no. : 3m Chamber Data no. : 19  
 Dis. / Ant. : 3m 2023 MCTD1209-3006 Ant. pol. : HORIZONTAL  
 Limit : FCC 15E PK U-NII-2A  
 Env. / Ins. : 21.2°C/51.5% Engineer : nier  
 Test Mode : WIFI 5G 11n40 5270MHz TX Mode

No.	Freq. (MHz)	Ant. Factor (dB/m)	Cable Loss (dB)	Amp Factor (dB)	Emission Reading (dBuV)	Emission Level (dBuV/m)	Limits (dBuV/m)	Margin (dB)	Remark
1	5150.00	32.50	6.66	33.67	45.39	50.88	74.00	23.12	Peak
2	5269.98	32.78	6.71	33.65	91.46	97.30	-----	-----	Peak

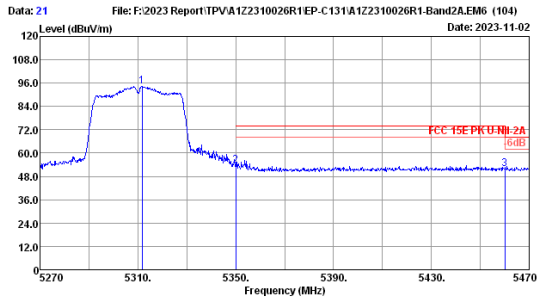
Remarks: 1. Emission Level= Antenna Factor + Cable Loss + Reading -Amp factor.  
 2. The emission levels that are 20dB below the official limit are not reported.



File: F:\2023 Report\TPVA\122310026R1EP-C\131A\122310026R1-Band2AEM6 (104)  
 Date: 2023-11-02  
 Site no. : 3m Chamber Data no. : 20  
 Dis. / Ant. : 3m 2023 MCTD1209-3006 Ant. pol. : VERTICAL  
 Limit : FCC 15E PK U-NII-2A  
 Env. / Ins. : 21.2°C/51.5% Engineer : nier  
 Test Mode : WIFI 5G 11n40 5270MHz TX Mode

No.	Freq. (MHz)	Ant. Factor (dB/m)	Cable Loss (dB)	Amp Factor (dB)	Emission Reading (dBuV)	Emission Level (dBuV/m)	Limits (dBuV/m)	Margin (dB)	Remark
1	5150.00	32.50	6.66	33.67	44.28	49.77	74.00	24.23	Peak
2	5271.62	32.79	6.71	33.64	88.53	94.39	-----	-----	Peak

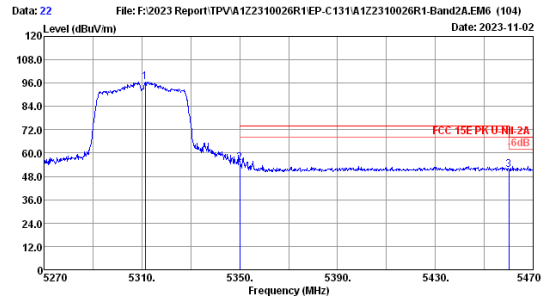
Remarks: 1. Emission Level= Antenna Factor + Cable Loss + Reading -Amp factor.  
 2. The emission levels that are 20dB below the official limit are not reported.



Site no. : 3m Chamber Data no. : 21  
 Dis. / Ant. : 3m 2023 MCTD1209-3006 Ant. pol. : VERTICAL  
 Limit : FCC 15E PK U-NII-2A  
 Env. / Ins. : 21.2°C/51.5% Engineer : nier  
 Test Mode : WIFI 5G 11n40 5310MHz TX Mode

No.	Freq. (MHz)	Ant. Factor (dB/m)	Cable Loss (dB)	Amp factor (dB)	Reading Level (dBuV)	Emission Level (dBuV/m)	Limits (dBuV/m)	Margin (dB)	Remark
1	5311.80	32.99	6.72	33.64	88.44	94.51	74.00	20.28	Peak
2	5350.00	33.30	6.74	33.63	47.31	53.72	54.00	11.50	Average
3	5460.00	34.02	6.78	33.61	44.56	51.75	54.00	16.45	Peak

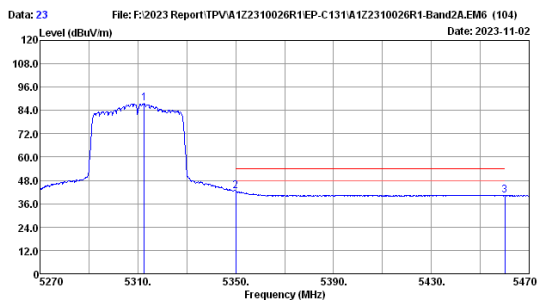
Remarks: 1. Emission Level= Antenna Factor + Cable Loss + Reading - Amp factor.  
 2. The emission levels that are 20dB below the official limit are not reported.



Site no. : 3m Chamber Data no. : 22  
 Dis. / Ant. : 3m 2023 MCTD1209-3006 Ant. pol. : HORIZONTAL  
 Limit : FCC 15E PK U-NII-2A  
 Env. / Ins. : 21.2°C/51.5% Engineer : nier  
 Test Mode : WIFI 5G 11n40 5310MHz TX Mode

No.	Freq. (MHz)	Ant. Factor (dB/m)	Cable Loss (dB)	Amp factor (dB)	Reading Level (dBuV)	Emission Level (dBuV/m)	Limits (dBuV/m)	Margin (dB)	Remark
1	5311.40	32.99	6.72	33.64	90.53	96.60	74.00	19.13	Peak
2	5350.00	33.30	6.74	33.63	48.46	54.87	54.00	16.81	Peak
3	5460.00	34.02	6.78	33.61	44.20	51.39	54.00	16.81	Peak

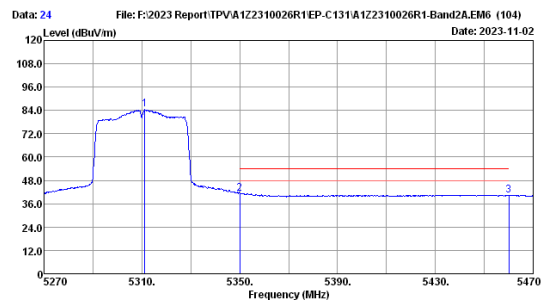
Remarks: 1. Emission Level= Antenna Factor + Cable Loss + Reading - Amp factor.  
 2. The emission levels that are 20dB below the official limit are not reported.



Site no. : 3m Chamber Data no. : 23  
 Dis. / Ant. : 3m 2023 MCTD1209-3006 Ant. pol. : HORIZONTAL  
 Limit : FCC 15E AV  
 Env. / Ins. : 21.2°C/51.5% Engineer : nier  
 Test Mode : WIFI 5G 11n40 5310MHz TX Mode

No.	Freq. (MHz)	Ant. Factor (dB/m)	Cable Loss (dB)	Amp factor (dB)	Reading Level (dBuV)	Emission Level (dBuV/m)	Limits (dBuV/m)	Margin (dB)	Remark
1	5312.60	33.00	6.73	33.64	81.43	87.52	54.00	11.50	Average
2	5350.00	33.30	6.74	33.63	36.09	42.50	54.00	13.83	Average
3	5460.00	34.02	6.78	33.61	32.98	40.17	54.00	13.83	Average

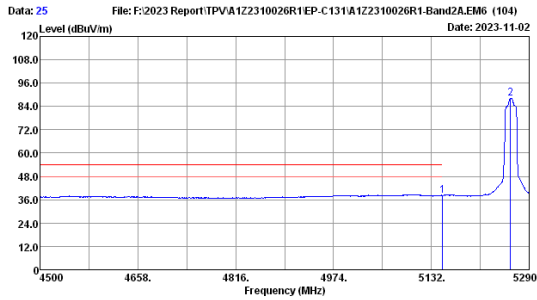
Remarks: 1. Emission Level= Antenna Factor + Cable Loss + Reading - Amp factor.  
 2. The emission levels that are 20dB below the official limit are not reported.



Site no. : 3m Chamber Data no. : 24  
 Dis. / Ant. : 3m 2023 MCTD1209-3006 Ant. pol. : VERTICAL  
 Limit : FCC 15E AV  
 Env. / Ins. : 21.2°C/51.5% Engineer : nier  
 Test Mode : WIFI 5G 11n40 5310MHz TX Mode

No.	Freq. (MHz)	Ant. Factor (dB/m)	Cable Loss (dB)	Amp factor (dB)	Reading Level (dBuV)	Emission Level (dBuV/m)	Limits (dBuV/m)	Margin (dB)	Remark
1	5311.20	32.99	6.72	33.64	78.33	84.40	54.00	12.61	Average
2	5350.00	33.30	6.74	33.63	34.98	41.39	54.00	13.89	Average
3	5460.00	34.02	6.78	33.61	32.92	40.11	54.00	13.89	Average

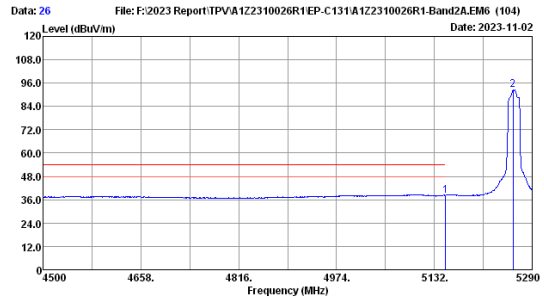
Remarks: 1. Emission Level= Antenna Factor + Cable Loss + Reading - Amp factor.  
 2. The emission levels that are 20dB below the official limit are not reported.



Date: 2023-11-02  
 File: F:\2023 Report\TPVA122310026R1-EP-C131A122310026R1-Band2A.EM6 (104)  
 Site no. : 3m Chamber Data no. : 25  
 Dis. / Ant. : 3m 2023 MCTD1209-3006 Ant. pol. : VERTICAL  
 Limit : FCC 15E AV  
 Env. / Ins. : 21.2°C/51.5% Engineer : nier  
 Test Mode : WIFI 5G 11ac20 5260MHz TX Mode

No.	Freq. (MHz)	Ant. Factor (dB/m)	Cable Loss (dB)	Amp factor (dB)	Emission Reading (dBuV)	Emission Level (dBuV/m)	Limits (dBuV/m)	Margin (dB)	Remark
1	5150.00	32.50	6.66	33.67	32.68	38.17	54.00	15.83	Average
2	5259.98	32.74	6.70	33.65	82.49	88.28	-----	-----	Average

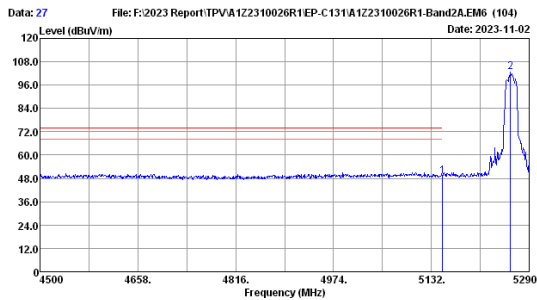
Remarks: 1. Emission Level= Antenna Factor + Cable Loss + Reading -Amp factor.  
 2. The emission levels that are 20dB below the official limit are not reported.



Date: 2023-11-02  
 File: F:\2023 Report\TPVA122310026R1-EP-C131A122310026R1-Band2A.EM6 (104)  
 Site no. : 3m Chamber Data no. : 26  
 Dis. / Ant. : 3m 2023 MCTD1209-3006 Ant. pol. : HORIZONTAL  
 Limit : FCC 15E AV  
 Env. / Ins. : 21.2°C/51.5% Engineer : nier  
 Test Mode : WIFI 5G 11ac20 5260MHz TX Mode

No.	Freq. (MHz)	Ant. Factor (dB/m)	Cable Loss (dB)	Amp factor (dB)	Emission Reading (dBuV)	Emission Level (dBuV/m)	Limits (dBuV/m)	Margin (dB)	Remark
1	5150.00	32.50	6.66	33.67	32.73	38.22	54.00	15.78	Average
2	5259.19	32.74	6.70	33.65	86.82	92.61	-----	-----	Average

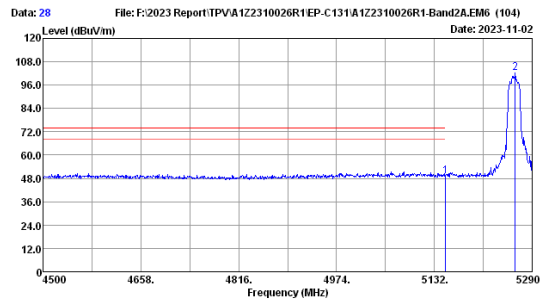
Remarks: 1. Emission Level= Antenna Factor + Cable Loss + Reading -Amp factor.  
 2. The emission levels that are 20dB below the official limit are not reported.



Date: 2023-11-02  
 File: F:\2023 Report\TPVA122310026R1-EP-C131A122310026R1-Band2A.EM6 (104)  
 Site no. : 3m Chamber Data no. : 27  
 Dis. / Ant. : 3m 2023 MCTD1209-3006 Ant. pol. : HORIZONTAL  
 Limit : FCC 15E PK U-NII-2A  
 Env. / Ins. : 21.2°C/51.5% Engineer : nier  
 Test Mode : WIFI 5G 11ac20 5260MHz TX Mode

No.	Freq. (MHz)	Ant. Factor (dB/m)	Cable Loss (dB)	Amp factor (dB)	Emission Reading (dBuV)	Emission Level (dBuV/m)	Limits (dBuV/m)	Margin (dB)	Remark
1	5150.00	32.50	6.66	33.67	43.57	49.06	74.00	24.94	Peak
2	5259.98	32.74	6.70	33.65	97.15	102.94	-----	-----	Peak

Remarks: 1. Emission Level= Antenna Factor + Cable Loss + Reading -Amp factor.  
 2. The emission levels that are 20dB below the official limit are not reported.

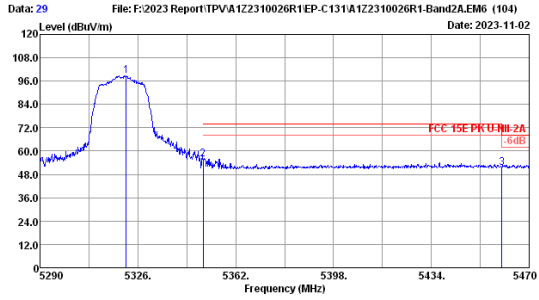


Date: 2023-11-02  
 File: F:\2023 Report\TPVA122310026R1-EP-C131A122310026R1-Band2A.EM6 (104)  
 Site no. : 3m Chamber Data no. : 28  
 Dis. / Ant. : 3m 2023 MCTD1209-3006 Ant. pol. : VERTICAL  
 Limit : FCC 15E PK U-NII-2A  
 Env. / Ins. : 21.2°C/51.5% Engineer : nier  
 Test Mode : WIFI 5G 11ac20 5260MHz TX Mode

No.	Freq. (MHz)	Ant. Factor (dB/m)	Cable Loss (dB)	Amp factor (dB)	Emission Reading (dBuV)	Emission Level (dBuV/m)	Limits (dBuV/m)	Margin (dB)	Remark
1	5150.00	32.50	6.66	33.67	43.86	49.35	74.00	24.65	Peak
2	5262.35	32.75	6.70	33.65	96.41	102.21	-----	-----	Peak

Remarks: 1. Emission Level= Antenna Factor + Cable Loss + Reading -Amp factor.  
 2. The emission levels that are 20dB below the official limit are not reported.



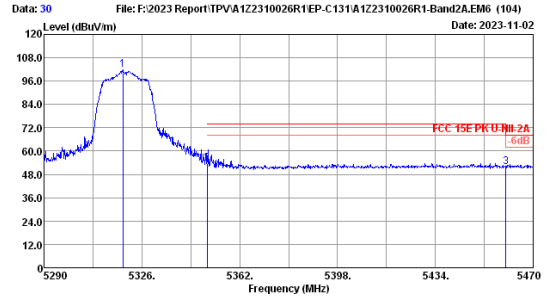


File: F:\2023 Report\TPVA122310026R1EP-C131A122310026R1-Band2A.EM6 (104) Date: 2023-11-02

Site no. : 3m Chamber Data no. : 29  
 Dis. / Ant. : 3m 2023 MCTD1209-3006 Ant. pol. : VERTICAL  
 Limit : FCC 15E PK U-NII-2A  
 Env. / Ins. : 21.2°C/51.5% Engineer : nier  
 Test Mode : WIFI 5G 11ac20 5320MHz TX Mode

No.	Freq. (MHz)	Ant. Factor (dB/m)	Cable Loss (dB)	Amp factor (dB)	Emission Reading (dBuV)	Emission Level (dBuV/m)	Limits (dBuV/m)	Margin (dB)	Remark
1	5321.68	33.07	6.73	33.64	92.57	98.73	74.00	18.19	Peak
2	5350.00	33.30	6.74	33.63	49.40	55.81	54.00	15.67	Peak
3	5460.00	34.02	6.78	33.61	44.34	51.53	54.00	16.67	Peak

Remarks: 1. Emission Level= Antenna Factor + Cable Loss + Reading -Amp factor.  
 2. The emission levels that are 20dB below the official limit are not reported.

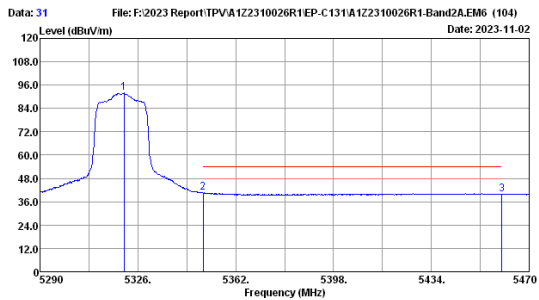


File: F:\2023 Report\TPVA122310026R1EP-C131A122310026R1-Band2A.EM6 (104) Date: 2023-11-02

Site no. : 3m Chamber Data no. : 30  
 Dis. / Ant. : 3m 2023 MCTD1209-3006 Ant. pol. : HORIZONTAL  
 Limit : FCC 15E PK U-NII-2A  
 Env. / Ins. : 21.2°C/51.5% Engineer : nier  
 Test Mode : WIFI 5G 11ac20 5320MHz TX Mode

No.	Freq. (MHz)	Ant. Factor (dB/m)	Cable Loss (dB)	Amp factor (dB)	Emission Reading (dBuV)	Emission Level (dBuV/m)	Limits (dBuV/m)	Margin (dB)	Remark
1	5318.98	33.05	6.73	33.64	95.52	101.66	74.00	20.41	Peak
2	5350.00	33.30	6.74	33.63	47.18	53.59	54.00	16.33	Peak
3	5460.00	34.02	6.78	33.61	44.58	51.87	54.00	16.33	Peak

Remarks: 1. Emission Level= Antenna Factor + Cable Loss + Reading -Amp factor.  
 2. The emission levels that are 20dB below the official limit are not reported.

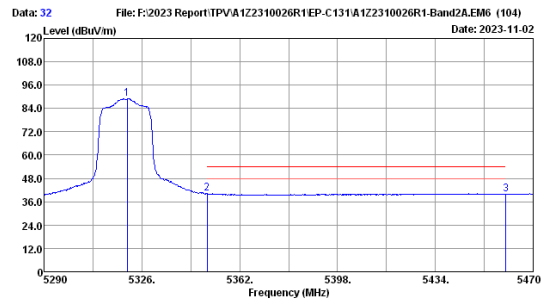


File: F:\2023 Report\TPVA122310026R1EP-C131A122310026R1-Band2A.EM6 (104) Date: 2023-11-02

Site no. : 3m Chamber Data no. : 31  
 Dis. / Ant. : 3m 2023 MCTD1209-3006 Ant. pol. : HORIZONTAL  
 Limit : FCC 15E AV  
 Env. / Ins. : 21.2°C/51.5% Engineer : nier  
 Test Mode : WIFI 5G 11ac20 5320MHz TX Mode

No.	Freq. (MHz)	Ant. Factor (dB/m)	Cable Loss (dB)	Amp factor (dB)	Emission Reading (dBuV)	Emission Level (dBuV/m)	Limits (dBuV/m)	Margin (dB)	Remark
1	5320.96	33.07	6.73	33.64	85.73	91.89	54.00	14.17	Average
2	5350.00	33.30	6.74	33.63	34.16	40.57	54.00	13.43	Average
3	5460.00	34.02	6.78	33.61	32.64	39.83	54.00	14.17	Average

Remarks: 1. Emission Level= Antenna Factor + Cable Loss + Reading -Amp factor.  
 2. The emission levels that are 20dB below the official limit are not reported.

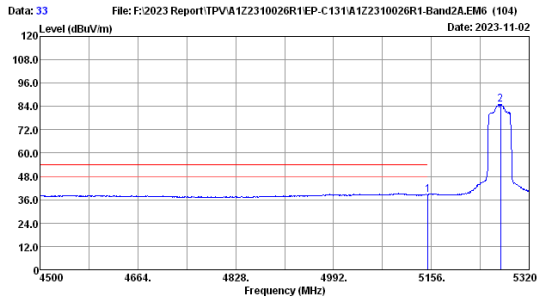


File: F:\2023 Report\TPVA122310026R1EP-C131A122310026R1-Band2A.EM6 (104) Date: 2023-11-02

Site no. : 3m Chamber Data no. : 32  
 Dis. / Ant. : 3m 2023 MCTD1209-3006 Ant. pol. : VERTICAL  
 Limit : FCC 15E AV  
 Env. / Ins. : 21.2°C/51.5% Engineer : nier  
 Test Mode : WIFI 5G 11ac20 5320MHz TX Mode

No.	Freq. (MHz)	Ant. Factor (dB/m)	Cable Loss (dB)	Amp factor (dB)	Emission Reading (dBuV)	Emission Level (dBuV/m)	Limits (dBuV/m)	Margin (dB)	Remark
1	5320.60	33.06	6.73	33.64	82.82	88.97	54.00	14.25	Average
2	5350.00	33.30	6.74	33.63	33.72	40.13	54.00	13.87	Average
3	5460.00	34.02	6.78	33.61	32.56	39.75	54.00	14.25	Average

Remarks: 1. Emission Level= Antenna Factor + Cable Loss + Reading -Amp factor.  
 2. The emission levels that are 20dB below the official limit are not reported.

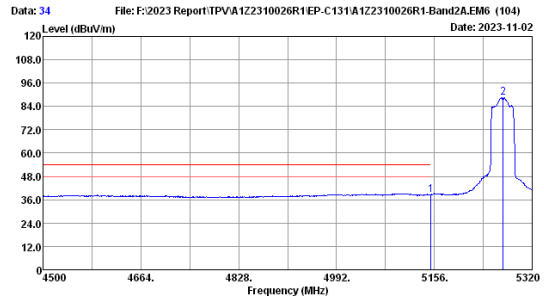


File: F:2023 Report\TPVA122310026R1EP-C131A122310026R1-Band2A.EM6 (104) Date: 2023-11-02

Site no. : 3m Chamber Data no. : 33  
 Dis. / Ant. : 3m 2023 MCTD1209-3006 Ant. pol. : VERTICAL  
 Limit : FCC 15E AV  
 Env. / Ins. : 21.2°C/51.5% Engineer : nier  
 Test Mode : WIFI 5G 11ac40 5270MHz TX Mode

No.	Freq. (MHz)	Ant. Factor (dB/m)	Cable Loss (dB)	Amp factor (dB)	Emission Reading (dBuV)	Emission Level (dBuV/m)	Limits (dBuV/m)	Margin (dB)	Remark
1	5150.00	32.50	6.66	33.67	33.16	38.65	54.00	15.35	Average
2	5272.44	32.79	6.71	33.64	79.34	85.20	-----	-----	Average

Remarks: 1. Emission Level= Antenna Factor + Cable Loss + Reading -Amp factor.  
 2. The emission levels that are 20dB below the official limit are not reported.

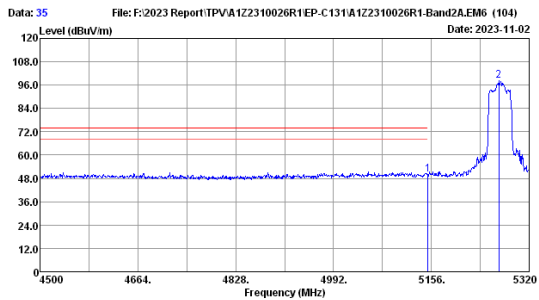


File: F:2023 Report\TPVA122310026R1EP-C131A122310026R1-Band2A.EM6 (104) Date: 2023-11-02

Site no. : 3m Chamber Data no. : 34  
 Dis. / Ant. : 3m 2023 MCTD1209-3006 Ant. pol. : HORIZONTAL  
 Limit : FCC 15E AV  
 Env. / Ins. : 21.2°C/51.5% Engineer : nier  
 Test Mode : WIFI 5G 11ac40 5270MHz TX Mode

No.	Freq. (MHz)	Ant. Factor (dB/m)	Cable Loss (dB)	Amp factor (dB)	Emission Reading (dBuV)	Emission Level (dBuV/m)	Limits (dBuV/m)	Margin (dB)	Remark
1	5150.00	32.50	6.66	33.67	33.17	38.66	54.00	15.34	Average
2	5271.62	32.79	6.71	33.64	82.73	88.59	-----	-----	Average

Remarks: 1. Emission Level= Antenna Factor + Cable Loss + Reading -Amp factor.  
 2. The emission levels that are 20dB below the official limit are not reported.

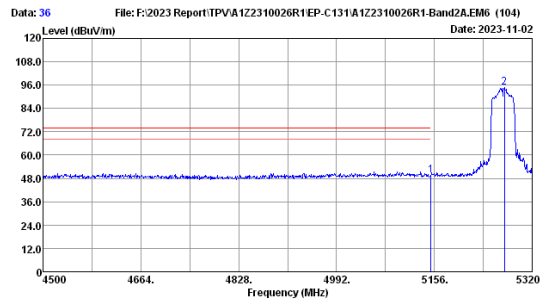


File: F:2023 Report\TPVA122310026R1EP-C131A122310026R1-Band2A.EM6 (104) Date: 2023-11-02

Site no. : 3m Chamber Data no. : 35  
 Dis. / Ant. : 3m 2023 MCTD1209-3006 Ant. pol. : HORIZONTAL  
 Limit : FCC 15E PK U-NII-2A  
 Env. / Ins. : 21.2°C/51.5% Engineer : nier  
 Test Mode : WIFI 5G 11ac40 5270MHz TX Mode

No.	Freq. (MHz)	Ant. Factor (dB/m)	Cable Loss (dB)	Amp factor (dB)	Emission Reading (dBuV)	Emission Level (dBuV/m)	Limits (dBuV/m)	Margin (dB)	Remark
1	5150.00	32.50	6.66	33.67	44.39	49.88	74.00	24.12	Peak
2	5269.16	32.78	6.71	33.65	92.40	98.24	-----	-----	Peak

Remarks: 1. Emission Level= Antenna Factor + Cable Loss + Reading -Amp factor.  
 2. The emission levels that are 20dB below the official limit are not reported.



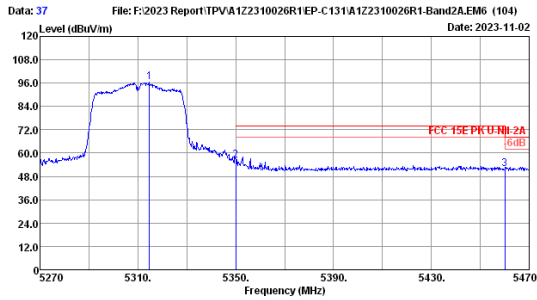
File: F:2023 Report\TPVA122310026R1EP-C131A122310026R1-Band2A.EM6 (104) Date: 2023-11-02

Site no. : 3m Chamber Data no. : 36  
 Dis. / Ant. : 3m 2023 MCTD1209-3006 Ant. pol. : VERTICAL  
 Limit : FCC 15E PK U-NII-2A  
 Env. / Ins. : 21.2°C/51.5% Engineer : nier  
 Test Mode : WIFI 5G 11ac40 5270MHz TX Mode

No.	Freq. (MHz)	Ant. Factor (dB/m)	Cable Loss (dB)	Amp factor (dB)	Emission Reading (dBuV)	Emission Level (dBuV/m)	Limits (dBuV/m)	Margin (dB)	Remark
1	5150.00	32.50	6.66	33.67	44.01	49.50	74.00	24.50	Peak
2	5273.26	32.79	6.71	33.64	88.72	94.58	-----	-----	Peak

Remarks: 1. Emission Level= Antenna Factor + Cable Loss + Reading -Amp factor.  
 2. The emission levels that are 20dB below the official limit are not reported.

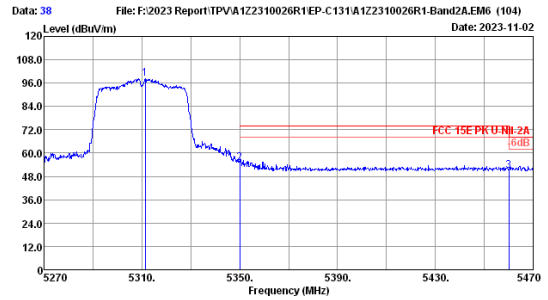
FCC ID: APYBSC0004



Site no. : 3m Chamber Data no. : 37  
 Dis. / Ant. : 3m 2023 MCTD1209-3006 Ant. pol. : VERTICAL  
 Limit : FCC 15E PK U-NII-2A  
 Env. / Ins. : 21.2°C/51.5% Engineer : nier  
 Test Mode : WIFI 5G 11ac40 5310MHz TX Mode

No.	Freq. (MHz)	Ant. Factor (dB/m)	Cable Loss (dB)	Amp factor (dB)	Reading Level (dBuV)	Emission Level (dBuV/m)	Limits (dBuV/m)	Margin (dB)	Remark
1	5314.80	33.02	6.73	33.64	90.27	96.38	74.00	17.86	Peak
2	5350.00	33.30	6.74	33.63	49.73	56.14	54.00	10.67	Peak
3	5460.00	34.02	6.78	33.61	44.71	51.90	54.00	16.30	Peak

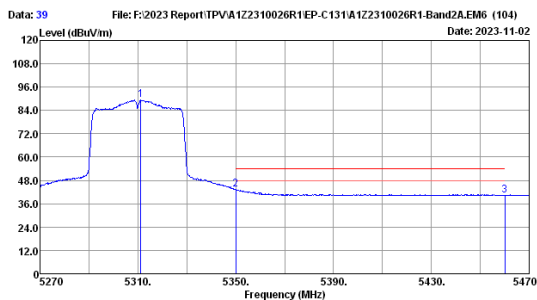
Remarks: 1. Emission Level= Antenna Factor + Cable Loss + Reading - Amp factor.  
 2. The emission levels that are 20dB below the official limit are not reported.



Site no. : 3m Chamber Data no. : 38  
 Dis. / Ant. : 3m 2023 MCTD1209-3006 Ant. pol. : HORIZONTAL  
 Limit : FCC 15E PK U-NII-2A  
 Env. / Ins. : 21.2°C/51.5% Engineer : nier  
 Test Mode : WIFI 5G 11ac40 5310MHz TX Mode

No.	Freq. (MHz)	Ant. Factor (dB/m)	Cable Loss (dB)	Amp factor (dB)	Reading Level (dBuV)	Emission Level (dBuV/m)	Limits (dBuV/m)	Margin (dB)	Remark
1	5311.40	32.99	6.72	33.64	92.31	98.38	74.00	19.06	Peak
2	5350.00	33.30	6.74	33.63	48.53	54.94	54.00	17.35	Peak
3	5460.00	34.02	6.78	33.61	43.66	50.65	54.00	17.35	Peak

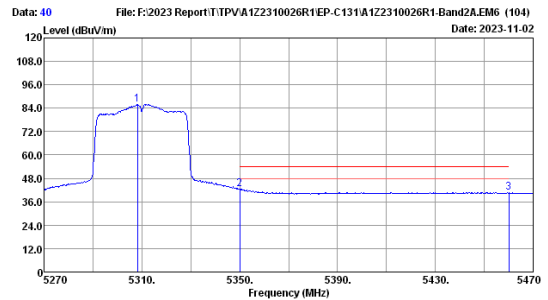
Remarks: 1. Emission Level= Antenna Factor + Cable Loss + Reading - Amp factor.  
 2. The emission levels that are 20dB below the official limit are not reported.



Site no. : 3m Chamber Data no. : 39  
 Dis. / Ant. : 3m 2023 MCTD1209-3006 Ant. pol. : HORIZONTAL  
 Limit : FCC 15E AV  
 Env. / Ins. : 21.2°C/51.5% Engineer : nier  
 Test Mode : WIFI 5G 11ac40 5310MHz TX Mode

No.	Freq. (MHz)	Ant. Factor (dB/m)	Cable Loss (dB)	Amp factor (dB)	Reading Level (dBuV)	Emission Level (dBuV/m)	Limits (dBuV/m)	Margin (dB)	Remark
1	5311.20	32.99	6.72	33.64	83.26	89.33	54.00	13.62	Average
2	5350.00	33.30	6.74	33.63	36.92	43.33	54.00	10.67	Average
3	5460.00	34.02	6.78	33.61	33.19	40.38	54.00	13.62	Average

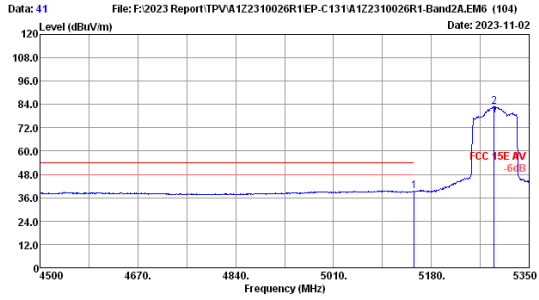
Remarks: 1. Emission Level= Antenna Factor + Cable Loss + Reading - Amp factor.  
 2. The emission levels that are 20dB below the official limit are not reported.



Site no. : 3m Chamber Data no. : 40  
 Dis. / Ant. : 3m 2023 MCTD1209-3006 Ant. pol. : VERTICAL  
 Limit : FCC 15E AV  
 Env. / Ins. : 21.2°C/51.5% Engineer : nier  
 Test Mode : WIFI 5G 11ac40 5310MHz TX Mode

No.	Freq. (MHz)	Ant. Factor (dB/m)	Cable Loss (dB)	Amp factor (dB)	Reading Level (dBuV)	Emission Level (dBuV/m)	Limits (dBuV/m)	Margin (dB)	Remark
1	5308.20	32.97	6.72	33.64	79.99	86.04	54.00	11.56	Average
2	5350.00	33.30	6.74	33.63	36.03	42.44	54.00	11.56	Average
3	5460.00	34.02	6.78	33.61	33.61	40.59	54.00	13.41	Average

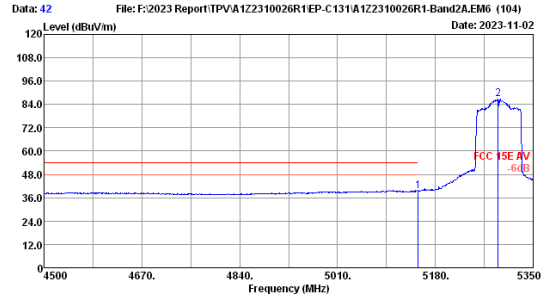
Remarks: 1. Emission Level= Antenna Factor + Cable Loss + Reading - Amp factor.  
 2. The emission levels that are 20dB below the official limit are not reported.



Site no. : 3m Chamber Data no. : 41  
 Dis. / Ant. : 3m 2023 MCTD1209-3006 Ant. pol. : VERTICAL  
 Limit : FCC 15E AV  
 Env. / Ins. : 21.2°C/51.5% Engineer : nier  
 Test Mode : WIFI 5G 11ac80 5290MHz TX Mode

No.	Freq. (MHz)	Ant. Factor (dB/m)	Cable Loss (dB)	Amp factor (dB)	Emission Reading (dBuV)	Emission Level (dBuV/m)	Limits (dBuV/m)	Margin (dB)	Remark
1	5150.00	32.50	6.66	33.67	33.74	39.23	54.00	14.77	Average
2	5288.80	32.86	6.72	33.64	77.00	82.94	-----	-----	Average

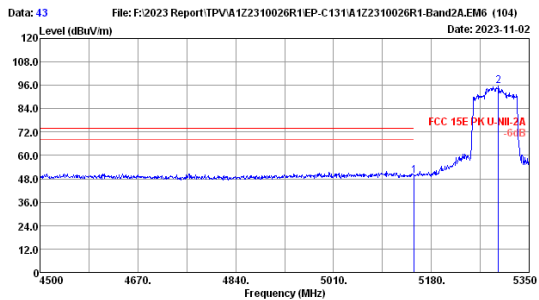
Remarks: 1. Emission Level= Antenna Factor + Cable Loss + Reading -Amp factor.  
 2. The emission levels that are 20dB below the official limit are not reported.



Site no. : 3m Chamber Data no. : 42  
 Dis. / Ant. : 3m 2023 MCTD1209-3006 Ant. pol. : HORIZONTAL  
 Limit : FCC 15E AV  
 Env. / Ins. : 21.2°C/51.5% Engineer : nier  
 Test Mode : WIFI 5G 11ac80 5290MHz TX Mode

No.	Freq. (MHz)	Ant. Factor (dB/m)	Cable Loss (dB)	Amp factor (dB)	Emission Reading (dBuV)	Emission Level (dBuV/m)	Limits (dBuV/m)	Margin (dB)	Remark
1	5150.00	32.50	6.66	33.67	33.84	39.33	54.00	14.67	Average
2	5288.80	32.86	6.72	33.64	80.86	86.80	-----	-----	Average

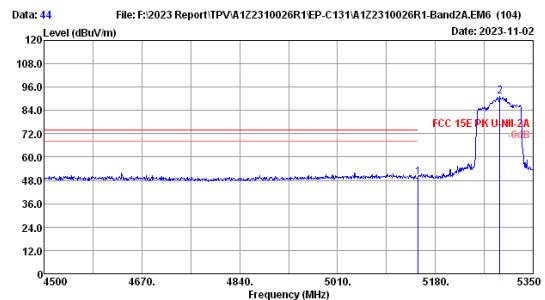
Remarks: 1. Emission Level= Antenna Factor + Cable Loss + Reading -Amp factor.  
 2. The emission levels that are 20dB below the official limit are not reported.



Site no. : 3m Chamber Data no. : 43  
 Dis. / Ant. : 3m 2023 MCTD1209-3006 Ant. pol. : HORIZONTAL  
 Limit : FCC 15E PK U-NII-2A  
 Env. / Ins. : 21.2°C/51.5% Engineer : nier  
 Test Mode : WIFI 5G 11ac80 5290MHz TX Mode

No.	Freq. (MHz)	Ant. Factor (dB/m)	Cable Loss (dB)	Amp factor (dB)	Emission Reading (dBuV)	Emission Level (dBuV/m)	Limits (dBuV/m)	Margin (dB)	Remark
1	5150.00	32.50	6.66	33.67	44.23	49.72	74.00	24.28	Peak
2	5296.45	32.89	6.72	33.64	89.55	95.52	-----	-----	Peak

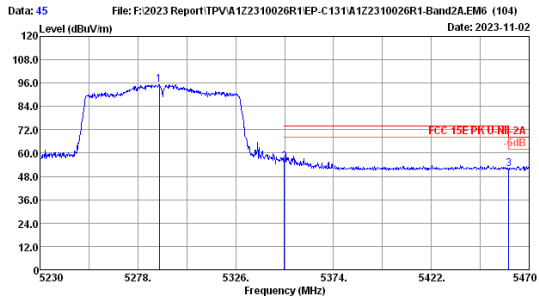
Remarks: 1. Emission Level= Antenna Factor + Cable Loss + Reading -Amp factor.  
 2. The emission levels that are 20dB below the official limit are not reported.



Site no. : 3m Chamber Data no. : 44  
 Dis. / Ant. : 3m 2023 MCTD1209-3006 Ant. pol. : VERTICAL  
 Limit : FCC 15E PK U-NII-2A  
 Env. / Ins. : 21.2°C/51.5% Engineer : nier  
 Test Mode : WIFI 5G 11ac80 5290MHz TX Mode

No.	Freq. (MHz)	Ant. Factor (dB/m)	Cable Loss (dB)	Amp factor (dB)	Emission Reading (dBuV)	Emission Level (dBuV/m)	Limits (dBuV/m)	Margin (dB)	Remark
1	5150.00	32.50	6.66	33.67	44.05	49.54	74.00	24.46	Peak
2	5292.20	32.87	6.72	33.64	85.05	91.00	-----	-----	Peak

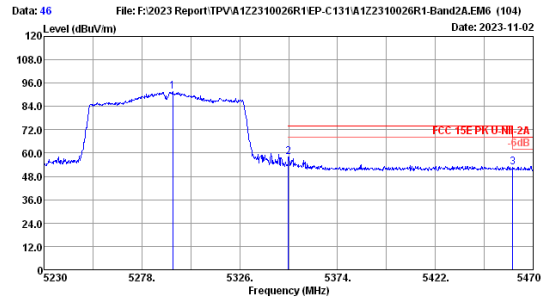
Remarks: 1. Emission Level= Antenna Factor + Cable Loss + Reading -Amp factor.  
 2. The emission levels that are 20dB below the official limit are not reported.



Date: 2023-11-02  
 File: F:\2023 Report\TPVA122310026R1-EP-C131A122310026R1-Band2A.EM6 (104)  
 Site no. : 3m Chamber Data no. : 45  
 Dis. / Ant. : 3m 2023 MCTD1209-3006 Ant. pol. : HORIZONTAL  
 Limit : FCC 15E PK U-NII-2A  
 Env. / Ins. : 21.2°C/51.5% Engineer : nier  
 Test Mode : WIFI 5G 11ac80 5290MHz TX Mode

No.	Freq. (MHz)	Ant. Factor (dB/m)	Cable Loss (dB)	Amp factor (dB)	Reading Level (dBuV)	Emission Level (dBuV/m)	Limits (dBuV/m)	Margin (dB)	Remark
1	5288.56	32.85	6.72	33.64	89.44	95.37	74.00	19.82	Peak
2	5350.00	33.30	6.74	33.63	48.77	55.19	74.00	16.03	Peak
3	5460.00	34.02	6.78	33.61	44.67	51.86	74.00	15.69	Peak

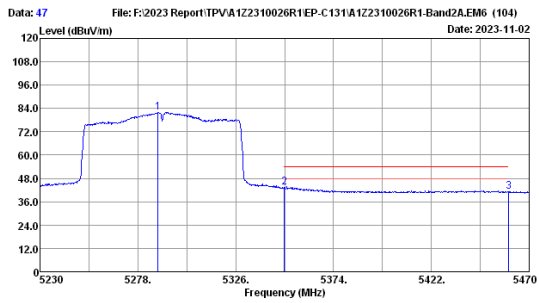
Remarks: 1. Emission Level= Antenna Factor + Cable Loss + Reading -Amp factor.  
 2. The emission levels that are 20dB below the official limit are not reported.



Date: 2023-11-02  
 File: F:\2023 Report\TPVA122310026R1-EP-C131A122310026R1-Band2A.EM6 (104)  
 Site no. : 3m Chamber Data no. : 46  
 Dis. / Ant. : 3m 2023 MCTD1209-3006 Ant. pol. : VERTICAL  
 Limit : FCC 15E PK U-NII-2A  
 Env. / Ins. : 21.2°C/51.5% Engineer : nier  
 Test Mode : WIFI 5G 11ac80 5290MHz TX Mode

No.	Freq. (MHz)	Ant. Factor (dB/m)	Cable Loss (dB)	Amp factor (dB)	Reading Level (dBuV)	Emission Level (dBuV/m)	Limits (dBuV/m)	Margin (dB)	Remark
1	5293.12	32.87	6.72	33.64	85.61	91.56	74.00	16.03	Peak
2	5350.00	33.30	6.74	33.63	51.56	57.97	74.00	16.03	Peak
3	5460.00	34.02	6.78	33.61	45.32	52.51	74.00	15.69	Peak

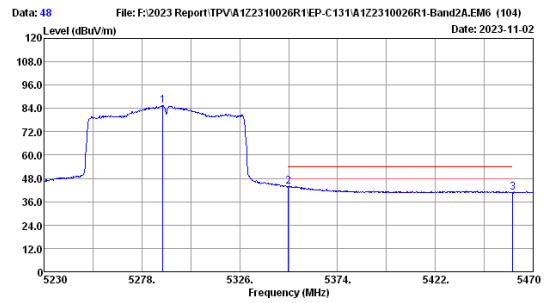
Remarks: 1. Emission Level= Antenna Factor + Cable Loss + Reading -Amp factor.  
 2. The emission levels that are 20dB below the official limit are not reported.



Date: 2023-11-02  
 File: F:\2023 Report\TPVA122310026R1-EP-C131A122310026R1-Band2A.EM6 (104)  
 Site no. : 3m Chamber Data no. : 47  
 Dis. / Ant. : 3m 2023 MCTD1209-3006 Ant. pol. : VERTICAL  
 Limit : FCC 15E AV  
 Env. / Ins. : 21.2°C/51.5% Engineer : nier  
 Test Mode : WIFI 5G 11ac80 5290MHz TX Mode

No.	Freq. (MHz)	Ant. Factor (dB/m)	Cable Loss (dB)	Amp factor (dB)	Reading Level (dBuV)	Emission Level (dBuV/m)	Limits (dBuV/m)	Margin (dB)	Remark
1	5287.84	32.85	6.72	33.64	76.11	82.04	74.00	10.45	Average
2	5350.00	33.30	6.74	33.63	37.14	43.55	74.00	12.96	Average
3	5460.00	34.02	6.78	33.61	33.85	41.04	74.00	12.96	Average

Remarks: 1. Emission Level= Antenna Factor + Cable Loss + Reading -Amp factor.  
 2. The emission levels that are 20dB below the official limit are not reported.

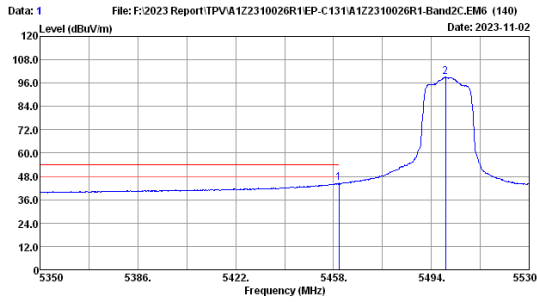


Date: 2023-11-02  
 File: F:\2023 Report\TPVA122310026R1-EP-C131A122310026R1-Band2A.EM6 (104)  
 Site no. : 3m Chamber Data no. : 48  
 Dis. / Ant. : 3m 2023 MCTD1209-3006 Ant. pol. : HORIZONTAL  
 Limit : FCC 15E AV  
 Env. / Ins. : 21.2°C/51.5% Engineer : nier  
 Test Mode : WIFI 5G 11ac80 5290MHz TX Mode

No.	Freq. (MHz)	Ant. Factor (dB/m)	Cable Loss (dB)	Amp factor (dB)	Reading Level (dBuV)	Emission Level (dBuV/m)	Limits (dBuV/m)	Margin (dB)	Remark
1	5288.32	32.85	6.72	33.64	79.63	85.56	74.00	10.10	Average
2	5350.00	33.30	6.74	33.63	37.49	43.90	74.00	13.16	Average
3	5460.00	34.02	6.78	33.61	33.65	40.84	74.00	13.16	Average

Remarks: 1. Emission Level= Antenna Factor + Cable Loss + Reading -Amp factor.  
 2. The emission levels that are 20dB below the official limit are not reported.

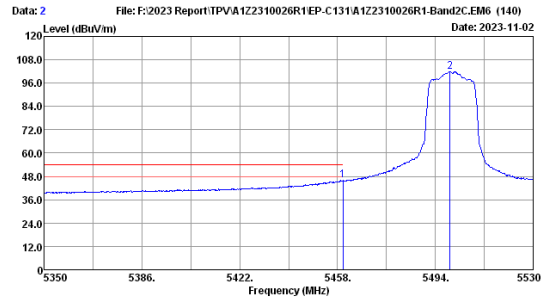
U-NII-2C Band:



Site no. : 3m Chamber Data no. : 1  
Dis. / Ant. : 3m 2023 MCTD1209-3006 Ant. pol. : HORIZONTAL  
Limit : FCC 15E AV  
Env. / Ins. : 21.2°C/51.5% Engineer : nier  
Test Mode : WIFI 5G 11a 5500MHz TX Mode

No.	Freq. (MHz)	Ant. Factor (dB/m)	Cable Loss (dB)	Amp factor (dB)	Reading Level (dBuV)	Emission Level (dBuV/m)	Limits (dBuV/m)	Margin (dB)	Remark
1	5460.00	34.02	6.78	33.61	37.38	44.57	54.00	9.43	Average
2	5499.22	33.71	6.80	33.60	92.18	99.09	-----	-----	Average

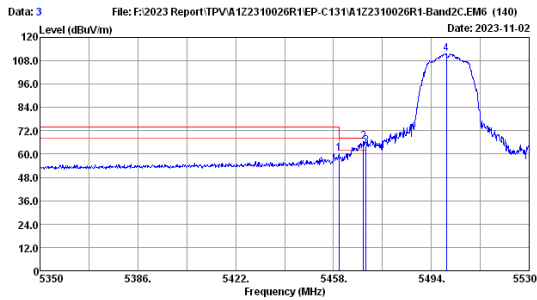
Remarks: 1. Emission Level= Antenna Factor + Cable Loss + Reading -Amp factor.  
2. The emission levels that are 20dB below the official limit are not reported.



Site no. : 3m Chamber Data no. : 2  
Dis. / Ant. : 3m 2023 MCTD1209-3006 Ant. pol. : VERTICAL  
Limit : FCC 15E AV  
Env. / Ins. : 21.2°C/51.5% Engineer : nier  
Test Mode : WIFI 5G 11a 5500MHz TX Mode

No.	Freq. (MHz)	Ant. Factor (dB/m)	Cable Loss (dB)	Amp factor (dB)	Reading Level (dBuV)	Emission Level (dBuV/m)	Limits (dBuV/m)	Margin (dB)	Remark
1	5460.00	34.02	6.78	33.61	38.67	45.86	54.00	8.14	Average
2	5499.40	33.70	6.80	33.60	95.10	102.00	-----	-----	Average

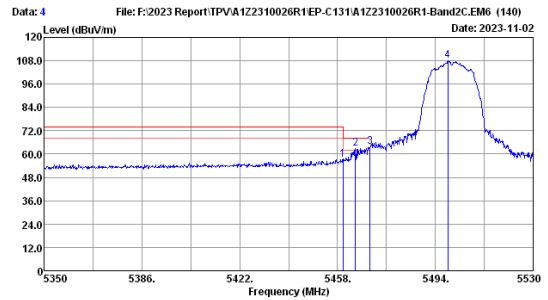
Remarks: 1. Emission Level= Antenna Factor + Cable Loss + Reading -Amp factor.  
2. The emission levels that are 20dB below the official limit are not reported.



Site no. : 3m Chamber Data no. : 3  
Dis. / Ant. : 3m 2023 MCTD1209-3006 Ant. pol. : VERTICAL  
Limit : FCC 15E PK U-NII-2C  
Env. / Ins. : 21.2°C/51.5% Engineer : nier  
Test Mode : WIFI 5G 11a 5500MHz TX Mode

No.	Freq. (MHz)	Ant. Factor (dB/m)	Cable Loss (dB)	Amp factor (dB)	Reading Level (dBuV)	Emission Level (dBuV/m)	Limits (dBuV/m)	Margin (dB)	Remark
1	5460.00	34.02	6.78	33.61	53.14	60.33	68.20	7.87	Peak
2	5468.98	33.95	6.79	33.61	59.47	66.60	68.20	1.60	Peak
3	5470.00	33.94	6.79	33.61	57.20	64.32	68.20	3.88	Peak
4	5499.58	33.70	6.80	33.60	104.84	111.74	-----	-----	Peak

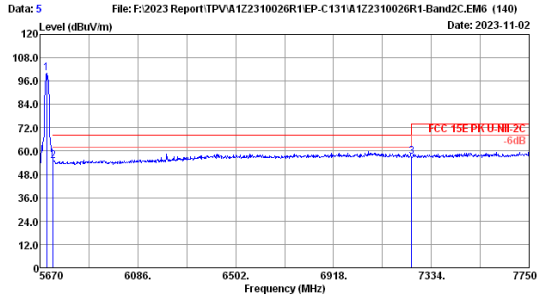
Remarks: 1. Emission Level= Antenna Factor + Cable Loss + Reading -Amp factor.  
2. The emission levels that are 20dB below the official limit are not reported.



Site no. : 3m Chamber Data no. : 4  
Dis. / Ant. : 3m 2023 MCTD1209-3006 Ant. pol. : HORIZONTAL  
Limit : FCC 15E PK U-NII-2C  
Env. / Ins. : 21.2°C/51.5% Engineer : nier  
Test Mode : WIFI 5G 11a 5500MHz TX Mode

No.	Freq. (MHz)	Ant. Factor (dB/m)	Cable Loss (dB)	Amp factor (dB)	Reading Level (dBuV)	Emission Level (dBuV/m)	Limits (dBuV/m)	Margin (dB)	Remark
1	5460.00	34.02	6.78	33.61	49.72	56.91	68.20	11.29	Peak
2	5464.66	33.98	6.79	33.61	55.69	62.85	68.20	5.35	Peak
3	5470.00	33.94	6.79	33.61	56.80	63.92	68.20	4.28	Peak
4	5498.68	33.71	6.80	33.60	100.94	107.85	-----	-----	Peak

Remarks: 1. Emission Level= Antenna Factor + Cable Loss + Reading -Amp factor.  
2. The emission levels that are 20dB below the official limit are not reported.

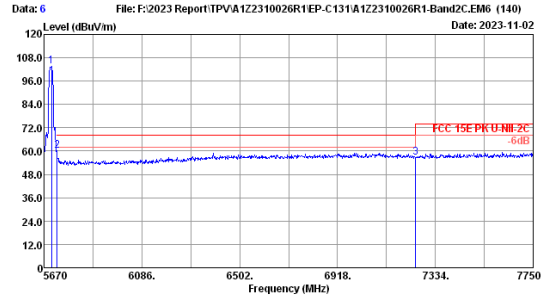


File: F:\2023 Report\TPVA122310026R1-EP-C131A122310026R1-Band2C-EM6 (140)  
 Date: 2023-11-02

Site no. : 3m Chamber Data no. : 5  
 Dis. / Ant. : 3m 2023 MCTD1209-3006 Ant. pol. : HORIZONTAL  
 Limit : FCC 15E PK U-NII-2C  
 Env. / Ins. : 21.2°C/51.5% Engineer : nier  
 Test Mode : WIFI 5G 11a 5700MHz TX Mode

No.	Freq. (MHz)	Ant. Factor (dB/m)	Cable Loss (dB)	Amp factor (dB)	Reading (dBuV)	Emission Level (dBuV/m)	Limits (dBuV/m)	Margin (dB)	Remark
1	5699.12	33.40	6.88	33.56	93.26	99.98	72.00	27.98	Peak
2	5725.00	33.50	6.89	33.56	48.17	55.00	68.20	13.20	Peak
3	7250.00	36.70	7.47	33.88	46.78	57.07	68.20	11.13	Peak

Remarks: 1. Emission Level= Antenna Factor + Cable Loss + Reading -Amp factor.  
 2. The emission levels that are 20dB below the official limit are not reported.

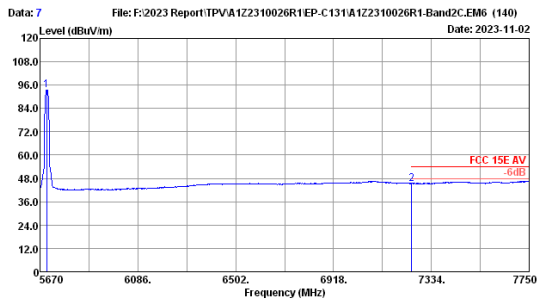


File: F:\2023 Report\TPVA122310026R1-EP-C131A122310026R1-Band2C-EM6 (140)  
 Date: 2023-11-02

Site no. : 3m Chamber Data no. : 6  
 Dis. / Ant. : 3m 2023 MCTD1209-3006 Ant. pol. : VERTICAL  
 Limit : FCC 15E PK U-NII-2C  
 Env. / Ins. : 21.2°C/51.5% Engineer : nier  
 Test Mode : WIFI 5G 11a 5700MHz TX Mode

No.	Freq. (MHz)	Ant. Factor (dB/m)	Cable Loss (dB)	Amp factor (dB)	Reading (dBuV)	Emission Level (dBuV/m)	Limits (dBuV/m)	Margin (dB)	Remark
1	5701.20	33.40	6.88	33.56	96.87	103.59	72.00	31.59	Peak
2	5725.00	33.50	6.89	33.56	53.33	60.16	68.20	8.04	Peak
3	7250.00	36.70	7.47	33.88	46.50	56.89	68.20	11.31	Peak

Remarks: 1. Emission Level= Antenna Factor + Cable Loss + Reading -Amp factor.  
 2. The emission levels that are 20dB below the official limit are not reported.

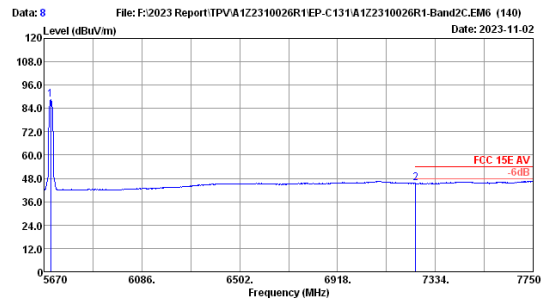


File: F:\2023 Report\TPVA122310026R1-EP-C131A122310026R1-Band2C-EM6 (140)  
 Date: 2023-11-02

Site no. : 3m Chamber Data no. : 7  
 Dis. / Ant. : 3m 2023 MCTD1209-3006 Ant. pol. : VERTICAL  
 Limit : FCC 15E AV  
 Env. / Ins. : 21.2°C/51.5% Engineer : nier  
 Test Mode : WIFI 5G 11a 5700MHz TX Mode

No.	Freq. (MHz)	Ant. Factor (dB/m)	Cable Loss (dB)	Amp factor (dB)	Reading (dBuV)	Emission Level (dBuV/m)	Limits (dBuV/m)	Margin (dB)	Remark
1	5699.12	33.40	6.88	33.56	86.79	93.51	48.00	45.51	Average
2	7250.00	36.70	7.47	33.88	35.08	45.37	54.00	8.63	Average

Remarks: 1. Emission Level= Antenna Factor + Cable Loss + Reading -Amp factor.  
 2. The emission levels that are 20dB below the official limit are not reported.

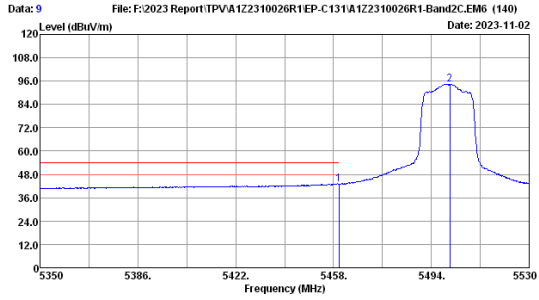


File: F:\2023 Report\TPVA122310026R1-EP-C131A122310026R1-Band2C-EM6 (140)  
 Date: 2023-11-02

Site no. : 3m Chamber Data no. : 8  
 Dis. / Ant. : 3m 2023 MCTD1209-3006 Ant. pol. : HORIZONTAL  
 Limit : FCC 15E AV  
 Env. / Ins. : 21.2°C/51.5% Engineer : nier  
 Test Mode : WIFI 5G 11a 5700MHz TX Mode

No.	Freq. (MHz)	Ant. Factor (dB/m)	Cable Loss (dB)	Amp factor (dB)	Reading (dBuV)	Emission Level (dBuV/m)	Limits (dBuV/m)	Margin (dB)	Remark
1	5699.12	33.40	6.88	33.56	81.67	88.39	48.00	40.39	Average
2	7250.00	36.70	7.47	33.88	35.12	45.41	54.00	8.59	Average

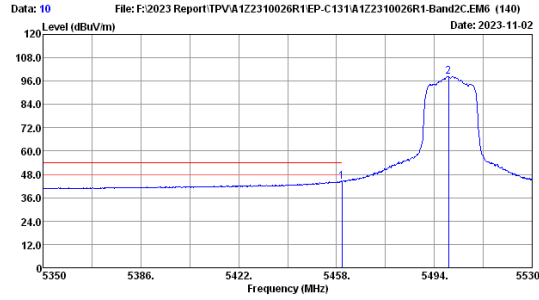
Remarks: 1. Emission Level= Antenna Factor + Cable Loss + Reading -Amp factor.  
 2. The emission levels that are 20dB below the official limit are not reported.



Site no. : 3m Chamber Data no. : 9  
 Dis. / Ant. : 3m 2023 MCTD1209-3006 Ant. pol. : HORIZONTAL  
 Limit : FCC 15E AV  
 Env. / Ins. : 21.2°C/51.5% Engineer : nier  
 Test Mode : WIFI 5G 11n20 5500MHz TX Mode

No.	Freq. (MHz)	Ant. Factor (dB/m)	Cable Loss (dB)	Amp factor (dB)	Emission Reading (dBuV)	Emission Level (dBuV/m)	Limits (dBuV/m)	Margin (dB)	Remark
1	5460.00	34.02	6.78	33.61	35.75	42.94	54.00	11.06	Average
2	5500.84	33.69	6.80	33.60	87.62	94.51	-----	-----	Average

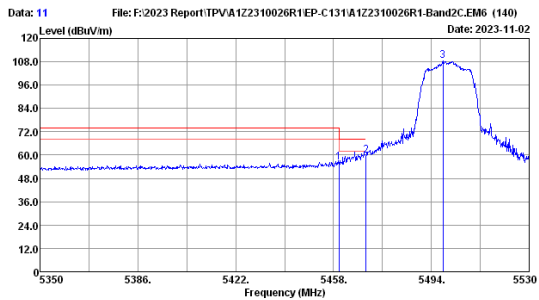
Remarks: 1. Emission Level= Antenna Factor + Cable Loss + Reading -Amp factor.  
 2. The emission levels that are 20dB below the official limit are not reported.



Site no. : 3m Chamber Data no. : 10  
 Dis. / Ant. : 3m 2023 MCTD1209-3006 Ant. pol. : VERTICAL  
 Limit : FCC 15E AV  
 Env. / Ins. : 21.2°C/51.5% Engineer : nier  
 Test Mode : WIFI 5G 11n20 5500MHz TX Mode

No.	Freq. (MHz)	Ant. Factor (dB/m)	Cable Loss (dB)	Amp factor (dB)	Emission Reading (dBuV)	Emission Level (dBuV/m)	Limits (dBuV/m)	Margin (dB)	Remark
1	5460.00	34.02	6.78	33.61	37.14	44.33	54.00	9.67	Average
2	5499.22	33.71	6.80	33.60	91.57	98.48	-----	-----	Average

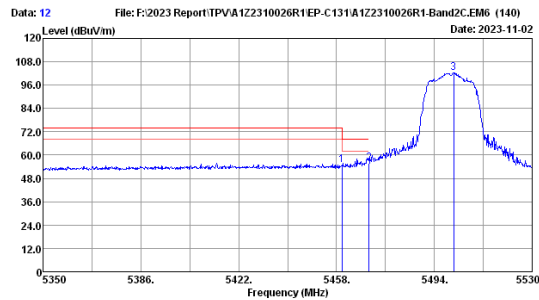
Remarks: 1. Emission Level= Antenna Factor + Cable Loss + Reading -Amp factor.  
 2. The emission levels that are 20dB below the official limit are not reported.



Site no. : 3m Chamber Data no. : 11  
 Dis. / Ant. : 3m 2023 MCTD1209-3006 Ant. pol. : VERTICAL  
 Limit : FCC 15E PK U-NII-2C  
 Env. / Ins. : 21.2°C/51.5% Engineer : nier  
 Test Mode : WIFI 5G 11n20 5500MHz TX Mode

No.	Freq. (MHz)	Ant. Factor (dB/m)	Cable Loss (dB)	Amp factor (dB)	Emission Reading (dBuV)	Emission Level (dBuV/m)	Limits (dBuV/m)	Margin (dB)	Remark
1	5460.00	34.02	6.78	33.61	48.93	56.12	68.20	12.08	Peak
2	5470.00	33.94	6.79	33.61	52.86	59.98	68.20	8.22	Peak
3	5498.32	33.71	6.80	33.60	101.60	108.51	-----	-----	Peak

Remarks: 1. Emission Level= Antenna Factor + Cable Loss + Reading -Amp factor.  
 2. The emission levels that are 20dB below the official limit are not reported.

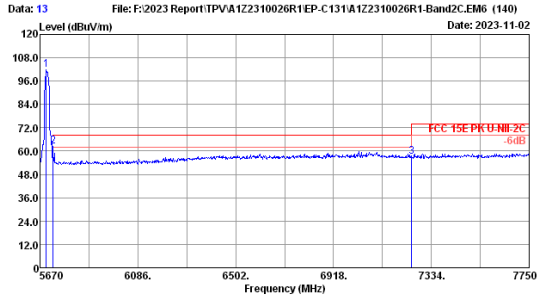


Site no. : 3m Chamber Data no. : 12  
 Dis. / Ant. : 3m 2023 MCTD1209-3006 Ant. pol. : HORIZONTAL  
 Limit : FCC 15E PK U-NII-2C  
 Env. / Ins. : 21.2°C/51.5% Engineer : nier  
 Test Mode : WIFI 5G 11n20 5500MHz TX Mode

No.	Freq. (MHz)	Ant. Factor (dB/m)	Cable Loss (dB)	Amp factor (dB)	Emission Reading (dBuV)	Emission Level (dBuV/m)	Limits (dBuV/m)	Margin (dB)	Remark
1	5460.00	34.02	6.78	33.61	47.59	54.78	68.20	13.42	Peak
2	5470.00	33.94	6.79	33.61	48.88	56.00	68.20	12.20	Peak
3	5501.20	33.69	6.80	33.60	95.53	102.42	-----	-----	Peak

Remarks: 1. Emission Level= Antenna Factor + Cable Loss + Reading -Amp factor.  
 2. The emission levels that are 20dB below the official limit are not reported.

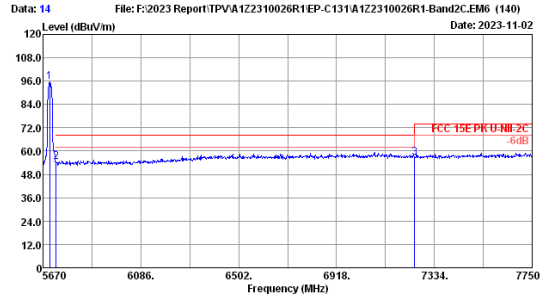




Site no. : 3m Chamber Data no. : 13  
 Dis. / Ant. : 3m 2023 MCTD1209-3006 Ant. pol. : VERTICAL  
 Limit : FCC 15E PK U-NII-2C  
 Env. / Ins. : 21.2°C/51.5% Engineer : nier  
 Test Mode : WIFI 5G 11n20 5700MHz TX Mode

No.	Freq. (MHz)	Ant. Factor (dB/m)	Cable Loss (dB)	Amp factor (dB)	Reading (dBuV)	Emission Level (dBuV/m)	Limits (dBuV/m)	Margin (dB)	Remark
1	5697.04	33.39	6.88	33.56	95.12	101.83	72.0	5.56	Peak
2	5725.00	33.50	6.89	33.56	55.81	62.54	68.20	5.56	Peak
3	7250.00	36.70	7.47	33.88	46.91	57.20	68.20	11.00	Peak

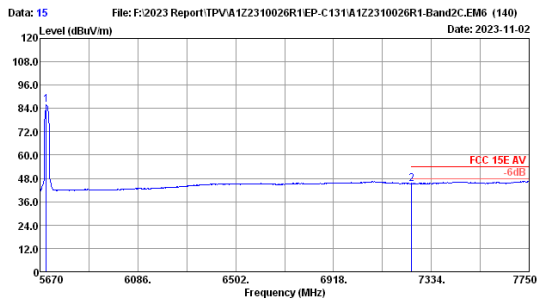
Remarks: 1. Emission Level= Antenna Factor + Cable Loss + Reading -Amp factor.  
 2. The emission levels that are 20dB below the official limit are not reported.



Site no. : 3m Chamber Data no. : 14  
 Dis. / Ant. : 3m 2023 MCTD1209-3006 Ant. pol. : HORIZONTAL  
 Limit : FCC 15E PK U-NII-2C  
 Env. / Ins. : 21.2°C/51.5% Engineer : nier  
 Test Mode : WIFI 5G 11n20 5700MHz TX Mode

No.	Freq. (MHz)	Ant. Factor (dB/m)	Cable Loss (dB)	Amp factor (dB)	Reading (dBuV)	Emission Level (dBuV/m)	Limits (dBuV/m)	Margin (dB)	Remark
1	5699.12	33.40	6.88	33.56	88.97	95.69	72.0	13.58	Peak
2	5725.00	33.50	6.89	33.56	47.79	54.62	68.20	11.31	Peak
3	7250.00	36.70	7.47	33.88	46.50	56.89	68.20	11.31	Peak

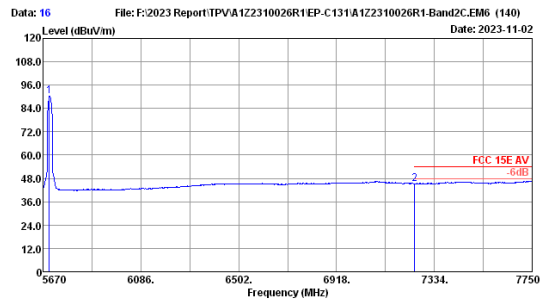
Remarks: 1. Emission Level= Antenna Factor + Cable Loss + Reading -Amp factor.  
 2. The emission levels that are 20dB below the official limit are not reported.



Site no. : 3m Chamber Data no. : 15  
 Dis. / Ant. : 3m 2023 MCTD1209-3006 Ant. pol. : HORIZONTAL  
 Limit : FCC 15E AV  
 Env. / Ins. : 21.2°C/51.5% Engineer : nier  
 Test Mode : WIFI 5G 11n20 5700MHz TX Mode

No.	Freq. (MHz)	Ant. Factor (dB/m)	Cable Loss (dB)	Amp factor (dB)	Reading (dBuV)	Emission Level (dBuV/m)	Limits (dBuV/m)	Margin (dB)	Remark
1	5697.04	33.39	6.88	33.56	79.07	85.78	54.00	8.71	Average
2	7250.00	36.70	7.47	33.88	35.00	45.29	54.00	8.71	Average

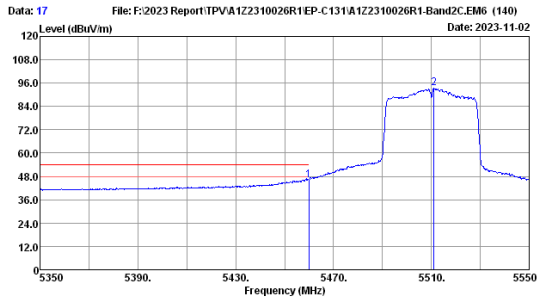
Remarks: 1. Emission Level= Antenna Factor + Cable Loss + Reading -Amp factor.  
 2. The emission levels that are 20dB below the official limit are not reported.



Site no. : 3m Chamber Data no. : 16  
 Dis. / Ant. : 3m 2023 MCTD1209-3006 Ant. pol. : VERTICAL  
 Limit : FCC 15E AV  
 Env. / Ins. : 21.2°C/51.5% Engineer : nier  
 Test Mode : WIFI 5G 11n20 5700MHz TX Mode

No.	Freq. (MHz)	Ant. Factor (dB/m)	Cable Loss (dB)	Amp factor (dB)	Reading (dBuV)	Emission Level (dBuV/m)	Limits (dBuV/m)	Margin (dB)	Remark
1	5697.04	33.39	6.88	33.56	83.52	90.23	54.00	8.66	Average
2	7250.00	36.70	7.47	33.88	35.05	45.34	54.00	8.66	Average

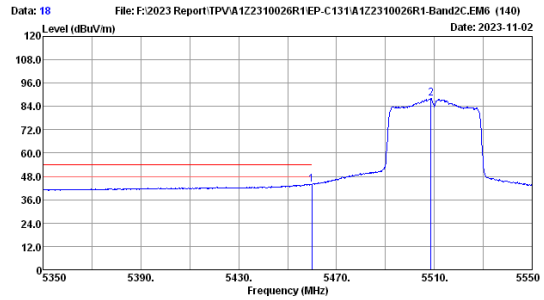
Remarks: 1. Emission Level= Antenna Factor + Cable Loss + Reading -Amp factor.  
 2. The emission levels that are 20dB below the official limit are not reported.



Date: 2023-11-02  
 File: F:2023 Report\TPVA122310026R1-EP-C131A122310026R1-Band2C-EM6 (140)  
 Site no. : 3m Chamber Data no. : 17  
 Dis. / Ant. : 3m 2023 MCTD1209-3006 Ant. pol. : VERTICAL  
 Limit : FCC 15E AV  
 Env. / Ins. : 21.2°C/51.5% Engineer : nier  
 Test Mode : WIFI 5G 11n40 5510MHz TX Mode

No.	Freq. (MHz)	Ant. Factor (dB/m)	Cable Loss (dB)	Amp factor (dB)	Emission Reading (dBuV)	Emission Level (dBuV/m)	Limits (dBuV/m)	Margin (dB)	Remark
1	5460.00	34.02	6.78	33.61	38.96	46.15	54.00	7.85	Average
2	5511.00	33.63	6.80	33.60	86.40	93.23	-----	-----	Average

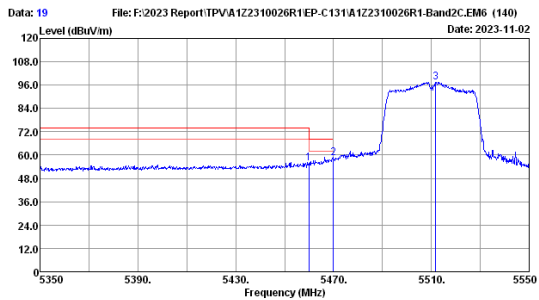
Remarks: 1. Emission Level= Antenna Factor + Cable Loss + Reading -Amp factor.  
 2. The emission levels that are 20dB below the official limit are not reported.



Date: 2023-11-02  
 File: F:2023 Report\TPVA122310026R1-EP-C131A122310026R1-Band2C-EM6 (140)  
 Site no. : 3m Chamber Data no. : 18  
 Dis. / Ant. : 3m 2023 MCTD1209-3006 Ant. pol. : HORIZONTAL  
 Limit : FCC 15E AV  
 Env. / Ins. : 21.2°C/51.5% Engineer : nier  
 Test Mode : WIFI 5G 11n40 5510MHz TX Mode

No.	Freq. (MHz)	Ant. Factor (dB/m)	Cable Loss (dB)	Amp factor (dB)	Emission Reading (dBuV)	Emission Level (dBuV/m)	Limits (dBuV/m)	Margin (dB)	Remark
1	5460.00	34.02	6.78	33.61	36.85	44.04	54.00	9.96	Average
2	5508.60	33.65	6.80	33.60	81.41	88.26	-----	-----	Average

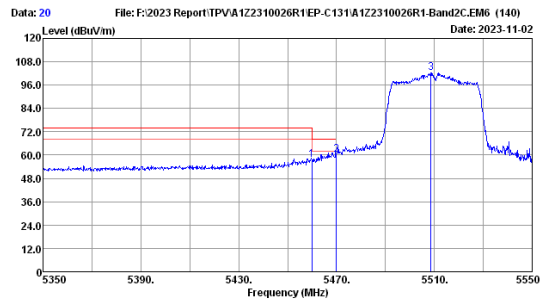
Remarks: 1. Emission Level= Antenna Factor + Cable Loss + Reading -Amp factor.  
 2. The emission levels that are 20dB below the official limit are not reported.



Date: 2023-11-02  
 File: F:2023 Report\TPVA122310026R1-EP-C131A122310026R1-Band2C-EM6 (140)  
 Site no. : 3m Chamber Data no. : 19  
 Dis. / Ant. : 3m 2023 MCTD1209-3006 Ant. pol. : HORIZONTAL  
 Limit : FCC 15E PK U-NII-2C  
 Env. / Ins. : 21.2°C/51.5% Engineer : nier  
 Test Mode : WIFI 5G 11n40 5510MHz TX Mode

No.	Freq. (MHz)	Ant. Factor (dB/m)	Cable Loss (dB)	Amp factor (dB)	Emission Reading (dBuV)	Emission Level (dBuV/m)	Limits (dBuV/m)	Margin (dB)	Remark
1	5460.00	34.02	6.78	33.61	48.57	55.76	68.20	12.44	Peak
2	5470.00	33.94	6.79	33.61	51.31	58.43	68.20	9.77	Peak
3	5511.80	33.63	6.80	33.60	90.76	97.59	-----	-----	Peak

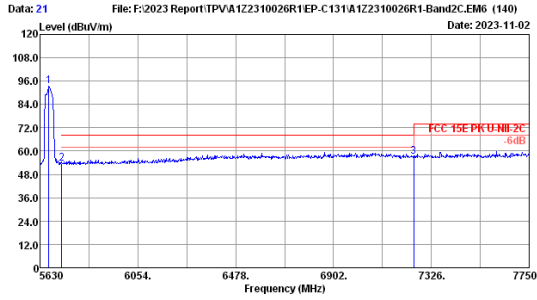
Remarks: 1. Emission Level= Antenna Factor + Cable Loss + Reading -Amp factor.  
 2. The emission levels that are 20dB below the official limit are not reported.



Date: 2023-11-02  
 File: F:2023 Report\TPVA122310026R1-EP-C131A122310026R1-Band2C-EM6 (140)  
 Site no. : 3m Chamber Data no. : 20  
 Dis. / Ant. : 3m 2023 MCTD1209-3006 Ant. pol. : VERTICAL  
 Limit : FCC 15E PK U-NII-2C  
 Env. / Ins. : 21.2°C/51.5% Engineer : nier  
 Test Mode : WIFI 5G 11n40 5510MHz TX Mode

No.	Freq. (MHz)	Ant. Factor (dB/m)	Cable Loss (dB)	Amp factor (dB)	Emission Reading (dBuV)	Emission Level (dBuV/m)	Limits (dBuV/m)	Margin (dB)	Remark
1	5460.00	34.02	6.78	33.61	50.28	57.47	68.20	10.73	Peak
2	5470.00	33.94	6.79	33.61	53.27	60.39	68.20	7.81	Peak
3	5508.60	33.65	6.80	33.60	95.34	102.19	-----	-----	Peak

Remarks: 1. Emission Level= Antenna Factor + Cable Loss + Reading -Amp factor.  
 2. The emission levels that are 20dB below the official limit are not reported.

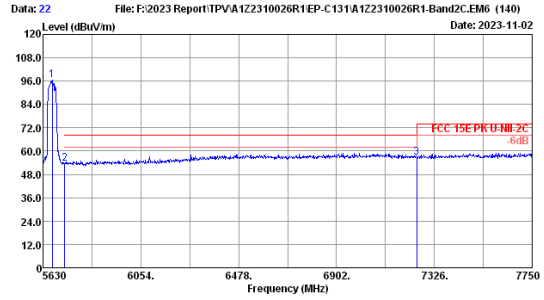


File: F:2023 Report\TPVA122310026R1-EP-C131A122310026R1-Band2C-EM6 (140) Date: 2023-11-02

Site no. : 3m Chamber Data no. : 21  
 Dis. / Ant. : 3m 2023 MCTD1209-3006 Ant. pol. : HORIZONTAL  
 Limit : FCC 15E PK U-NII-2C  
 Env. / Ins. : 21.2°C/51.5% Engineer : nier  
 Test Mode : WIFI 5G 11n40 5670MHz TX Mode

No.	Freq. (MHz)	Ant. Factor (dB/m)	Cable Loss (dB)	Amp factor (dB)	Reading Level (dBuV)	Emission Level (dBuV/m)	Limits (dBuV/m)	Margin (dB)	Remark
1	5668.16	33.27	6.87	33.57	86.76	93.33	72.0	21.33	Peak
2	5725.00	33.50	6.89	33.56	46.80	53.63	68.20	14.57	Peak
3	7250.00	36.70	7.47	33.88	46.71	57.00	68.20	11.20	Peak

Remarks: 1. Emission Level= Antenna Factor + Cable Loss + Reading -Amp factor.  
 2. The emission levels that are 20dB below the official limit are not reported.

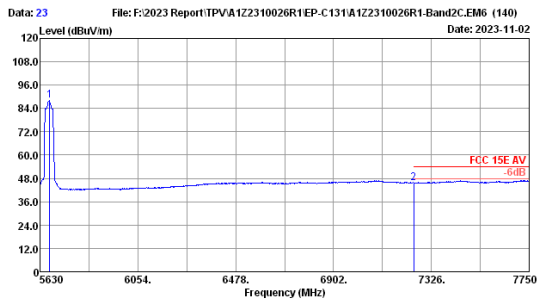


File: F:2023 Report\TPVA122310026R1-EP-C131A122310026R1-Band2C-EM6 (140) Date: 2023-11-02

Site no. : 3m Chamber Data no. : 22  
 Dis. / Ant. : 3m 2023 MCTD1209-3006 Ant. pol. : VERTICAL  
 Limit : FCC 15E PK U-NII-2C  
 Env. / Ins. : 21.2°C/51.5% Engineer : nier  
 Test Mode : WIFI 5G 11n40 5670MHz TX Mode

No.	Freq. (MHz)	Ant. Factor (dB/m)	Cable Loss (dB)	Amp factor (dB)	Reading Level (dBuV)	Emission Level (dBuV/m)	Limits (dBuV/m)	Margin (dB)	Remark
1	5670.28	33.28	6.87	33.57	89.73	96.31	72.0	24.31	Peak
2	5725.00	33.50	6.89	33.56	46.84	53.67	68.20	14.53	Peak
3	7250.00	36.70	7.47	33.88	46.54	56.83	68.20	11.37	Peak

Remarks: 1. Emission Level= Antenna Factor + Cable Loss + Reading -Amp factor.  
 2. The emission levels that are 20dB below the official limit are not reported.

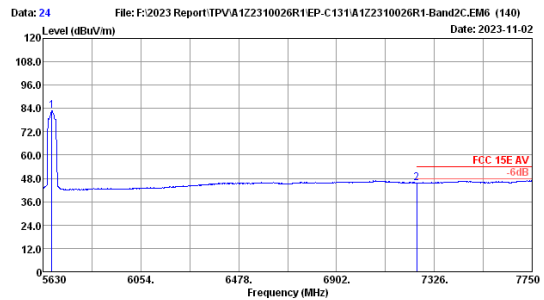


File: F:2023 Report\TPVA122310026R1-EP-C131A122310026R1-Band2C-EM6 (140) Date: 2023-11-02

Site no. : 3m Chamber Data no. : 23  
 Dis. / Ant. : 3m 2023 MCTD1209-3006 Ant. pol. : VERTICAL  
 Limit : FCC 15E AV  
 Env. / Ins. : 21.2°C/51.5% Engineer : nier  
 Test Mode : WIFI 5G 11n40 5670MHz TX Mode

No.	Freq. (MHz)	Ant. Factor (dB/m)	Cable Loss (dB)	Amp factor (dB)	Reading Level (dBuV)	Emission Level (dBuV/m)	Limits (dBuV/m)	Margin (dB)	Remark
1	5672.40	33.29	6.87	33.57	81.52	88.11	72.0	16.11	Average
2	7250.00	36.70	7.47	33.88	35.38	45.67	54.00	8.33	Average

Remarks: 1. Emission Level= Antenna Factor + Cable Loss + Reading -Amp factor.  
 2. The emission levels that are 20dB below the official limit are not reported.

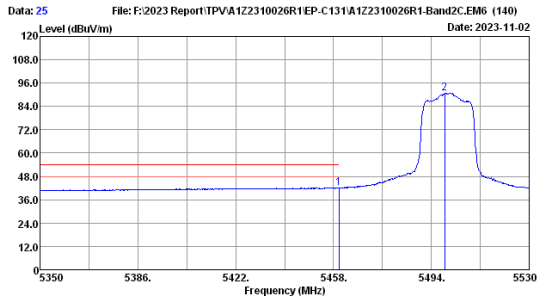


File: F:2023 Report\TPVA122310026R1-EP-C131A122310026R1-Band2C-EM6 (140) Date: 2023-11-02

Site no. : 3m Chamber Data no. : 24  
 Dis. / Ant. : 3m 2023 MCTD1209-3006 Ant. pol. : HORIZONTAL  
 Limit : FCC 15E AV  
 Env. / Ins. : 21.2°C/51.5% Engineer : nier  
 Test Mode : WIFI 5G 11n40 5670MHz TX Mode

No.	Freq. (MHz)	Ant. Factor (dB/m)	Cable Loss (dB)	Amp factor (dB)	Reading Level (dBuV)	Emission Level (dBuV/m)	Limits (dBuV/m)	Margin (dB)	Remark
1	5668.16	33.27	6.87	33.57	76.30	82.87	72.0	10.87	Average
2	7250.00	36.70	7.47	33.88	35.53	45.82	54.00	8.18	Average

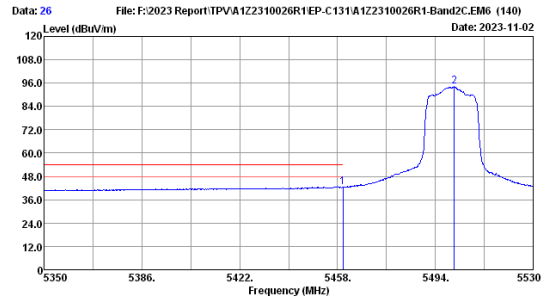
Remarks: 1. Emission Level= Antenna Factor + Cable Loss + Reading -Amp factor.  
 2. The emission levels that are 20dB below the official limit are not reported.



Site no. : 3m Chamber Data no. : 25  
 Dis. / Ant. : 3m 2023 MCTD1209-3006 Ant. pol. : HORIZONTAL  
 Limit : FCC 15E AV  
 Env. / Ins. : 21.2°C/51.5% Engineer : nier  
 Test Mode : WIFI 5G 11ac20 5500MHz TX Mode

No.	Freq. (MHz)	Ant. Factor (dB/m)	Cable Loss (dB)	Amp factor (dB)	Emission Reading (dBuV)	Emission Level (dBuV/m)	Limits (dBuV/m)	Margin (dB)	Remark
1	5460.00	34.02	6.78	33.61	34.96	42.15	54.00	11.85	Average
2	5498.86	33.71	6.80	33.60	83.88	90.79	-----	-----	Average

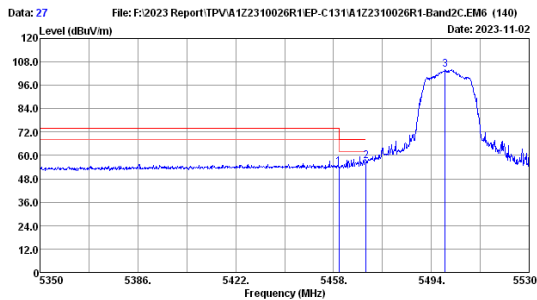
Remarks: 1. Emission Level= Antenna Factor + Cable Loss + Reading -Amp factor.  
 2. The emission levels that are 20dB below the official limit are not reported.



Site no. : 3m Chamber Data no. : 26  
 Dis. / Ant. : 3m 2023 MCTD1209-3006 Ant. pol. : VERTICAL  
 Limit : FCC 15E AV  
 Env. / Ins. : 21.2°C/51.5% Engineer : nier  
 Test Mode : WIFI 5G 11ac20 5500MHz TX Mode

No.	Freq. (MHz)	Ant. Factor (dB/m)	Cable Loss (dB)	Amp factor (dB)	Emission Reading (dBuV)	Emission Level (dBuV/m)	Limits (dBuV/m)	Margin (dB)	Remark
1	5460.00	34.02	6.78	33.61	35.25	42.44	54.00	11.56	Average
2	5501.02	33.69	6.80	33.60	87.21	94.10	-----	-----	Average

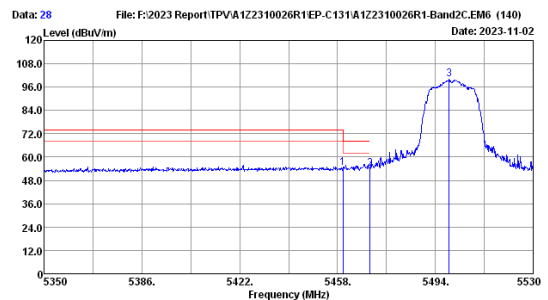
Remarks: 1. Emission Level= Antenna Factor + Cable Loss + Reading -Amp factor.  
 2. The emission levels that are 20dB below the official limit are not reported.



Site no. : 3m Chamber Data no. : 27  
 Dis. / Ant. : 3m 2023 MCTD1209-3006 Ant. pol. : VERTICAL  
 Limit : FCC 15E PK U-NII-2C  
 Env. / Ins. : 21.2°C/51.5% Engineer : nier  
 Test Mode : WIFI 5G 11ac20 5500MHz TX Mode

No.	Freq. (MHz)	Ant. Factor (dB/m)	Cable Loss (dB)	Amp factor (dB)	Emission Reading (dBuV)	Emission Level (dBuV/m)	Limits (dBuV/m)	Margin (dB)	Remark
1	5460.00	34.02	6.78	33.61	46.67	53.86	68.20	14.34	Peak
2	5470.00	33.94	6.79	33.61	50.21	57.33	68.20	10.87	Peak
3	5499.04	33.71	6.80	33.60	96.98	103.89	-----	-----	Peak

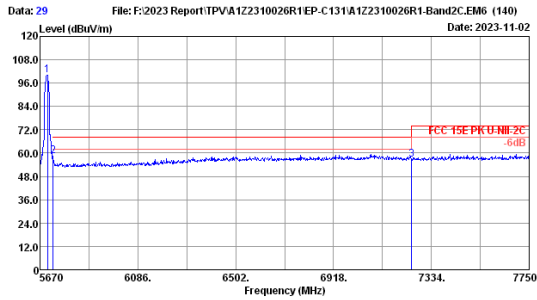
Remarks: 1. Emission Level= Antenna Factor + Cable Loss + Reading -Amp factor.  
 2. The emission levels that are 20dB below the official limit are not reported.



Site no. : 3m Chamber Data no. : 28  
 Dis. / Ant. : 3m 2023 MCTD1209-3006 Ant. pol. : HORIZONTAL  
 Limit : FCC 15E PK U-NII-2C  
 Env. / Ins. : 21.2°C/51.5% Engineer : nier  
 Test Mode : WIFI 5G 11ac20 5500MHz TX Mode

No.	Freq. (MHz)	Ant. Factor (dB/m)	Cable Loss (dB)	Amp factor (dB)	Emission Reading (dBuV)	Emission Level (dBuV/m)	Limits (dBuV/m)	Margin (dB)	Remark
1	5460.00	34.02	6.78	33.61	47.27	54.46	68.20	13.74	Peak
2	5470.00	33.94	6.79	33.61	46.92	54.04	68.20	14.16	Peak
3	5499.04	33.71	6.80	33.60	92.94	99.85	-----	-----	Peak

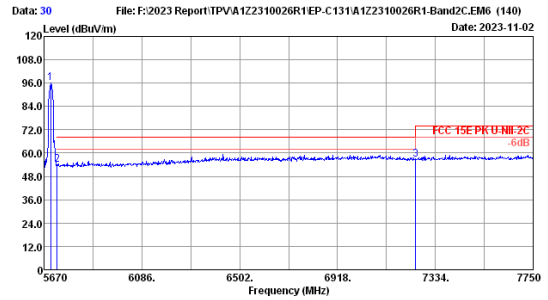
Remarks: 1. Emission Level= Antenna Factor + Cable Loss + Reading -Amp factor.  
 2. The emission levels that are 20dB below the official limit are not reported.



Site no. : 3m Chamber Data no. : 29  
 Dis. / Ant. : 3m 2023 MCTD1209-3006 Ant. pol. : VERTICAL  
 Limit : FCC 15E PK U-NII-2C  
 Env. / Ins. : 21.2°C/51.5% Engineer : nier  
 Test Mode : WIFI 5G 11ac20 5700MHz TX Mode

No.	Freq. (MHz)	Ant. Factor (dB/m)	Cable Loss (dB)	Amp factor (dB)	Emission Reading (dBuV)	Emission Level (dBuV/m)	Limits (dBuV/m)	Margin (dB)	Remark
1	5701.20	33.40	6.88	33.56	93.41	100.13	---	---	Peak
2	5725.00	33.50	6.89	33.56	51.72	58.55	68.20	9.65	Peak
3	7250.00	36.70	7.47	33.88	46.21	56.50	68.20	11.70	Peak

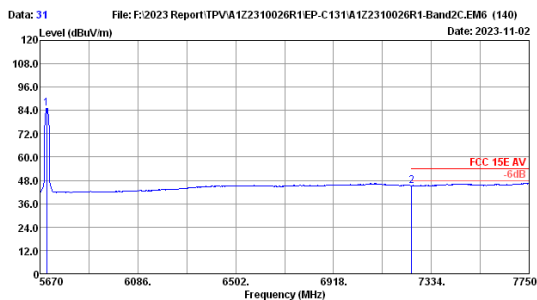
Remarks: 1. Emission Level= Antenna Factor + Cable Loss + Reading -Amp factor.  
 2. The emission levels that are 20dB below the official limit are not reported.



Site no. : 3m Chamber Data no. : 30  
 Dis. / Ant. : 3m 2023 MCTD1209-3006 Ant. pol. : HORIZONTAL  
 Limit : FCC 15E PK U-NII-2C  
 Env. / Ins. : 21.2°C/51.5% Engineer : nier  
 Test Mode : WIFI 5G 11ac20 5700MHz TX Mode

No.	Freq. (MHz)	Ant. Factor (dB/m)	Cable Loss (dB)	Amp factor (dB)	Emission Reading (dBuV)	Emission Level (dBuV/m)	Limits (dBuV/m)	Margin (dB)	Remark
1	5699.12	33.40	6.88	33.56	89.17	95.89	---	---	Peak
2	5725.00	33.50	6.89	33.56	47.31	54.14	68.20	14.06	Peak
3	7250.00	36.70	7.47	33.88	46.40	56.69	68.20	11.51	Peak

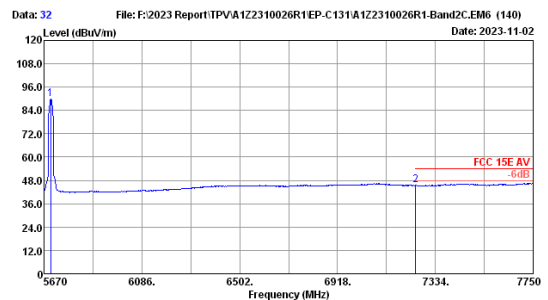
Remarks: 1. Emission Level= Antenna Factor + Cable Loss + Reading -Amp factor.  
 2. The emission levels that are 20dB below the official limit are not reported.



Site no. : 3m Chamber Data no. : 31  
 Dis. / Ant. : 3m 2023 MCTD1209-3006 Ant. pol. : HORIZONTAL  
 Limit : FCC 15E AV  
 Env. / Ins. : 21.2°C/51.5% Engineer : nier  
 Test Mode : WIFI 5G 11ac20 5700MHz TX Mode

No.	Freq. (MHz)	Ant. Factor (dB/m)	Cable Loss (dB)	Amp factor (dB)	Emission Reading (dBuV)	Emission Level (dBuV/m)	Limits (dBuV/m)	Margin (dB)	Remark
1	5699.12	33.40	6.88	33.56	78.38	85.10	---	---	Average
2	7250.00	36.70	7.47	33.88	34.99	45.28	54.00	8.72	Average

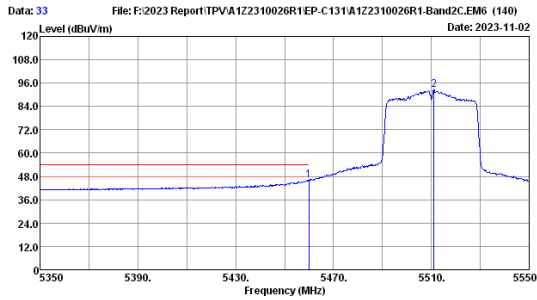
Remarks: 1. Emission Level= Antenna Factor + Cable Loss + Reading -Amp factor.  
 2. The emission levels that are 20dB below the official limit are not reported.



Site no. : 3m Chamber Data no. : 32  
 Dis. / Ant. : 3m 2023 MCTD1209-3006 Ant. pol. : VERTICAL  
 Limit : FCC 15E AV  
 Env. / Ins. : 21.2°C/51.5% Engineer : nier  
 Test Mode : WIFI 5G 11ac20 5700MHz TX Mode

No.	Freq. (MHz)	Ant. Factor (dB/m)	Cable Loss (dB)	Amp factor (dB)	Emission Reading (dBuV)	Emission Level (dBuV/m)	Limits (dBuV/m)	Margin (dB)	Remark
1	5699.12	33.40	6.88	33.56	83.01	89.73	---	---	Average
2	7250.00	36.70	7.47	33.88	35.17	45.46	54.00	8.54	Average

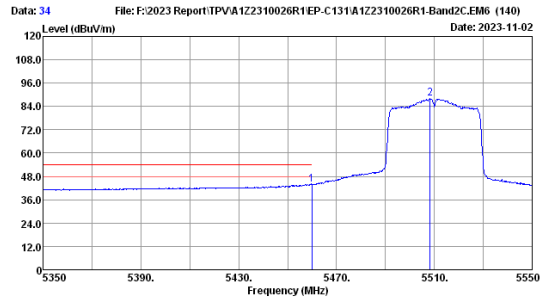
Remarks: 1. Emission Level= Antenna Factor + Cable Loss + Reading -Amp factor.  
 2. The emission levels that are 20dB below the official limit are not reported.



Date: 2023-11-02  
 File: F:\2023 Report\TPVA122310026R1-EP-C131A122310026R1-Band2C-EM6 (140)  
 Site no. : 3m Chamber Data no. : 33  
 Dis. / Ant. : 3m 2023 MCTD1209-3006 Ant. pol. : VERTICAL  
 Limit : FCC 15E AV  
 Env. / Ins. : 21.2°C/51.5% Engineer : nier  
 Test Mode : WIFI 5G 11ac40 5510MHz TX Mode

No.	Freq. (MHz)	Ant. Factor (dB/m)	Cable Loss (dB)	Amp factor (dB)	Emission Reading (dBuV)	Emission Level (dBuV/m)	Limits (dBuV/m)	Margin (dB)	Remark
1	5460.00	34.02	6.78	33.61	38.96	46.15	54.00	7.85	Average
2	5511.00	33.63	6.80	33.60	85.62	92.45	-----	-----	Average

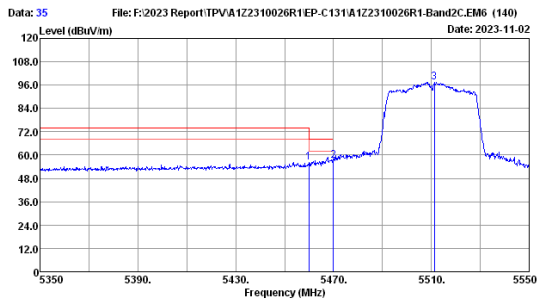
Remarks: 1. Emission Level= Antenna Factor + Cable Loss + Reading -Amp factor.  
 2. The emission levels that are 20dB below the official limit are not reported.



Date: 2023-11-02  
 File: F:\2023 Report\TPVA122310026R1-EP-C131A122310026R1-Band2C-EM6 (140)  
 Site no. : 3m Chamber Data no. : 34  
 Dis. / Ant. : 3m 2023 MCTD1209-3006 Ant. pol. : HORIZONTAL  
 Limit : FCC 15E AV  
 Env. / Ins. : 21.2°C/51.5% Engineer : nier  
 Test Mode : WIFI 5G 11ac40 5510MHz TX Mode

No.	Freq. (MHz)	Ant. Factor (dB/m)	Cable Loss (dB)	Amp factor (dB)	Emission Reading (dBuV)	Emission Level (dBuV/m)	Limits (dBuV/m)	Margin (dB)	Remark
1	5460.00	34.02	6.78	33.61	36.81	44.00	54.00	10.00	Average
2	5508.20	33.65	6.80	33.60	81.35	88.20	-----	-----	Average

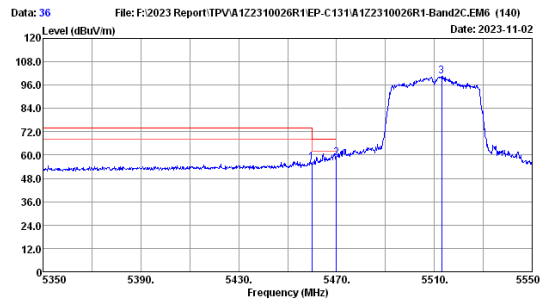
Remarks: 1. Emission Level= Antenna Factor + Cable Loss + Reading -Amp factor.  
 2. The emission levels that are 20dB below the official limit are not reported.



Date: 2023-11-02  
 File: F:\2023 Report\TPVA122310026R1-EP-C131A122310026R1-Band2C-EM6 (140)  
 Site no. : 3m Chamber Data no. : 35  
 Dis. / Ant. : 3m 2023 MCTD1209-3006 Ant. pol. : HORIZONTAL  
 Limit : FCC 15E PK U-NII-2C  
 Env. / Ins. : 21.2°C/51.5% Engineer : nier  
 Test Mode : WIFI 5G 11ac40 5510MHz TX Mode

No.	Freq. (MHz)	Ant. Factor (dB/m)	Cable Loss (dB)	Amp factor (dB)	Emission Reading (dBuV)	Emission Level (dBuV/m)	Limits (dBuV/m)	Margin (dB)	Remark
1	5460.00	34.02	6.78	33.61	49.19	56.38	68.20	11.82	Peak
2	5470.00	33.94	6.79	33.61	49.98	57.10	68.20	11.10	Peak
3	5511.20	33.63	6.80	33.60	90.64	97.47	-----	-----	Peak

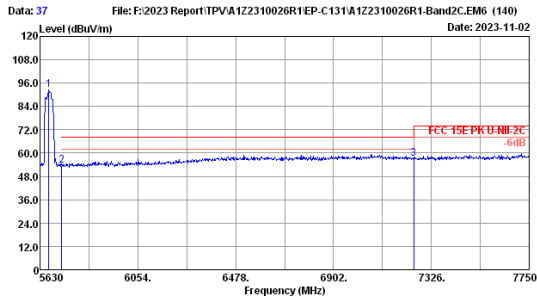
Remarks: 1. Emission Level= Antenna Factor + Cable Loss + Reading -Amp factor.  
 2. The emission levels that are 20dB below the official limit are not reported.



Date: 2023-11-02  
 File: F:\2023 Report\TPVA122310026R1-EP-C131A122310026R1-Band2C-EM6 (140)  
 Site no. : 3m Chamber Data no. : 36  
 Dis. / Ant. : 3m 2023 MCTD1209-3006 Ant. pol. : VERTICAL  
 Limit : FCC 15E PK U-NII-2C  
 Env. / Ins. : 21.2°C/51.5% Engineer : nier  
 Test Mode : WIFI 5G 11ac40 5510MHz TX Mode

No.	Freq. (MHz)	Ant. Factor (dB/m)	Cable Loss (dB)	Amp factor (dB)	Emission Reading (dBuV)	Emission Level (dBuV/m)	Limits (dBuV/m)	Margin (dB)	Remark
1	5460.00	34.02	6.78	33.61	49.07	56.26	68.20	11.94	Peak
2	5470.00	33.94	6.79	33.61	51.25	58.37	68.20	9.83	Peak
3	5513.00	33.62	6.81	33.60	93.63	100.46	-----	-----	Peak

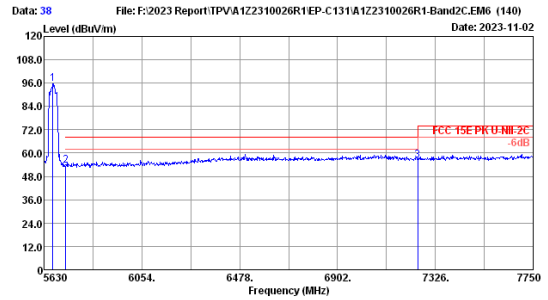
Remarks: 1. Emission Level= Antenna Factor + Cable Loss + Reading -Amp factor.  
 2. The emission levels that are 20dB below the official limit are not reported.



Site no. : 3m Chamber Data no. : 37  
 Dis. / Ant. : 3m 2023 MCTD1209-3006 Ant. pol. : HORIZONTAL  
 Limit : FCC 15E PK U-NII-2C  
 Env. / Ins. : 21.2°C/51.5% Engineer : nier  
 Test Mode : WIFI 5G 11ac40 5670MHz TX Mode

No.	Freq. (MHz)	Ant. Factor (dB/m)	Cable Loss (dB)	Amp factor (dB)	Emission Reading (dBuV)	Emission Level (dBuV/m)	Limits (dBuV/m)	Margin (dB)	Remark
1	5668.16	33.27	6.87	33.57	86.07	92.64	---	---	Peak
2	5725.00	33.50	6.89	33.56	46.91	53.74	68.20	14.46	Peak
3	7250.00	36.70	7.47	33.88	46.84	57.13	68.20	11.07	Peak

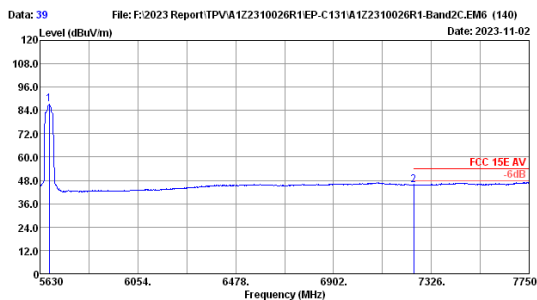
Remarks: 1. Emission Level= Antenna Factor + Cable Loss + Reading -Amp factor.  
 2. The emission levels that are 20dB below the official limit are not reported.



Site no. : 3m Chamber Data no. : 38  
 Dis. / Ant. : 3m 2023 MCTD1209-3006 Ant. pol. : VERTICAL  
 Limit : FCC 15E PK U-NII-2C  
 Env. / Ins. : 21.2°C/51.5% Engineer : nier  
 Test Mode : WIFI 5G 11ac40 5670MHz TX Mode

No.	Freq. (MHz)	Ant. Factor (dB/m)	Cable Loss (dB)	Amp factor (dB)	Emission Reading (dBuV)	Emission Level (dBuV/m)	Limits (dBuV/m)	Margin (dB)	Remark
1	5668.16	33.27	6.87	33.57	89.00	95.57	---	---	Peak
2	5725.00	33.50	6.89	33.56	46.58	53.41	68.20	14.79	Peak
3	7250.00	36.70	7.47	33.88	46.08	56.37	68.20	11.83	Peak

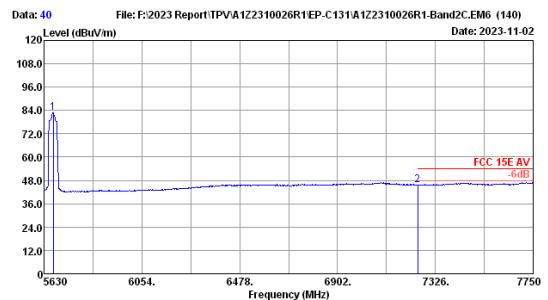
Remarks: 1. Emission Level= Antenna Factor + Cable Loss + Reading -Amp factor.  
 2. The emission levels that are 20dB below the official limit are not reported.



Site no. : 3m Chamber Data no. : 39  
 Dis. / Ant. : 3m 2023 MCTD1209-3006 Ant. pol. : VERTICAL  
 Limit : FCC 15E AV  
 Env. / Ins. : 21.2°C/51.5% Engineer : nier  
 Test Mode : WIFI 5G 11ac40 5670MHz TX Mode

No.	Freq. (MHz)	Ant. Factor (dB/m)	Cable Loss (dB)	Amp factor (dB)	Emission Reading (dBuV)	Emission Level (dBuV/m)	Limits (dBuV/m)	Margin (dB)	Remark
1	5670.28	33.28	6.87	33.57	80.72	87.30	---	---	Average
2	7250.00	36.70	7.47	33.88	35.43	45.72	54.00	8.28	Average

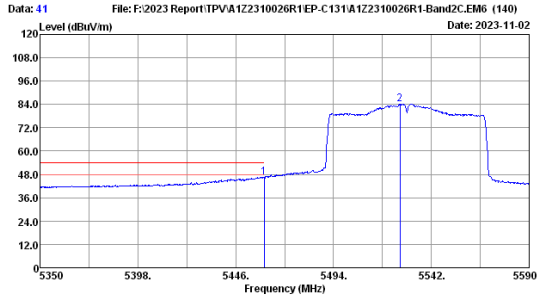
Remarks: 1. Emission Level= Antenna Factor + Cable Loss + Reading -Amp factor.  
 2. The emission levels that are 20dB below the official limit are not reported.



Site no. : 3m Chamber Data no. : 40  
 Dis. / Ant. : 3m 2023 MCTD1209-3006 Ant. pol. : HORIZONTAL  
 Limit : FCC 15E AV  
 Env. / Ins. : 21.2°C/51.5% Engineer : nier  
 Test Mode : WIFI 5G 11ac40 5670MHz TX Mode

No.	Freq. (MHz)	Ant. Factor (dB/m)	Cable Loss (dB)	Amp factor (dB)	Emission Reading (dBuV)	Emission Level (dBuV/m)	Limits (dBuV/m)	Margin (dB)	Remark
1	5670.28	33.28	6.87	33.57	76.28	82.86	---	---	Average
2	7250.00	36.70	7.47	33.88	35.41	45.70	54.00	8.30	Average

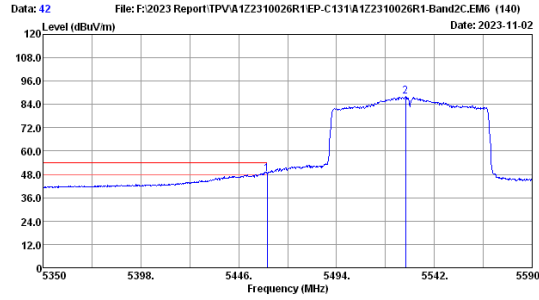
Remarks: 1. Emission Level= Antenna Factor + Cable Loss + Reading -Amp factor.  
 2. The emission levels that are 20dB below the official limit are not reported.



Date: 2023-11-02  
 File: F:\2023 Report\TPVA122310026R1EP-C131A122310026R1-Band2C.EM6 (140)  
 Site no. : 3m Chamber Data no. : 41  
 Dis. / Ant. : 3m 2023 MCTD1209-3006 Ant. pol. : HORIZONTAL  
 Limit : FCC 15E AV  
 Env. / Ins. : 21.2°C/51.5% Engineer : nier  
 Test Mode : WIFI 5G 11ac80 5530MHz TX Mode

No.	Freq. (MHz)	Ant. Factor (dB/m)	Cable Loss (dB)	Amp factor (dB)	Reading Level (dBuV)	Emission Level (dBuV/m)	Limits (dBuV/m)	Margin (dB)	Remark
1	5460.00	34.02	6.78	33.61	39.30	46.49	54.00	7.51	Average
2	5526.64	33.54	6.81	33.59	77.51	84.27	-----	-----	Average

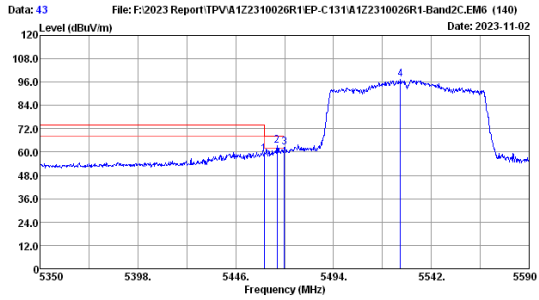
Remarks: 1. Emission Level= Antenna Factor + Cable Loss + Reading -Amp factor.  
 2. The emission levels that are 20dB below the official limit are not reported.



Date: 2023-11-02  
 File: F:\2023 Report\TPVA122310026R1EP-C131A122310026R1-Band2C.EM6 (140)  
 Site no. : 3m Chamber Data no. : 42  
 Dis. / Ant. : 3m 2023 MCTD1209-3006 Ant. pol. : VERTICAL  
 Limit : FCC 15E AV  
 Env. / Ins. : 21.2°C/51.5% Engineer : nier  
 Test Mode : WIFI 5G 11ac80 5530MHz TX Mode

No.	Freq. (MHz)	Ant. Factor (dB/m)	Cable Loss (dB)	Amp factor (dB)	Reading Level (dBuV)	Emission Level (dBuV/m)	Limits (dBuV/m)	Margin (dB)	Remark
1	5460.00	34.02	6.78	33.61	41.19	48.38	54.00	5.62	Average
2	5527.84	33.53	6.81	33.59	81.22	87.97	-----	-----	Average

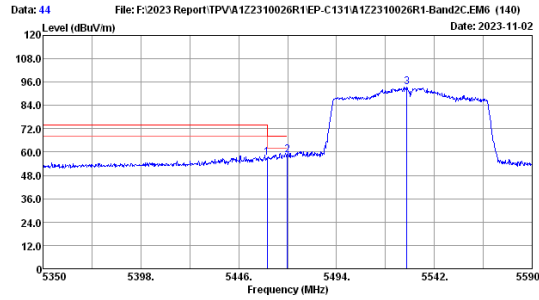
Remarks: 1. Emission Level= Antenna Factor + Cable Loss + Reading -Amp factor.  
 2. The emission levels that are 20dB below the official limit are not reported.



Date: 2023-11-02  
 File: F:\2023 Report\TPVA122310026R1EP-C131A122310026R1-Band2C.EM6 (140)  
 Site no. : 3m Chamber Data no. : 43  
 Dis. / Ant. : 3m 2023 MCTD1209-3006 Ant. pol. : VERTICAL  
 Limit : FCC 15E PK U-NII-2C  
 Env. / Ins. : 21.2°C/51.5% Engineer : nier  
 Test Mode : WIFI 5G 11ac80 5530MHz TX Mode

No.	Freq. (MHz)	Ant. Factor (dB/m)	Cable Loss (dB)	Amp factor (dB)	Reading Level (dBuV)	Emission Level (dBuV/m)	Limits (dBuV/m)	Margin (dB)	Remark
1	5460.00	34.02	6.78	33.61	51.54	58.73	68.20	9.47	Peak
2	5466.40	33.97	6.79	33.61	55.99	63.14	68.20	5.06	Peak
3	5470.00	33.94	6.79	33.61	55.29	62.41	68.20	5.79	Peak
4	5526.88	33.54	6.81	33.59	90.50	97.26	-----	-----	Peak

Remarks: 1. Emission Level= Antenna Factor + Cable Loss + Reading -Amp factor.  
 2. The emission levels that are 20dB below the official limit are not reported.



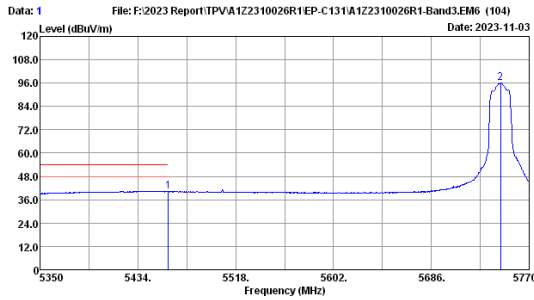
Date: 2023-11-02  
 File: F:\2023 Report\TPVA122310026R1EP-C131A122310026R1-Band2C.EM6 (140)  
 Site no. : 3m Chamber Data no. : 44  
 Dis. / Ant. : 3m 2023 MCTD1209-3006 Ant. pol. : HORIZONTAL  
 Limit : FCC 15E PK U-NII-2C  
 Env. / Ins. : 21.2°C/51.5% Engineer : nier  
 Test Mode : WIFI 5G 11ac80 5530MHz TX Mode

No.	Freq. (MHz)	Ant. Factor (dB/m)	Cable Loss (dB)	Amp factor (dB)	Reading Level (dBuV)	Emission Level (dBuV/m)	Limits (dBuV/m)	Margin (dB)	Remark
1	5460.00	34.02	6.78	33.61	49.91	57.10	68.20	11.10	Peak
2	5470.00	33.94	6.79	33.61	51.32	58.44	68.20	9.76	Peak
3	5528.56	33.53	6.81	33.59	86.57	93.32	-----	-----	Peak

Remarks: 1. Emission Level= Antenna Factor + Cable Loss + Reading -Amp factor.  
 2. The emission levels that are 20dB below the official limit are not reported.



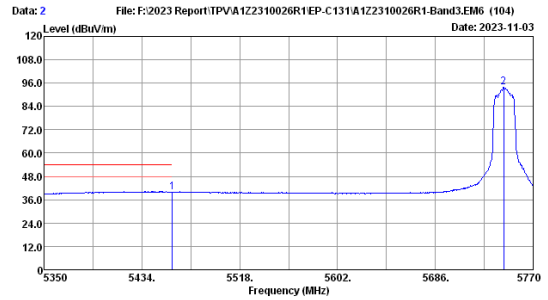
U-NII-3 Band:



File: F:\2023 Report\TPVA122310026R1EP-C131A122310026R1-Band3.EM6 (104)  
 Date: 2023-11-03  
 Site no. : 3m Chamber Data no. : 1  
 Dis. / Ant. : 3m 2023 MCTD1209-3006 Ant. pol. : VERTICAL  
 Limit : FCC 15E AV  
 Env. / Ins. : 21.2°C/51.5% Engineer : nier  
 Test Mode : WIFI 5G 11a 5745MHz TX Mode

No.	Freq. (MHz)	Ant. Factor (dB/m)	Cable Loss (dB)	Amp factor (dB)	Reading Level (dBuV)	Emission Level (dBuV/m)	Limits (dBuV/m)	Margin (dB)	Remark
1	5460.00	34.02	6.78	33.61	32.93	40.12	54.00	13.88	Average
2	5745.64	33.58	6.90	33.55	89.05	95.98	-----	-----	Average

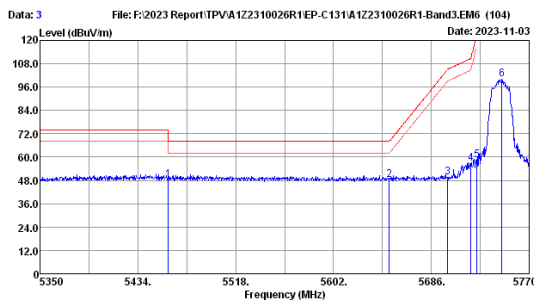
Remarks: 1. Emission Level= Antenna Factor + Cable Loss + Reading -Amp factor.  
 2. The emission levels that are 20dB below the official limit are not reported.



File: F:\2023 Report\TPVA122310026R1EP-C131A122310026R1-Band3.EM6 (104)  
 Date: 2023-11-03  
 Site no. : 3m Chamber Data no. : 2  
 Dis. / Ant. : 3m 2023 MCTD1209-3006 Ant. pol. : HORIZONTAL  
 Limit : FCC 15E AV  
 Env. / Ins. : 21.2°C/51.5% Engineer : nier  
 Test Mode : WIFI 5G 11a 5745MHz TX Mode

No.	Freq. (MHz)	Ant. Factor (dB/m)	Cable Loss (dB)	Amp factor (dB)	Reading Level (dBuV)	Emission Level (dBuV/m)	Limits (dBuV/m)	Margin (dB)	Remark
1	5460.00	34.02	6.78	33.61	32.80	39.99	54.00	14.01	Average
2	5744.80	33.58	6.90	33.55	86.85	93.78	-----	-----	Average

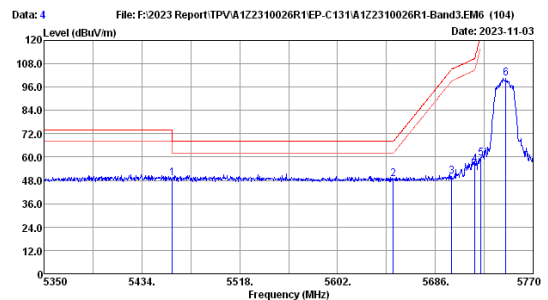
Remarks: 1. Emission Level= Antenna Factor + Cable Loss + Reading -Amp factor.  
 2. The emission levels that are 20dB below the official limit are not reported.



File: F:\2023 Report\TPVA122310026R1EP-C131A122310026R1-Band3.EM6 (104)  
 Date: 2023-11-03  
 Site no. : 3m Chamber Data no. : 3  
 Dis. / Ant. : 3m 2023 MCTD1209-3006 Ant. pol. : HORIZONTAL  
 Limit : FCC 15E PK U-NII-3  
 Env. / Ins. : 21.2°C/51.5% Engineer : nier  
 Test Mode : WIFI 5G 11a 5745MHz TX Mode

No.	Freq. (MHz)	Ant. Factor (dB/m)	Cable Loss (dB)	Amp factor (dB)	Reading Level (dBuV)	Emission Level (dBuV/m)	Limits (dBuV/m)	Margin (dB)	Remark
1	5460.00	34.02	6.78	33.61	41.23	48.42	68.20	19.78	Peak
2	5650.00	33.20	6.86	33.57	41.95	48.44	68.20	19.76	Peak
3	5700.00	33.40	6.88	33.56	42.72	49.44	105.20	55.76	Peak
4	5720.00	33.48	6.89	33.56	49.88	56.69	110.80	54.11	Peak
5	5725.00	33.50	6.89	33.56	51.84	58.67	121.80	64.13	Peak
6	5746.48	33.59	6.90	33.55	93.31	100.25	-----	-----	Peak

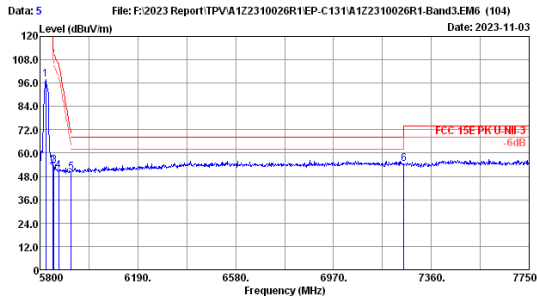
Remarks: 1. Emission Level= Antenna Factor + Cable Loss + Reading -Amp factor.  
 2. The emission levels that are 20dB below the official limit are not reported.



File: F:\2023 Report\TPVA122310026R1EP-C131A122310026R1-Band3.EM6 (104)  
 Date: 2023-11-03  
 Site no. : 3m Chamber Data no. : 4  
 Dis. / Ant. : 3m 2023 MCTD1209-3006 Ant. pol. : VERTICAL  
 Limit : FCC 15E PK U-NII-3  
 Env. / Ins. : 21.2°C/51.5% Engineer : nier  
 Test Mode : WIFI 5G 11a 5745MHz TX Mode

No.	Freq. (MHz)	Ant. Factor (dB/m)	Cable Loss (dB)	Amp factor (dB)	Reading Level (dBuV)	Emission Level (dBuV/m)	Limits (dBuV/m)	Margin (dB)	Remark
1	5460.00	34.02	6.78	33.61	42.11	49.30	68.20	18.90	Peak
2	5650.00	33.20	6.86	33.57	42.17	48.66	68.20	19.54	Peak
3	5700.00	33.40	6.88	33.56	43.37	50.09	105.20	55.11	Peak
4	5720.00	33.48	6.89	33.56	49.35	56.16	110.80	54.64	Peak
5	5725.00	33.50	6.89	33.56	52.49	59.32	122.80	63.48	Peak
6	5746.48	33.59	6.90	33.55	93.58	100.52	-----	-----	Peak

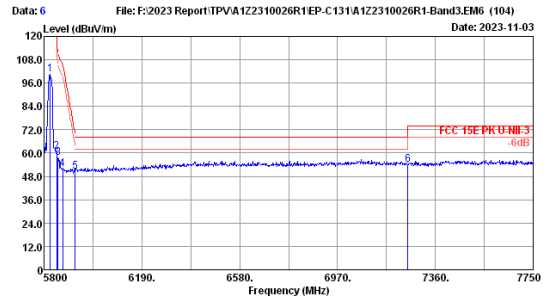
Remarks: 1. Emission Level= Antenna Factor + Cable Loss + Reading -Amp factor.  
 2. The emission levels that are 20dB below the official limit are not reported.



Site no. : 3m Chamber Data no. : 5  
 Dis. / Ant. : 3m 2023 MCTD1209-3006 Ant. pol. : HORIZONTAL  
 Limit : FCC 15E PK U-NII-3  
 Env. / Ins. : 21.2°C/51.5% Engineer : nier  
 Test Mode : WIFI 5G 11a 5825MHz TX Mode

No.	Freq. (MHz)	Ant. Factor (dB/m)	Cable Loss (dB)	Amp factor (dB)	Reading Level (dBUV)	Emission Level (dBUV/m)	Limits (dBUV/m)	Margin (dB)	Remark
1	5823.40	33.60	6.93	33.54	90.76	97.75	122.20	69.16	Peak
2	5850.00	33.60	6.94	33.53	46.03	53.04	110.80	57.21	Peak
3	5855.00	33.59	6.94	33.53	46.59	53.59	110.80	53.23	Peak
4	5875.00	33.55	6.95	33.53	43.90	50.87	105.20	54.33	Peak
5	5925.00	33.45	6.97	33.52	43.10	50.00	68.20	18.20	Peak
6	7250.00	36.70	7.47	33.88	43.97	54.26	68.20	13.94	Peak

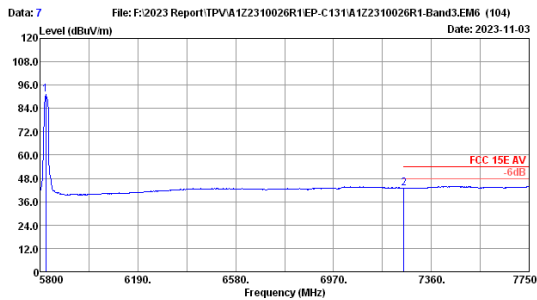
Remarks: 1. Emission Level= Antenna Factor + Cable Loss + Reading -Amp Factor.  
 2. The emission levels that are 20dB below the official limit are not reported.



Site no. : 3m Chamber Data no. : 6  
 Dis. / Ant. : 3m 2023 MCTD1209-3006 Ant. pol. : VERTICAL  
 Limit : FCC 15E PK U-NII-3  
 Env. / Ins. : 21.2°C/51.5% Engineer : nier  
 Test Mode : WIFI 5G 11a 5825MHz TX Mode

No.	Freq. (MHz)	Ant. Factor (dB/m)	Cable Loss (dB)	Amp factor (dB)	Reading Level (dBUV)	Emission Level (dBUV/m)	Limits (dBUV/m)	Margin (dB)	Remark
1	5825.35	33.60	6.93	33.54	93.59	100.58	122.20	61.67	Peak
2	5850.00	33.60	6.94	33.53	53.52	60.53	110.80	53.23	Peak
3	5855.00	33.59	6.94	33.53	50.57	57.57	110.80	53.23	Peak
4	5875.00	33.55	6.95	33.53	44.62	51.59	105.20	53.61	Peak
5	5925.00	33.45	6.97	33.52	43.52	50.42	68.20	17.78	Peak
6	7250.00	36.70	7.47	33.88	43.82	54.11	68.20	14.09	Peak

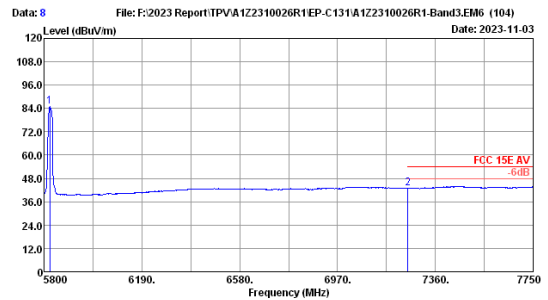
Remarks: 1. Emission Level= Antenna Factor + Cable Loss + Reading -Amp Factor.  
 2. The emission levels that are 20dB below the official limit are not reported.



Site no. : 3m Chamber Data no. : 7  
 Dis. / Ant. : 3m 2023 MCTD1209-3006 Ant. pol. : VERTICAL  
 Limit : FCC 15E AV  
 Env. / Ins. : 21.2°C/51.5% Engineer : nier  
 Test Mode : WIFI 5G 11a 5825MHz TX Mode

No.	Freq. (MHz)	Ant. Factor (dB/m)	Cable Loss (dB)	Amp factor (dB)	Reading Level (dBUV)	Emission Level (dBUV/m)	Limits (dBUV/m)	Margin (dB)	Remark
1	5823.40	33.60	6.93	33.54	84.13	91.12	54.00	11.08	Average
2	7250.00	36.70	7.47	33.88	32.63	42.92	54.00	11.08	Average

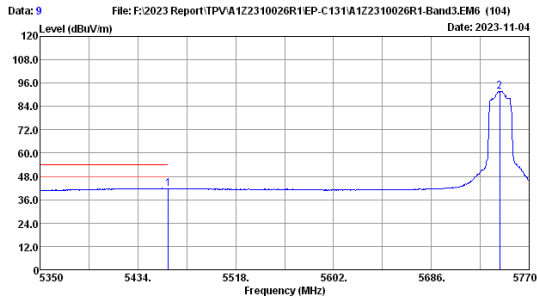
Remarks: 1. Emission Level= Antenna Factor + Cable Loss + Reading -Amp Factor.  
 2. The emission levels that are 20dB below the official limit are not reported.



Site no. : 3m Chamber Data no. : 8  
 Dis. / Ant. : 3m 2023 MCTD1209-3006 Ant. pol. : HORIZONTAL  
 Limit : FCC 15E AV  
 Env. / Ins. : 21.2°C/51.5% Engineer : nier  
 Test Mode : WIFI 5G 11a 5825MHz TX Mode

No.	Freq. (MHz)	Ant. Factor (dB/m)	Cable Loss (dB)	Amp factor (dB)	Reading Level (dBUV)	Emission Level (dBUV/m)	Limits (dBUV/m)	Margin (dB)	Remark
1	5823.40	33.60	6.93	33.54	78.02	85.01	54.00	11.12	Average
2	7250.00	36.70	7.47	33.88	32.59	42.88	54.00	11.12	Average

Remarks: 1. Emission Level= Antenna Factor + Cable Loss + Reading -Amp Factor.  
 2. The emission levels that are 20dB below the official limit are not reported.

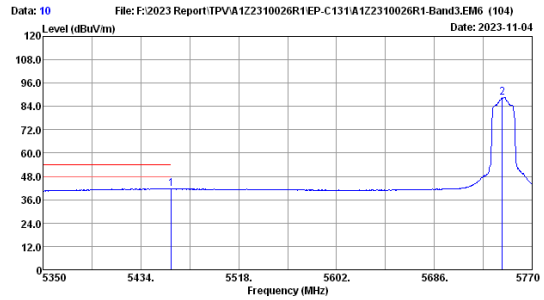


File: F:\2023 Report\TPVA122310026R1EP-C131A122310026R1-Band3.EM6 (104)  
 Date: 2023-11-04

Site no. : 3m Chamber Data no. : 9  
 Dis. / Ant. : 3m 2023 MCTD1209-3006 Ant. pol. : HORIZONTAL  
 Limit : FCC 15E AV  
 Env. / Ins. : 21.2°C/51.5% Engineer : nier  
 Test Mode : WIFI 5G 11n20 5745MHz TX Mode

No.	Freq. (MHz)	Ant. Factor (dB/m)	Cable Loss (dB)	Amp factor (dB)	Reading (dBuV)	Emission Level (dBuV/m)	Limits (dBuV/m)	Margin (dB)	Remark
1	5460.00	34.02	6.78	33.61	34.61	41.80	54.00	12.20	Average
2	5744.80	33.58	6.90	33.55	84.89	91.82			Average

Remarks: 1. Emission Level= Antenna Factor + Cable Loss + Reading -Amp factor.  
 2. The emission levels that are 20dB below the official limit are not reported.

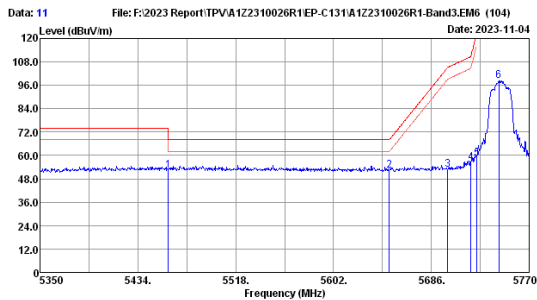


File: F:\2023 Report\TPVA122310026R1EP-C131A122310026R1-Band3.EM6 (104)  
 Date: 2023-11-04

Site no. : 3m Chamber Data no. : 10  
 Dis. / Ant. : 3m 2023 MCTD1209-3006 Ant. pol. : VERTICAL  
 Limit : FCC 15E AV  
 Env. / Ins. : 21.2°C/51.5% Engineer : nier  
 Test Mode : WIFI 5G 11n20 5745MHz TX Mode

No.	Freq. (MHz)	Ant. Factor (dB/m)	Cable Loss (dB)	Amp factor (dB)	Reading (dBuV)	Emission Level (dBuV/m)	Limits (dBuV/m)	Margin (dB)	Remark
1	5460.00	34.02	6.78	33.61	34.42	41.61	54.00	12.39	Average
2	5744.38	33.58	6.90	33.55	81.79	88.72			Average

Remarks: 1. Emission Level= Antenna Factor + Cable Loss + Reading -Amp factor.  
 2. The emission levels that are 20dB below the official limit are not reported.

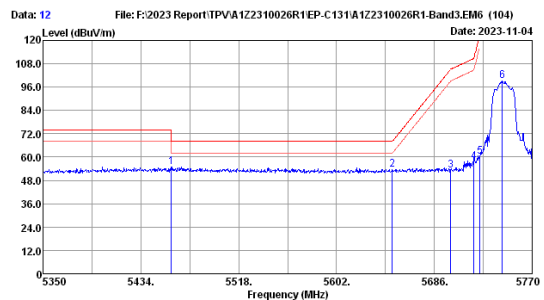


File: F:\2023 Report\TPVA122310026R1EP-C131A122310026R1-Band3.EM6 (104)  
 Date: 2023-11-04

Site no. : 3m Chamber Data no. : 11  
 Dis. / Ant. : 3m 2023 MCTD1209-3006 Ant. pol. : VERTICAL  
 Limit : FCC 15E PK U-NII-3  
 Env. / Ins. : 21.2°C/51.5% Engineer : nier  
 Test Mode : WIFI 5G 11n20 5745MHz TX Mode

No.	Freq. (MHz)	Ant. Factor (dB/m)	Cable Loss (dB)	Amp factor (dB)	Reading (dBuV)	Emission Level (dBuV/m)	Limits (dBuV/m)	Margin (dB)	Remark
1	5460.00	34.02	6.78	33.61	45.26	52.45	68.20	15.75	Peak
2	5650.00	33.20	6.86	33.57	45.73	52.22	68.20	15.98	Peak
3	5700.00	33.40	6.88	33.56	46.15	52.87	105.20	52.33	Peak
4	5720.00	33.48	6.89	33.56	49.42	56.23	110.80	54.57	Peak
5	5725.00	33.50	6.89	33.56	51.71	58.54	122.80	64.26	Peak
6	5743.96	33.58	6.90	33.55	91.30	98.23			Peak

Remarks: 1. Emission Level= Antenna Factor + Cable Loss + Reading -Amp factor.  
 2. The emission levels that are 20dB below the official limit are not reported.

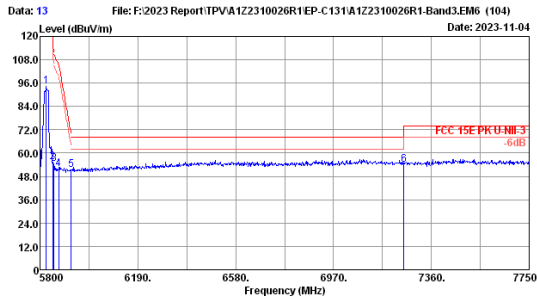


File: F:\2023 Report\TPVA122310026R1EP-C131A122310026R1-Band3.EM6 (104)  
 Date: 2023-11-04

Site no. : 3m Chamber Data no. : 12  
 Dis. / Ant. : 3m 2023 MCTD1209-3006 Ant. pol. : HORIZONTAL  
 Limit : FCC 15E PK U-NII-3  
 Env. / Ins. : 21.2°C/51.5% Engineer : nier  
 Test Mode : WIFI 5G 11n20 5745MHz TX Mode

No.	Freq. (MHz)	Ant. Factor (dB/m)	Cable Loss (dB)	Amp factor (dB)	Reading (dBuV)	Emission Level (dBuV/m)	Limits (dBuV/m)	Margin (dB)	Remark
1	5460.00	34.02	6.78	33.61	47.54	54.73	68.20	13.47	Peak
2	5650.00	33.20	6.86	33.57	47.25	53.74	68.20	14.46	Peak
3	5700.00	33.40	6.88	33.56	46.37	53.09	105.20	52.11	Peak
4	5720.00	33.48	6.89	33.56	50.81	57.62	110.80	53.18	Peak
5	5725.00	33.50	6.89	33.56	53.58	60.41	122.80	62.39	Peak
6	5744.38	33.58	6.90	33.55	92.05	98.98			Peak

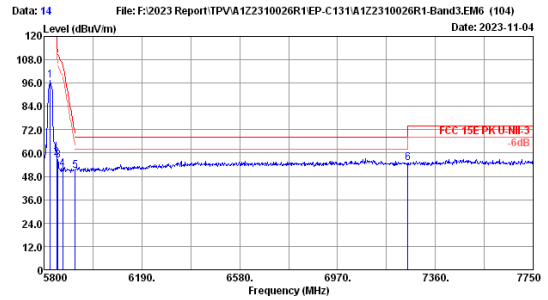
Remarks: 1. Emission Level= Antenna Factor + Cable Loss + Reading -Amp factor.  
 2. The emission levels that are 20dB below the official limit are not reported.



Site no. : 3m Chamber Data no. : 13  
 Dis. / Ant. : 3m 2023 MCTD1209-3006 Ant. pol. : VERTICAL  
 Limit : FCC 15E PK U-NII-3  
 Env. / Ins. : 21.2°C/51.5% Engineer : nier  
 Test Mode : WIFI 5G 11n20 5825MHz TX Mode

No.	Freq. (MHz)	Ant. Factor (dB/m)	Cable Loss (dB)	Amp factor (dB)	Emission Reading (dBuV)	Emission Level (dBuV/m)	Limits (dBuV/m)	Margin (dB)	Remark
1	5825.35	33.60	6.93	33.54	87.47	94.46	---	---	Peak
2	5850.00	33.60	6.94	33.53	48.48	55.49	122.20	66.71	Peak
3	5855.00	33.59	6.94	33.53	47.62	54.62	110.80	56.18	Peak
4	5875.00	33.55	6.95	33.53	44.99	51.96	105.20	53.24	Peak
5	5925.00	33.45	6.97	33.52	44.59	51.49	68.20	16.71	Peak
6	7250.00	36.70	7.47	33.88	43.63	53.92	68.20	14.28	Peak

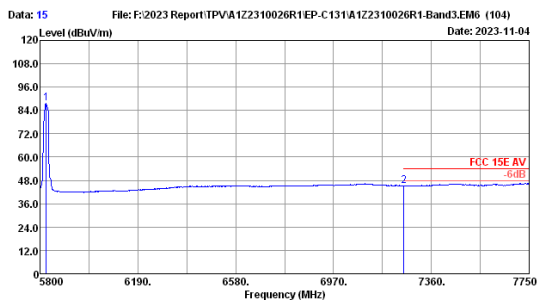
Remarks: 1. Emission Level= Antenna Factor + Cable Loss + Reading -Amp factor.  
 2. The emission levels that are 20dB below the official limit are not reported.



Site no. : 3m Chamber Data no. : 14  
 Dis. / Ant. : 3m 2023 MCTD1209-3006 Ant. pol. : HORIZONTAL  
 Limit : FCC 15E PK U-NII-3  
 Env. / Ins. : 21.2°C/51.5% Engineer : nier  
 Test Mode : WIFI 5G 11n20 5825MHz TX Mode

No.	Freq. (MHz)	Ant. Factor (dB/m)	Cable Loss (dB)	Amp factor (dB)	Emission Reading (dBuV)	Emission Level (dBuV/m)	Limits (dBuV/m)	Margin (dB)	Remark
1	5825.35	33.60	6.93	33.54	90.46	97.45	---	---	Peak
2	5850.00	33.60	6.94	33.53	50.72	57.73	122.20	64.47	Peak
3	5855.00	33.59	6.94	33.53	49.10	56.10	110.80	54.70	Peak
4	5875.00	33.55	6.95	33.53	44.67	51.64	105.20	53.56	Peak
5	5925.00	33.45	6.97	33.52	43.84	50.74	68.20	17.46	Peak
6	7250.00	36.70	7.47	33.88	44.73	55.02	68.20	13.18	Peak

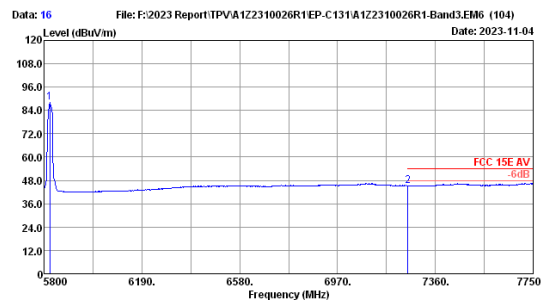
Remarks: 1. Emission Level= Antenna Factor + Cable Loss + Reading -Amp factor.  
 2. The emission levels that are 20dB below the official limit are not reported.



Site no. : 3m Chamber Data no. : 15  
 Dis. / Ant. : 3m 2023 MCTD1209-3006 Ant. pol. : HORIZONTAL  
 Limit : FCC 15E AV  
 Env. / Ins. : 21.2°C/51.5% Engineer : nier  
 Test Mode : WIFI 5G 11n20 5825MHz TX Mode

No.	Freq. (MHz)	Ant. Factor (dB/m)	Cable Loss (dB)	Amp factor (dB)	Emission Reading (dBuV)	Emission Level (dBuV/m)	Limits (dBuV/m)	Margin (dB)	Remark
1	5825.35	33.60	6.93	33.54	80.76	87.75	---	---	Average
2	7250.00	36.70	7.47	33.88	35.07	45.36	54.00	8.64	Average

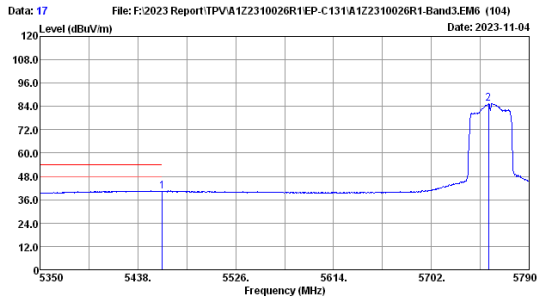
Remarks: 1. Emission Level= Antenna Factor + Cable Loss + Reading -Amp factor.  
 2. The emission levels that are 20dB below the official limit are not reported.



Site no. : 3m Chamber Data no. : 16  
 Dis. / Ant. : 3m 2023 MCTD1209-3006 Ant. pol. : VERTICAL  
 Limit : FCC 15E AV  
 Env. / Ins. : 21.2°C/51.5% Engineer : nier  
 Test Mode : WIFI 5G 11n20 5825MHz TX Mode

No.	Freq. (MHz)	Ant. Factor (dB/m)	Cable Loss (dB)	Amp factor (dB)	Emission Reading (dBuV)	Emission Level (dBuV/m)	Limits (dBuV/m)	Margin (dB)	Remark
1	5823.40	33.60	6.93	33.54	81.18	88.17	---	---	Average
2	7250.00	36.70	7.47	33.88	34.89	45.18	54.00	8.82	Average

Remarks: 1. Emission Level= Antenna Factor + Cable Loss + Reading -Amp factor.  
 2. The emission levels that are 20dB below the official limit are not reported.

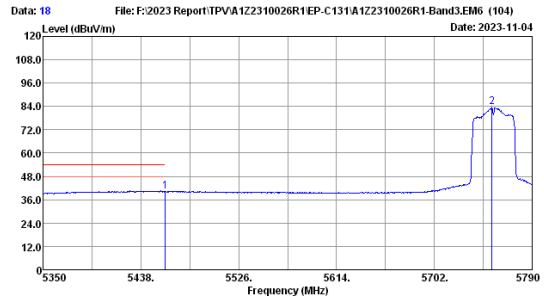


File: F:\2023 Report\TPVA122310026R1EP-C131A122310026R1-Band3.EM6 (104) Date: 2023-11-04

Site no. : 3m Chamber Data no. : 17  
 Dis. / Ant. : 3m 2023 MCTD1209-3006 Ant. pol. : HORIZONTAL  
 Limit : FCC 15E AV  
 Env. / Ins. : 21.2°C/51.5% Engineer : nier  
 Test Mode : WIFI 5G 11n40 5755MHz TX Mode

No.	Freq. (MHz)	Ant. Factor (dB/m)	Cable Loss (dB)	Amp factor (dB)	Emission Reading (dBuV)	Emission Level (dBuV/m)	Limits (dBuV/m)	Margin (dB)	Remark
1	5460.00	34.02	6.78	33.61	33.09	40.28	54.00	13.72	Average
2	5753.48	33.60	6.90	33.55	78.55	85.50	-----	-----	Average

Remarks: 1. Emission Level= Antenna Factor + Cable Loss + Reading -Amp factor.  
 2. The emission levels that are 20dB below the official limit are not reported.

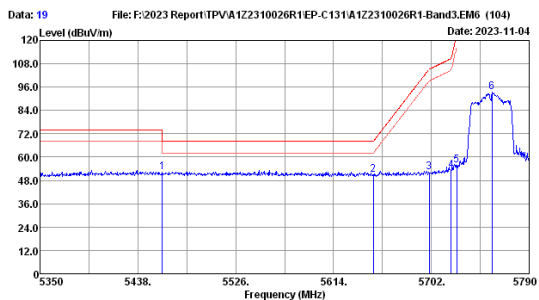


File: F:\2023 Report\TPVA122310026R1EP-C131A122310026R1-Band3.EM6 (104) Date: 2023-11-04

Site no. : 3m Chamber Data no. : 18  
 Dis. / Ant. : 3m 2023 MCTD1209-3006 Ant. pol. : VERTICAL  
 Limit : FCC 15E AV  
 Env. / Ins. : 21.2°C/51.5% Engineer : nier  
 Test Mode : WIFI 5G 11n40 5755MHz TX Mode

No.	Freq. (MHz)	Ant. Factor (dB/m)	Cable Loss (dB)	Amp factor (dB)	Emission Reading (dBuV)	Emission Level (dBuV/m)	Limits (dBuV/m)	Margin (dB)	Remark
1	5460.00	34.02	6.78	33.61	33.05	40.24	54.00	13.76	Average
2	5753.92	33.60	6.90	33.55	76.62	83.57	-----	-----	Average

Remarks: 1. Emission Level= Antenna Factor + Cable Loss + Reading -Amp factor.  
 2. The emission levels that are 20dB below the official limit are not reported.

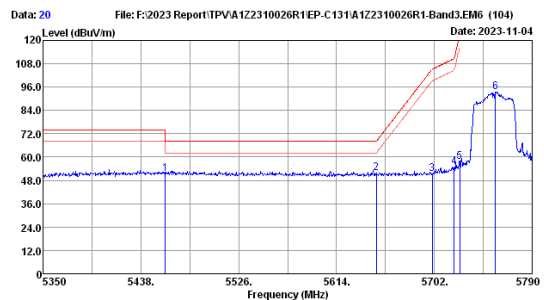


File: F:\2023 Report\TPVA122310026R1EP-C131A122310026R1-Band3.EM6 (104) Date: 2023-11-04

Site no. : 3m Chamber Data no. : 19  
 Dis. / Ant. : 3m 2023 MCTD1209-3006 Ant. pol. : VERTICAL  
 Limit : FCC 15E PK U-NII-3  
 Env. / Ins. : 21.2°C/51.5% Engineer : nier  
 Test Mode : WIFI 5G 11n40 5755MHz TX Mode

No.	Freq. (MHz)	Ant. Factor (dB/m)	Cable Loss (dB)	Amp factor (dB)	Emission Reading (dBuV)	Emission Level (dBuV/m)	Limits (dBuV/m)	Margin (dB)	Remark
1	5460.00	34.02	6.78	33.61	44.86	52.05	68.20	16.15	Peak
2	5650.00	33.20	6.86	33.57	44.32	50.81	68.20	17.39	Peak
3	5700.00	33.40	6.88	33.56	45.38	52.10	105.20	53.10	Peak
4	5720.00	33.48	6.89	33.56	46.31	53.12	110.80	57.68	Peak
5	5725.00	33.50	6.89	33.56	49.09	55.92	122.80	66.88	Peak
6	5756.56	33.60	6.90	33.55	86.29	93.24	-----	-----	Peak

Remarks: 1. Emission Level= Antenna Factor + Cable Loss + Reading -Amp factor.  
 2. The emission levels that are 20dB below the official limit are not reported.

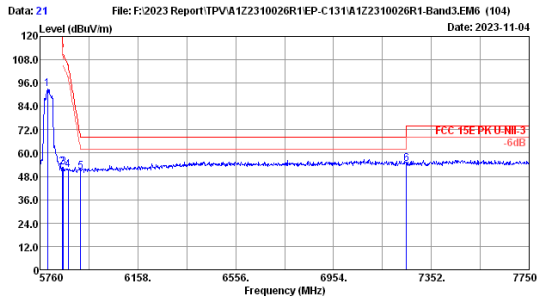


File: F:\2023 Report\TPVA122310026R1EP-C131A122310026R1-Band3.EM6 (104) Date: 2023-11-04

Site no. : 3m Chamber Data no. : 20  
 Dis. / Ant. : 3m 2023 MCTD1209-3006 Ant. pol. : HORIZONTAL  
 Limit : FCC 15E PK U-NII-3  
 Env. / Ins. : 21.2°C/51.5% Engineer : nier  
 Test Mode : WIFI 5G 11n40 5755MHz TX Mode

No.	Freq. (MHz)	Ant. Factor (dB/m)	Cable Loss (dB)	Amp factor (dB)	Emission Reading (dBuV)	Emission Level (dBuV/m)	Limits (dBuV/m)	Margin (dB)	Remark
1	5460.00	34.02	6.78	33.61	44.19	51.38	68.20	16.82	Peak
2	5650.00	33.20	6.86	33.57	45.24	51.73	68.20	16.47	Peak
3	5700.00	33.40	6.88	33.56	44.83	51.55	105.20	53.65	Peak
4	5720.00	33.48	6.89	33.56	48.02	54.83	110.80	55.97	Peak
5	5725.00	33.50	6.89	33.56	50.52	57.35	122.80	65.45	Peak
6	5757.00	33.60	6.90	33.55	86.61	93.56	-----	-----	Peak

Remarks: 1. Emission Level= Antenna Factor + Cable Loss + Reading -Amp factor.  
 2. The emission levels that are 20dB below the official limit are not reported.

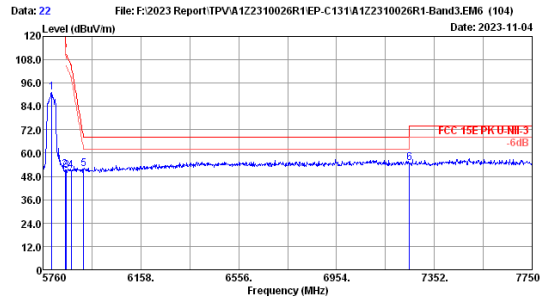


File: F:2023 Report\TPVA122310026R1EP-C131A122310026R1-Band3.EM6 (104) Date: 2023-11-04

Site no. : 3m Chamber Data no. : 21  
 Dis. / Ant. : 3m 2023 MCTD1209-3006 Ant. pol. : HORIZONTAL  
 Limit : FCC 15E PK U-NII-3  
 Env. / Ins. : 21.2°C/51.5% Engineer : nier  
 Test Mode : WIFI 5G 11n40 5795MHz TX Mode

No.	Freq. (MHz)	Ant. Factor (dB/m)	Cable Loss (dB)	Amp factor (dB)	Emission Reading (dBuV)	Emission Level (dBuV/m)	Limits (dBuV/m)	Margin (dB)	Remark
1	5789.85	33.60	6.92	33.54	86.20	93.18	122.20	69.41	Peak
2	5850.00	33.60	6.94	33.53	45.78	52.79	110.80	59.10	Peak
3	5855.00	33.59	6.94	33.53	45.70	52.70	110.80	59.10	Peak
4	5875.00	33.55	6.95	33.53	44.39	51.36	105.20	53.84	Peak
5	5925.00	33.45	6.97	33.52	43.61	50.51	68.20	17.69	Peak
6	7250.00	36.70	7.47	33.88	43.97	54.26	68.20	13.94	Peak

Remarks: 1. Emission Level= Antenna Factor + Cable Loss + Reading -Amp factor.  
 2. The emission levels that are 20dB below the official limit are not reported.

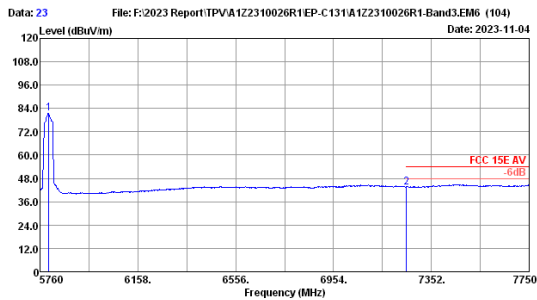


File: F:2023 Report\TPVA122310026R1EP-C131A122310026R1-Band3.EM6 (104) Date: 2023-11-04

Site no. : 3m Chamber Data no. : 22  
 Dis. / Ant. : 3m 2023 MCTD1209-3006 Ant. pol. : VERTICAL  
 Limit : FCC 15E PK U-NII-3  
 Env. / Ins. : 21.2°C/51.5% Engineer : nier  
 Test Mode : WIFI 5G 11n40 5795MHz TX Mode

No.	Freq. (MHz)	Ant. Factor (dB/m)	Cable Loss (dB)	Amp factor (dB)	Emission Reading (dBuV)	Emission Level (dBuV/m)	Limits (dBuV/m)	Margin (dB)	Remark
1	5795.82	33.60	6.92	33.54	84.40	91.38	122.20	71.05	Peak
2	5850.00	33.60	6.94	33.53	44.14	51.15	110.80	59.99	Peak
3	5855.00	33.59	6.94	33.53	43.81	50.81	110.80	54.29	Peak
4	5875.00	33.55	6.95	33.53	43.94	50.91	105.20	54.29	Peak
5	5925.00	33.45	6.97	33.52	44.80	51.70	68.20	16.50	Peak
6	7250.00	36.70	7.47	33.88	44.41	54.70	68.20	13.50	Peak

Remarks: 1. Emission Level= Antenna Factor + Cable Loss + Reading -Amp factor.  
 2. The emission levels that are 20dB below the official limit are not reported.

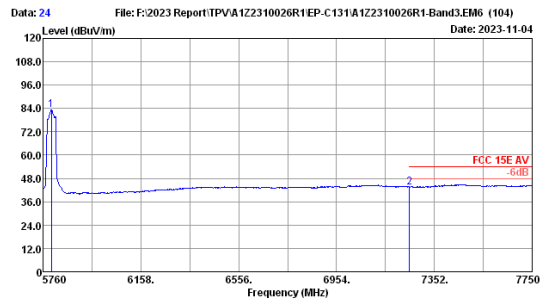


File: F:2023 Report\TPVA122310026R1EP-C131A122310026R1-Band3.EM6 (104) Date: 2023-11-04

Site no. : 3m Chamber Data no. : 23  
 Dis. / Ant. : 3m 2023 MCTD1209-3006 Ant. pol. : VERTICAL  
 Limit : FCC 15E AV  
 Env. / Ins. : 21.2°C/51.5% Engineer : nier  
 Test Mode : WIFI 5G 11n40 5795MHz TX Mode

No.	Freq. (MHz)	Ant. Factor (dB/m)	Cable Loss (dB)	Amp factor (dB)	Emission Reading (dBuV)	Emission Level (dBuV/m)	Limits (dBuV/m)	Margin (dB)	Remark
1	5795.82	33.60	6.92	33.54	74.48	81.46	54.00	10.39	Average
2	7250.00	36.70	7.47	33.88	33.32	43.61	54.00	10.39	Average

Remarks: 1. Emission Level= Antenna Factor + Cable Loss + Reading -Amp factor.  
 2. The emission levels that are 20dB below the official limit are not reported.

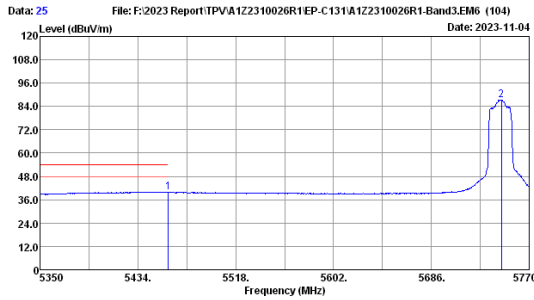


File: F:2023 Report\TPVA122310026R1EP-C131A122310026R1-Band3.EM6 (104) Date: 2023-11-04

Site no. : 3m Chamber Data no. : 24  
 Dis. / Ant. : 3m 2023 MCTD1209-3006 Ant. pol. : HORIZONTAL  
 Limit : FCC 15E AV  
 Env. / Ins. : 21.2°C/51.5% Engineer : nier  
 Test Mode : WIFI 5G 11n40 5795MHz TX Mode

No.	Freq. (MHz)	Ant. Factor (dB/m)	Cable Loss (dB)	Amp factor (dB)	Emission Reading (dBuV)	Emission Level (dBuV/m)	Limits (dBuV/m)	Margin (dB)	Remark
1	5793.83	33.60	6.92	33.54	76.37	83.35	54.00	10.52	Average
2	7250.00	36.70	7.47	33.88	33.19	43.48	54.00	10.52	Average

Remarks: 1. Emission Level= Antenna Factor + Cable Loss + Reading -Amp factor.  
 2. The emission levels that are 20dB below the official limit are not reported.

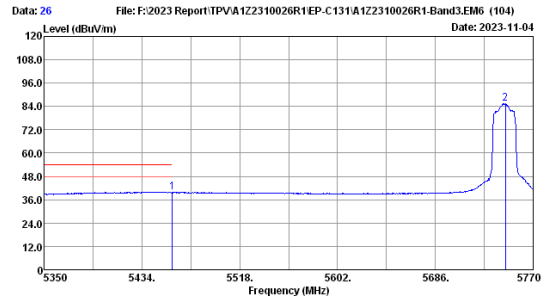


File: F:\2023 Report\TPVA122310026R1EP-C131A122310026R1-Band3.EM6 (104)  
Date: 2023-11-04

Site no. : 3m Chamber Data no. : 25  
Dis. / Ant. : 3m 2023 MCTD1209-3006 Ant. pol. : HORIZONTAL  
Limit : FCC 15E AV  
Env. / Ins. : 21.2°C/51.5% Engineer : nier  
Test Mode : WIFI 5G 11ac20 5745MHz TX Mode

No.	Freq. (MHz)	Ant. Factor (dB/m)	Cable Loss (dB)	Amp factor (dB)	Emission Reading (dBuV)	Emission Level (dBuV/m)	Limits (dBuV/m)	Margin (dB)	Remark
1	5460.00	34.02	6.78	33.61	32.50	39.69	54.00	14.31	Average
2	5746.06	33.58	6.90	33.55	80.43	87.36	-----	-----	Average

Remarks: 1. Emission Level= Antenna Factor + Cable Loss + Reading -Amp factor.  
2. The emission levels that are 20dB below the official limit are not reported.

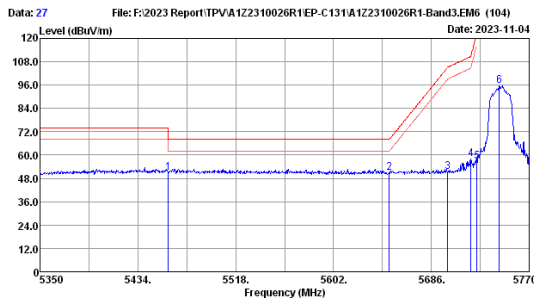


File: F:\2023 Report\TPVA122310026R1EP-C131A122310026R1-Band3.EM6 (104)  
Date: 2023-11-04

Site no. : 3m Chamber Data no. : 26  
Dis. / Ant. : 3m 2023 MCTD1209-3006 Ant. pol. : VERTICAL  
Limit : FCC 15E AV  
Env. / Ins. : 21.2°C/51.5% Engineer : nier  
Test Mode : WIFI 5G 11ac20 5745MHz TX Mode

No.	Freq. (MHz)	Ant. Factor (dB/m)	Cable Loss (dB)	Amp factor (dB)	Emission Reading (dBuV)	Emission Level (dBuV/m)	Limits (dBuV/m)	Margin (dB)	Remark
1	5460.00	34.02	6.78	33.61	32.62	39.81	54.00	14.19	Average
2	5746.06	33.58	6.90	33.55	78.51	85.44	-----	-----	Average

Remarks: 1. Emission Level= Antenna Factor + Cable Loss + Reading -Amp factor.  
2. The emission levels that are 20dB below the official limit are not reported.

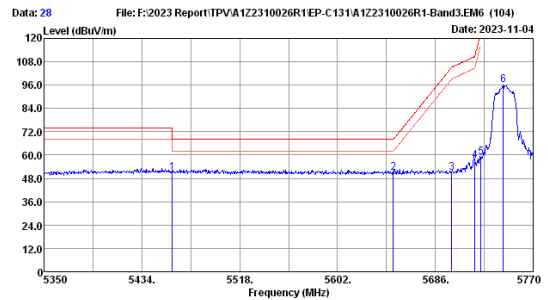


File: F:\2023 Report\TPVA122310026R1EP-C131A122310026R1-Band3.EM6 (104)  
Date: 2023-11-04

Site no. : 3m Chamber Data no. : 27  
Dis. / Ant. : 3m 2023 MCTD1209-3006 Ant. pol. : VERTICAL  
Limit : FCC 15E PK U-NII-3  
Env. / Ins. : 21.2°C/51.5% Engineer : nier  
Test Mode : WIFI 5G 11ac20 5745MHz TX Mode

No.	Freq. (MHz)	Ant. Factor (dB/m)	Cable Loss (dB)	Amp factor (dB)	Emission Reading (dBuV)	Emission Level (dBuV/m)	Limits (dBuV/m)	Margin (dB)	Remark
1	5460.00	34.02	6.78	33.61	43.75	50.94	68.20	17.26	Peak
2	5650.00	33.20	6.86	33.57	44.29	50.78	68.20	17.42	Peak
3	5700.00	33.40	6.88	33.56	44.63	51.35	105.20	53.85	Peak
4	5720.00	33.48	6.89	33.56	51.24	58.05	110.80	52.75	Peak
5	5725.00	33.50	6.89	33.56	49.99	56.82	122.80	65.98	Peak
6	5744.38	33.58	6.90	33.55	88.61	95.54	-----	-----	Peak

Remarks: 1. Emission Level= Antenna Factor + Cable Loss + Reading -Amp factor.  
2. The emission levels that are 20dB below the official limit are not reported.

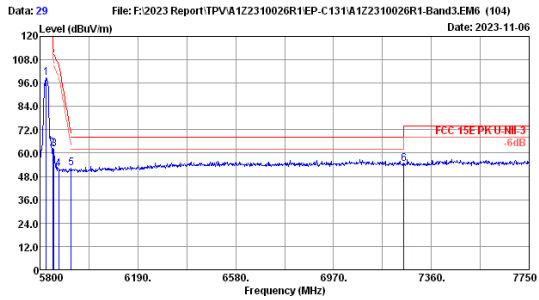


File: F:\2023 Report\TPVA122310026R1EP-C131A122310026R1-Band3.EM6 (104)  
Date: 2023-11-04

Site no. : 3m Chamber Data no. : 28  
Dis. / Ant. : 3m 2023 MCTD1209-3006 Ant. pol. : HORIZONTAL  
Limit : FCC 15E PK U-NII-3  
Env. / Ins. : 21.2°C/51.5% Engineer : nier  
Test Mode : WIFI 5G 11ac20 5745MHz TX Mode

No.	Freq. (MHz)	Ant. Factor (dB/m)	Cable Loss (dB)	Amp factor (dB)	Emission Reading (dBuV)	Emission Level (dBuV/m)	Limits (dBuV/m)	Margin (dB)	Remark
1	5460.00	34.02	6.78	33.61	43.89	51.08	68.20	17.12	Peak
2	5650.00	33.20	6.86	33.57	44.34	50.83	68.20	17.37	Peak
3	5700.00	33.40	6.88	33.56	44.41	51.13	105.20	54.07	Peak
4	5720.00	33.48	6.89	33.56	50.18	56.99	110.80	53.81	Peak
5	5725.00	33.50	6.89	33.56	51.97	58.80	122.80	64.00	Peak
6	5744.38	33.58	6.90	33.55	88.95	95.88	-----	-----	Peak

Remarks: 1. Emission Level= Antenna Factor + Cable Loss + Reading -Amp factor.  
2. The emission levels that are 20dB below the official limit are not reported.

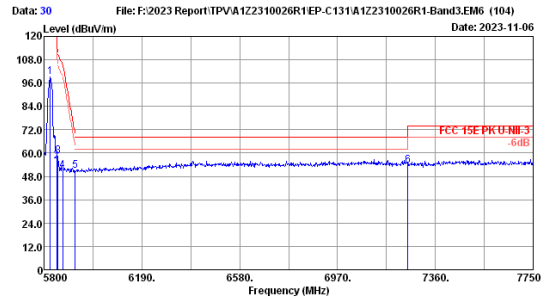


File: F:\2023 Report\TPVA122310026R1EP-C131A122310026R1-Band3.EM6 (104) Date: 2023-11-06

Site no. : 3m Chamber Data no. : 29  
 Dis. / Ant. : 3m 2023 MCTD1209-3006 Ant. pol. : HORIZONTAL  
 Limit : FCC 15E PK U-NII-3  
 Env. / Ins. : 21.2°C/51.5% Engineer : nier  
 Test Mode : WIFI 5G 11ac20 5825MHz TX Mode

No.	Freq. (MHz)	Ant. Factor (dB/m)	Cable Loss (dB)	Amp factor (dB)	Reading Level (dBuV)	Emission Level (dBuV/m)	Limits (dBuV/m)	Margin (dB)	Remark
1	5825.35	33.60	6.93	33.54	91.58	98.57	122.20	59.74	Peak
2	5850.00	33.60	6.94	33.53	55.45	62.46	110.80	49.72	Peak
3	5855.00	33.59	6.94	33.53	55.08	62.08	110.80	49.72	Peak
4	5875.00	33.55	6.95	33.53	44.81	51.78	105.20	53.42	Peak
5	5925.00	33.45	6.97	33.52	45.22	52.12	68.20	16.08	Peak
6	7250.00	36.70	7.47	33.88	44.13	54.42	68.20	13.78	Peak

Remarks: 1. Emission Level= Antenna Factor + Cable Loss + Reading -Amp factor.  
 2. The emission levels that are 20dB below the official limit are not reported.

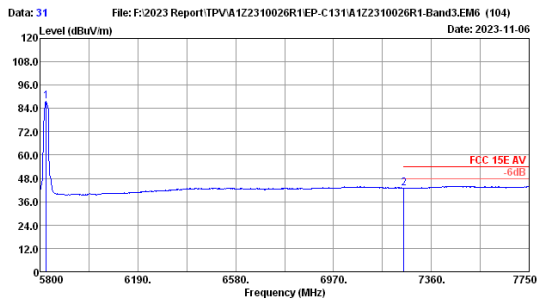


File: F:\2023 Report\TPVA122310026R1EP-C131A122310026R1-Band3.EM6 (104) Date: 2023-11-06

Site no. : 3m Chamber Data no. : 30  
 Dis. / Ant. : 3m 2023 MCTD1209-3006 Ant. pol. : VERTICAL  
 Limit : FCC 15E PK U-NII-3  
 Env. / Ins. : 21.2°C/51.5% Engineer : nier  
 Test Mode : WIFI 5G 11ac20 5825MHz TX Mode

No.	Freq. (MHz)	Ant. Factor (dB/m)	Cable Loss (dB)	Amp factor (dB)	Reading Level (dBuV)	Emission Level (dBuV/m)	Limits (dBuV/m)	Margin (dB)	Remark
1	5825.35	33.60	6.93	33.54	92.18	99.17	122.20	66.21	Peak
2	5850.00	33.60	6.94	33.53	48.98	55.99	110.80	52.44	Peak
3	5855.00	33.59	6.94	33.53	51.36	58.36	110.80	52.44	Peak
4	5875.00	33.55	6.95	33.53	43.95	50.92	105.20	54.28	Peak
5	5925.00	33.45	6.97	33.52	44.14	51.04	68.20	17.16	Peak
6	7250.00	36.70	7.47	33.88	43.38	53.67	68.20	14.53	Peak

Remarks: 1. Emission Level= Antenna Factor + Cable Loss + Reading -Amp factor.  
 2. The emission levels that are 20dB below the official limit are not reported.

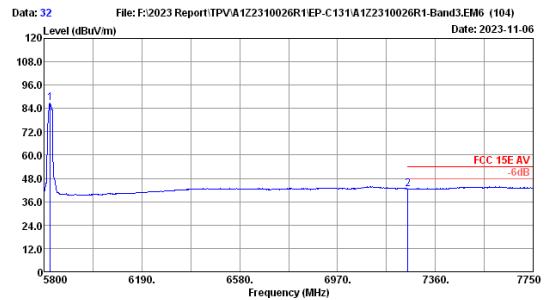


File: F:\2023 Report\TPVA122310026R1EP-C131A122310026R1-Band3.EM6 (104) Date: 2023-11-06

Site no. : 3m Chamber Data no. : 31  
 Dis. / Ant. : 3m 2023 MCTD1209-3006 Ant. pol. : VERTICAL  
 Limit : FCC 15E AV  
 Env. / Ins. : 21.2°C/51.5% Engineer : nier  
 Test Mode : WIFI 5G 11ac20 5825MHz TX Mode

No.	Freq. (MHz)	Ant. Factor (dB/m)	Cable Loss (dB)	Amp factor (dB)	Reading Level (dBuV)	Emission Level (dBuV/m)	Limits (dBuV/m)	Margin (dB)	Remark
1	5825.35	33.60	6.93	33.54	80.69	87.68	54.00	11.04	Average
2	7250.00	36.70	7.47	33.88	32.67	42.96	54.00	11.04	Average

Remarks: 1. Emission Level= Antenna Factor + Cable Loss + Reading -Amp factor.  
 2. The emission levels that are 20dB below the official limit are not reported.



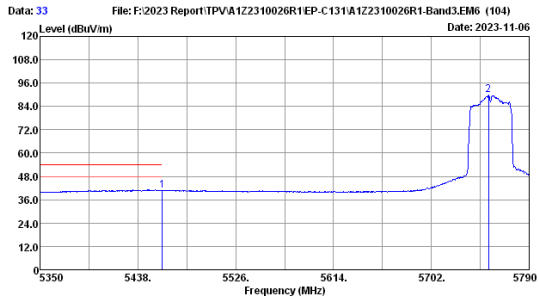
File: F:\2023 Report\TPVA122310026R1EP-C131A122310026R1-Band3.EM6 (104) Date: 2023-11-06

Site no. : 3m Chamber Data no. : 32  
 Dis. / Ant. : 3m 2023 MCTD1209-3006 Ant. pol. : HORIZONTAL  
 Limit : FCC 15E AV  
 Env. / Ins. : 21.2°C/51.5% Engineer : nier  
 Test Mode : WIFI 5G 11ac20 5825MHz TX Mode

No.	Freq. (MHz)	Ant. Factor (dB/m)	Cable Loss (dB)	Amp factor (dB)	Reading Level (dBuV)	Emission Level (dBuV/m)	Limits (dBuV/m)	Margin (dB)	Remark
1	5825.35	33.60	6.93	33.54	79.68	86.67	54.00	11.30	Average
2	7250.00	36.70	7.47	33.88	32.41	42.70	54.00	11.30	Average

Remarks: 1. Emission Level= Antenna Factor + Cable Loss + Reading -Amp factor.  
 2. The emission levels that are 20dB below the official limit are not reported.



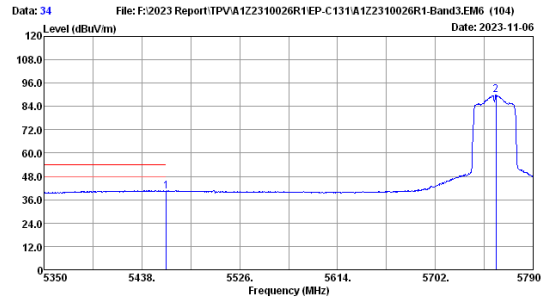


File: F:\2023 Report\TPVA122310026R1-EP-C131A122310026R1-Band3.EM6 (104)  
Date: 2023-11-06

Site no. : 3m Chamber Data no. : 33  
Dis. / Ant. : 3m 2023 MCTD1209-3006 Ant. pol. : HORIZONTAL  
Limit : FCC 15E AV  
Env. / Ins. : 21.2°C/51.5% Engineer : nier  
Test Mode : WIFI 5G 11ac40 5755MHz TX Mode

No.	Freq. (MHz)	Ant. Factor (dB/m)	Cable Loss (dB)	Amp factor (dB)	Reading (dBuV)	Emission Level (dBuV/m)	Limits (dBuV/m)	Margin (dB)	Remark
1	5460.00	34.02	6.78	33.61	33.39	40.58	54.00	13.42	Average
2	5753.48	33.60	6.90	33.55	82.95	89.90	-----	-----	Average

Remarks: 1. Emission Level= Antenna Factor + Cable Loss + Reading -Amp factor.  
2. The emission levels that are 20dB below the official limit are not reported.

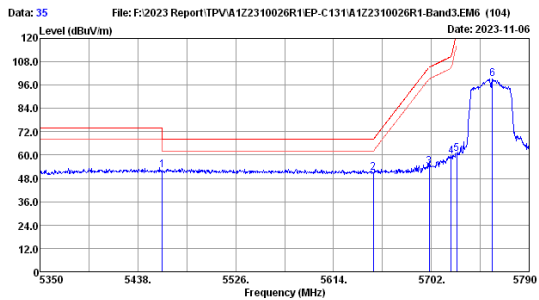


File: F:\2023 Report\TPVA122310026R1-EP-C131A122310026R1-Band3.EM6 (104)  
Date: 2023-11-06

Site no. : 3m Chamber Data no. : 34  
Dis. / Ant. : 3m 2023 MCTD1209-3006 Ant. pol. : VERTICAL  
Limit : FCC 15E AV  
Env. / Ins. : 21.2°C/51.5% Engineer : nier  
Test Mode : WIFI 5G 11ac40 5755MHz TX Mode

No.	Freq. (MHz)	Ant. Factor (dB/m)	Cable Loss (dB)	Amp factor (dB)	Reading (dBuV)	Emission Level (dBuV/m)	Limits (dBuV/m)	Margin (dB)	Remark
1	5460.00	34.02	6.78	33.61	33.06	40.25	54.00	13.75	Average
2	5756.56	33.60	6.90	33.55	82.91	89.86	-----	-----	Average

Remarks: 1. Emission Level= Antenna Factor + Cable Loss + Reading -Amp factor.  
2. The emission levels that are 20dB below the official limit are not reported.

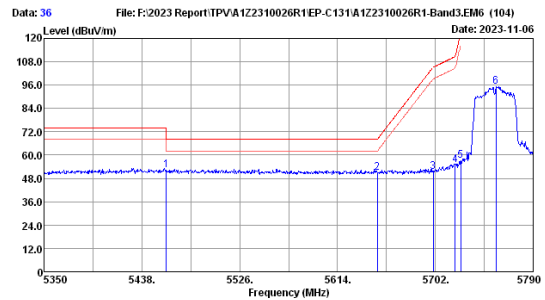


File: F:\2023 Report\TPVA122310026R1-EP-C131A122310026R1-Band3.EM6 (104)  
Date: 2023-11-06

Site no. : 3m Chamber Data no. : 35  
Dis. / Ant. : 3m 2023 MCTD1209-3006 Ant. pol. : VERTICAL  
Limit : FCC 15E PK U-NII-3  
Env. / Ins. : 21.2°C/51.5% Engineer : nier  
Test Mode : WIFI 5G 11ac40 5755MHz TX Mode

No.	Freq. (MHz)	Ant. Factor (dB/m)	Cable Loss (dB)	Amp factor (dB)	Reading (dBuV)	Emission Level (dBuV/m)	Limits (dBuV/m)	Margin (dB)	Remark
1	5460.00	34.02	6.78	33.61	45.09	52.28	68.20	15.92	Peak
2	5650.00	33.20	6.86	33.57	44.65	51.14	68.20	17.06	Peak
3	5700.00	33.40	6.88	33.56	47.15	53.87	105.20	51.33	Peak
4	5720.00	33.48	6.89	33.56	52.31	59.12	110.80	51.68	Peak
5	5725.00	33.50	6.89	33.56	53.91	60.74	122.80	62.06	Peak
6	5757.00	33.60	6.90	33.55	92.13	99.08	-----	-----	Peak

Remarks: 1. Emission Level= Antenna Factor + Cable Loss + Reading -Amp factor.  
2. The emission levels that are 20dB below the official limit are not reported.

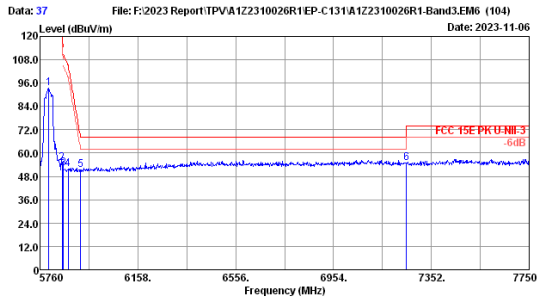


File: F:\2023 Report\TPVA122310026R1-EP-C131A122310026R1-Band3.EM6 (104)  
Date: 2023-11-06

Site no. : 3m Chamber Data no. : 36  
Dis. / Ant. : 3m 2023 MCTD1209-3006 Ant. pol. : HORIZONTAL  
Limit : FCC 15E PK U-NII-3  
Env. / Ins. : 21.2°C/51.5% Engineer : nier  
Test Mode : WIFI 5G 11ac40 5755MHz TX Mode

No.	Freq. (MHz)	Ant. Factor (dB/m)	Cable Loss (dB)	Amp factor (dB)	Reading (dBuV)	Emission Level (dBuV/m)	Limits (dBuV/m)	Margin (dB)	Remark
1	5460.00	34.02	6.78	33.61	44.90	52.09	68.20	16.11	Peak
2	5650.00	33.20	6.86	33.57	44.62	51.11	68.20	17.09	Peak
3	5700.00	33.40	6.88	33.56	44.80	51.52	105.20	53.68	Peak
4	5720.00	33.48	6.89	33.56	47.92	54.73	110.80	56.07	Peak
5	5725.00	33.50	6.89	33.56	50.24	57.07	122.80	65.73	Peak
6	5756.56	33.60	6.90	33.55	88.11	95.06	-----	-----	Peak

Remarks: 1. Emission Level= Antenna Factor + Cable Loss + Reading -Amp factor.  
2. The emission levels that are 20dB below the official limit are not reported.

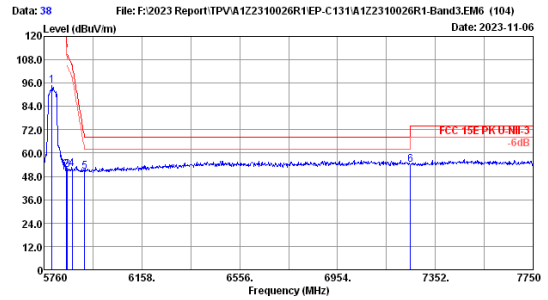


File: F:\2023 Report\TPVA122310026R1EP-C131A122310026R1-Band3.EM6 (104) Date: 2023-11-06

Site no. : 3m Chamber Data no. : 37  
 Dis. / Ant. : 3m 2023 MCTD1209-3006 Ant. pol. : HORIZONTAL  
 Limit : FCC 15E PK U-NII-3  
 Env. / Ins. : 21.2°C/51.5% Engineer : nier  
 Test Mode : WIFI 5G 11ac40 5795MHz TX Mode

No.	Freq. (MHz)	Ant. Factor (dB/m)	Cable Loss (dB)	Amp factor (dB)	Reading Level (dBuV)	Emission Level (dBuV/m)	Limits (dBuV/m)	Margin (dB)	Remark
1	5795.82	33.60	6.92	33.54	86.29	93.27	122.20	67.33	Peak
2	5850.00	33.60	6.94	33.53	47.86	54.87	110.80	59.58	Peak
3	5855.00	33.59	6.94	33.53	45.22	52.22	110.80	59.58	Peak
4	5875.00	33.55	6.95	33.53	44.81	51.78	105.20	53.42	Peak
5	5925.00	33.45	6.97	33.52	44.46	51.36	68.20	16.84	Peak
6	7250.00	36.70	7.47	33.88	44.58	54.87	68.20	13.33	Peak

Remarks: 1. Emission Level= Antenna Factor + Cable Loss + Reading -Amp factor.  
 2. The emission levels that are 20dB below the official limit are not reported.

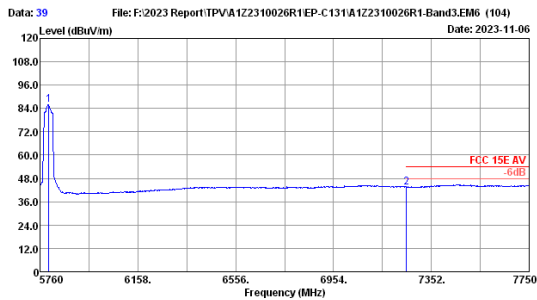


File: F:\2023 Report\TPVA122310026R1EP-C131A122310026R1-Band3.EM6 (104) Date: 2023-11-06

Site no. : 3m Chamber Data no. : 38  
 Dis. / Ant. : 3m 2023 MCTD1209-3006 Ant. pol. : VERTICAL  
 Limit : FCC 15E PK U-NII-3  
 Env. / Ins. : 21.2°C/51.5% Engineer : nier  
 Test Mode : WIFI 5G 11ac40 5795MHz TX Mode

No.	Freq. (MHz)	Ant. Factor (dB/m)	Cable Loss (dB)	Amp factor (dB)	Reading Level (dBuV)	Emission Level (dBuV/m)	Limits (dBuV/m)	Margin (dB)	Remark
1	5791.84	33.60	6.92	33.54	87.87	94.85	122.20	70.67	Peak
2	5850.00	33.60	6.94	33.53	44.52	51.53	110.80	59.50	Peak
3	5855.00	33.59	6.94	33.53	44.30	51.30	110.80	59.50	Peak
4	5875.00	33.55	6.95	33.53	44.75	51.72	105.20	53.48	Peak
5	5925.00	33.45	6.97	33.52	43.43	50.33	68.20	17.87	Peak
6	7250.00	36.70	7.47	33.88	43.95	54.24	68.20	13.96	Peak

Remarks: 1. Emission Level= Antenna Factor + Cable Loss + Reading -Amp factor.  
 2. The emission levels that are 20dB below the official limit are not reported.

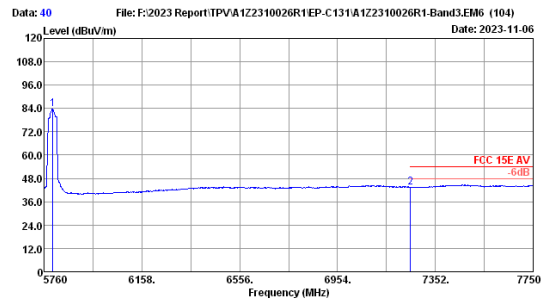


File: F:\2023 Report\TPVA122310026R1EP-C131A122310026R1-Band3.EM6 (104) Date: 2023-11-06

Site no. : 3m Chamber Data no. : 39  
 Dis. / Ant. : 3m 2023 MCTD1209-3006 Ant. pol. : VERTICAL  
 Limit : FCC 15E AV  
 Env. / Ins. : 21.2°C/51.5% Engineer : nier  
 Test Mode : WIFI 5G 11ac40 5795MHz TX Mode

No.	Freq. (MHz)	Ant. Factor (dB/m)	Cable Loss (dB)	Amp factor (dB)	Reading Level (dBuV)	Emission Level (dBuV/m)	Limits (dBuV/m)	Margin (dB)	Remark
1	5795.82	33.60	6.92	33.54	79.04	86.02	122.20	10.57	Average
2	7250.00	36.70	7.47	33.88	33.14	43.43	54.00	10.57	Average

Remarks: 1. Emission Level= Antenna Factor + Cable Loss + Reading -Amp factor.  
 2. The emission levels that are 20dB below the official limit are not reported.

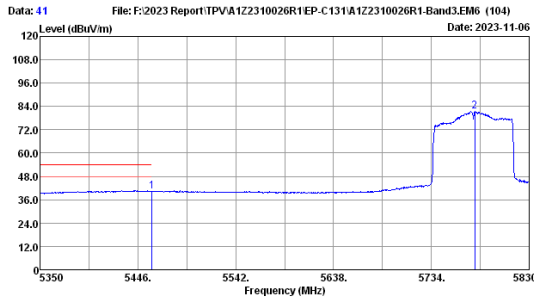


File: F:\2023 Report\TPVA122310026R1EP-C131A122310026R1-Band3.EM6 (104) Date: 2023-11-06

Site no. : 3m Chamber Data no. : 40  
 Dis. / Ant. : 3m 2023 MCTD1209-3006 Ant. pol. : HORIZONTAL  
 Limit : FCC 15E AV  
 Env. / Ins. : 21.2°C/51.5% Engineer : nier  
 Test Mode : WIFI 5G 11ac40 5795MHz TX Mode

No.	Freq. (MHz)	Ant. Factor (dB/m)	Cable Loss (dB)	Amp factor (dB)	Reading Level (dBuV)	Emission Level (dBuV/m)	Limits (dBuV/m)	Margin (dB)	Remark
1	5795.82	33.60	6.92	33.54	76.86	83.84	122.20	10.39	Average
2	7250.00	36.70	7.47	33.88	33.32	43.61	54.00	10.39	Average

Remarks: 1. Emission Level= Antenna Factor + Cable Loss + Reading -Amp factor.  
 2. The emission levels that are 20dB below the official limit are not reported.

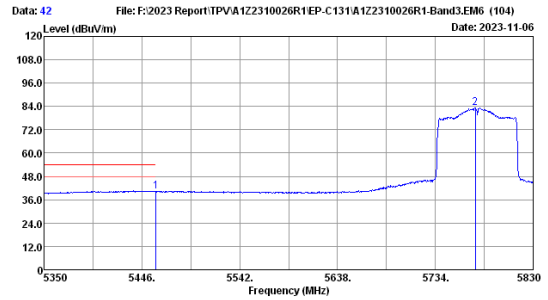


File: F:\2023 Report\TPVA122310026R1EP-C131A122310026R1-Band3.EM6 (104) Date: 2023-11-06

Site no. : 3m Chamber Data no. : 41  
 Dis. / Ant. : 3m 2023 MCTD1209-3006 Ant. pol. : HORIZONTAL  
 Limit : FCC 15E AV  
 Env. / Ins. : 21.2°C/51.5% Engineer : nier  
 Test Mode : WIFI 5G 11ac80 5775MHz TX Mode

No.	Freq. (MHz)	Ant. Factor (dB/m)	Cable Loss (dB)	Amp factor (dB)	Emission Reading (dBuV)	Emission Level (dBuV/m)	Limits (dBuV/m)	Margin (dB)	Remark
1	5460.00	34.02	6.78	33.61	33.11	40.30	54.00	13.70	Average
2	5776.72	33.60	6.91	33.55	74.38	81.34	-----	-----	Average

Remarks: 1. Emission Level= Antenna Factor + Cable Loss + Reading -Amp factor.  
 2. The emission levels that are 20dB below the official limit are not reported.

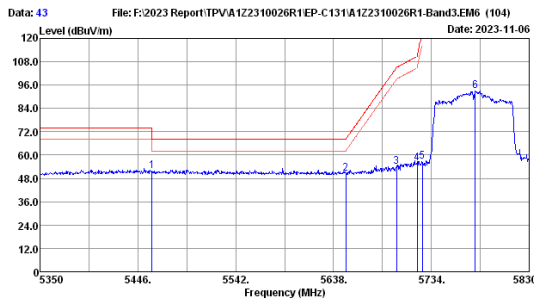


File: F:\2023 Report\TPVA122310026R1EP-C131A122310026R1-Band3.EM6 (104) Date: 2023-11-06

Site no. : 3m Chamber Data no. : 42  
 Dis. / Ant. : 3m 2023 MCTD1209-3006 Ant. pol. : VERTICAL  
 Limit : FCC 15E AV  
 Env. / Ins. : 21.2°C/51.5% Engineer : nier  
 Test Mode : WIFI 5G 11ac80 5775MHz TX Mode

No.	Freq. (MHz)	Ant. Factor (dB/m)	Cable Loss (dB)	Amp factor (dB)	Emission Reading (dBuV)	Emission Level (dBuV/m)	Limits (dBuV/m)	Margin (dB)	Remark
1	5460.00	34.02	6.78	33.61	32.99	40.18	54.00	13.82	Average
2	5773.36	33.60	6.91	33.55	76.37	83.33	-----	-----	Average

Remarks: 1. Emission Level= Antenna Factor + Cable Loss + Reading -Amp factor.  
 2. The emission levels that are 20dB below the official limit are not reported.

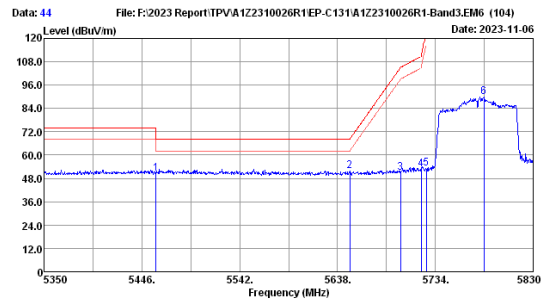


File: F:\2023 Report\TPVA122310026R1EP-C131A122310026R1-Band3.EM6 (104) Date: 2023-11-06

Site no. : 3m Chamber Data no. : 43  
 Dis. / Ant. : 3m 2023 MCTD1209-3006 Ant. pol. : VERTICAL  
 Limit : FCC 15E PK U-NII-3  
 Env. / Ins. : 21.2°C/51.5% Engineer : nier  
 Test Mode : WIFI 5G 11ac80 5775MHz TX Mode

No.	Freq. (MHz)	Ant. Factor (dB/m)	Cable Loss (dB)	Amp factor (dB)	Emission Reading (dBuV)	Emission Level (dBuV/m)	Limits (dBuV/m)	Margin (dB)	Remark
1	5460.00	34.02	6.78	33.61	44.77	51.96	68.20	16.24	Peak
2	5650.00	33.20	6.86	33.57	44.06	50.55	68.20	17.65	Peak
3	5700.00	33.40	6.88	33.56	47.26	53.98	105.20	51.22	Peak
4	5720.00	33.48	6.89	33.56	49.16	55.97	110.80	54.83	Peak
5	5725.00	33.50	6.89	33.56	50.06	56.89	122.80	65.91	Peak
6	5777.20	33.60	6.91	33.55	86.06	93.02	-----	-----	Peak

Remarks: 1. Emission Level= Antenna Factor + Cable Loss + Reading -Amp factor.  
 2. The emission levels that are 20dB below the official limit are not reported.

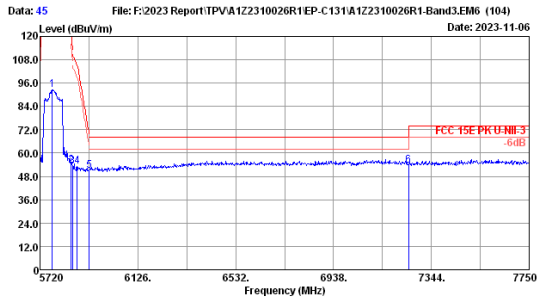


File: F:\2023 Report\TPVA122310026R1EP-C131A122310026R1-Band3.EM6 (104) Date: 2023-11-06

Site no. : 3m Chamber Data no. : 44  
 Dis. / Ant. : 3m 2023 MCTD1209-3006 Ant. pol. : HORIZONTAL  
 Limit : FCC 15E PK U-NII-3  
 Env. / Ins. : 21.2°C/51.5% Engineer : nier  
 Test Mode : WIFI 5G 11ac80 5775MHz TX Mode

No.	Freq. (MHz)	Ant. Factor (dB/m)	Cable Loss (dB)	Amp factor (dB)	Emission Reading (dBuV)	Emission Level (dBuV/m)	Limits (dBuV/m)	Margin (dB)	Remark
1	5460.00	34.02	6.78	33.61	43.48	50.67	68.20	17.53	Peak
2	5650.00	33.20	6.86	33.57	45.33	51.82	68.20	16.38	Peak
3	5700.00	33.40	6.88	33.56	44.15	50.87	105.20	54.33	Peak
4	5720.00	33.48	6.89	33.56	45.90	52.71	110.80	58.09	Peak
5	5725.00	33.50	6.89	33.56	46.28	53.11	122.80	69.69	Peak
6	5781.52	33.60	6.91	33.54	83.05	90.02	-----	-----	Peak

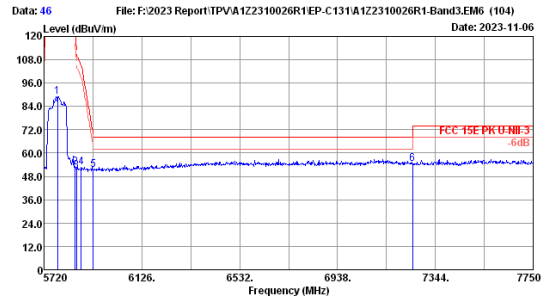
Remarks: 1. Emission Level= Antenna Factor + Cable Loss + Reading -Amp factor.  
 2. The emission levels that are 20dB below the official limit are not reported.



File: F:\2023 Report\TPVA122310026R1-EP-C131A122310026R1-Band3.EM6 (104)  
 Date: 2023-11-06  
 Site no. : 3m Chamber Data no. : 45  
 Dis. / Ant. : 3m 2023 MCTD1209-3006 Ant. pol. : VERTICAL  
 Limit : FCC 15E PK U-NII-3  
 Env. / Ins. : 21.2°C/51.5% Engineer : nier  
 Test Mode : WIFI 5G 11ac80 5775MHz TX Mode

No.	Freq. (MHz)	Ant. Factor (dB/m)	Cable Loss (dB)	Amp factor (dB)	Reading Level (dBuV)	Emission Level (dBuV/m)	Limits (dBuV/m)	Margin (dB)	Remark
1	5770.75	33.60	6.91	33.55	85.58	92.54	72.00	20.54	Peak
2	5850.00	33.60	6.94	33.53	46.57	53.59	122.20	68.62	Peak
3	5855.00	33.59	6.94	33.53	45.97	52.97	110.80	57.83	Peak
4	5875.00	33.55	6.95	33.53	46.23	53.20	105.20	52.00	Peak
5	5925.00	33.45	6.97	33.52	44.10	51.00	68.20	17.20	Peak
6	7250.00	36.70	7.47	33.88	43.47	53.76	68.20	14.44	Peak

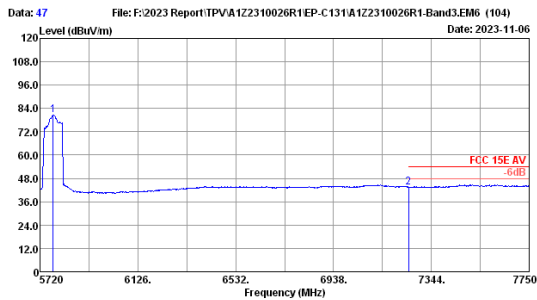
Remarks: 1. Emission Level= Antenna Factor + Cable Loss + Reading -Amp factor.  
 2. The emission levels that are 20dB below the official limit are not reported.



File: F:\2023 Report\TPVA122310026R1-EP-C131A122310026R1-Band3.EM6 (104)  
 Date: 2023-11-06  
 Site no. : 3m Chamber Data no. : 46  
 Dis. / Ant. : 3m 2023 MCTD1209-3006 Ant. pol. : HORIZONTAL  
 Limit : FCC 15E PK U-NII-3  
 Env. / Ins. : 21.2°C/51.5% Engineer : nier  
 Test Mode : WIFI 5G 11ac80 5775MHz TX Mode

No.	Freq. (MHz)	Ant. Factor (dB/m)	Cable Loss (dB)	Amp factor (dB)	Reading Level (dBuV)	Emission Level (dBuV/m)	Limits (dBuV/m)	Margin (dB)	Remark
1	5776.84	33.60	6.91	33.55	82.23	89.19	72.00	17.19	Peak
2	5850.00	33.60	6.94	33.53	45.64	52.65	122.20	69.55	Peak
3	5855.00	33.59	6.94	33.53	44.11	51.11	110.80	59.69	Peak
4	5875.00	33.55	6.95	33.53	45.51	52.48	105.20	52.72	Peak
5	5925.00	33.45	6.97	33.52	44.48	51.38	68.20	16.82	Peak
6	7250.00	36.70	7.47	33.88	44.35	54.64	68.20	13.56	Peak

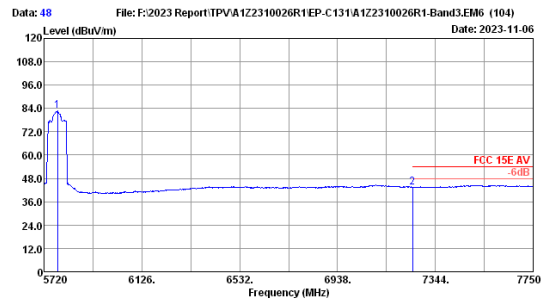
Remarks: 1. Emission Level= Antenna Factor + Cable Loss + Reading -Amp factor.  
 2. The emission levels that are 20dB below the official limit are not reported.



File: F:\2023 Report\TPVA122310026R1-EP-C131A122310026R1-Band3.EM6 (104)  
 Date: 2023-11-06  
 Site no. : 3m Chamber Data no. : 47  
 Dis. / Ant. : 3m 2023 MCTD1209-3006 Ant. pol. : HORIZONTAL  
 Limit : FCC 15E AV  
 Env. / Ins. : 21.2°C/51.5% Engineer : nier  
 Test Mode : WIFI 5G 11ac80 5775MHz TX Mode

No.	Freq. (MHz)	Ant. Factor (dB/m)	Cable Loss (dB)	Amp factor (dB)	Reading Level (dBuV)	Emission Level (dBuV/m)	Limits (dBuV/m)	Margin (dB)	Remark
1	5774.81	33.60	6.91	33.55	73.74	80.70	72.00	8.70	Average
2	7250.00	36.70	7.47	33.88	33.16	43.45	54.00	10.55	Average

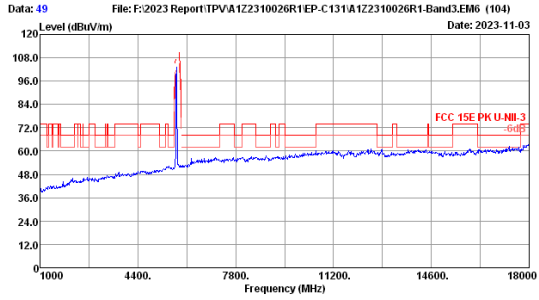
Remarks: 1. Emission Level= Antenna Factor + Cable Loss + Reading -Amp factor.  
 2. The emission levels that are 20dB below the official limit are not reported.



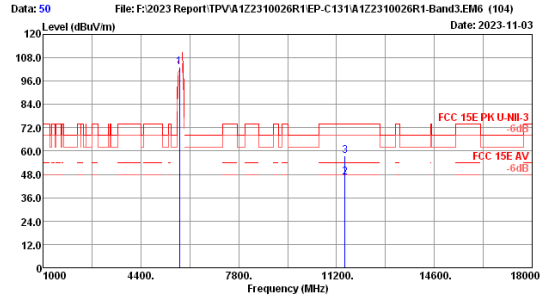
File: F:\2023 Report\TPVA122310026R1-EP-C131A122310026R1-Band3.EM6 (104)  
 Date: 2023-11-06  
 Site no. : 3m Chamber Data no. : 48  
 Dis. / Ant. : 3m 2023 MCTD1209-3006 Ant. pol. : VERTICAL  
 Limit : FCC 15E AV  
 Env. / Ins. : 21.2°C/51.5% Engineer : nier  
 Test Mode : WIFI 5G 11ac80 5775MHz TX Mode

No.	Freq. (MHz)	Ant. Factor (dB/m)	Cable Loss (dB)	Amp factor (dB)	Reading Level (dBuV)	Emission Level (dBuV/m)	Limits (dBuV/m)	Margin (dB)	Remark
1	5776.84	33.60	6.91	33.55	75.64	82.60	72.00	10.60	Average
2	7250.00	36.70	7.47	33.88	33.10	43.39	54.00	10.61	Average

Remarks: 1. Emission Level= Antenna Factor + Cable Loss + Reading -Amp factor.  
 2. The emission levels that are 20dB below the official limit are not reported.



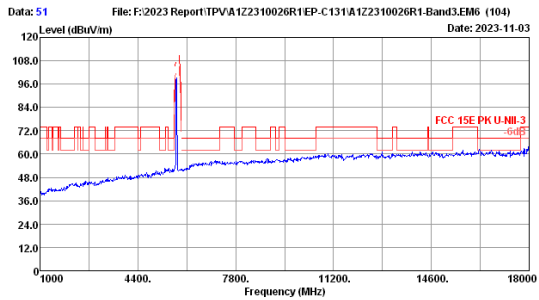
File: F:\2023 Report\TPVA122310026R1EP-C131A122310026R1-Band3.EM6 (104)  
 Date: 2023-11-03  
 Site no. : 3m Chamber Data no. : 49  
 Dis. / Ant. : 3m 2023 MCTD1209-3006 Ant. pol. : VERTICAL  
 Limit : FCC 15E PK U-NII-3  
 Env. / Ins. : 21.2°C/51.5% Engineer : nier  
 Test Mode : WIFI 5G 11a 5745MHz TX Mode



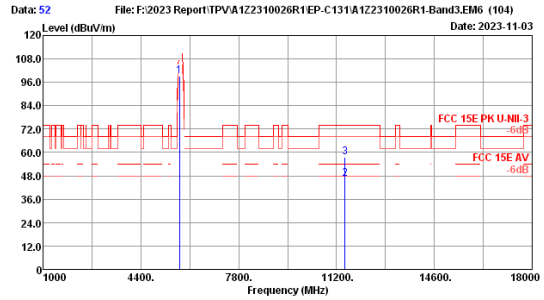
File: F:\2023 Report\TPVA122310026R1EP-C131A122310026R1-Band3.EM6 (104)  
 Date: 2023-11-03  
 Site no. : 3m Chamber Data no. : 50  
 Dis. / Ant. : 3m 2023 MCTD1209-3006 Ant. pol. : VERTICAL  
 Limit : FCC 15E PK U-NII-3  
 Env. / Ins. : 21.2°C/51.5% Engineer : nier  
 Test Mode : WIFI 5G 11a 5745MHz TX Mode

No.	Freq. (MHz)	Ant. Factor (dB/m)	Cable Loss (dB)	Amp factor (dB)	Reading (dBuV)	Emission Level (dBuV/m)	Limits (dBuV/m)	Margin (dB)	Remark
1	5745.00	33.58	6.90	33.55	96.24	103.17	72.00	7.49	Peak
	211490.00	38.59	8.40	33.60	33.12	46.51	54.00	7.57	Average
	311490.00	38.59	8.40	33.60	44.25	57.64	74.00	16.36	Peak

Remarks: 1. Emission Level= Antenna Factor + Cable Loss + Reading -Amp factor.  
 2. The emission levels that are 20dB below the official limit are not reported.



File: F:\2023 Report\TPVA122310026R1EP-C131A122310026R1-Band3.EM6 (104)  
 Date: 2023-11-03  
 Site no. : 3m Chamber Data no. : 51  
 Dis. / Ant. : 3m 2023 MCTD1209-3006 Ant. pol. : HORIZONTAL  
 Limit : FCC 15E PK U-NII-3  
 Env. / Ins. : 21.2°C/51.5% Engineer : nier  
 Test Mode : WIFI 5G 11a 5745MHz TX Mode

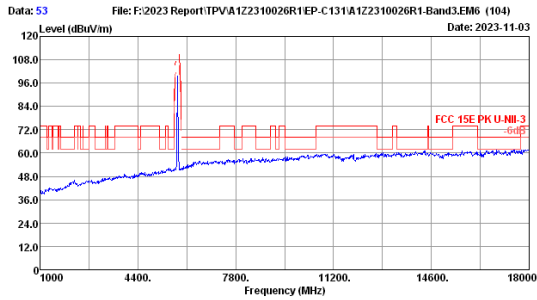


File: F:\2023 Report\TPVA122310026R1EP-C131A122310026R1-Band3.EM6 (104)  
 Date: 2023-11-03  
 Site no. : 3m Chamber Data no. : 52  
 Dis. / Ant. : 3m 2023 MCTD1209-3006 Ant. pol. : HORIZONTAL  
 Limit : FCC 15E PK U-NII-3  
 Env. / Ins. : 21.2°C/51.5% Engineer : nier  
 Test Mode : WIFI 5G 11a 5745MHz TX Mode

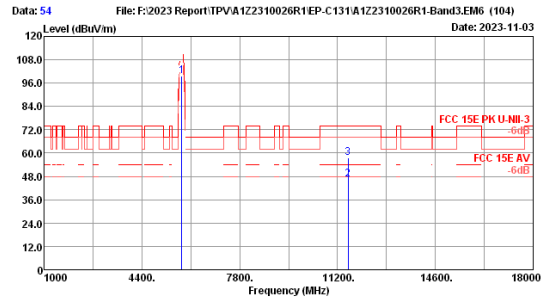
No.	Freq. (MHz)	Ant. Factor (dB/m)	Cable Loss (dB)	Amp factor (dB)	Reading (dBuV)	Emission Level (dBuV/m)	Limits (dBuV/m)	Margin (dB)	Remark
1	5745.00	33.58	6.90	33.55	92.07	99.00	72.00	7.57	Peak
	211490.00	38.59	8.40	33.60	33.04	46.43	54.00	7.57	Average
	311490.00	38.59	8.40	33.60	44.30	57.69	74.00	16.31	Peak

Remarks: 1. Emission Level= Antenna Factor + Cable Loss + Reading -Amp factor.  
 2. The emission levels that are 20dB below the official limit are not reported.

FCC ID: APYBSC0004



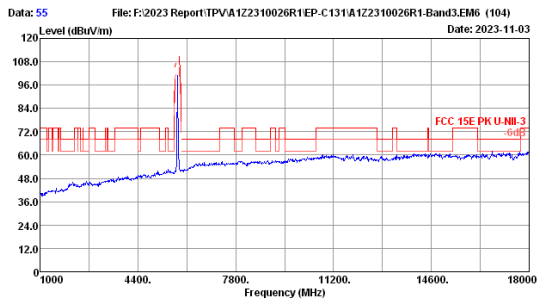
Site no. : 3m Chamber Data no. : 53  
 Dis. / Ant. : 3m 2023 MCTD1209-3006 Ant. pol. : HORIZONTAL  
 Limit : FCC 15E PK U-NII-3  
 Env. / Ins. : 21.2°C/51.5% Engineer : nier  
 Test Mode : WIFI 5G 11a 5785MHz TX Mode



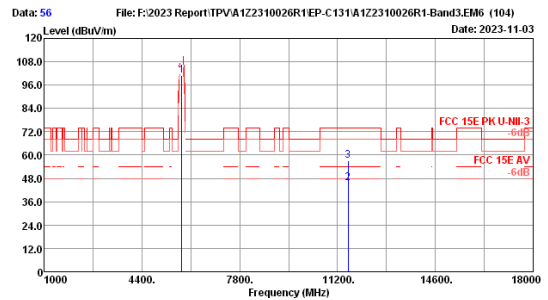
Site no. : 3m Chamber Data no. : 54  
 Dis. / Ant. : 3m 2023 MCTD1209-3006 Ant. pol. : HORIZONTAL  
 Limit : FCC 15E PK U-NII-3  
 Env. / Ins. : 21.2°C/51.5% Engineer : nier  
 Test Mode : WIFI 5G 11a 5785MHz TX Mode

No.	Freq. (MHz)	Ant. Factor (dB/m)	Cable Loss (dB)	Amp factor (dB)	Reading (dBuV)	Emission Level (dBuV/m)	Limits (dBuV/m)	Margin (dB)	Remark
1	5785.00	33.60	6.91	33.54	92.67	99.64	72.00	27.64	Peak
	211570.00	38.60	8.41	33.62	33.08	46.47	54.00	7.53	Average
	311570.00	38.60	8.41	33.62	44.36	57.75	74.00	16.25	Peak

Remarks: 1. Emission Level= Antenna Factor + Cable Loss + Reading - Amp factor.  
 2. The emission levels that are 20dB below the official limit are not reported.



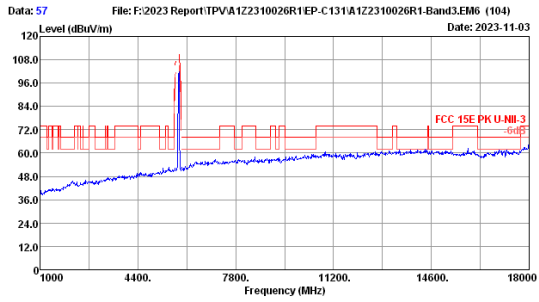
Site no. : 3m Chamber Data no. : 55  
 Dis. / Ant. : 3m 2023 MCTD1209-3006 Ant. pol. : VERTICAL  
 Limit : FCC 15E PK U-NII-3  
 Env. / Ins. : 21.2°C/51.5% Engineer : nier  
 Test Mode : WIFI 5G 11a 5785MHz TX Mode



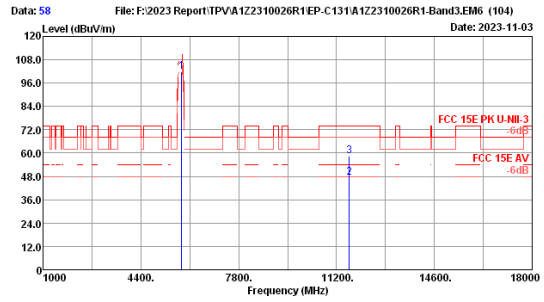
Site no. : 3m Chamber Data no. : 56  
 Dis. / Ant. : 3m 2023 MCTD1209-3006 Ant. pol. : VERTICAL  
 Limit : FCC 15E PK U-NII-3  
 Env. / Ins. : 21.2°C/51.5% Engineer : nier  
 Test Mode : WIFI 5G 11a 5785MHz TX Mode

No.	Freq. (MHz)	Ant. Factor (dB/m)	Cable Loss (dB)	Amp factor (dB)	Reading (dBuV)	Emission Level (dBuV/m)	Limits (dBuV/m)	Margin (dB)	Remark
1	5785.00	33.60	6.91	33.54	93.92	100.89	72.00	28.89	Peak
	211570.00	38.60	8.41	33.62	32.15	45.54	54.00	8.46	Average
	311570.00	38.60	8.41	33.62	43.69	57.08	74.00	16.92	Peak

Remarks: 1. Emission Level= Antenna Factor + Cable Loss + Reading - Amp factor.  
 2. The emission levels that are 20dB below the official limit are not reported.



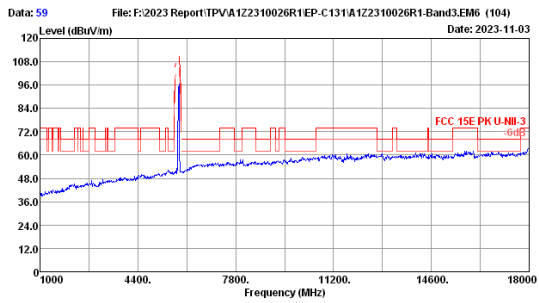
File: F:\2023 Report\TPVA122310026R1EP-C131A122310026R1-Band3.EM6 (104)  
 Date: 2023-11-03  
 Site no. : 3m Chamber Data no. : 57  
 Dis. / Ant. : 3m 2023 MCTD1209-3006 Ant. pol. : VERTICAL  
 Limit : FCC 15E PK U-NII-3  
 Env. / Ins. : 21.2°C/51.5% Engineer : nier  
 Test Mode : WIFI 5G 11a 5825MHz TX Mode



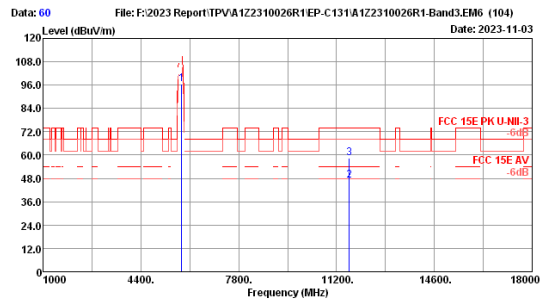
File: F:\2023 Report\TPVA122310026R1EP-C131A122310026R1-Band3.EM6 (104)  
 Date: 2023-11-03  
 Site no. : 3m Chamber Data no. : 58  
 Dis. / Ant. : 3m 2023 MCTD1209-3006 Ant. pol. : VERTICAL  
 Limit : FCC 15E PK U-NII-3  
 Env. / Ins. : 21.2°C/51.5% Engineer : nier  
 Test Mode : WIFI 5G 11a 5825MHz TX Mode

No.	Freq. (MHz)	Ant. Factor (dB/m)	Cable Loss (dB)	Amp factor (dB)	Reading (dBuV)	Emission Level (dBuV/m)	Limits (dBuV/m)	Margin (dB)	Remark
1	5825.00	33.60	6.93	33.54	94.85	101.84	54.00	6.40	Peak
	211650.00	38.55	8.43	33.63	34.25	47.60	54.00	15.41	Average
	311650.00	38.55	8.43	33.63	45.24	58.59	74.00		Peak

Remarks: 1. Emission Level= Antenna Factor + Cable Loss + Reading - Amp factor.  
 2. The emission levels that are 20dB below the official limit are not reported.



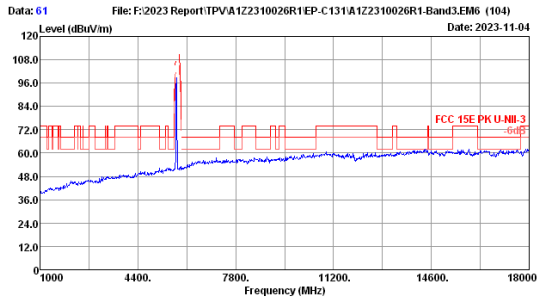
File: F:\2023 Report\TPVA122310026R1EP-C131A122310026R1-Band3.EM6 (104)  
 Date: 2023-11-03  
 Site no. : 3m Chamber Data no. : 59  
 Dis. / Ant. : 3m 2023 MCTD1209-3006 Ant. pol. : HORIZONTAL  
 Limit : FCC 15E PK U-NII-3  
 Env. / Ins. : 21.2°C/51.5% Engineer : nier  
 Test Mode : WIFI 5G 11a 5825MHz TX Mode



File: F:\2023 Report\TPVA122310026R1EP-C131A122310026R1-Band3.EM6 (104)  
 Date: 2023-11-03  
 Site no. : 3m Chamber Data no. : 60  
 Dis. / Ant. : 3m 2023 MCTD1209-3006 Ant. pol. : HORIZONTAL  
 Limit : FCC 15E PK U-NII-3  
 Env. / Ins. : 21.2°C/51.5% Engineer : nier  
 Test Mode : WIFI 5G 11a 5825MHz TX Mode

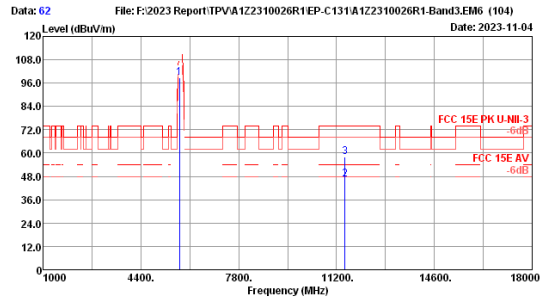
No.	Freq. (MHz)	Ant. Factor (dB/m)	Cable Loss (dB)	Amp factor (dB)	Reading (dBuV)	Emission Level (dBuV/m)	Limits (dBuV/m)	Margin (dB)	Remark
1	5825.00	33.60	6.93	33.54	89.58	96.57	54.00	7.16	Peak
	211650.00	38.55	8.43	33.63	33.49	46.84	54.00	15.73	Peak
	311650.00	38.55	8.43	33.63	44.92	58.27	74.00		Peak

Remarks: 1. Emission Level= Antenna Factor + Cable Loss + Reading - Amp factor.  
 2. The emission levels that are 20dB below the official limit are not reported.



File: F:\2023 Report\TPVA122310026R1EP-C131A122310026R1-Band3.EM6 (104)  
Date: 2023-11-04

Site no. : 3m Chamber Data no. : 61  
Dis. / Ant. : 3m 2023 MCTD1209-3006 Ant. pol. : HORIZONTAL  
Limit : FCC 15E PK U-NII-3  
Env. / Ins. : 21.2°C/51.5% Engineer : nier  
Test Mode : WIFI 5G 11n20 5745MHz TX Mode

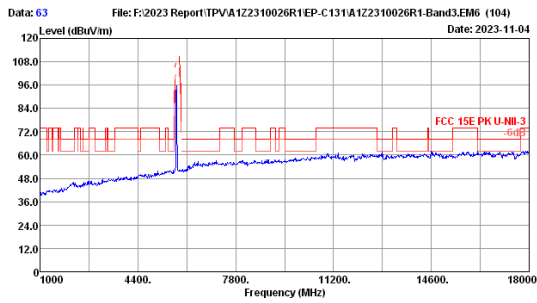


File: F:\2023 Report\TPVA122310026R1EP-C131A122310026R1-Band3.EM6 (104)  
Date: 2023-11-04

Site no. : 3m Chamber Data no. : 62  
Dis. / Ant. : 3m 2023 MCTD1209-3006 Ant. pol. : HORIZONTAL  
Limit : FCC 15E PK U-NII-3  
Env. / Ins. : 21.2°C/51.5% Engineer : nier  
Test Mode : WIFI 5G 11n20 5745MHz TX Mode

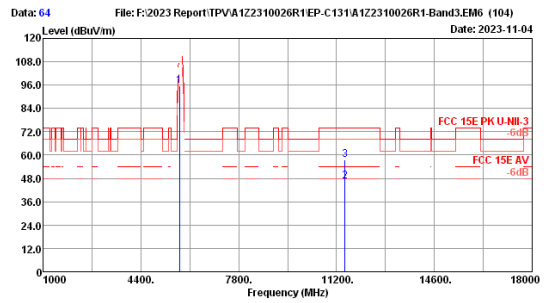
No.	Freq. (MHz)	Ant. Factor (dB/m)	Cable Loss (dB)	Amp factor (dB)	Reading Level (dBuV)	Emission Level (dBuV/m)	Limits (dBuV/m)	Margin (dB)	Remark
1	5745.00	33.58	6.90	33.55	91.73	98.66	72.00	7.48	Peak
	211490.00	38.59	8.40	33.60	33.13	46.52	54.00	7.48	Average
	311490.00	38.59	8.40	33.60	44.52	57.91	74.00	16.09	Peak

Remarks: 1. Emission Level= Antenna Factor + Cable Loss + Reading - Amp factor.  
2. The emission levels that are 20dB below the official limit are not reported.



File: F:\2023 Report\TPVA122310026R1EP-C131A122310026R1-Band3.EM6 (104)  
Date: 2023-11-04

Site no. : 3m Chamber Data no. : 63  
Dis. / Ant. : 3m 2023 MCTD1209-3006 Ant. pol. : VERTICAL  
Limit : FCC 15E PK U-NII-3  
Env. / Ins. : 21.2°C/51.5% Engineer : nier  
Test Mode : WIFI 5G 11n20 5745MHz TX Mode



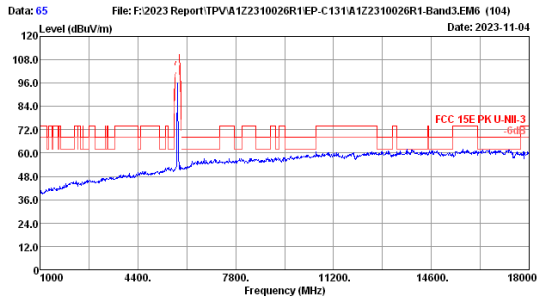
File: F:\2023 Report\TPVA122310026R1EP-C131A122310026R1-Band3.EM6 (104)  
Date: 2023-11-04

Site no. : 3m Chamber Data no. : 64  
Dis. / Ant. : 3m 2023 MCTD1209-3006 Ant. pol. : VERTICAL  
Limit : FCC 15E PK U-NII-3  
Env. / Ins. : 21.2°C/51.5% Engineer : nier  
Test Mode : WIFI 5G 11n20 5745MHz TX Mode

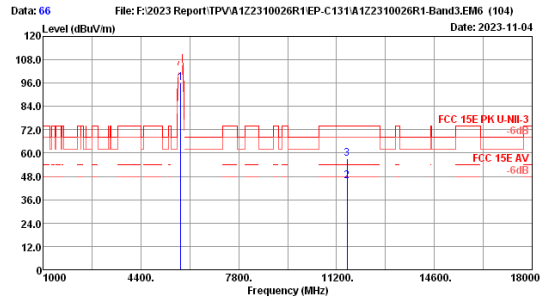
No.	Freq. (MHz)	Ant. Factor (dB/m)	Cable Loss (dB)	Amp factor (dB)	Reading Level (dBuV)	Emission Level (dBuV/m)	Limits (dBuV/m)	Margin (dB)	Remark
1	5745.00	33.58	6.90	33.55	88.68	95.61	72.00	7.57	Peak
	211490.00	38.59	8.40	33.60	33.04	46.43	54.00	7.57	Average
	311490.00	38.59	8.40	33.60	44.26	57.65	74.00	16.35	Peak

Remarks: 1. Emission Level= Antenna Factor + Cable Loss + Reading - Amp factor.  
2. The emission levels that are 20dB below the official limit are not reported.





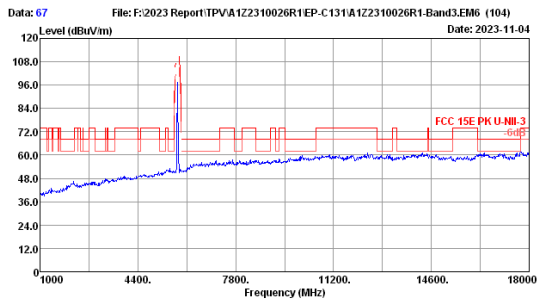
Site no. : 3m Chamber Data no. : 65  
 Dis. / Ant. : 3m 2023 MCTD1209-3006 Ant. pol. : VERTICAL  
 Limit : FCC 15E PK U-NII-3  
 Env. / Ins. : 21.2°C/51.5% Engineer : nier  
 Test Mode : WIFI 5G 11n20 5785MHz TX Mode



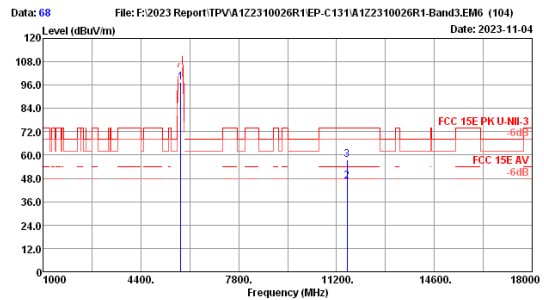
Site no. : 3m Chamber Data no. : 66  
 Dis. / Ant. : 3m 2023 MCTD1209-3006 Ant. pol. : VERTICAL  
 Limit : FCC 15E PK U-NII-3  
 Env. / Ins. : 21.2°C/51.5% Engineer : nier  
 Test Mode : WIFI 5G 11n20 5785MHz TX Mode

No.	Freq. (MHz)	Ant. Factor (dB/m)	Cable Loss (dB)	Amp factor (dB)	Reading (dBuV)	Emission Level (dBuV/m)	Limits (dBuV/m)	Margin (dB)	Remark
1	5785.00	33.60	6.91	33.54	89.22	96.19	54.00	8.46	Peak
	211570.00	38.60	8.41	33.62	32.15	45.54	74.00	16.91	Average
	311570.00	38.60	8.41	33.62	43.70	57.09	74.00	16.91	Peak

Remarks: 1. Emission Level= Antenna Factor + Cable Loss + Reading - Amp factor.  
 2. The emission levels that are 20dB below the official limit are not reported.



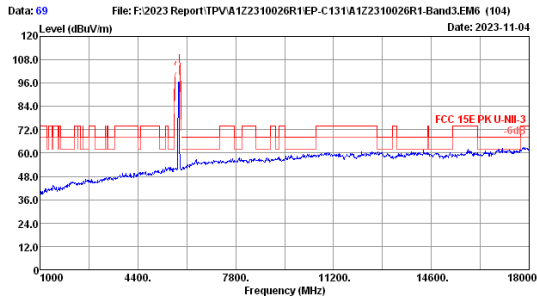
Site no. : 3m Chamber Data no. : 67  
 Dis. / Ant. : 3m 2023 MCTD1209-3006 Ant. pol. : HORIZONTAL  
 Limit : FCC 15E PK U-NII-3  
 Env. / Ins. : 21.2°C/51.5% Engineer : nier  
 Test Mode : WIFI 5G 11n20 5785MHz TX Mode



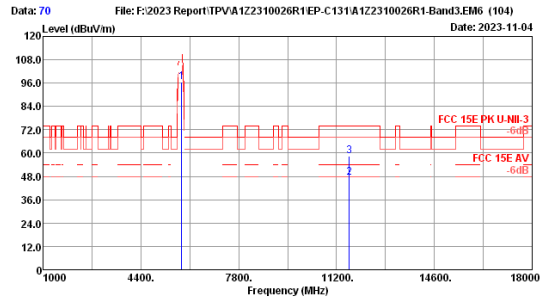
Site no. : 3m Chamber Data no. : 68  
 Dis. / Ant. : 3m 2023 MCTD1209-3006 Ant. pol. : HORIZONTAL  
 Limit : FCC 15E PK U-NII-3  
 Env. / Ins. : 21.2°C/51.5% Engineer : nier  
 Test Mode : WIFI 5G 11n20 5785MHz TX Mode

No.	Freq. (MHz)	Ant. Factor (dB/m)	Cable Loss (dB)	Amp factor (dB)	Reading (dBuV)	Emission Level (dBuV/m)	Limits (dBuV/m)	Margin (dB)	Remark
1	5785.00	33.60	6.91	33.54	90.23	97.20	74.00	7.54	Peak
	211570.00	38.60	8.41	33.62	33.07	46.46	74.00	16.39	Average
	311570.00	38.60	8.41	33.62	44.22	57.61	74.00	16.39	Peak

Remarks: 1. Emission Level= Antenna Factor + Cable Loss + Reading - Amp factor.  
 2. The emission levels that are 20dB below the official limit are not reported.



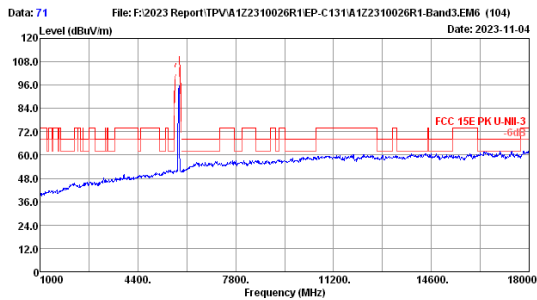
Site no. : 3m Chamber Data no. : 69  
 Dis. / Ant. : 3m 2023 MCTD1209-3006 Ant. pol. : HORIZONTAL  
 Limit : FCC 15E PK U-NII-3  
 Env. / Ins. : 21.2°C/51.5% Engineer : nier  
 Test Mode : WIFI 5G 11n20 5825MHz TX Mode



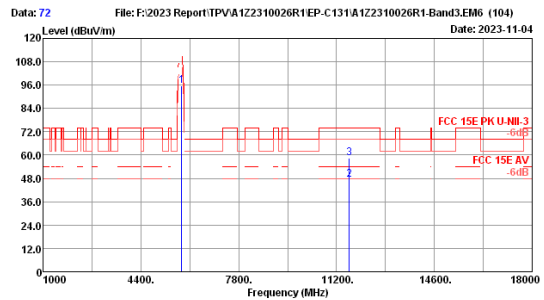
Site no. : 3m Chamber Data no. : 70  
 Dis. / Ant. : 3m 2023 MCTD1209-3006 Ant. pol. : HORIZONTAL  
 Limit : FCC 15E PK U-NII-3  
 Env. / Ins. : 21.2°C/51.5% Engineer : nier  
 Test Mode : WIFI 5G 11n20 5825MHz TX Mode

No.	Freq. (MHz)	Ant. Factor (dB/m)	Cable Loss (dB)	Amp factor (dB)	Reading (dBuV)	Emission Level (dBuV/m)	Limits (dBuV/m)	Margin (dB)	Remark
1	5825.00	33.60	6.93	33.54	89.76	96.75	74.00	6.48	Peak
	211650.00	38.55	8.43	33.63	34.17	47.52	54.00	6.48	Average
	311650.00	38.55	8.43	33.63	45.17	58.52	74.00	15.48	Peak

Remarks: 1. Emission Level= Antenna Factor + Cable Loss + Reading - Amp factor.  
 2. The emission levels that are 20dB below the official limit are not reported.



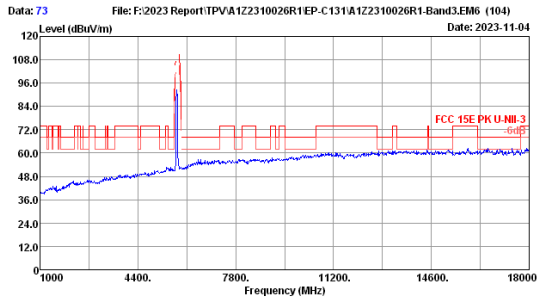
Site no. : 3m Chamber Data no. : 71  
 Dis. / Ant. : 3m 2023 MCTD1209-3006 Ant. pol. : VERTICAL  
 Limit : FCC 15E PK U-NII-3  
 Env. / Ins. : 21.2°C/51.5% Engineer : nier  
 Test Mode : WIFI 5G 11n20 5825MHz TX Mode



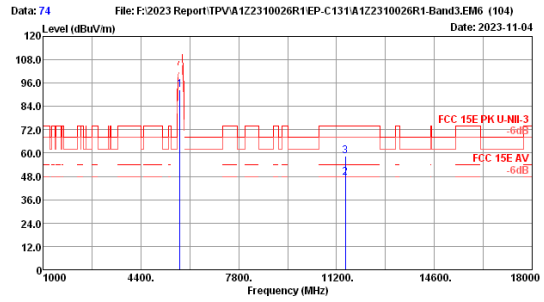
Site no. : 3m Chamber Data no. : 72  
 Dis. / Ant. : 3m 2023 MCTD1209-3006 Ant. pol. : VERTICAL  
 Limit : FCC 15E PK U-NII-3  
 Env. / Ins. : 21.2°C/51.5% Engineer : nier  
 Test Mode : WIFI 5G 11n20 5825MHz TX Mode

No.	Freq. (MHz)	Ant. Factor (dB/m)	Cable Loss (dB)	Amp factor (dB)	Reading (dBuV)	Emission Level (dBuV/m)	Limits (dBuV/m)	Margin (dB)	Remark
1	5825.00	33.60	6.93	33.54	88.59	95.58	74.00	6.46	Peak
	211650.00	38.55	8.43	33.63	34.19	47.54	54.00	6.46	Average
	311650.00	38.55	8.43	33.63	45.02	58.37	74.00	15.63	Peak

Remarks: 1. Emission Level= Antenna Factor + Cable Loss + Reading - Amp factor.  
 2. The emission levels that are 20dB below the official limit are not reported.



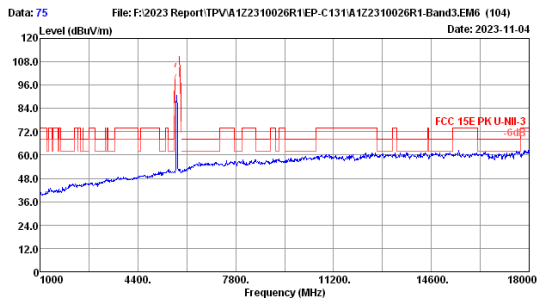
File: F:\2023 Report\TPVA122310026R1EP-C131A122310026R1-Band3.EM6 (104)  
 Date: 2023-11-04  
 Site no. : 3m Chamber Data no. : 73  
 Dis. / Ant. : 3m 2023 MCTD1209-3006 Ant. pol. : HORIZONTAL  
 Limit : FCC 15E PK U-NII-3  
 Env. / Ins. : 21.2°C/51.5% Engineer : nier  
 Test Mode : WIFI 5G 11n40 5755MHz TX Mode



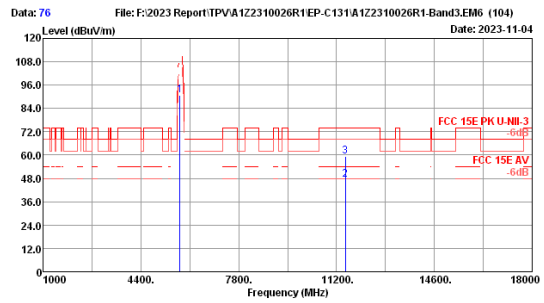
File: F:\2023 Report\TPVA122310026R1EP-C131A122310026R1-Band3.EM6 (104)  
 Date: 2023-11-04  
 Site no. : 3m Chamber Data no. : 74  
 Dis. / Ant. : 3m 2023 MCTD1209-3006 Ant. pol. : HORIZONTAL  
 Limit : FCC 15E PK U-NII-3  
 Env. / Ins. : 21.2°C/51.5% Engineer : nier  
 Test Mode : WIFI 5G 11n40 5755MHz TX Mode

No.	Freq. (MHz)	Ant. Factor (dB/m)	Cable Loss (dB)	Amp factor (dB)	Reading (dBuV)	Emission Level (dBuV/m)	Limits (dBuV/m)	Margin (dB)	Remark
1	5755.00	33.60	6.90	33.55	85.44	92.39	54.00	6.51	Peak
	211510.00	38.60	8.40	33.60	34.09	47.49	54.00	15.43	Average
	311510.00	38.60	8.40	33.60	45.17	58.57	74.00		Peak

Remarks: 1. Emission Level= Antenna Factor + Cable Loss + Reading - Amp factor.  
 2. The emission levels that are 20dB below the official limit are not reported.



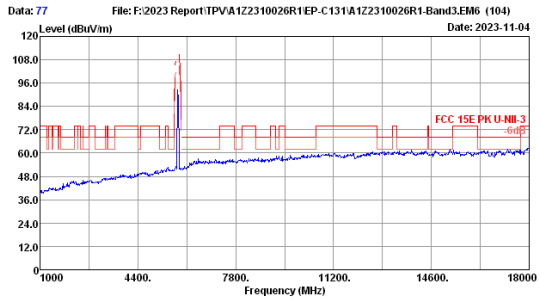
File: F:\2023 Report\TPVA122310026R1EP-C131A122310026R1-Band3.EM6 (104)  
 Date: 2023-11-04  
 Site no. : 3m Chamber Data no. : 75  
 Dis. / Ant. : 3m 2023 MCTD1209-3006 Ant. pol. : VERTICAL  
 Limit : FCC 15E PK U-NII-3  
 Env. / Ins. : 21.2°C/51.5% Engineer : nier  
 Test Mode : WIFI 5G 11n40 5755MHz TX Mode



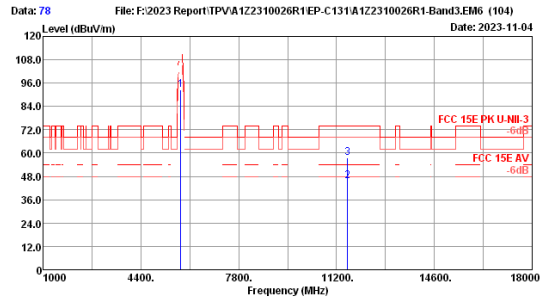
File: F:\2023 Report\TPVA122310026R1EP-C131A122310026R1-Band3.EM6 (104)  
 Date: 2023-11-04  
 Site no. : 3m Chamber Data no. : 76  
 Dis. / Ant. : 3m 2023 MCTD1209-3006 Ant. pol. : VERTICAL  
 Limit : FCC 15E PK U-NII-3  
 Env. / Ins. : 21.2°C/51.5% Engineer : nier  
 Test Mode : WIFI 5G 11n40 5755MHz TX Mode

No.	Freq. (MHz)	Ant. Factor (dB/m)	Cable Loss (dB)	Amp factor (dB)	Reading (dBuV)	Emission Level (dBuV/m)	Limits (dBuV/m)	Margin (dB)	Remark
1	5755.00	33.60	6.90	33.55	84.02	90.97	54.00	6.58	Peak
	211510.00	38.60	8.40	33.60	34.02	47.42	54.00	14.86	Average
	311510.00	38.60	8.40	33.60	45.74	59.14	74.00		Peak

Remarks: 1. Emission Level= Antenna Factor + Cable Loss + Reading - Amp factor.  
 2. The emission levels that are 20dB below the official limit are not reported.



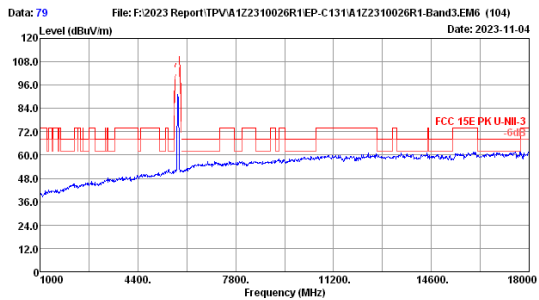
File: F:\2023 Report\TPVA122310026R1EP-C131A122310026R1-Band3.EM6 (104)  
 Date: 2023-11-04  
 Site no. : 3m Chamber Data no. : 77  
 Dis. / Ant. : 3m 2023 MCTD1209-3006 Ant. pol. : VERTICAL  
 Limit : FCC 15E PK U-NII-3  
 Env. / Ins. : 21.2°C/51.5% Engineer : nier  
 Test Mode : WIFI 5G 11n40 5795MHz TX Mode



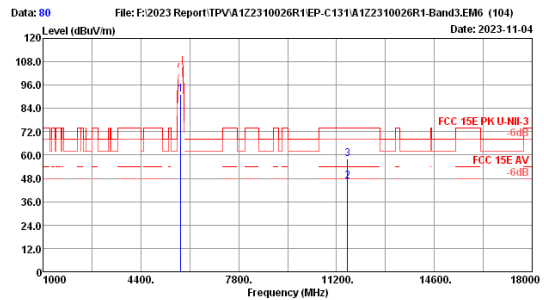
File: F:\2023 Report\TPVA122310026R1EP-C131A122310026R1-Band3.EM6 (104)  
 Date: 2023-11-04  
 Site no. : 3m Chamber Data no. : 78  
 Dis. / Ant. : 3m 2023 MCTD1209-3006 Ant. pol. : VERTICAL  
 Limit : FCC 15E PK U-NII-3  
 Env. / Ins. : 21.2°C/51.5% Engineer : nier  
 Test Mode : WIFI 5G 11n40 5795MHz TX Mode

No.	Freq. (MHz)	Ant. Factor (dB/m)	Cable Loss (dB)	Amp factor (dB)	Reading (dBuV)	Emission Level (dBuV/m)	Limits (dBuV/m)	Margin (dB)	Remark
1	5795.00	33.60	6.92	33.54	85.48	92.46	54.00	8.43	Peak
	211590.00	38.60	8.42	33.62	32.17	45.57	54.00	8.43	Average
	311590.00	38.60	8.42	33.62	43.97	57.37	74.00	16.63	Peak

Remarks: 1. Emission Level= Antenna Factor + Cable Loss + Reading - Amp factor.  
 2. The emission levels that are 20dB below the official limit are not reported.



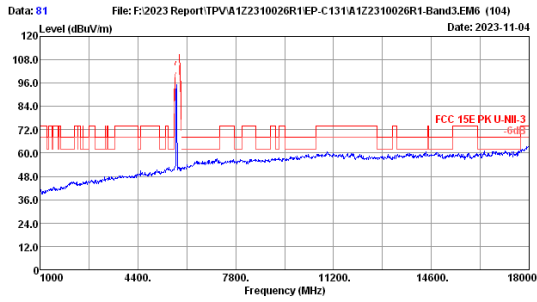
File: F:\2023 Report\TPVA122310026R1EP-C131A122310026R1-Band3.EM6 (104)  
 Date: 2023-11-04  
 Site no. : 3m Chamber Data no. : 79  
 Dis. / Ant. : 3m 2023 MCTD1209-3006 Ant. pol. : HORIZONTAL  
 Limit : FCC 15E PK U-NII-3  
 Env. / Ins. : 21.2°C/51.5% Engineer : nier  
 Test Mode : WIFI 5G 11n40 5795MHz TX Mode



File: F:\2023 Report\TPVA122310026R1EP-C131A122310026R1-Band3.EM6 (104)  
 Date: 2023-11-04  
 Site no. : 3m Chamber Data no. : 80  
 Dis. / Ant. : 3m 2023 MCTD1209-3006 Ant. pol. : HORIZONTAL  
 Limit : FCC 15E PK U-NII-3  
 Env. / Ins. : 21.2°C/51.5% Engineer : nier  
 Test Mode : WIFI 5G 11n40 5795MHz TX Mode

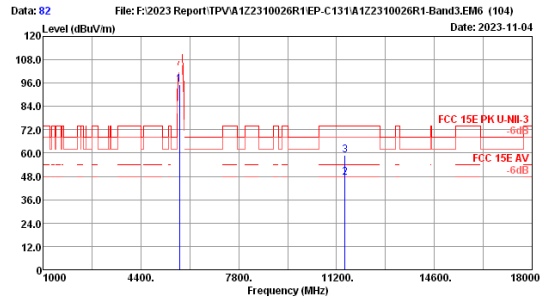
No.	Freq. (MHz)	Ant. Factor (dB/m)	Cable Loss (dB)	Amp factor (dB)	Reading (dBuV)	Emission Level (dBuV/m)	Limits (dBuV/m)	Margin (dB)	Remark
1	5795.00	33.60	6.92	33.54	84.25	91.23	54.00	7.54	Peak
	211590.00	38.60	8.42	33.62	33.06	46.46	54.00	7.54	Average
	311590.00	38.60	8.42	33.62	44.57	57.97	74.00	16.03	Peak

Remarks: 1. Emission Level= Antenna Factor + Cable Loss + Reading - Amp factor.  
 2. The emission levels that are 20dB below the official limit are not reported.



File: F:\2023 Report\TPVA122310026R1EP-C131A122310026R1-Band3.EM6 (104)  
Date: 2023-11-04

Site no. : 3m Chamber Data no. : 81  
Dis. / Ant. : 3m 2023 MCTD1209-3006 Ant. pol. : HORIZONTAL  
Limit : FCC 15E PK U-NII-3  
Env. / Ins. : 21.2°C/51.5% Engineer : nier  
Test Mode : WIFI 5G 11ac20 5745MHz TX Mode

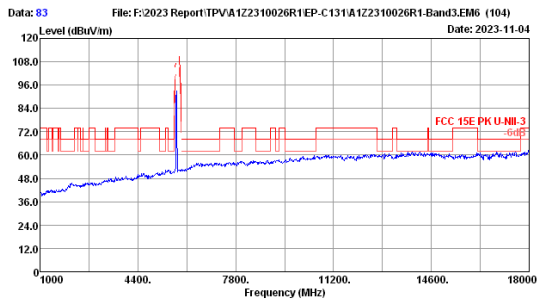


File: F:\2023 Report\TPVA122310026R1EP-C131A122310026R1-Band3.EM6 (104)  
Date: 2023-11-04

Site no. : 3m Chamber Data no. : 82  
Dis. / Ant. : 3m 2023 MCTD1209-3006 Ant. pol. : HORIZONTAL  
Limit : FCC 15E PK U-NII-3  
Env. / Ins. : 21.2°C/51.5% Engineer : nier  
Test Mode : WIFI 5G 11ac20 5745MHz TX Mode

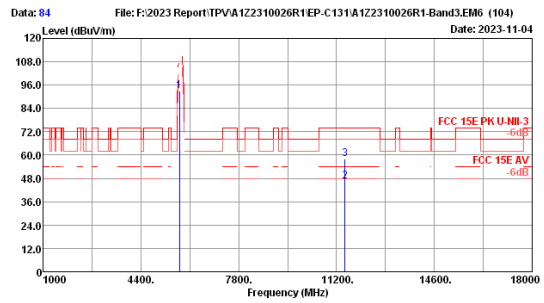
No.	Freq. (MHz)	Ant. Factor (dB/m)	Cable Loss (dB)	Amp factor (dB)	Reading (dBuV)	Emission Level (dBuV/m)	Limits (dBuV/m)	Margin (dB)	Remark
1	5745.00	33.58	6.90	33.55	88.45	95.38	72.00	23.38	Peak
	211490.00	38.59	8.40	33.60	34.12	47.51	54.00	6.49	Average
	311490.00	38.59	8.40	33.60	45.62	59.01	74.00	14.99	Peak

Remarks: 1. Emission Level= Antenna Factor + Cable Loss + Reading - Amp factor.  
2. The emission levels that are 20dB below the official limit are not reported.



File: F:\2023 Report\TPVA122310026R1EP-C131A122310026R1-Band3.EM6 (104)  
Date: 2023-11-04

Site no. : 3m Chamber Data no. : 83  
Dis. / Ant. : 3m 2023 MCTD1209-3006 Ant. pol. : VERTICAL  
Limit : FCC 15E PK U-NII-3  
Env. / Ins. : 21.2°C/51.5% Engineer : nier  
Test Mode : WIFI 5G 11ac20 5745MHz TX Mode

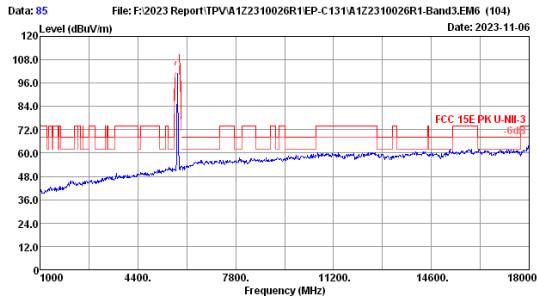


File: F:\2023 Report\TPVA122310026R1EP-C131A122310026R1-Band3.EM6 (104)  
Date: 2023-11-04

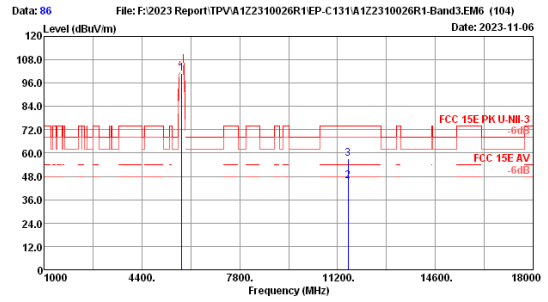
Site no. : 3m Chamber Data no. : 84  
Dis. / Ant. : 3m 2023 MCTD1209-3006 Ant. pol. : VERTICAL  
Limit : FCC 15E PK U-NII-3  
Env. / Ins. : 21.2°C/51.5% Engineer : nier  
Test Mode : WIFI 5G 11ac20 5745MHz TX Mode

No.	Freq. (MHz)	Ant. Factor (dB/m)	Cable Loss (dB)	Amp factor (dB)	Reading (dBuV)	Emission Level (dBuV/m)	Limits (dBuV/m)	Margin (dB)	Remark
1	5745.00	33.58	6.90	33.55	86.18	93.11	72.00	21.11	Peak
	211490.00	38.59	8.40	33.60	33.21	46.60	54.00	7.40	Average
	311490.00	38.59	8.40	33.60	44.80	58.19	74.00	15.81	Peak

Remarks: 1. Emission Level= Antenna Factor + Cable Loss + Reading - Amp factor.  
2. The emission levels that are 20dB below the official limit are not reported.



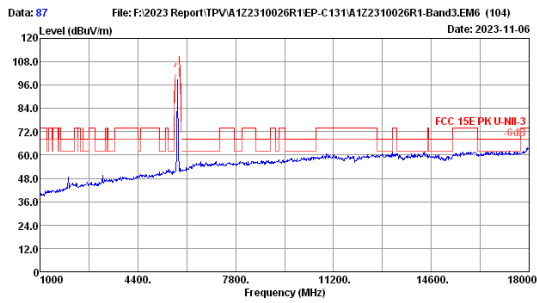
Site no. : 3m Chamber Data no. : 85  
 Dis. / Ant. : 3m 2023 MCTD1209-3006 Ant. pol. : HORIZONTAL  
 Limit : FCC 15E PK U-NII-3  
 Env. / Ins. : 21.2°C/51.5% Engineer : nier  
 Test Mode : WIFI 5G 11ac20 5785MHz TX Mode



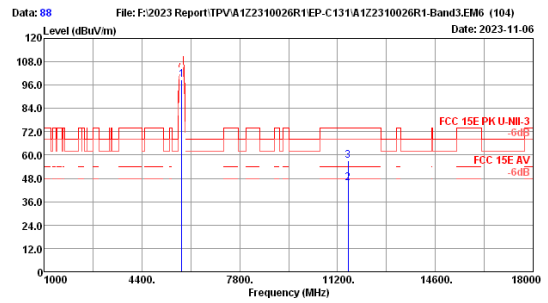
Site no. : 3m Chamber Data no. : 86  
 Dis. / Ant. : 3m 2023 MCTD1209-3006 Ant. pol. : HORIZONTAL  
 Limit : FCC 15E PK U-NII-3  
 Env. / Ins. : 21.2°C/51.5% Engineer : nier  
 Test Mode : WIFI 5G 11ac20 5785MHz TX Mode

No.	Freq. (MHz)	Ant. Factor (dB/m)	Cable Loss (dB)	Amp factor (dB)	Reading (dBuV)	Emission Level (dBuV/m)	Limits (dBuV/m)	Margin (dB)	Remark
1	5785.00	33.60	6.91	33.54	93.94	100.91	74.00	8.44	Peak
	211570.00	38.60	8.41	33.62	32.17	45.56	54.00	17.05	Average
	311570.00	38.60	8.41	33.62	43.56	56.95	74.00		Peak

Remarks: 1. Emission Level= Antenna Factor + Cable Loss + Reading - Amp factor.  
 2. The emission levels that are 20dB below the official limit are not reported.



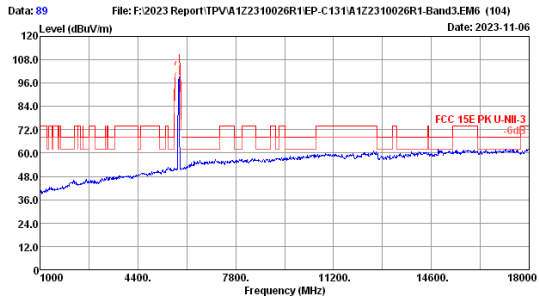
Site no. : 3m Chamber Data no. : 87  
 Dis. / Ant. : 3m 2023 MCTD1209-3006 Ant. pol. : VERTICAL  
 Limit : FCC 15E PK U-NII-3  
 Env. / Ins. : 21.2°C/51.5% Engineer : nier  
 Test Mode : WIFI 5G 11ac20 5785MHz TX Mode



Site no. : 3m Chamber Data no. : 88  
 Dis. / Ant. : 3m 2023 MCTD1209-3006 Ant. pol. : VERTICAL  
 Limit : FCC 15E PK U-NII-3  
 Env. / Ins. : 21.2°C/51.5% Engineer : nier  
 Test Mode : WIFI 5G 11ac20 5785MHz TX Mode

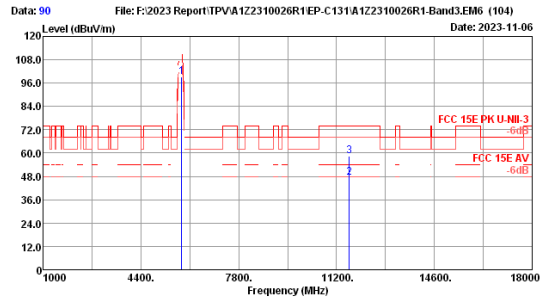
No.	Freq. (MHz)	Ant. Factor (dB/m)	Cable Loss (dB)	Amp factor (dB)	Reading (dBuV)	Emission Level (dBuV/m)	Limits (dBuV/m)	Margin (dB)	Remark
1	5785.00	33.60	6.91	33.54	91.78	98.75	74.00	8.51	Peak
	211570.00	38.60	8.41	33.62	32.10	45.49	54.00	16.70	Average
	311570.00	38.60	8.41	33.62	43.91	57.30	74.00		Peak

Remarks: 1. Emission Level= Antenna Factor + Cable Loss + Reading - Amp factor.  
 2. The emission levels that are 20dB below the official limit are not reported.



File: F:\2023 Report\TPVA122310026R1EP-C131A122310026R1-Band3.EM6 (104)  
 Date: 2023-11-06

Site no. : 3m Chamber Data no. : 89  
 Dis. / Ant. : 3m 2023 MCTD1209-3006 Ant. pol. : VERTICAL  
 Limit : FCC 15E PK U-NII-3  
 Env. / Ins. : 21.2°C/51.5% Engineer : nier  
 Test Mode : WIFI 5G 11ac20 5825MHz TX Mode

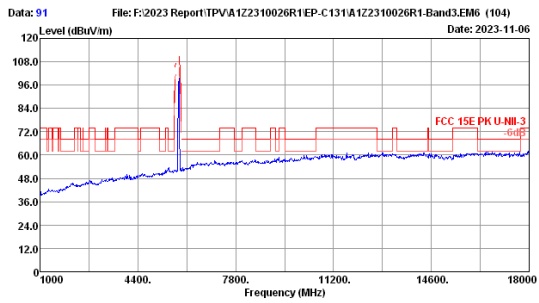


File: F:\2023 Report\TPVA122310026R1EP-C131A122310026R1-Band3.EM6 (104)  
 Date: 2023-11-06

Site no. : 3m Chamber Data no. : 90  
 Dis. / Ant. : 3m 2023 MCTD1209-3006 Ant. pol. : VERTICAL  
 Limit : FCC 15E PK U-NII-3  
 Env. / Ins. : 21.2°C/51.5% Engineer : nier  
 Test Mode : WIFI 5G 11ac20 5825MHz TX Mode

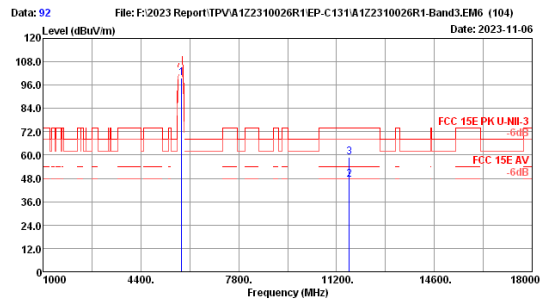
No.	Freq. (MHz)	Ant. Factor (dB/m)	Cable Loss (dB)	Amp factor (dB)	Reading (dBuV)	Emission Level (dBuV/m)	Limits (dBuV/m)	Margin (dB)	Remark
1	5825.00	33.60	6.93	33.54	92.27	99.26	54.00	6.58	Peak
	211650.00	38.55	8.43	33.63	34.07	47.42	54.00	6.60	Average
	311650.00	38.55	8.43	33.63	45.04	53.39	74.00	15.61	Peak

Remarks: 1. Emission Level= Antenna Factor + Cable Loss + Reading - Amp factor.  
 2. The emission levels that are 20dB below the official limit are not reported.



File: F:\2023 Report\TPVA122310026R1EP-C131A122310026R1-Band3.EM6 (104)  
 Date: 2023-11-06

Site no. : 3m Chamber Data no. : 91  
 Dis. / Ant. : 3m 2023 MCTD1209-3006 Ant. pol. : HORIZONTAL  
 Limit : FCC 15E PK U-NII-3  
 Env. / Ins. : 21.2°C/51.5% Engineer : nier  
 Test Mode : WIFI 5G 11ac20 5825MHz TX Mode

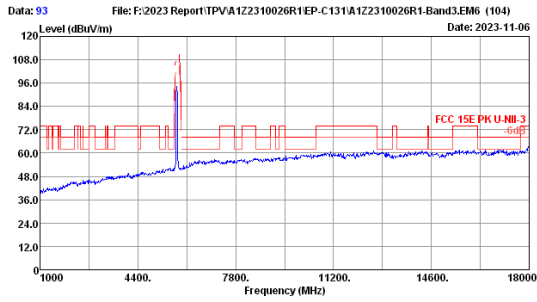


File: F:\2023 Report\TPVA122310026R1EP-C131A122310026R1-Band3.EM6 (104)  
 Date: 2023-11-06

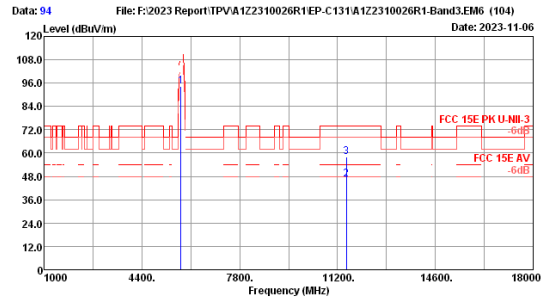
Site no. : 3m Chamber Data no. : 92  
 Dis. / Ant. : 3m 2023 MCTD1209-3006 Ant. pol. : HORIZONTAL  
 Limit : FCC 15E PK U-NII-3  
 Env. / Ins. : 21.2°C/51.5% Engineer : nier  
 Test Mode : WIFI 5G 11ac20 5825MHz TX Mode

No.	Freq. (MHz)	Ant. Factor (dB/m)	Cable Loss (dB)	Amp factor (dB)	Reading (dBuV)	Emission Level (dBuV/m)	Limits (dBuV/m)	Margin (dB)	Remark
1	5825.00	33.60	6.93	33.54	92.71	99.70	54.00	6.60	Peak
	211650.00	38.55	8.43	33.63	34.05	47.40	54.00	6.60	Average
	311650.00	38.55	8.43	33.63	45.71	59.06	74.00	14.94	Peak

Remarks: 1. Emission Level= Antenna Factor + Cable Loss + Reading - Amp factor.  
 2. The emission levels that are 20dB below the official limit are not reported.



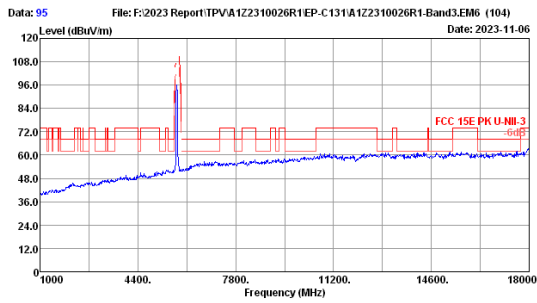
File: F:\2023 Report\TPVA122310026R1EP-C131A122310026R1-Band3.EM6 (104)  
 Date: 2023-11-06  
 Site no. : 3m Chamber Data no. : 93  
 Dis. / Ant. : 3m 2023 MCTD1209-3006 Ant. pol. : HORIZONTAL  
 Limit : FCC 15E PK U-NII-3  
 Env. / Ins. : 21.2°C/51.5% Engineer : nier  
 Test Mode : WIFI 5G 11ac40 5755MHz TX Mode



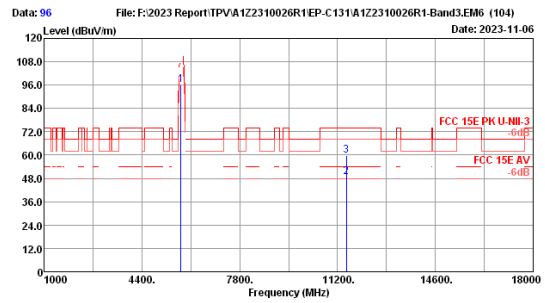
File: F:\2023 Report\TPVA122310026R1EP-C131A122310026R1-Band3.EM6 (104)  
 Date: 2023-11-06  
 Site no. : 3m Chamber Data no. : 94  
 Dis. / Ant. : 3m 2023 MCTD1209-3006 Ant. pol. : HORIZONTAL  
 Limit : FCC 15E PK U-NII-3  
 Env. / Ins. : 21.2°C/51.5% Engineer : nier  
 Test Mode : WIFI 5G 11ac40 5755MHz TX Mode

No.	Freq. (MHz)	Ant. Factor (dB/m)	Cable Loss (dB)	Amp factor (dB)	Reading (dBuV)	Emission Level (dBuV/m)	Limits (dBuV/m)	Margin (dB)	Remark
1	5755.00	33.60	6.90	33.55	87.52	94.47	54.00	7.56	Peak
	211510.00	38.60	8.40	33.60	33.04	46.44	54.00	16.17	Average
	311510.00	38.60	8.40	33.60	44.43	57.83	74.00		Peak

Remarks: 1. Emission Level= Antenna Factor + Cable Loss + Reading - Amp factor.  
 2. The emission levels that are 20dB below the official limit are not reported.



File: F:\2023 Report\TPVA122310026R1EP-C131A122310026R1-Band3.EM6 (104)  
 Date: 2023-11-06  
 Site no. : 3m Chamber Data no. : 95  
 Dis. / Ant. : 3m 2023 MCTD1209-3006 Ant. pol. : VERTICAL  
 Limit : FCC 15E PK U-NII-3  
 Env. / Ins. : 21.2°C/51.5% Engineer : nier  
 Test Mode : WIFI 5G 11ac40 5755MHz TX Mode

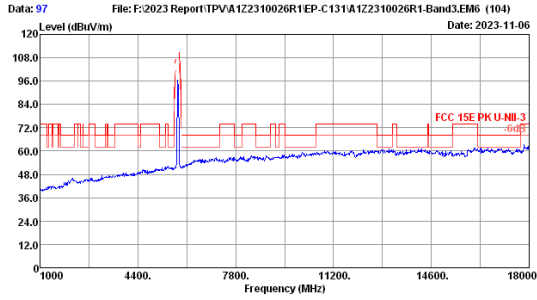


File: F:\2023 Report\TPVA122310026R1EP-C131A122310026R1-Band3.EM6 (104)  
 Date: 2023-11-06  
 Site no. : 3m Chamber Data no. : 96  
 Dis. / Ant. : 3m 2023 MCTD1209-3006 Ant. pol. : VERTICAL  
 Limit : FCC 15E PK U-NII-3  
 Env. / Ins. : 21.2°C/51.5% Engineer : nier  
 Test Mode : WIFI 5G 11ac40 5755MHz TX Mode

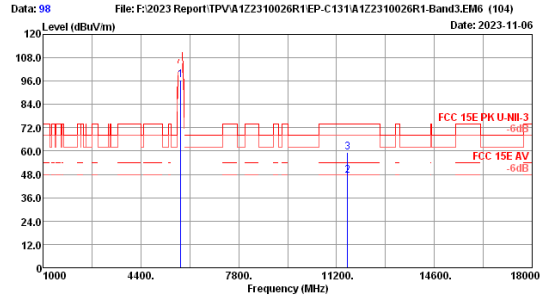
No.	Freq. (MHz)	Ant. Factor (dB/m)	Cable Loss (dB)	Amp factor (dB)	Reading (dBuV)	Emission Level (dBuV/m)	Limits (dBuV/m)	Margin (dB)	Remark
1	5755.00	33.60	6.90	33.55	89.06	96.01	54.00	5.47	Peak
	211510.00	38.60	8.40	33.60	35.13	48.53	54.00	14.43	Average
	311510.00	38.60	8.40	33.60	46.17	59.57	74.00		Peak

Remarks: 1. Emission Level= Antenna Factor + Cable Loss + Reading - Amp factor.  
 2. The emission levels that are 20dB below the official limit are not reported.





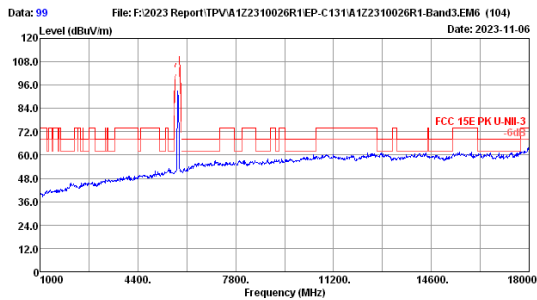
File: F:\2023 Report\TPVA122310026R1EP-C131A122310026R1-Band3.EM6 (104)  
 Date: 2023-11-06  
 Site no. : 3m Chamber Data no. : 97  
 Dis. / Ant. : 3m 2023 MCTD1209-3006 Ant. pol. : VERTICAL  
 Limit : FCC 15E PK U-NII-3  
 Env. / Ins. : 21.2°C/51.5% Engineer : nier  
 Test Mode : WIFI 5G 11ac40 5795MHz TX Mode



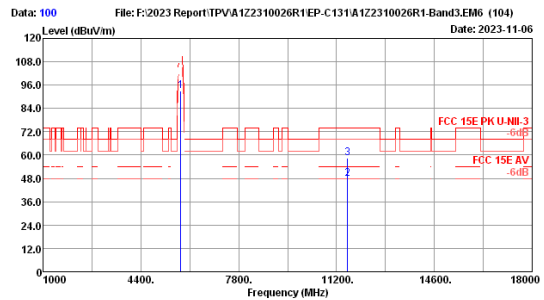
File: F:\2023 Report\TPVA122310026R1EP-C131A122310026R1-Band3.EM6 (104)  
 Date: 2023-11-06  
 Site no. : 3m Chamber Data no. : 98  
 Dis. / Ant. : 3m 2023 MCTD1209-3006 Ant. pol. : VERTICAL  
 Limit : FCC 15E PK U-NII-3  
 Env. / Ins. : 21.2°C/51.5% Engineer : nier  
 Test Mode : WIFI 5G 11ac40 5795MHz TX Mode

No.	Freq. (MHz)	Ant. Factor (dB/m)	Cable Loss (dB)	Amp factor (dB)	Reading (dBuV)	Emission Level (dBuV/m)	Limits (dBuV/m)	Margin (dB)	Remark
1	5795.00	33.60	6.92	33.54	89.60	96.58	54.00	6.43	Peak
	211590.00	38.60	8.42	33.62	34.17	47.57	54.00	14.69	Average
	311590.00	38.60	8.42	33.62	45.91	59.31	74.00		Peak

Remarks: 1. Emission Level= Antenna Factor + Cable Loss + Reading - Amp factor.  
 2. The emission levels that are 20dB below the official limit are not reported.



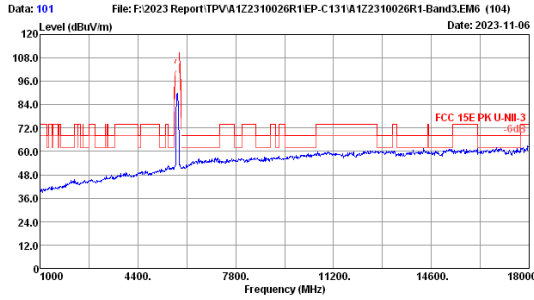
File: F:\2023 Report\TPVA122310026R1EP-C131A122310026R1-Band3.EM6 (104)  
 Date: 2023-11-06  
 Site no. : 3m Chamber Data no. : 99  
 Dis. / Ant. : 3m 2023 MCTD1209-3006 Ant. pol. : HORIZONTAL  
 Limit : FCC 15E PK U-NII-3  
 Env. / Ins. : 21.2°C/51.5% Engineer : nier  
 Test Mode : WIFI 5G 11ac40 5795MHz TX Mode



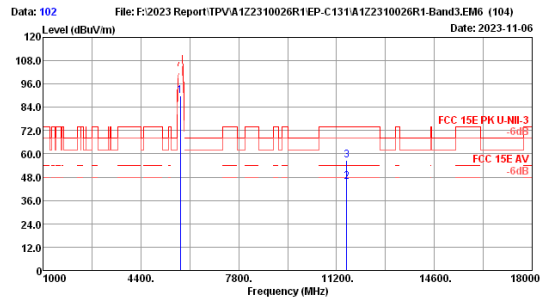
File: F:\2023 Report\TPVA122310026R1EP-C131A122310026R1-Band3.EM6 (104)  
 Date: 2023-11-06

No.	Freq. (MHz)	Ant. Factor (dB/m)	Cable Loss (dB)	Amp factor (dB)	Reading (dBuV)	Emission Level (dBuV/m)	Limits (dBuV/m)	Margin (dB)	Remark
1	5795.00	33.60	6.92	33.54	85.81	92.79	54.00	6.37	Peak
	211590.00	38.60	8.42	33.62	34.23	47.63	54.00	15.49	Average
	311590.00	38.60	8.42	33.62	45.11	58.51	74.00		Peak

Remarks: 1. Emission Level= Antenna Factor + Cable Loss + Reading - Amp factor.  
 2. The emission levels that are 20dB below the official limit are not reported.



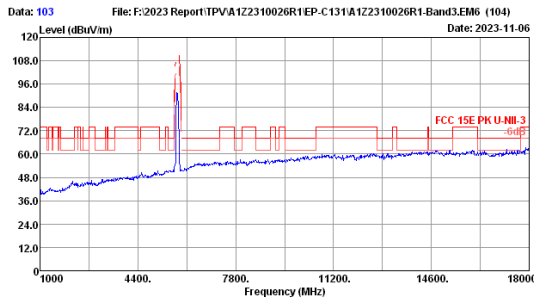
File: F:\2023 Report\TPVA122310026R1EP-C131A122310026R1-Band3.EM6 (104)  
 Date: 2023-11-06  
 Site no. : 3m Chamber Data no. : 101  
 Dis. / Ant. : 3m 2023 MCTD1209-3006 Ant. pol. : HORIZONTAL  
 Limit : FCC 15E PK U-NII-3  
 Env. / Ins. : 21.2°C/51.5% Engineer : nier  
 Test Mode : WIFI 5G 11ac80 5775MHz TX Mode



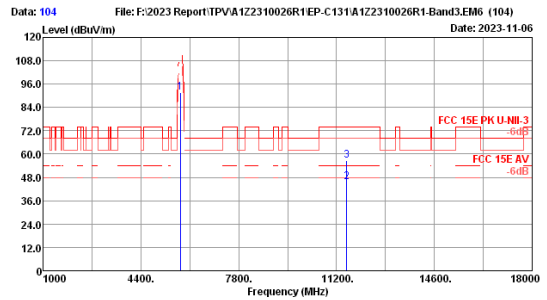
File: F:\2023 Report\TPVA122310026R1EP-C131A122310026R1-Band3.EM6 (104)  
 Date: 2023-11-06  
 Site no. : 3m Chamber Data no. : 102  
 Dis. / Ant. : 3m 2023 MCTD1209-3006 Ant. pol. : HORIZONTAL  
 Limit : FCC 15E PK U-NII-3  
 Env. / Ins. : 21.2°C/51.5% Engineer : nier  
 Test Mode : WIFI 5G 11ac80 5775MHz TX Mode

No.	Freq. (MHz)	Ant. Factor (dB/m)	Cable Loss (dB)	Amp factor (dB)	Reading (dBuV)	Emission Level (dBuV/m)	Limits (dBuV/m)	Margin (dB)	Remark
1	5775.00	33.60	6.91	33.55	82.77	89.73	74.00	15.73	Peak
	211550.00	38.60	8.41	33.61	32.17	45.57	54.00	8.43	Average
	311550.00	38.60	8.41	33.61	43.29	56.69	74.00	17.31	Peak

Remarks: 1. Emission Level= Antenna Factor + Cable Loss + Reading - Amp factor.  
 2. The emission levels that are 20dB below the official limit are not reported.



File: F:\2023 Report\TPVA122310026R1EP-C131A122310026R1-Band3.EM6 (104)  
 Date: 2023-11-06  
 Site no. : 3m Chamber Data no. : 103  
 Dis. / Ant. : 3m 2023 MCTD1209-3006 Ant. pol. : VERTICAL  
 Limit : FCC 15E PK U-NII-3  
 Env. / Ins. : 21.2°C/51.5% Engineer : nier  
 Test Mode : WIFI 5G 11ac80 5775MHz TX Mode



File: F:\2023 Report\TPVA122310026R1EP-C131A122310026R1-Band3.EM6 (104)  
 Date: 2023-11-06  
 Site no. : 3m Chamber Data no. : 104  
 Dis. / Ant. : 3m 2023 MCTD1209-3006 Ant. pol. : VERTICAL  
 Limit : FCC 15E PK U-NII-3  
 Env. / Ins. : 21.2°C/51.5% Engineer : nier  
 Test Mode : WIFI 5G 11ac80 5775MHz TX Mode

No.	Freq. (MHz)	Ant. Factor (dB/m)	Cable Loss (dB)	Amp factor (dB)	Reading (dBuV)	Emission Level (dBuV/m)	Limits (dBuV/m)	Margin (dB)	Remark
1	5775.00	33.60	6.91	33.55	84.53	91.49	74.00	17.49	Peak
	211550.00	38.60	8.41	33.61	32.06	45.46	54.00	8.54	Average
	311550.00	38.60	8.41	33.61	43.49	56.89	74.00	17.11	Peak

Remarks: 1. Emission Level= Antenna Factor + Cable Loss + Reading - Amp factor.  
 2. The emission levels that are 20dB below the official limit are not reported.

## 6. 6dB & 26dB & 99% Occupied Bandwidth Test

### 6.1. Test Equipments

Item	Equipment	Manufacturer	Model No.	Serial No.	Last Cal.	Cal. Interval
1.	PXA Signal Analyzer	Agilent	N9030A	MY51380221	Apr.01,23	1 Year
2.	Attenuator(10dB)	Agilent	8491B	MY39269201	Apr.02,23	1 Year
3.	RF Cable	HUBER+SUHNER	SUCOFLEX-106	505238/6	Apr.02,23	1 Year

### 6.2. Limit

6dB Bandwidth should be not less than 500kHz

### 6.3. Test Procedure

#### **26dB Bandwidth:**

Use the test method described in ANSI C63.10 clause 12.4.1:

- (a) Set RBW = approximately 1% of the emission bandwidth.
- (b) Set the VBW > RBW.
- (c) Detector = Peak.
- (d) Trace mode = max hold.
- (e) Measure the maximum width of the emission that is 26 dB down from the maximum of the emission. Compare this with the RBW setting of the analyzer. Readjust RBW and repeat measurement as needed until the RBW/EBW ratio is approximately 1%.

#### **6dB Bandwidth:**

Use the test method described in 789033 D02 v02r01:

Section 15.407(e) specifies the minimum 6 dB emission bandwidth of at least 500 kHz for the band 5.725–5.85 GHz. The following procedure shall be used for measuring this bandwidth:

- (a) Set RBW = 100 kHz.
- (b) Set the video bandwidth (VBW)  $\geq 3$  RBW.
- (c) Detector = Peak.
- (d) Trace mode = max hold
- (e) Sweep = auto couple
- (f) Allow the trace to stabilize
- (g) Measure the maximum width of the emission that is constrained by the frequencies associated with the two outermost amplitude points (upper and lower frequencies) that are attenuated by 6 dB relative to the maximum level measured in the fundamental emission

Note: The automatic bandwidth measurement capability of a spectrum analyzer or EMI receiver may be employed if it implements the functionality described in this section. For devices that use channel aggregation refer to III.A and III.C for determining emission bandwidth.

**99% Occupied bandwidth:**

Use the test method described in ANSI C63.10 Section 6.9.2:

The occupied bandwidth is the frequency bandwidth such that, below its lower and above its upper frequency limits, the mean powers are each equal to 0.5% of the total mean power of the given emission. The following procedure shall be used for measuring 99% power bandwidth:

- a) The instrument center frequency is set to the nominal EUT channel center frequency. The frequency span for the spectrum analyzer shall be between 1.5 times and 5.0 times the OBW.
- b) The nominal IF filter bandwidth (3 dB RBW) shall be in the range of 1% to 5% of the OBW, and VBW shall be approximately three times the RBW, unless otherwise specified by the applicable requirement.
- c) Set the reference level of the instrument as required, keeping the signal from exceeding the maximum input mixer level for linear operation. In general, the peak of the spectral envelope shall be more than  $[10 \log (\text{OBW}/\text{RBW})]$  below the reference level. Specific guidance is given in 4.1.5.2.
- d) Step a) through step c) might require iteration to adjust within the specified range.
- e) Video averaging is not permitted. Where practical, a sample detection and single sweep mode shall be used. Otherwise, peak detection and max hold mode (until the trace stabilizes) shall be used.
- f) Use the 99% power bandwidth function of the instrument (if available) and report the measured bandwidth.
- g) If the instrument does not have a 99% power bandwidth function, then the trace data points are recovered and directly summed in linear power terms. The recovered amplitude data points, beginning at the lowest frequency, are placed in a running sum until 0.5% of the total is reached that frequency is recorded as the lower frequency. The process is repeated until 99.5% of the total is reached; that frequency is recorded as the upper frequency. The 99% power bandwidth is the difference between these two frequencies.
- h) The occupied bandwidth shall be reported by providing plot(s) of the measuring instrument display; the plot axes and the scale units per division shall be clearly labeled. Tabular data may be reported in addition to the plot(s).

## 6.4. Test Results

**U-NII-1 Band:  
26dB bandwidth**

EUT: Electronic paper display		
M/N: EP-C131		
Test date: 2023-10-27	Pressure: 103.4±1.0 kpa	Humidity: 51.4±3.0%
Tested by: Jason	Test site: RF site	Temperature: 22.4±0.6 °C

Test Mode	Frequency (MHz)	26dB Bandwidth (MHz)	Limit (MHz)
11a	5180	20.88	N/A
	5200	20.89	
	5240	20.65	
11n HT20	5180	21.04	N/A
	5200	21.19	
	5240	20.89	
11n HT40	5190	39.16	N/A
	5230	39.47	
11ac VHT20	5180	21.09	N/A
	5200	20.95	
	5240	20.99	
11ac VHT40	5190	39.42	N/A
	5230	39.23	
11ac VHT80	5210	80.63	N/A

Conclusion: PASS

**99% Occupied bandwidth:**

Test Mode	Frequency (MHz)	99% Bandwidth (MHz)	Limit (MHz)
11a	5180	16.503	N/A
	5200	16.511	
	5240	16.481	
11n HT20	5180	17.659	N/A
	5200	17.654	
	5240	17.694	
11n HT40	5190	36.083	N/A
	5230	36.048	
11ac VHT20	5180	17.645	N/A
	5200	17.641	
	5240	17.653	
11ac VHT40	5190	36.093	N/A
	5230	36.072	
11ac VHT80	5210	75.047	N/A

Conclusion: Pass

**U-NII-2A Band:  
26dB bandwidth**

EUT: Electronic paper display		
M/N: EP-C131		
Test date: 2023-10-27	Pressure: 102.1±1.0 kpa	Humidity: 53.2±3.0%
Tested by: Jason	Test site: RF site	Temperature: 22.3±0.6°C

Test Mode	Frequency (MHz)	26dB Bandwidth (MHz)	Limit (MHz)
11a	5260	20.84	N/A
	5300	20.94	
	5320	20.62	
11n HT20	5260	21.12	N/A
	5300	20.84	
	5320	21.00	
11n HT40	5270	39.28	N/A
	5310	39.13	
11ac VHT20	5260	20.93	N/A
	5300	21.20	
	5320	21.14	
11ac VHT40	5270	39.32	N/A
	5310	39.19	
11ac VHT80	5290	80.16	N/A

Conclusion: Pass

**99% Occupied bandwidth:**

Test Mode	Frequency (MHz)	99% Bandwidth (MHz)	Limit (MHz)
11a	5260	16.539	N/A
	5300	16.517	
	5320	16.519	
11n HT20	5260	17.669	N/A
	5300	17.647	
	5320	17.646	
11n HT40	5270	36.025	N/A
	5310	36.112	
11ac VHT20	5260	17.659	N/A
	5300	17.663	
	5320	17.690	
11ac VHT40	5270	36.053	N/A
	5310	36.049	
11ac VHT80	5290	75.055	N/A

Conclusion: Pass

**U-NII-2C Band:**

**26dB bandwidth**

EUT: Electronic paper display		
M/N: EP-C131		
Test date: 2023-10-27	Pressure: 102.1±1.0 kpa	Humidity: 53.2±3.0%
Tested by: Jason	Test site: RF site	Temperature: 22.3±0.6°C

Test Mode	Frequency (MHz)	26dB Bandwidth (MHz)	Limit (MHz)
11a	5500	21.09	N/A
	5580	21.01	
	5700	20.19	
11n HT20	5500	20.84	N/A
	5580	21.13	
	5700	21.15	
11n HT40	5510	39.11	N/A
	5550	39.41	
	5670	39.17	
11ac VHT20	5500	21.17	N/A
	5580	21.10	
	5700	21.14	
11ac VHT40	5510	39.41	N/A
	5550	39.68	
	5670	39.22	
11ac VHT80	5530	80.88	N/A

Conclusion:Pass

**99% Occupied bandwidth:**

Test Mode	Frequency (MHz)	99% Bandwidth (MHz)	Limit (MHz)
11a	5500	16.483	N/A
	5580	16.504	
	5700	16.464	
11n HT20	5500	17.645	N/A
	5580	17.644	
	5700	17.677	
11n HT40	5510	35.965	N/A
	5550	36.061	
	5670	36.043	
11ac VHT20	5500	17.652	N/A
	5580	17.692	
	5700	17.651	
11ac VHT40	5510	36.058	N/A
	5550	36.039	
	5670	36.011	
11ac VHT80	5530	75.193	N/A

Conclusion:Pass

**U-NII-3 Band:**

EUT: Electronic paper display		
M/N: EP-C131		
Test date: 2023-10-27	Pressure: 103.1±1.0 kpa	Humidity: 51.5±3.0%
Tested by: Jason	Test site: RF site	Temperature:22.5±0.6 °C

**6dB bandwidth**

Test Mode	Frequency (MHz)	6db Bandwidth(MHz)	Limit (KHz)
11a	5745	16.29	N/A
	5785	15.94	
	5825	16.02	
11n HT20	5745	15.97	N/A
	5785	17.05	
	5825	14.77	
11n HT40	5755	35.26	N/A
	5795	35.50	
11ac VHT20	5745	16.99	N/A
	5785	16.30	
	5825	16.70	
11ac VHT40	5755	35.26	N/A
	5795	35.31	
11ac VHT80	5775	75.43	N/A
Conclusion: PASS			

**26dB bandwidth**

Test Mode	Frequency (MHz)	26dB Bandwidth(MHz)	Limit (KHz)
11a	5745	20.54	N/A
	5785	20.82	
	5825	20.70	
11n HT20	5745	21.16	N/A
	5785	21.10	
	5825	20.93	
11n HT40	5755	39.47	N/A
	5795	39.25	
11ac VHT20	5745	21.14	N/A
	5785	21.15	
	5825	20.97	
11ac VHT40	5755	39.29	N/A
	5795	39.33	
11ac VHT80	5775	80.56	N/A
Conclusion:PASS			

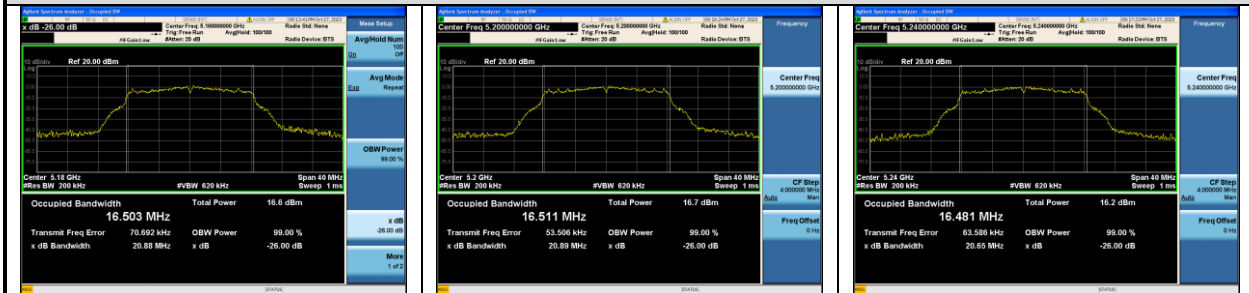


**99% Occupied bandwidth:**

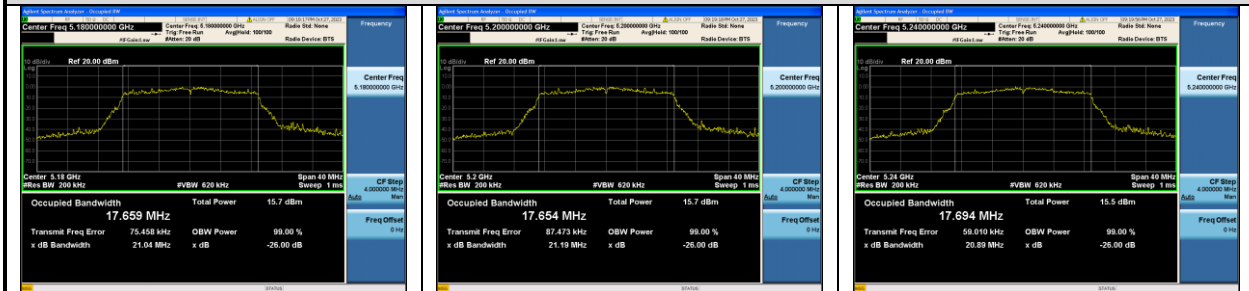
Test Mode	Frequency (MHz)	99%Bandwidth(MHz)	Limit (KHz)
11a	5745	16.493	N/A
	5785	16.498	
	5825	16.543	
11n HT20	5745	17.667	N/A
	5785	17.710	
	5825	17.670	
11n HT40	5755	35.978	N/A
	5795	36.034	
11ac VHT20	5745	17.665	N/A
	5785	17.672	
	5825	17.682	
11ac VHT40	5755	36.000	N/A
	5795	36.101	
11ac VHT80	5775	75.182	N/A
Conclusion: PASS			

26dB bandwidth & 99% Occupied bandwidth

U-NII-1 Band  
IEEE 802.11a



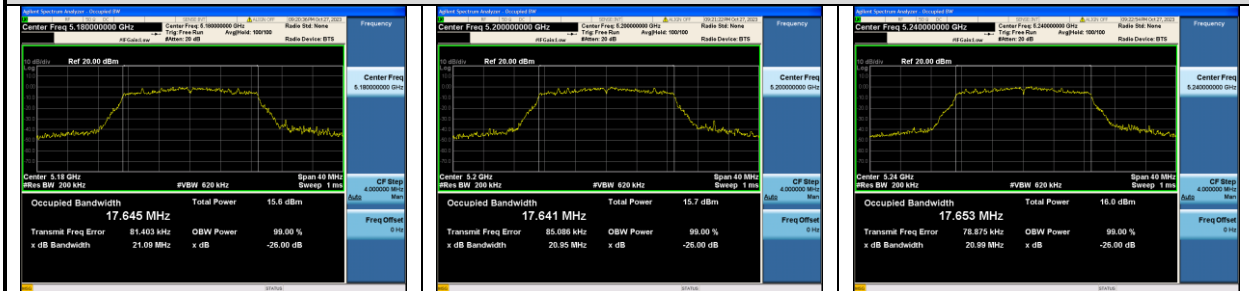
IEEE 802.11n HT20



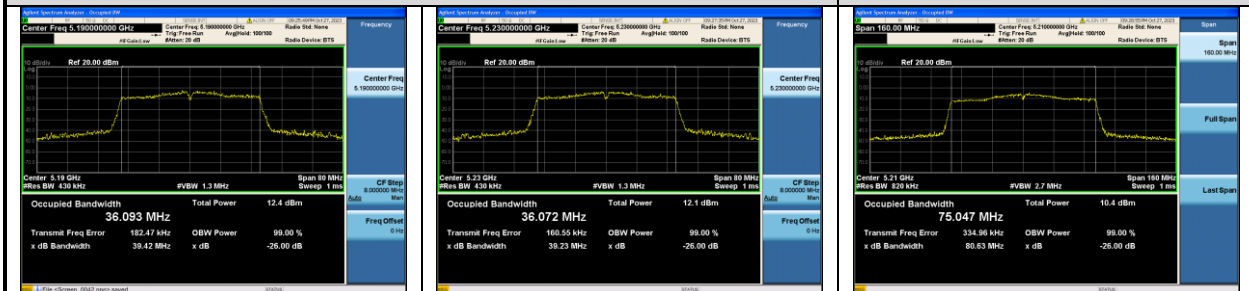
IEEE 802.11n HT40



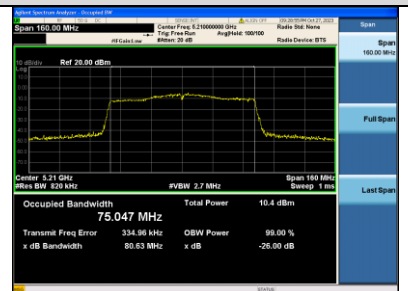
IEEE 802.11ac VHT20



IEEE 802.11ac VHT40



IEEE 802.11ac VHT80



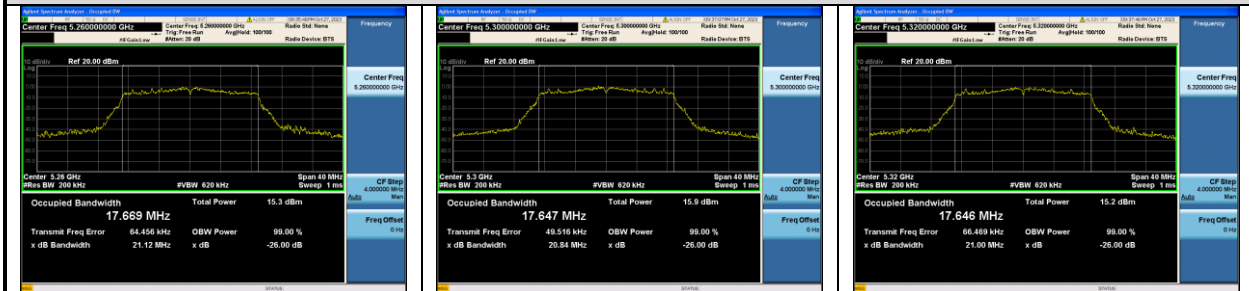
26dB bandwidth & 99% Occupied bandwidth

U-NII-2A Band

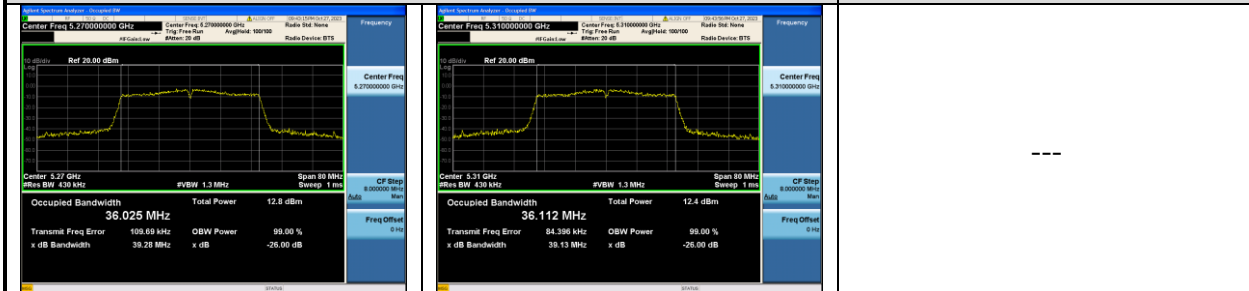
IEEE 802.11a



IEEE 802.11n HT20



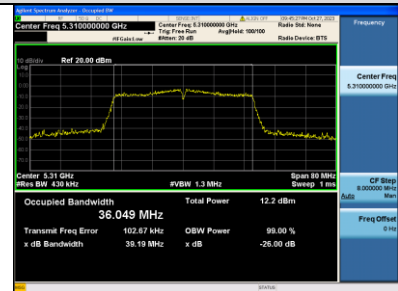
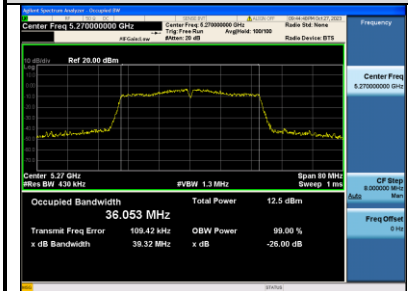
IEEE 802.11n HT40



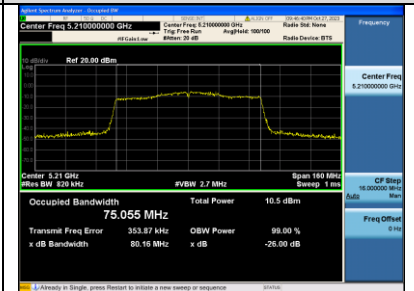
IEEE 802.11ac VHT20



IEEE 802.11ac VHT40



IEEE 802.11ac VHT80



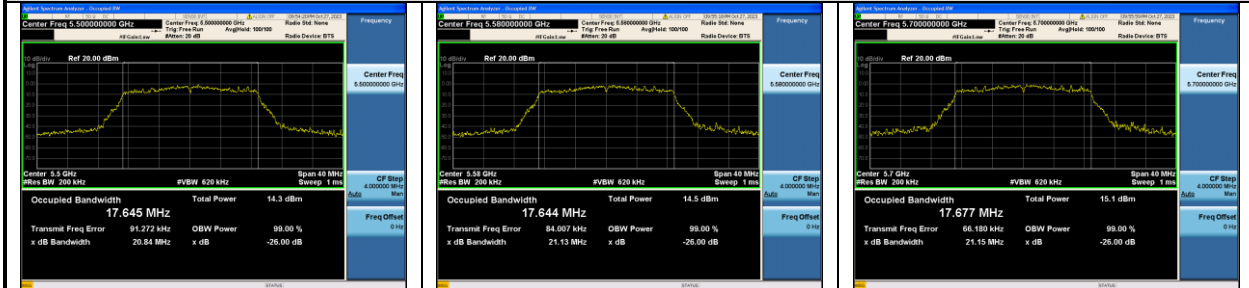
26dB bandwidth & 99% Occupied bandwidth

U-NII-2C Band

IEEE 802.11a



IEEE 802.11n HT20



IEEE 802.11n HT40



IEEE 802.11ac VHT20

