

## FCC PART 15E TEST REPORT FOR CERTIFICATION

On Behalf of

SHARP Corporation

Electronic paper display

EP-C131

FCC ID: APYBSC0004

Prepared for : SHARP Corporation

1 Takumi-cho, Sakai-ku Sakai City Osaka 590-8522 Japan

Prepared By : Audix Technology (Shenzhen) Co., Ltd.

No. 6, Kefeng Road, Science & Technology Park,  
Nanshan District , Shenzhen, Guangdong, China

Tel: (0755) 26639496

Report Number : ACS-F23199

Date of Test : Oct.27~Nov.13, 2023

Date of Report : Nov.28, 2023

**TABLE OF CONTENTS**

Description	Page
<b>1. SUMMARY OF STANDARDS AND RESULTS .....</b>	<b>5</b>
1.1. Description of Standards and Results .....	5
<b>2. GENERAL INFORMATION.....</b>	<b>6</b>
2.1. Description of Equipment Under Test .....	6
2.2. Feature of Equipment Under Test .....	7
2.3. Test Information .....	8
2.4. Tested Supporting System Details .....	10
2.5. Block diagram of connection between the EUT and simulators .....	10
2.6. Test Facility.....	11
2.7. Measurement Uncertainty (95% confidence levels, k=2) .....	11
<b>3. POWER LINE CONDUCTED EMISSION TEST .....</b>	<b>12</b>
3.1. Test Equipments.....	12
3.2. Block Diagram of Test Setup .....	12
3.3. Power Line Conducted Emission Test Limits.....	12
3.4. Configuration of EUT on Test .....	13
3.5. Operating Condition of EUT.....	13
3.6. Test Procedure.....	13
3.7. Power Line Conducted Emission Test Results .....	13
<b>4. RADIATED EMISSION TEST .....</b>	<b>15</b>
4.1. Test Equipments.....	15
4.2. Block Diagram of Test Setup .....	16
4.3. Radiated Emission Limits .....	17
4.4. EUT Configuration on Test.....	18
4.5. Operating Condition of EUT.....	18
4.6. Test Procedure.....	18
4.7. Radiated Emission Test Results .....	20
<b>5. Band Edge Compliance Test.....</b>	<b>91</b>
5.1. Test Equipments .....	91
5.2. Limit .....	91
5.3. Test Procedure.....	91
5.4. Test Results .....	91
<b>6. 6dB &amp; 26dB &amp; 99% Occupied Bandwidth Test .....</b>	<b>153</b>
6.1. Test Equipments.....	153
6.2. Limit .....	153
6.3. Test Procedure.....	153
6.4. Test Results .....	154
<b>7. OUTPUT POWER TEST .....</b>	<b>166</b>
7.1. Test Equipments.....	166
7.2. Limit .....	166
7.3. Test Procedure.....	166
7.4. Test Results .....	167
<b>8. SPECTRAL DENSITY TEST.....</b>	<b>176</b>
8.1. Test Equipments.....	176
8.2. Limit.....	176
8.3. Test Procedure.....	176
8.4. Test Results .....	177
<b>9. FREQUENCY STABILITY MEASUREMENT .....</b>	<b>186</b>
9.1. Test Equipments.....	186
9.2. Limit .....	186

9.3.	Test Procedure.....	186
9.4.	Test Result.....	187
<b>10.</b>	<b>ANTENNA REQUIREMENT.....</b>	<b>197</b>
10.1.	Standard Applicable.....	197
10.2.	Antenna Connected Construction .....	197
<b>11.</b>	<b>DEVIATION TO TEST SPECIFICATIONS.....</b>	<b>198</b>

- Appendix A. Setup Photographs
- Appendix B. General Appearance of the EUT
- Appendix C. Inside Configuration of the EUT

### TEST REPORT

Applicant : SHARP Corporation  
Manufacturer : SHARP Corporation  
Product : Electronic paper display  
FCC ID : APYBSC0004  
(A) Model No. : EP-C131  
(B) Test Voltage : AC 120V/50Hz

Tested for comply with:  
FCC CFR47 Part 15 Subpart E

Test procedure used:  
ANSI C63.10: 2020  
KDB 789033 D02 General UNII Test Procedures New Rules v01r04

The device described above is tested by Audix Technology (Shenzhen) Co., Ltd. to confirm comply with all the FCC Part 15 Subpart E requirements. The test results are contained in this test report and Audix Technology (Shenzhen) Co., Ltd. is assumed full responsibility for the accuracy and completeness of these tests. Also, this report shows that the Equipment Under Test (EUT) is to be technically compliant with the FCC and IC requirements. This report contains data that are not covered by the NVLAP accreditation.

This Report is made under FCC Part 2.1074. No modifications were required during testing to bring this product into compliance.

The report must not be used by the client to claim product certification, approval, or endorsement by NVLAP, NIST, or any agency of the U.S. government.

This report applies to single evaluation of one sample of above mentioned product and shall not be reproduced in part without written approval of Audix Technology (Shenzhen) Co., Ltd.

Date of Test : Oct.27~Nov.13, 2023 Report of date: Nov.28, 2023

Prepared by : Jasmine Ning Reviewed by : Thomas Chen  
Jasmine Ning / Assistant Thomas Chen / Assistant Manager



Approved & Authorized Signer: Sunny Lu

# 1. SUMMARY OF STANDARDS AND RESULTS

## 1.1. Description of Standards and Results

The EUT have been tested according to the applicable standards as referenced below.

EMISSION		
Description of Test Item	Standard	Results
Power Line Conducted Emission	FCC Part 15: 15.207 FCC Part 15: 15.407(b)(6)	PASS
Radiated Emission	FCC Part 15: 15.209 FCC Part 15: 15.205 FCC Part 15.407(b)	PASS
Band Edge Compliance	FCC Part 15: 15.407(b) FCC Part 15.205	PASS
6dB&26dB&99% Bandwidth Test	FCC Part 15: 15.407(e)	PASS
Output Power Test	FCC Part 15: 15.407(a)(5)	PASS
Equivalent Isotropic Radiated Power Test	FCC Part 15: 15.407(h)(1)	N/A
Power Spectral Density Test	FCC Part 15: 15.407(a)	PASS
Frequency Stability	FCC Part 15: 15.407(a)	PASS
Antenna requirement	FCC Part 15: 15.407(g)	PASS






N/A is an abbreviation for Not Applicable

Note 1: Measurement uncertainty affection to the result is not considered, the EUT is technically compliant with standard requirements.



## 2. GENERAL INFORMATION

### 2.1. Description of Equipment Under Test

Applicant	SHARP Corporation
Applicant Address	1 Takumi-cho, Sakai-ku Sakai City Osaka 590-8522 Japan
Manufacturer	SHARP Corporation
Manufacturer Address	1 Takumi-cho, Sakai-ku Sakai City Osaka 590-8522 Japan
Factory	TPV Electronics (FuJian) Co., Ltd.
Factory Address	Rongqiao Economic and Technological Development Zone, Fuqing City, Fujian Province, P.R. China
Product	Electronic paper display
Model No.	EP-C131
FCC ID	APYBSC0004
Power Adapter	Manufacturer: DELTA ELECTRONICS, INC. M/N:ADP-45HG B Input: AC 100-240V 1.5A 50-60Hz Output: 5.0V  3A or 9.0V  3A or 12.0V  3A or 15.0V  3A or 20.0V  2.25A DC Cable: Unshielded, Undetachable, 1.5m
Sample Type	Prototype production
Date of Receipt	Jun.21, 2023
Date of Test	Oct.27~Nov.13, 2023
Remark: This report only for WIFI 5GHz.	

2.2.Feature of Equipment Under Test

<b>Product Feature &amp; Specification</b>	
Product	Electronic paper display
Model No.	EP-C131
Power Source	DC 12/15V
<b>Bluetooth</b>	
Radio	BDR +EDR; BLE
Frequency Range	2402-2480MHz
Type of Modulation	GFSK, $\pi/4$ DQPSK, 8DPSK
Data Rate	1Mbps, 2Mbps, 3Mbps
Quantity of Channels	79/40
Channel Separation	1MHz/2MHz
<b>2.4GHz Wi-Fi</b>	
Support Modes	802.11b/g/n20
Frequency Range	2412-2462MHz
Type of Modulation	802.11b(DSSS): CCK, QPSK, BPSK; 802.11g/n(OFDM): 64QAM,16QAM, QPSK, BPSK
Data Rate	802.11b: 1/2/5.5/11 Mbps; 802.11g: 6/9/12/18/24/36/48/54 Mbps; 802.11n: up to 75Mbps
Channel Separation	5MHz
<b>5GHz Wi-Fi</b>	
Support Modes	802.11a/n20/n40/ac20/ac40/ac80
Frequency Range	5180-5240MHz, 5260-5320MHz, 5500-5700MHz, 5745-5825MHz
Type of Modulation	802.11a/n (OFDM): QPSK, BPSK, 16QAM, 64QAM 802.11ac (OFDM): QPSK, BPSK, 16QAM, 64QAM,256QAM
Data Rate	802.11a: 6/9/12/18/24/36/48/54 Mbps; 802.11n: up to 150Mbps; 802.11ac: up to 433Mbps
Channel Separation	5MHz
<b>Antenna System</b>	
Type of Antenna	shrapnel Antenna
Antenna Number	1
Antenna Peak Gain	Bluetooth Peak Gain: 2.51dBi DTS/DSS Band Peak Gain: 2.51dBi. U-NII-1 Band Peak Gain: 2.07dBi. U-NII-2A Band Peak Gain: 2.33dBi. U-NII-2C Band Peak Gain: 1.89dBi. U-NII-3 Band Peak Gain: 1.91dBi.

### 2.3. Test Information

A special test software(Ampak RFTTestTool,VER:7.0) was used to control EUT work in TX mode, and select test channel, wireless mode and data rate.

Tested mode, channel, and data rate information			
Mode	data rate (Mbps)(see Note)	Channel	Frequency (MHz)
IEEE 802.11a	6	CH36	5180
	6	CH40	5200
	6	CH48	5240
	6	CH52	5260
	6	CH60	5300
	6	CH64	5320
	6	CH100	5500
	6	CH116	5580
	6	CH140	5700
	6	CH149	5745
	6	CH157	5785
IEEE 802.11nHT20	MCS0	CH36	5180
	MCS0	CH40	5200
	MCS0	CH48	5240
	MCS0	CH52	5260
	MCS0	CH60	5300
	MCS0	CH64	5320
	MCS0	CH100	5500
	MCS0	CH116	5580
	MCS0	CH140	5700
	MCS0	CH149	5745
	MCS0	CH157	5785
IEEE 802.11nHT40	MCS0	CH38	5190
	MCS0	CH46	5230
	MCS0	CH54	5270
	MCS0	CH62	5310
	MCS0	CH102	5510
	MCS0	CH110	5550
	MCS0	CH134	5670
	MCS0	CH151	5755
MCS0	CH159	5795	



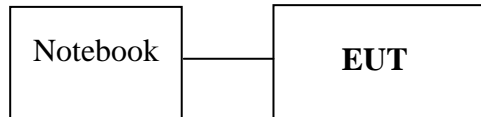
IEEE 802.11acVHT20	MCS0	CH36	5180
	MCS0	CH40	5200
	MCS0	CH48	5240
	MCS0	CH52	5260
	MCS0	CH60	5300
	MCS0	CH64	5320
	MCS0	CH100	5500
	MCS0	CH116	5580
	MCS0	CH140	5700
	MCS0	CH149	5745
	MCS0	CH157	5785
	MCS0	CH165	5825
IEEE 802.11acVHT40	MCS0	CH38	5190
	MCS0	CH46	5230
	MCS0	CH54	5270
	MCS0	CH62	5310
	MCS0	CH102	5510
	MCS0	CH110	5550
	MCS0	CH134	5670
	MCS0	CH151	5755
	MCS0	CH159	5795
IEEE 802.11acVHT80	MCS0	CH42	5210
	MCS0	CH58	5290
	MCS0	CH106	5530
	MCS0	CH155	5775

Note 1: According exploratory test, EUT will have maximum output power in those data rate, so those data rate were used for all test.

#### 2.4. Tested Supporting System Details

No.	Description	ACS No.	Manufacturer	Model	Serial Number
1.	Notebook	N/A	acer	ZOW	N/A
		Power Cord(3C): Unshielded, Detachable, 1.8m Power Adapter: Manufacturer: Lite-On, M/N: PA-1900-32 Data Cable: Shielded, Undetectable, 4.0m(Bond one ferrite core)			

#### 2.5. Block diagram of connection between the EUT and simulators



**(EUT: Electronic paper display)**

**2.6. Test Facility**

Site Description

Name of Firm : Audix Technology (Shenzhen) Co., Ltd.  
 : No. 6, Kefeng Road, Science & Technology Park,  
 Nanshan District , Shenzhen, Guangdong, China

EMC Lab. : Certificated by ISED, Canada  
 : Company Number: 5183A  
 : CAB identifier: CN0034  
 : Valid Date: Mar.31, 2024

Certificated by FCC, USA  
 Designation No.: CN5022  
 Valid Date: Mar.31, 2024

Accredited by NVLAP, USA  
 NVLAP Code: 200372-0  
 Valid Date: Mar.31, 2024

**2.7. Measurement Uncertainty (95% confidence levels, k=2)**

Test Item	Uncertainty
Uncertainty for Conduction emission test in No. 1 Conduction	±2.6dB(150kHz to 30MHz)
Uncertainty for Radiation Emission test in 3m chamber	±3.8dB(30~200MHz, Polarization: H)
	±3.8dB(30~200MHz, Polarization: V)
	±4.0dB(200M~1GHz, Polarization: H)
	±4.0dB(200M~1GHz, Polarization: V)
Uncertainty for Radiation Emission test in 3m chamber	±4.0dB(1~6GHz, Distance: 3m)
	±4.0dB(6~40GHz, Distance: 3m)
Uncertainty for Radiated Spurious Emission test in RF chamber	±3.7dB (30MHz~1000MHz)
	±3.3dB (1GHz~26.5MHz)
Uncertainty for Power density test	±2.0dB
Uncertainty for Output power test	±0.8dB
Uncertainty for Bandwidth test	±4.6%
Uncertainty for DC power test	±0.1%
Uncertainty for test site temperature and humidity	±0.6°C
	±3%

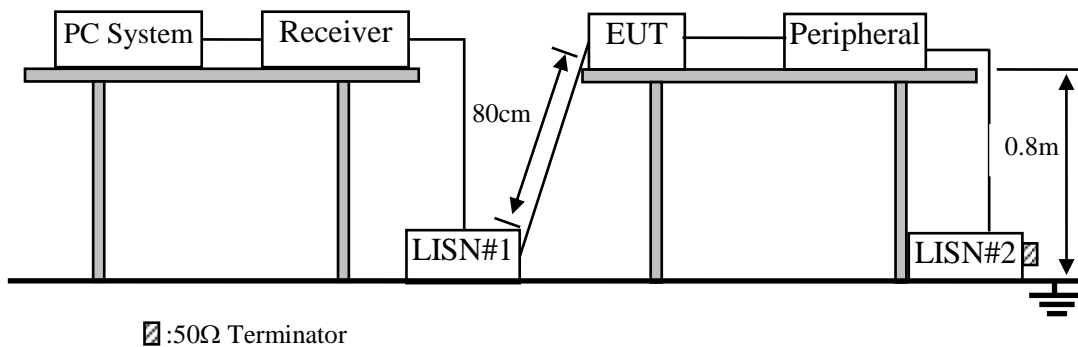
### 3. POWER LINE CONDUCTED EMISSION TEST

#### 3.1. Test Equipments

Item	Equipment	Manufacturer	Model No.	Serial No.	Last Cal.	Cal. Interval
1.	1# Shielding Room	AUDIX	N/A	N/A	Nov.09,22	5 Year
2.	EMI Test Receiver	Rohde & Schwarz	ESCI	100842	Apr.01,23	1 Year
3.	L.I.S.N.#1	Rohde & Schwarz	ENV216	102160	Jun.25,23	1 Year
4.	L.I.S.N.#2	Kyoritsu	KNW-407	8-1628-5	Apr.01,23	1 Year
5.	RF Cable	Eastsheep	RG223	190424	Sep.15,23	1 Year
6.	Terminator	Hubersuhner	50Ω	No.1	Apr.02,23	1 Year
7.	Test Software	AUDIX	e3	6.100913a	N/A	N/A

Note: N/A means Not applicable.

#### 3.2. Block Diagram of Test Setup



#### 3.3. Power Line Conducted Emission Test Limits

Frequency	Maximum RF Line Voltage	
	Quasi-Peak Level dB(μV)	Average Level dB(μV)
150kHz ~ 500kHz	66 ~ 56*	56 ~ 46*
500kHz ~ 5MHz	56	46
5MHz ~ 30MHz	60	50

- Notes: 1. \* Decreasing linearly with logarithm of frequency.  
 2. The lower limits shall apply at the transition frequencies.  
 3. Emission Level (dBμV) = Factor (L.I.S.N.) (dB) + Cable Loss (dB)+Reading (Receiver) (dBμV)

### 3.4. Configuration of EUT on Test

The following equipment are installed on Power Line Conducted Emission Test to meet the commission requirement and operating regulations in a manner which tends to maximize its emission characteristics in a normal application.

#### 3.4.1. Electronic paper display (EUT)

Model No. : EP-C131

Serial No. : N/A

#### 3.4.2. Support Equipment: As Tested Supporting System Details, in Section 2.4.

### 3.5. Operating Condition of EUT

3.5.1. Setup the EUT and simulator as shown as Section 3.2.

3.5.2. Turn on the power of all equipments.

3.5.3. PC run test software to control EUT work in Tx mode.

### 3.6. Test Procedure

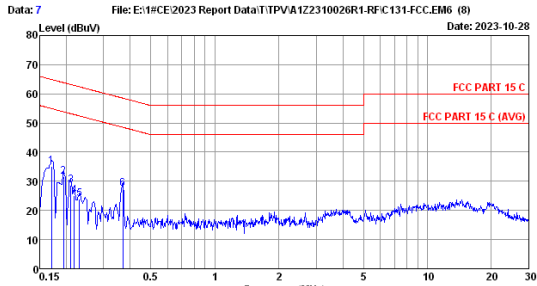
The EUT was placed on a non-metallic table, 80cm above the ground plane. The EUT Power Via PC connected to the power mains through a line impedance stabilization network (L.I.S.N.). This provides a 50 ohm coupling impedance for the EUT (Please refer the block diagram of the test setup and photographs). The AC line are checked to find out the maximum conducted emission. In order to find the maximum emission levels, the relative positions of equipment and all of the interface cables shall be changed according to ANSI C63.10 on Conducted Emission Test.

The bandwidth of test receiver (R & S ESCI) is set at 9kHz.

The frequency range from 150kHz to 30MHz is checked.

### 3.7. Power Line Conducted Emission Test Results

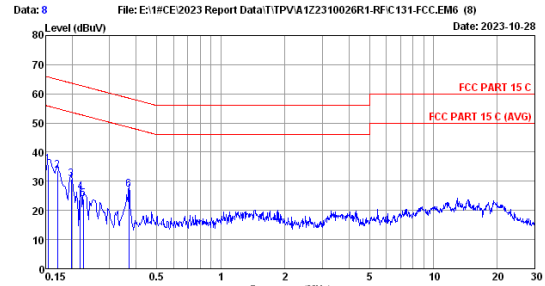
**PASS.** (All emissions not reported below are too low against the prescribed limits.)



Trace: (Discrete)  
 Site no :1# CE  
 Dis./Lism :2023 ENV216-L  
 Limit :FCC PART 15 C  
 Env./Ins. :21.6°C/52%  
 Power Rating :AC 120V/60Hz  
 Test Mode :Wifi5G TX Mode  
 Data No :7  
 Engineer :Sucy

No	Freq (MHz)	LISN Factor (dB)	Cable Loss (dB)	Reading (dBuV)	Emission Level (dBuV)	Limits (dBuV)	Margin (dB)	Remark
1	0.170	9.62	0.01	25.44	35.07	64.94	29.87	QP
2	0.194	9.62	0.01	21.94	31.57	63.84	32.27	QP
3	0.211	9.62	0.01	19.12	28.75	63.18	34.43	QP
4	0.219	9.62	0.01	15.47	25.10	62.88	37.78	QP
5	0.230	9.62	0.01	14.39	24.02	62.44	38.42	QP
6	0.369	9.60	0.01	17.91	27.52	58.52	31.00	QP

Remarks: 1.Emission Level=LISN Factor+Cable Loss+Reading.  
 2.If the average limit is met when using a quasi-peak detector. the EUT shall be deemed to meet both limits and measurement with average detector is unnecessary.



Trace: (Discrete)  
 Site no :1# CE  
 Dis./Lism :2023 ENV216-N  
 Limit :FCC PART 15 C  
 Env./Ins. :21.6°C/52%  
 Power Rating :AC 120V/60Hz  
 Test Mode :Wifi5G TX Mode  
 Data No :8  
 Engineer :Sucy

No	Freq (MHz)	LISN Factor (dB)	Cable Loss (dB)	Reading (dBuV)	Emission Level (dBuV)	Limits (dBuV)	Margin (dB)	Remark
1	0.154	9.69	0.01	25.93	35.63	65.78	30.15	QP
2	0.170	9.69	0.01	23.98	33.68	64.94	31.26	QP
3	0.198	9.70	0.01	20.97	30.68	63.71	33.03	QP
4	0.219	9.70	0.01	16.61	26.32	62.88	36.56	QP
5	0.226	9.70	0.01	14.17	23.88	62.61	38.73	QP
6	0.369	9.72	0.01	17.34	27.07	58.52	31.45	QP

Remarks: 1.Emission Level=LISN Factor+Cable Loss+Reading.  
 2.If the average limit is met when using a quasi-peak detector. the EUT shall be deemed to meet both limits and measurement with average detector is unnecessary.



## 4. RADIATED EMISSION TEST

### 4.1. Test Equipments

#### 4.1.1. For frequency range 30 MHz ~1000MHz (In 3m Anechoic Chamber)

Item	Equipment	Manufacturer	Model No.	Serial No.	Last Cal.	Cal. Interval
1.	3m Chamber(NSA)	AUDIX	N/A	N/A	Aug.11,22	5 Year
2.	3m Chamber(SE)	AUDIX	N/A	N/A	Sep.16,22	5 Year
3.	Signal Analyzer	Rohde & Schwarz	FSV30	103670	Jun.25,23	1 Year
4.	Tri-log-Broadband Antenna	SCHWARZBECK	VULB 9168	429	Oct.10,23	1 Year
5.	NSA Cable	HUBER+SUHNER	CFD400NL-LW	No.3+190411	Sep.20,23	1 Year
6.	Coaxial Switch	Anritsu	MP59B	6201397223	Apr.02,23	1 Year
7.	EMI Test Receiver	Rohde & Schwarz	ESR3	101931	Apr.01,23	1 Year
8.	Amplifier	HP	8447D	2944A11159	Apr.02,23	1 Year
9.	Test Software	AUDIX	e3	6.100913a	N/A	N/A

Note: N/A means Not applicable.

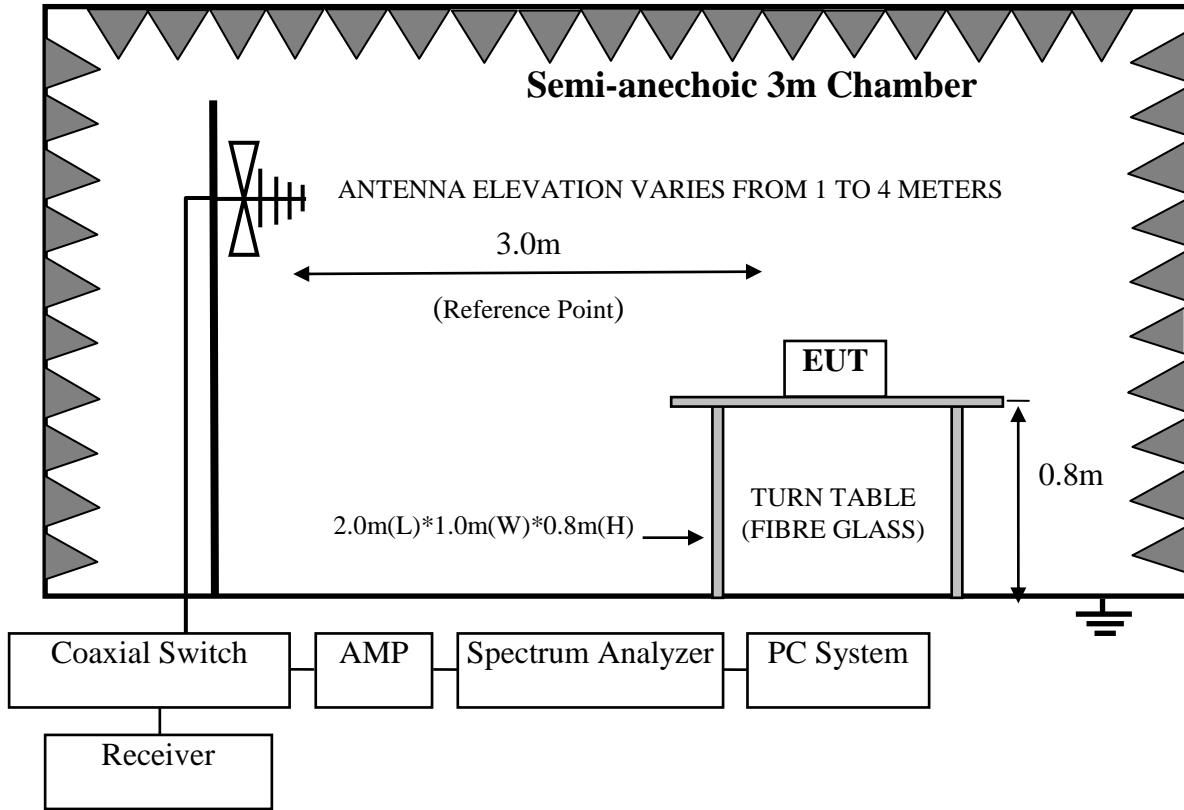
#### 4.1.2. For frequency range 1GHz~40GHz (In 3m Anechoic Chamber)

Item	Equipment	Manufacturer	Model No.	Serial No.	Last Cal.	Cal. Interval
1.	3mChamber(Svswr)	AUDIX	N/A	N/A	Aug.09,22	5 Year
2.	3mChamber(SE)	AUDIX	N/A	N/A	Sep.16,22	5 Year
3.	Signal Analyzer	Rohde & Schwarz	FSV30	104050	Apr.01,23	1 Year
4.	Amplifier	Agilent	83017A	MY53270084	Sep.20,23	1 Year
5.	RF Cable	EMCI	EMC104-SM-SM-15000	190407	Jun.25,23	1 Year
6.	Test Software	AUDIX	e3	6.100913a	N/A	N/A
7.	Horn Antenna	ETC	MCTD 1209	DRH15F03006	Aug.23,23	1 Year

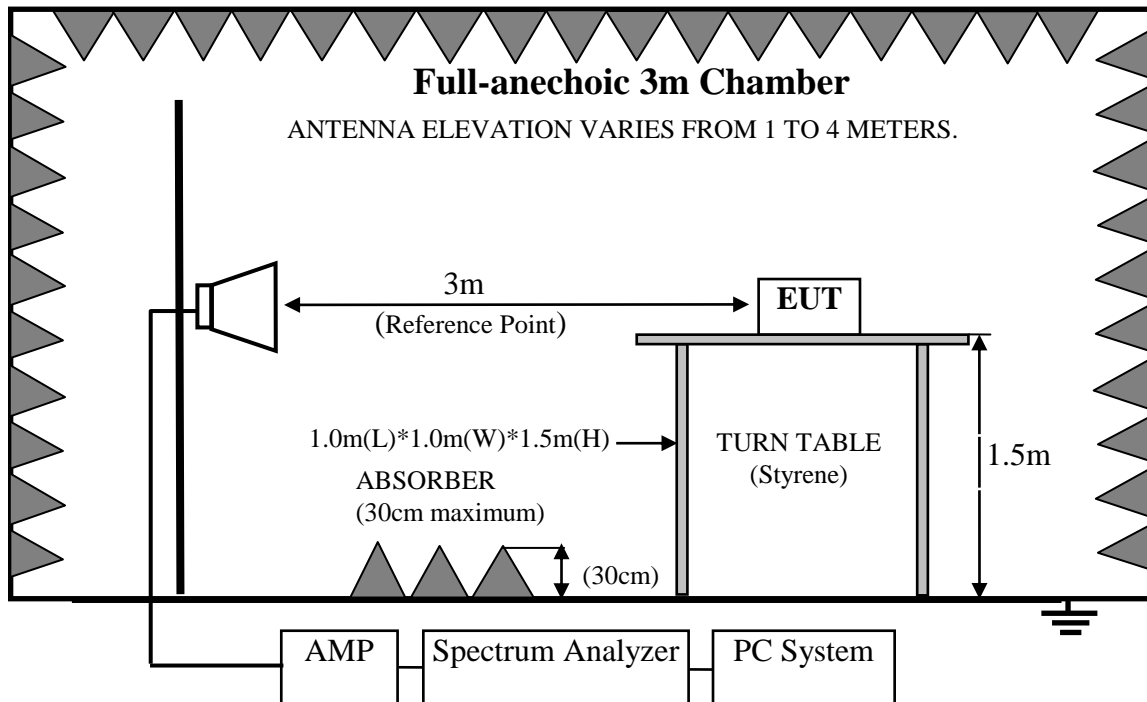
Note: N/A means Not applicable.

### 4.2. Block Diagram of Test Setup

For frequency range 30MHz-1000MHz



For frequency range 1GHz-40GHz



### 4.3.Radiated Emission Limits

For transmitters operating in the 5.15-5.25 GHz; 5.25-5.35GHz; 5.47-5.725GHz, 5.725-5.850GHz band: all emissions outside of those band shall not exceed an EIRP of -27 dBm/MHz. Unwanted emissions below 1 GHz and those emissions appearing within 15.205 restricted frequency bands must comply with the general field strength limits set forth in Section 15.209

#### 4.3.1.15.209 limits

FREQUENCY MHz	DISTANCE Meters	FIELD STRENGTHS LIMIT	
		μV/m	dB(μV)/m
30 ~ 88	3	100	40.0
88 ~ 216	3	150	43.5
216 ~ 960	3	200	46.0
960 ~ 1000	3	500	54.0
Above 1000	3	74.0 dB(μV)/m (Peak) 54.0 dB(μV)/m (Average)	

Remarks : (1) Emission level dBμV = 20 log Emission level μV/m

(2)Emission Level (dBμV/m) = Reading (Receiver) (dBμV) + Antenna Factor (dB/m) + Cable Loss (dB)(Below 1000MHz)

Emission Level (dBμV/m) = Reading (Spectrum) (dBμV) + Antenna Factor (dB/m) – Amp Factor (dB) + Cable Loss (dB)(Above 1000MHz)

(3) The smaller limit shall apply at the cross point between two frequency bands.

(4) Distance is the distance in meters between the measuring instrument, antenna and the closest point of any part of the device or system.

#### 4.3.2.15.205 Restricted bands of operation

MHz	MHz	MHz	GHz
0.090 - 0.110	16.42 - 16.423	399.9 - 410	4.5 - 5.15
0.495 - 0.505	16.69475 - 16.69525	608 - 614	5.35 - 5.46
2.1735 - 2.1905	16.80425 - 16.80475	960 - 1240	7.25 - 7.75
4.125 - 4.128	25.5 - 25.67	1300 - 1427	8.025 - 8.5
4.17725 - 4.17775	37.5 - 38.25	1435 - 1626.5	9.0 - 9.2
4.20725 - 4.20775	73 - 74.6	1645.5 - 1646.5	9.3 - 9.5
6.215 - 6.218	74.8 - 75.2	1660 - 1710	10.6 - 12.7
6.26775 - 6.26825	108 - 121.94	1718.8 - 1722.2	13.25 - 13.4
6.31175 - 6.31225	123 - 138	2200 - 2300	14.47 - 14.5
8.291 - 8.294	149.9 - 150.05	2310 - 2390	15.35 - 16.2
8.362 - 8.366	156.52475 - 156.52525	2483.5 - 2500	17.7 - 21.4
8.37625 - 8.38675	156.7 - 156.9	2690 - 2900	22.01 - 23.12
8.41425 - 8.41475	162.0125 - 167.17	3260 - 3267	23.6 - 24.0
12.29 - 12.293	167.72 - 173.2	3332 - 3339	31.2 - 31.8
12.51975 - 12.52025	240 - 285	3345.8 - 3358	36.43 - 36.5
12.57675 - 12.57725	322 - 335.4	3600 - 4400	( <sup>2</sup> )

#### 4.4.EUT Configuration on Test

The following equipment are installed on Radiated Emission Test to meet the commission requirement and operating regulations in a manner which tends to maximize its emission characteristics in a normal application.

##### 4.4.1.Electronic paper display (EUT)

Model No. : EP-C131

Serial No. : N/A

##### 4.4.2.Support Equipment: As Tested Supporting System Details, in Section 2.4.

#### 4.5.Operating Condition of EUT

4.5.1.Setup the EUT and simulator as shown as Section 4.2.

4.5.2.Turn on the power of all equipments.

4.5.3.Let EUT work in Tx mode.

#### 4.6.Test Procedure

##### **Frequency below 30MHz:**

The EUT setup on the turn table which has 0.8 m height to the ground. The turn table rotated 360 degrees and antenna fixed to 1 m to find the maximum emission level. In order to find the maximum emission, all of the interface cables were manipulated according to ANSI C63.10 regulation.

##### **Frequency above 30MHz:**

EUT and its simulators are placed on a turn table, which is 0.8 meter high above ground for frequency 30MHz~1000MHz, 1.5 meter high above ground for frequency above 1GHz and put the absorbing with 2.4m(L)\*2.4m(W)\*0.3m(H) on the ground . The turn table can rotate 360 degrees to determine the position of the maximum emission level. Power on the EUT and let it working in test mode, then test it.EUT is set 3 meters away from the receiving antenna, which is mounted on a antenna tower. The antenna can be moved up and down between 1 meter and 4 meters to find out the maximum emission level. Broadband antenna (calibrated bilog antenna) is used as receiving antenna for frequency 30MHz~1000MHz, and the Horn antenna is used as receiving antenna for frequency above 1GHz. Both horizontal and vertical polarization of the antenna is set on Test. In order to find the maximum emission levels, all of the interface cables must be manipulated according to ANSI C63.10 on radiated emission Test.

For emissions below 1GHz and those emissions appearing within 15.205 restricted frequency bands use below procedure:

The bandwidth of the EMI test receiver (R&S ESR3) is set at 120kHz for frequency range from 30MHz to 1000 MHz.

Maximum Peak emission levels are measured by setting the analyzer as follows:

- (a) RBW = 1 MHz.
- (b) VBW  $\geq$  3 MHz.
- (c) Detector = Peak.
- (d) Sweep time = auto.
- (e) Trace mode = max hold.
- (f) Allow sweeps to continue until the trace stabilizes. Note that if the transmission is not continuous, the time required for the trace to stabilize will increase by a factor of approximately  $1/x$ , where  $x$  is the duty cycle. For example, at 50% duty cycle, the measurement time will increase by a factor of two relative to measurement time for continuous transmission.

Maximum Average emission levels are measured by setting the analyzer as follows:

- (a) RBW = 1 MHz.
- (b) VBW  $\geq$  3 MHz.
- (c) Detector = power averaging (rms), if  $\text{span}/(\# \text{ of points in sweep}) \leq \text{RBW}/2$ . Satisfying this condition may require increasing the number of points in the sweep or reducing the span. If the condition is not satisfied, the detector mode shall be set to peak.
- (d) Averaging type = power averaging (rms)  
As an alternative, the detector and averaging type may be set for linear voltage averaging. Some instruments require linear display mode to use linear voltage averaging. Log or dB averaging shall not be used.
- (e) Sweep time = auto.
- (f) Perform a trace average of at least 100 traces if the transmission is continuous. If the transmission is not continuous, the number of traces shall be increased by a factor of  $1/x$ , where  $x$  is the duty cycle. For example, with 50% duty cycle, at least 200 traces shall be averaged. (If a specific emission is demonstrated to be continuous—i.e., 100% duty cycle—rather than turning on and off with the transmit cycle, at least 100 traces shall be averaged.)
- (g) If tests are performed with the EUT transmitting at a duty cycle less than 98%, a correction factor shall be added to the measurement results prior to comparing to the emission limit to compute the emission level that would have been measured had the test been performed at 100% duty cycle. The correction factor is computed as follows:
  - If power averaging (rms) mode was used in step (iv) above, the correction factor is  $10 \log (1/x)$ , where  $x$  is the duty cycle. For example, if the transmit duty cycle was 50%, then 3 dB must be added to the measured emission levels.
  - If linear voltage averaging mode was used in step (iv) above, the correction factor is  $20 \log (1/x)$ , where  $x$  is the duty cycle. For example, if the transmit duty cycle was 50%, then 6 dB must be added to the measured emission levels.
  - If a specific emission is demonstrated to be continuous (100% duty cycle) rather than turning on and off with the transmit cycle, no duty cycle correction is required for that emission.

For the emissions above 1GHz and not appearing within 15.205 restricted frequency bands use below procedure:

- (1).The maximum emission at 3m distance was measured and recorded with receive antenna in both vertical and horizontal by rotating the turntable and by lowering the receive antenna.
- (2).The EUT was then removed and replaced with a substitution antenna in the same position and the substitution antenna must have the same polarization with the receive antenna.
- (3). A signal which have the same frequency obtained in step 2 was fed to the substitution, the receive antenna was raised and lowered to obtain a maximum reading at the test receiver, the level of the signal generator was adjusted until the measured field strength level in step 2 was obtained, recorded the level of the signal generator.
- (4).Repeated step 4 with both antenna polarizations
- (5).The spurious emissions is equal to the power supplied by the signal generator and corrections due to the gain of the substitution antenna and the cable loss between the signal generator and the substitution antenna. or use procedure (6).
- (6). Per KDB789033 clause H 2)d).if the test distance is 3m,the  $EIRP(dBm)=E(dB\mu v/m)-95.2$   
Get the result of all unwanted emission outside the restricted band is less than the  $-27dBm/MHz$ .

We had checked frequency range that is 30MHz to 10<sup>th</sup> harmonic (40GHz) and no any emissions were found from 18GHz to 40GHz, so the radiated emission from 18GHz to 40GHz were not record.

#### 4.7.Radiated Emission Test Results

**PASS.**

All the emissions from 30MHz to 1 GHz were comply with 15.209 limits.

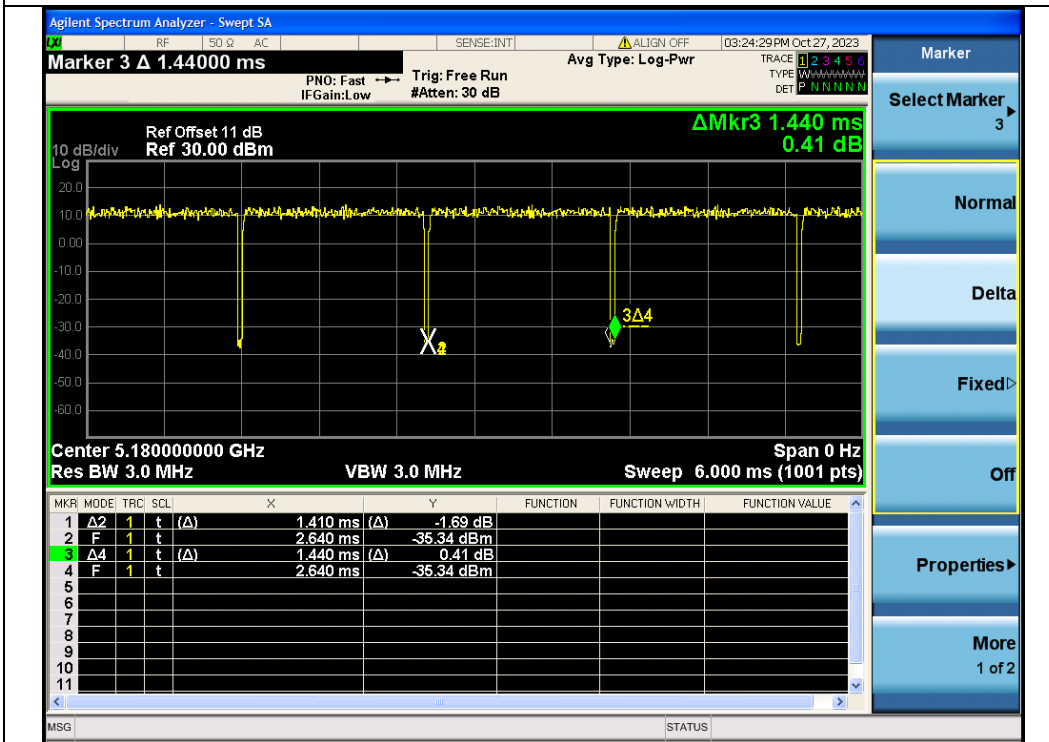
All other emission comply with 15.407 (b)(1) requirements.

Note: The emissions (9kHz~30MHz) not reported for there is no emission be found.



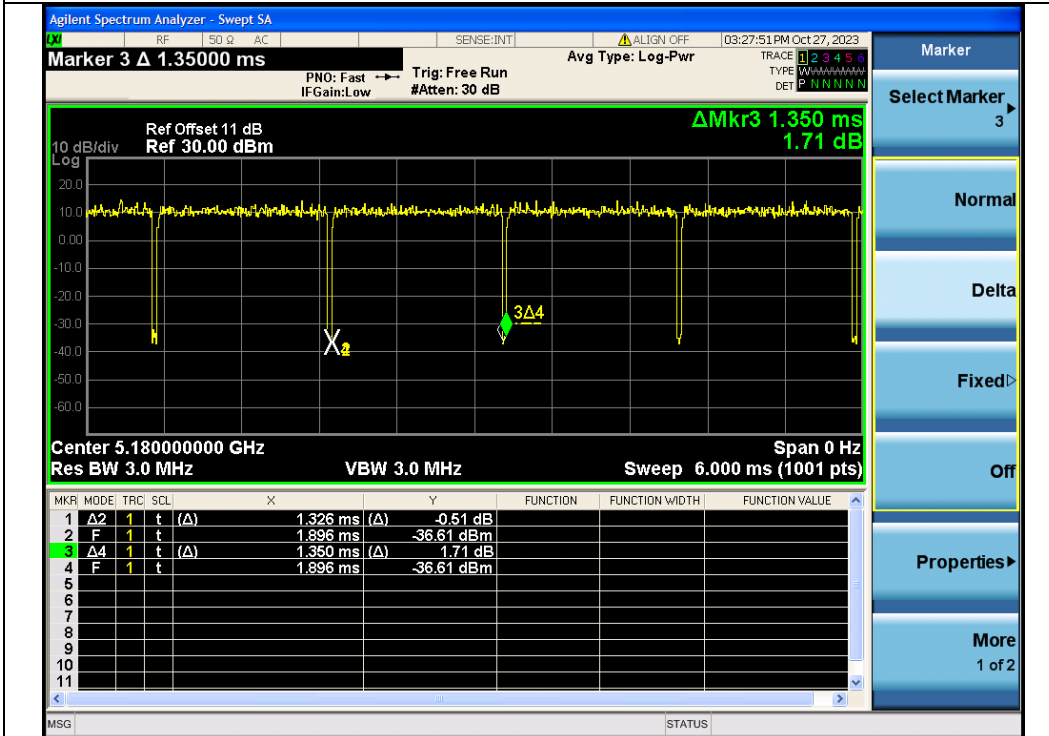
Duty cycle

11 a



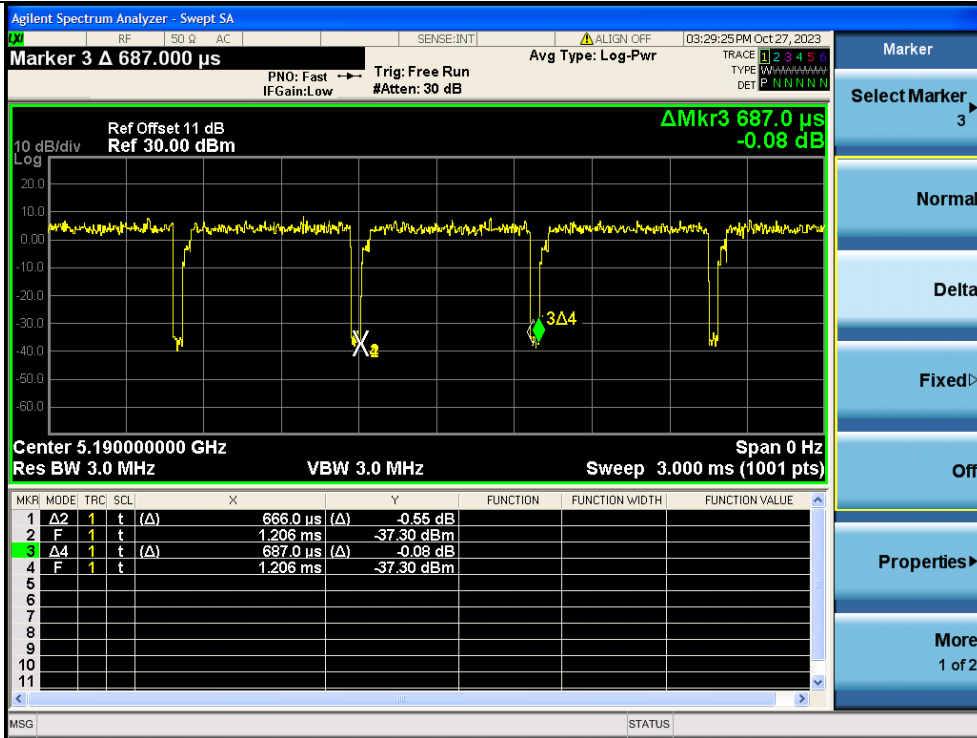
Note: The duty cycle factor is 0.

11n HT20



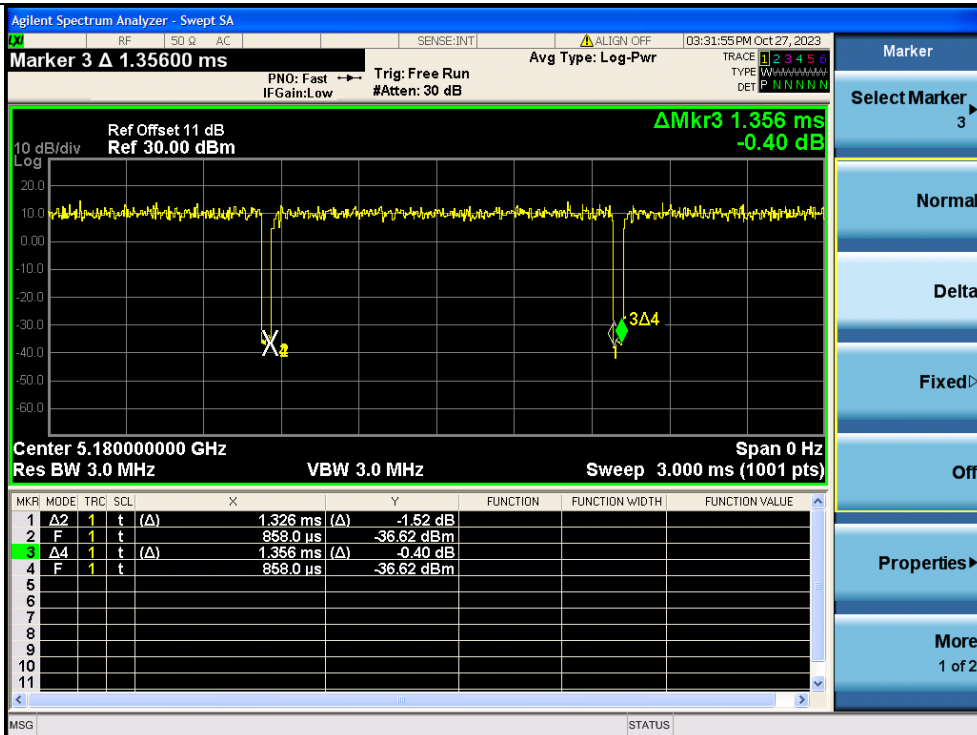
Note: The duty cycle factor is 0.

### 11n HT40



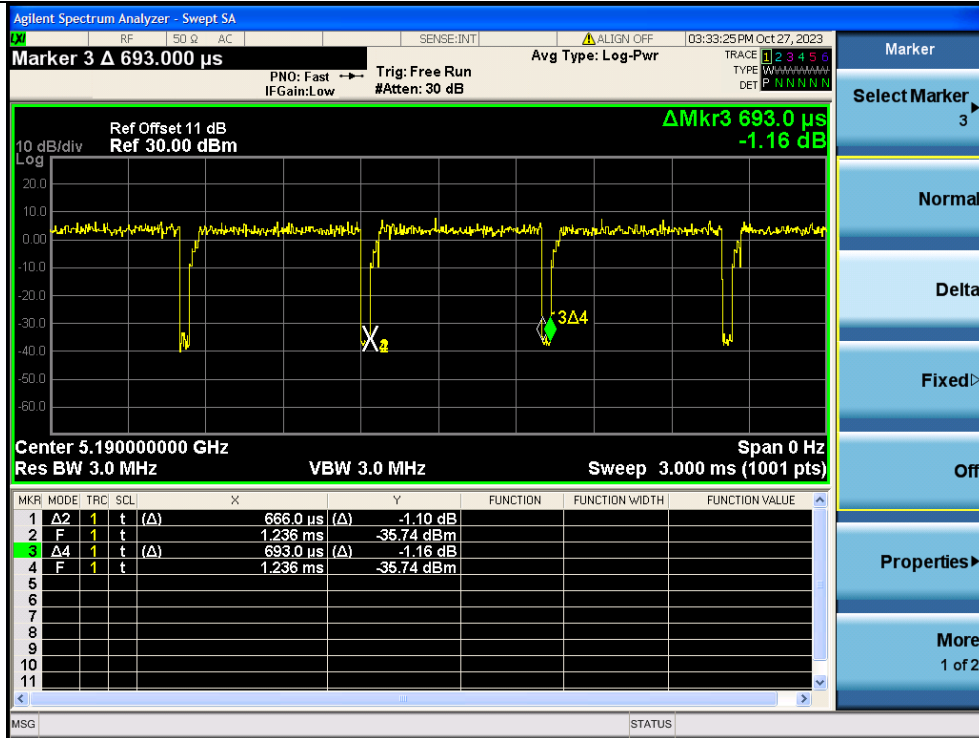
Note: The duty cycle factor is 0.18.

### 11ac VHT20



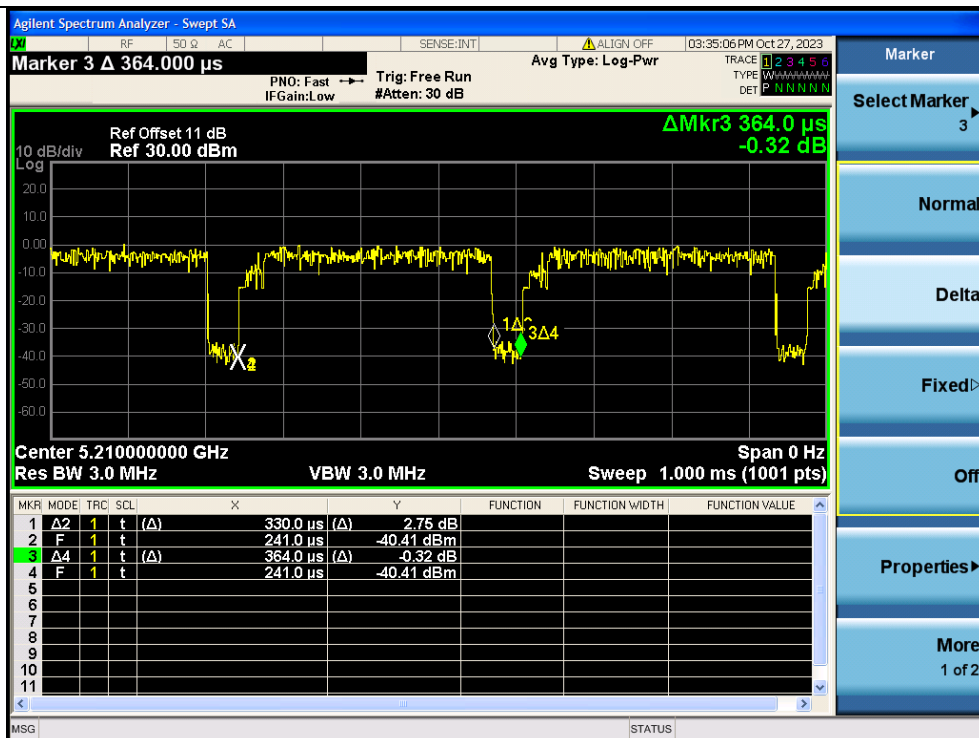
Note: The duty cycle factor is 0.

### 11ac VHT40



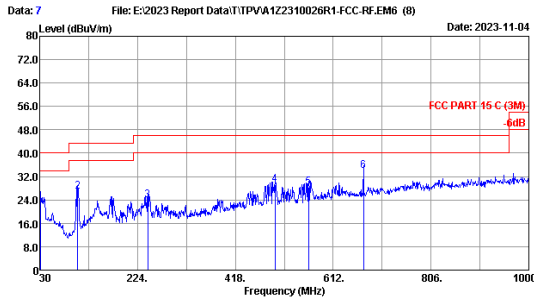
Note: The duty cycle factor is 0.18.

### 11ac VHT80



Note: The duty cycle factor is 0.41.

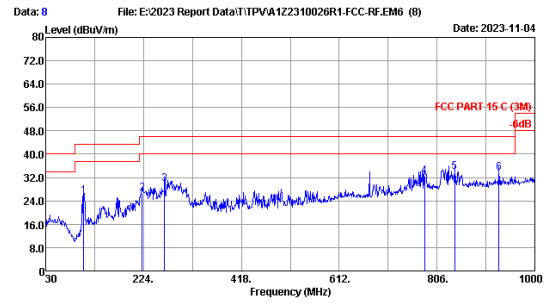
### Frequency: 30MHz~1GHz



Site no. : 3m Chamber Data no. : 7  
 Dis. / Ant. : 3m 2023 VULB 9168-429 Ant. pol. : VERTICAL  
 Limit : FCC PART 15 C (3M)  
 Env. / Ins. : 23.6°C55% Engineer : Abel  
 Test Mode : WIFI5G TX Mode

No.	Freq. (MHz)	Ant. Factor (dB/m)	Cable Loss (dB)	Reading (dBuV)	Emission Level (dBuV/m)	Limits (dBuV/m)	Margin (dB)	Remark
1	30.970	19.00	0.50	35.72	24.92	40.00	15.08	QP
2	105.660	16.17	0.89	39.86	26.87	43.50	16.63	QP
3	244.370	17.67	1.32	34.23	24.06	46.00	21.94	QP
4	496.570	23.63	1.82	33.66	29.22	46.00	16.78	QP
5	563.500	24.70	1.97	31.55	28.45	46.00	17.55	QP
6	672.140	26.44	2.18	34.80	33.86	46.00	12.14	QP

Remarks: 1. Emission Level= Antenna Factor + Cable Loss + Reading.  
 2. The emission levels that are 20dB below the official limit are not reported.

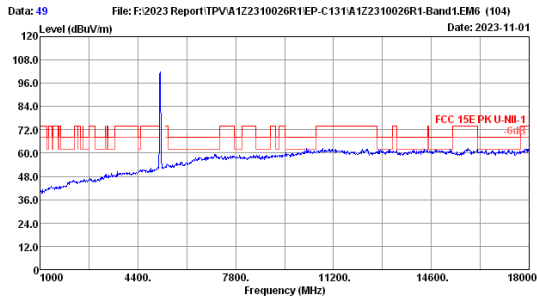


Site no. : 3m Chamber Data no. : 8  
 Dis. / Ant. : 3m 2023 VULB 9168-429 Ant. pol. : HORIZONTAL  
 Limit : FCC PART 15 C (3M)  
 Env. / Ins. : 23.6°C55% Engineer : Abel  
 Test Mode : WIFI5G TX Mode

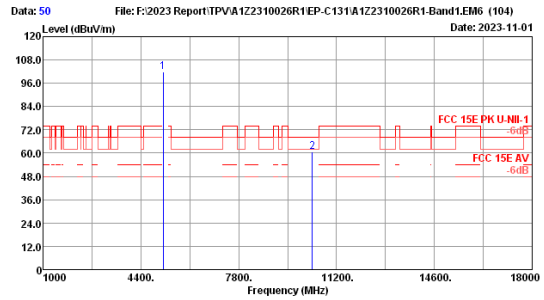
No.	Freq. (MHz)	Ant. Factor (dB/m)	Cable Loss (dB)	Reading (dBuV)	Emission Level (dBuV/m)	Limits (dBuV/m)	Margin (dB)	Remark
1	105.660	16.17	0.89	38.67	25.68	43.50	17.82	QP
2	221.090	15.72	1.25	38.93	26.64	46.00	19.36	QP
3	265.710	18.34	1.36	39.18	29.78	46.00	16.22	QP
4	781.750	28.24	2.35	31.03	32.45	46.00	13.55	QP
5	840.920	28.70	2.49	31.80	34.09	46.00	11.91	QP
6	929.190	29.90	2.69	29.50	33.61	46.00	12.39	QP

Remarks: 1. Emission Level= Antenna Factor + Cable Loss + Reading.  
 2. The emission levels that are 20dB below the official limit are not reported.

**Frequency: 1GHz~18GHz**  
**U-NII-1 Band:**



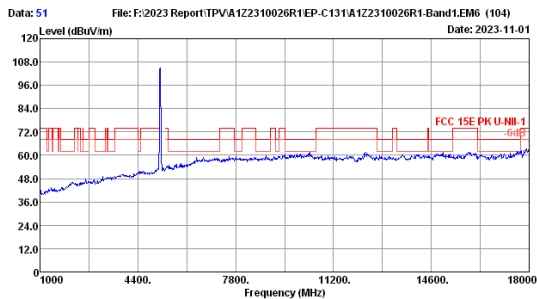
Site no. : 3m Chamber Data no. : 49  
 Dis. / Ant. : 3m 2023 MCTD1209-3006 Ant. pol. : VERTICAL  
 Limit : FCC 15E PK U-NII-1  
 Env. / Ins. : 23.2°C/52.5% Engineer : nier  
 Test Mode : WIFI 5G 11a 5180MHz TX Mode



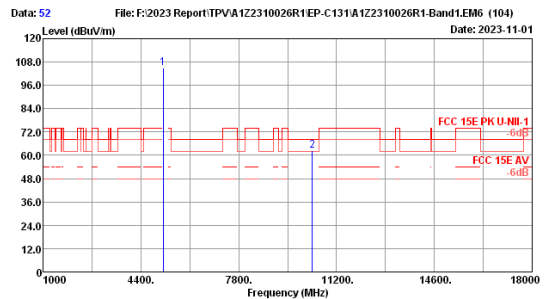
Site no. : 3m Chamber Data no. : 50  
 Dis. / Ant. : 3m 2023 MCTD1209-3006 Ant. pol. : VERTICAL  
 Limit : FCC 15E PK U-NII-1  
 Env. / Ins. : 23.2°C/52.5% Engineer : nier  
 Test Mode : WIFI 5G 11a 5180MHz TX Mode

No.	Freq. (MHz)	Ant. Factor (dB/m)	Cable Loss (dB)	Amp factor (dB)	Reading (dBuV)	Emission Level (dBuV/m)	Limits (dBuV/m)	Margin (dB)	Remark
1	5180.00	32.50	6.67	33.66	96.13	101.64	60.20	7.70	Peak
2	21036.00	38.36	8.17	33.95	47.92	60.50	60.20	7.70	Peak

Remarks: 1. Emission Level= Antenna Factor + Cable Loss + Reading -Amp factor.  
 2. The emission levels that are 20dB below the official limit are not reported.



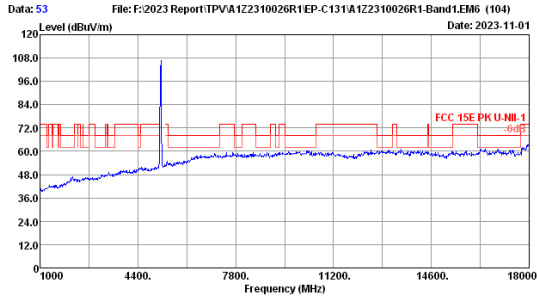
Site no. : 3m Chamber Data no. : 51  
 Dis. / Ant. : 3m 2023 MCTD1209-3006 Ant. pol. : HORIZONTAL  
 Limit : FCC 15E PK U-NII-1  
 Env. / Ins. : 23.2°C/52.5% Engineer : nier  
 Test Mode : WIFI 5G 11a 5180MHz TX Mode



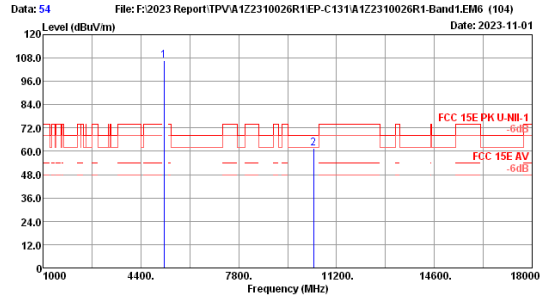
Site no. : 3m Chamber Data no. : 52  
 Dis. / Ant. : 3m 2023 MCTD1209-3006 Ant. pol. : HORIZONTAL  
 Limit : FCC 15E PK U-NII-1  
 Env. / Ins. : 23.2°C/52.5% Engineer : nier  
 Test Mode : WIFI 5G 11a 5180MHz TX Mode

No.	Freq. (MHz)	Ant. Factor (dB/m)	Cable Loss (dB)	Amp factor (dB)	Reading (dBuV)	Emission Level (dBuV/m)	Limits (dBuV/m)	Margin (dB)	Remark
1	5180.00	32.50	6.67	33.66	99.44	104.95	60.20	5.82	Peak
2	21036.00	38.36	8.17	33.95	49.80	62.38	60.20	5.82	Peak

Remarks: 1. Emission Level= Antenna Factor + Cable Loss + Reading -Amp factor.  
 2. The emission levels that are 20dB below the official limit are not reported.



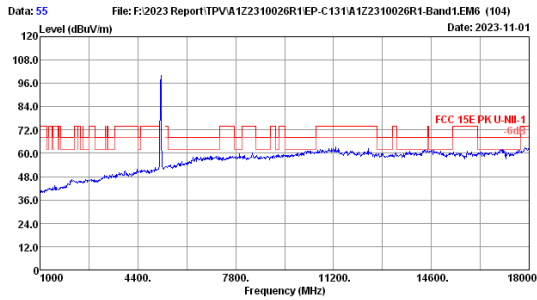
File: F:\2023 Report\TPVA122310026R1EP-C131A122310026R1-Band1.EM6 (104)  
 Date: 2023-11-01  
 Site no. : 3m Chamber Data no. : 53  
 Dis. / Ant. : 3m 2023 MCTD1209-3006 Ant. pol. : HORIZONTAL  
 Limit : FCC 15E PK U-NII-1  
 Env. / Ins. : 23.2°C/52.5% Engineer : nier  
 Test Mode : WIFI 5G 11a 5200MHz TX Mode



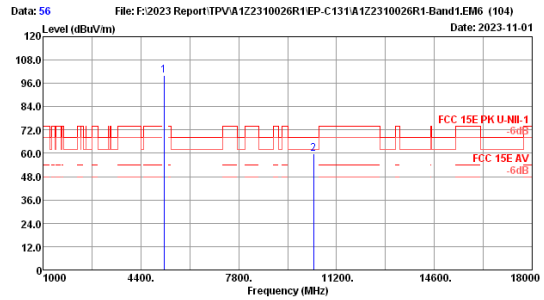
File: F:\2023 Report\TPVA122310026R1EP-C131A122310026R1-Band1.EM6 (104)  
 Date: 2023-11-01  
 Site no. : 3m Chamber Data no. : 54  
 Dis. / Ant. : 3m 2023 MCTD1209-3006 Ant. pol. : HORIZONTAL  
 Limit : FCC 15E PK U-NII-1  
 Env. / Ins. : 23.2°C/52.5% Engineer : nier  
 Test Mode : WIFI 5G 11a 5200MHz TX Mode

No.	Freq. (MHz)	Ant. Factor (dB/m)	Cable Loss (dB)	Amp Factor (dB)	Reading Level (dBuV)	Emission Level (dBuV/m)	Limits (dBuV/m)	Margin (dB)	Remark
1	5200.00	32.50	6.68	33.66	101.37	106.89	68.20	6.70	Peak
2	210400.00	38.40	8.18	33.91	48.83	61.50	68.20	6.70	Peak

Remarks: 1. Emission Level= Antenna Factor + Cable Loss + Reading - Amp Factor.  
 2. The emission levels that are 20dB below the official limit are not reported.



File: F:\2023 Report\TPVA122310026R1EP-C131A122310026R1-Band1.EM6 (104)  
 Date: 2023-11-01  
 Site no. : 3m Chamber Data no. : 55  
 Dis. / Ant. : 3m 2023 MCTD1209-3006 Ant. pol. : VERTICAL  
 Limit : FCC 15E PK U-NII-1  
 Env. / Ins. : 23.2°C/52.5% Engineer : nier  
 Test Mode : WIFI 5G 11a 5200MHz TX Mode

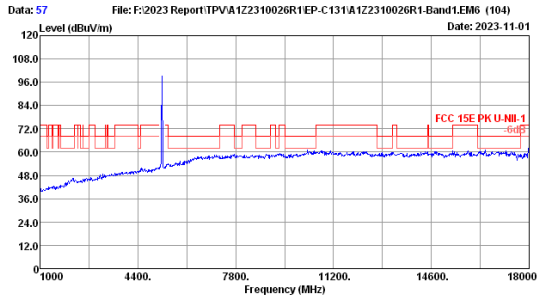


File: F:\2023 Report\TPVA122310026R1EP-C131A122310026R1-Band1.EM6 (104)  
 Date: 2023-11-01  
 Site no. : 3m Chamber Data no. : 56  
 Dis. / Ant. : 3m 2023 MCTD1209-3006 Ant. pol. : VERTICAL  
 Limit : FCC 15E PK U-NII-1  
 Env. / Ins. : 23.2°C/52.5% Engineer : nier  
 Test Mode : WIFI 5G 11a 5200MHz TX Mode

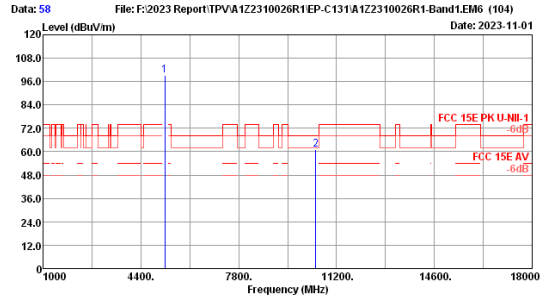
No.	Freq. (MHz)	Ant. Factor (dB/m)	Cable Loss (dB)	Amp Factor (dB)	Reading Level (dBuV)	Emission Level (dBuV/m)	Limits (dBuV/m)	Margin (dB)	Remark
1	5200.00	32.50	6.68	33.66	94.38	99.90	68.20	8.28	Peak
2	210400.00	38.40	8.18	33.91	47.25	59.92	68.20	8.28	Peak

Remarks: 1. Emission Level= Antenna Factor + Cable Loss + Reading - Amp Factor.  
 2. The emission levels that are 20dB below the official limit are not reported.





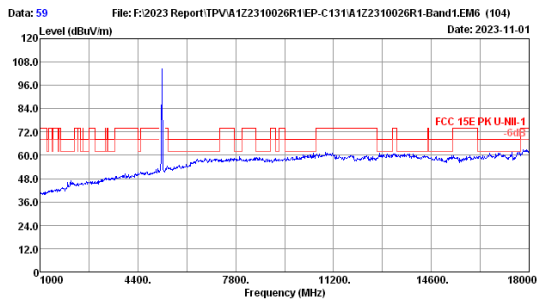
Site no. : 3m Chamber Data no. : 57  
 Dis. / Ant. : 3m 2023 MCTD1209-3006 Ant. pol. : VERTICAL  
 Limit : FCC 15E PK U-NII-1  
 Env. / Ins. : 23.2°C/52.5% Engineer : nier  
 Test Mode : WIFI 5G 11a 5240MHz TX Mode



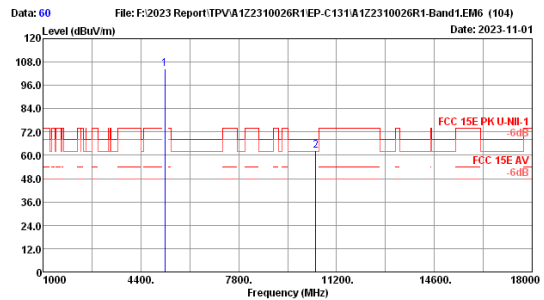
Site no. : 3m Chamber Data no. : 58  
 Dis. / Ant. : 3m 2023 MCTD1209-3006 Ant. pol. : VERTICAL  
 Limit : FCC 15E PK U-NII-1  
 Env. / Ins. : 23.2°C/52.5% Engineer : nier  
 Test Mode : WIFI 5G 11a 5240MHz TX Mode

No.	Freq. (MHz)	Ant. Factor (dB/m)	Cable Loss (dB)	Amp Factor (dB)	Reading Level (dBuV)	Emission Level (dBuV/m)	Limits (dBuV/m)	Margin (dB)	Remark
1	5240.00	32.66	6.70	33.65	93.63	99.34	68.20	6.90	Peak
2	210480.00	38.40	8.20	33.86	48.56	61.30	68.20	6.90	Peak

Remarks: 1. Emission Level= Antenna Factor + Cable Loss + Reading - Amp factor.  
 2. The emission levels that are 20dB below the official limit are not reported.



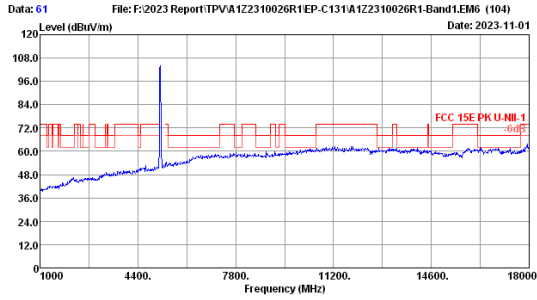
Site no. : 3m Chamber Data no. : 59  
 Dis. / Ant. : 3m 2023 MCTD1209-3006 Ant. pol. : HORIZONTAL  
 Limit : FCC 15E PK U-NII-1  
 Env. / Ins. : 23.2°C/52.5% Engineer : nier  
 Test Mode : WIFI 5G 11a 5240MHz TX Mode



Site no. : 3m Chamber Data no. : 60  
 Dis. / Ant. : 3m 2023 MCTD1209-3006 Ant. pol. : HORIZONTAL  
 Limit : FCC 15E PK U-NII-1  
 Env. / Ins. : 23.2°C/52.5% Engineer : nier  
 Test Mode : WIFI 5G 11a 5240MHz TX Mode

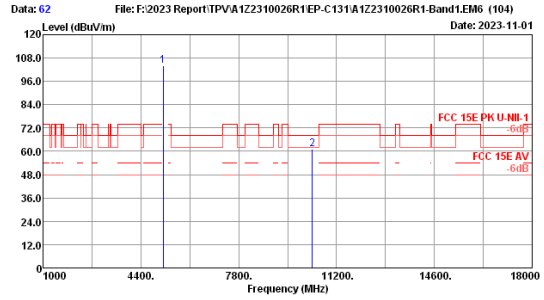
No.	Freq. (MHz)	Ant. Factor (dB/m)	Cable Loss (dB)	Amp Factor (dB)	Reading Level (dBuV)	Emission Level (dBuV/m)	Limits (dBuV/m)	Margin (dB)	Remark
1	5240.00	32.66	6.70	33.65	98.59	104.30	68.20	5.95	Peak
2	210480.00	38.40	8.20	33.86	49.51	62.25	68.20	5.95	Peak

Remarks: 1. Emission Level= Antenna Factor + Cable Loss + Reading - Amp factor.  
 2. The emission levels that are 20dB below the official limit are not reported.



File: F:\2023 Report\TPVA\122310026R1EP-C\131A\122310026R1-Band1.EM6 (104)  
 Date: 2023-11-01

Site no. : 3m Chamber Data no. : 61  
 Dis. / Ant. : 3m 2023 MCTD1209-3006 Ant. pol. : HORIZONTAL  
 Limit : FCC 15E PK U-NII-1  
 Env. / Ins. : 23.2°C/52.5% Engineer : nier  
 Test Mode : WIFI 5G 11n20 5180MHz TX Mode

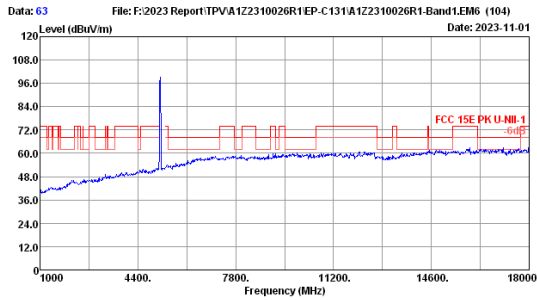


File: F:\2023 Report\TPVA\122310026R1EP-C\131A\122310026R1-Band1.EM6 (104)  
 Date: 2023-11-01

Site no. : 3m Chamber Data no. : 62  
 Dis. / Ant. : 3m 2023 MCTD1209-3006 Ant. pol. : HORIZONTAL  
 Limit : FCC 15E PK U-NII-1  
 Env. / Ins. : 23.2°C/52.5% Engineer : nier  
 Test Mode : WIFI 5G 11n20 5180MHz TX Mode

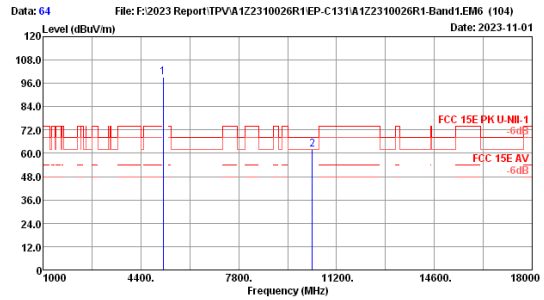
No.	Freq. (MHz)	Ant. Factor (dB/m)	Cable Loss (dB)	Amp Factor (dB)	Reading Level (dBuV)	Emission Level (dBuV/m)	Limits (dBuV/m)	Margin (dB)	Remark
1	5180.00	32.50	6.67	33.66	98.64	104.15	68.20	6.93	Peak
2	210360.00	38.36	8.17	33.95	48.59	61.27	68.20	6.93	Peak

Remarks: 1. Emission Level= Antenna Factor + Cable Loss + Reading - Amp Factor.  
 2. The emission levels that are 20dB below the official limit are not reported.



File: F:\2023 Report\TPVA\122310026R1EP-C\131A\122310026R1-Band1.EM6 (104)  
 Date: 2023-11-01

Site no. : 3m Chamber Data no. : 63  
 Dis. / Ant. : 3m 2023 MCTD1209-3006 Ant. pol. : VERTICAL  
 Limit : FCC 15E PK U-NII-1  
 Env. / Ins. : 23.2°C/52.5% Engineer : nier  
 Test Mode : WIFI 5G 11n20 5180MHz TX Mode

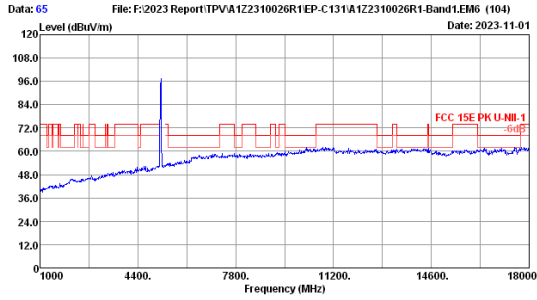


File: F:\2023 Report\TPVA\122310026R1EP-C\131A\122310026R1-Band1.EM6 (104)  
 Date: 2023-11-01

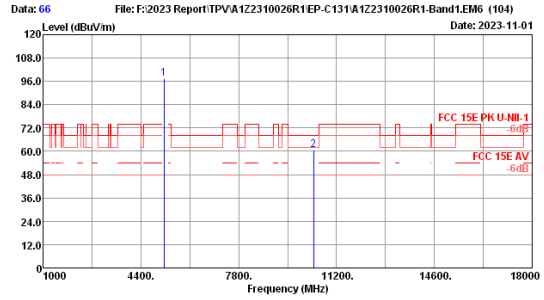
Site no. : 3m Chamber Data no. : 64  
 Dis. / Ant. : 3m 2023 MCTD1209-3006 Ant. pol. : VERTICAL  
 Limit : FCC 15E PK U-NII-1  
 Env. / Ins. : 23.2°C/52.5% Engineer : nier  
 Test Mode : WIFI 5G 11n20 5180MHz TX Mode

No.	Freq. (MHz)	Ant. Factor (dB/m)	Cable Loss (dB)	Amp Factor (dB)	Reading Level (dBuV)	Emission Level (dBuV/m)	Limits (dBuV/m)	Margin (dB)	Remark
1	5180.00	32.50	6.67	33.66	93.70	99.21	68.20	6.37	Peak
2	210360.00	38.36	8.17	33.95	49.25	61.83	68.20	6.37	Peak

Remarks: 1. Emission Level= Antenna Factor + Cable Loss + Reading - Amp Factor.  
 2. The emission levels that are 20dB below the official limit are not reported.



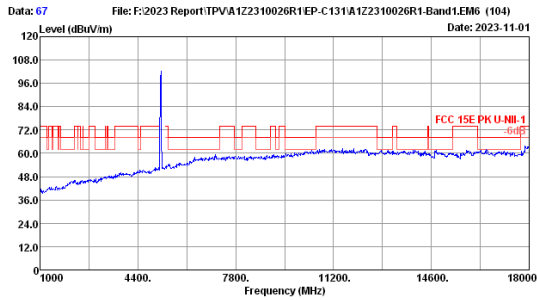
File: F:\2023 Report\TPVA\122310026R1EP-C\131A\122310026R1-Band1.EM6 (104)  
 Date: 2023-11-01  
 Site no. : 3m Chamber Data no. : 65  
 Dis. / Ant. : 3m 2023 MCTD1209-3006 Ant. pol. : VERTICAL  
 Limit : FCC 15E PK U-NII-1  
 Env. / Ins. : 23.2°C/52.5% Engineer : nier  
 Test Mode : WIFI 5G 11n20 5200MHz TX Mode



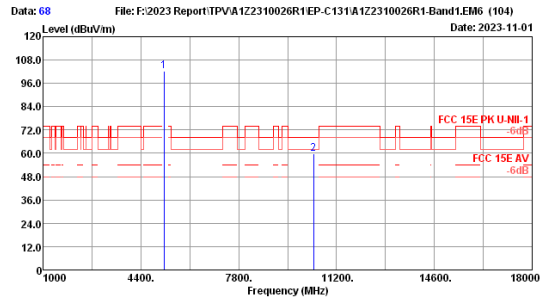
File: F:\2023 Report\TPVA\122310026R1EP-C\131A\122310026R1-Band1.EM6 (104)  
 Date: 2023-11-01  
 Site no. : 3m Chamber Data no. : 66  
 Dis. / Ant. : 3m 2023 MCTD1209-3006 Ant. pol. : VERTICAL  
 Limit : FCC 15E PK U-NII-1  
 Env. / Ins. : 23.2°C/52.5% Engineer : nier  
 Test Mode : WIFI 5G 11n20 5200MHz TX Mode

No.	Freq. (MHz)	Ant. Factor (dB/m)	Cable Loss (dB)	Amp Factor (dB)	Reading (dBuV)	Emission Level (dBuV/m)	Limits (dBuV/m)	Margin (dB)	Remark
1	5200.00	32.50	6.68	33.66	92.05	97.57	68.20	7.36	Peak
2	210400.00	38.40	8.18	33.91	48.17	60.84	68.20	7.36	Peak

Remarks: 1. Emission Level= Antenna Factor + Cable Loss + Reading - Amp Factor.  
 2. The emission levels that are 20dB below the official limit are not reported.



File: F:\2023 Report\TPVA\122310026R1EP-C\131A\122310026R1-Band1.EM6 (104)  
 Date: 2023-11-01  
 Site no. : 3m Chamber Data no. : 67  
 Dis. / Ant. : 3m 2023 MCTD1209-3006 Ant. pol. : HORIZONTAL  
 Limit : FCC 15E PK U-NII-1  
 Env. / Ins. : 23.2°C/52.5% Engineer : nier  
 Test Mode : WIFI 5G 11n20 5200MHz TX Mode

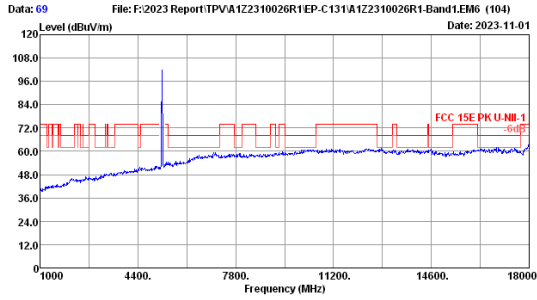


File: F:\2023 Report\TPVA\122310026R1EP-C\131A\122310026R1-Band1.EM6 (104)  
 Date: 2023-11-01  
 Site no. : 3m Chamber Data no. : 68  
 Dis. / Ant. : 3m 2023 MCTD1209-3006 Ant. pol. : HORIZONTAL  
 Limit : FCC 15E PK U-NII-1  
 Env. / Ins. : 23.2°C/52.5% Engineer : nier  
 Test Mode : WIFI 5G 11n20 5200MHz TX Mode

No.	Freq. (MHz)	Ant. Factor (dB/m)	Cable Loss (dB)	Amp Factor (dB)	Reading (dBuV)	Emission Level (dBuV/m)	Limits (dBuV/m)	Margin (dB)	Remark
1	5200.00	32.50	6.68	33.66	96.72	102.24	68.20	8.33	Peak
2	210400.00	38.40	8.18	33.91	47.20	59.87	68.20	8.33	Peak

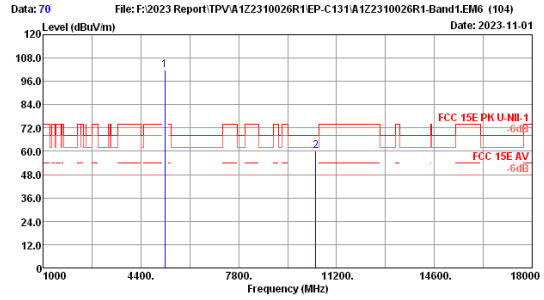
Remarks: 1. Emission Level= Antenna Factor + Cable Loss + Reading - Amp Factor.  
 2. The emission levels that are 20dB below the official limit are not reported.

FCC ID: APYBSC0004



File: F:\2023 Report\TPVA122310026R1EP-C131A122310026R1-Band1.EM6 (104)  
Date: 2023-11-01

Site no. : 3m Chamber Data no. : 69  
Dis. / Ant. : 3m 2023 MCTD1209-3006 Ant. pol. : HORIZONTAL  
Limit : FCC 15E PK U-NII-1  
Env. / Ins. : 23.2°C/52.5% Engineer : nier  
Test Mode : WIFI 5G 11n20 5240MHz TX Mode

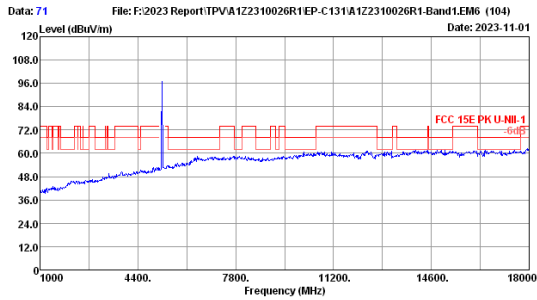


File: F:\2023 Report\TPVA122310026R1EP-C131A122310026R1-Band1.EM6 (104)  
Date: 2023-11-01

Site no. : 3m Chamber Data no. : 70  
Dis. / Ant. : 3m 2023 MCTD1209-3006 Ant. pol. : HORIZONTAL  
Limit : FCC 15E PK U-NII-1  
Env. / Ins. : 23.2°C/52.5% Engineer : nier  
Test Mode : WIFI 5G 11n20 5240MHz TX Mode

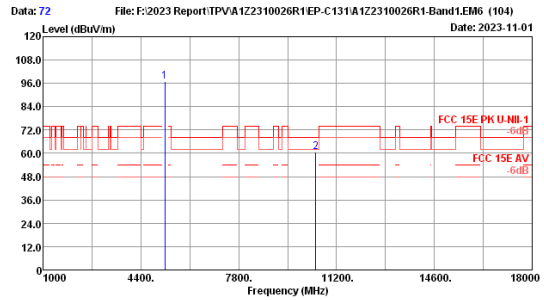
No.	Freq. (MHz)	Ant. Factor (dB/m)	Cable Loss (dB)	Amp Factor (dB)	Reading Level (dBuV)	Emission Level (dBuV/m)	Limits (dBuV/m)	Margin (dB)	Remark
1	5240.00	32.66	6.70	33.65	96.27	101.98	68.20	7.82	Peak
2	210480.00	38.40	8.20	33.86	47.84	60.38	68.20	7.82	Peak

Remarks: 1. Emission Level= Antenna Factor + Cable Loss + Reading - Amp Factor.  
2. The emission levels that are 20dB below the official limit are not reported.



File: F:\2023 Report\TPVA122310026R1EP-C131A122310026R1-Band1.EM6 (104)  
Date: 2023-11-01

Site no. : 3m Chamber Data no. : 71  
Dis. / Ant. : 3m 2023 MCTD1209-3006 Ant. pol. : VERTICAL  
Limit : FCC 15E PK U-NII-1  
Env. / Ins. : 23.2°C/52.5% Engineer : nier  
Test Mode : WIFI 5G 11n20 5240MHz TX Mode

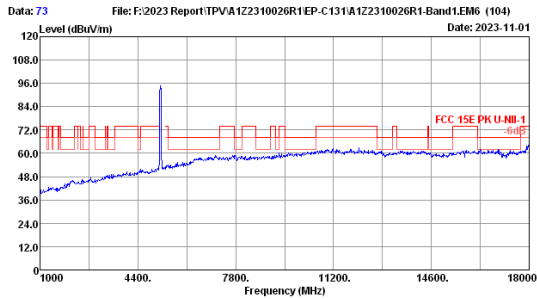


File: F:\2023 Report\TPVA122310026R1EP-C131A122310026R1-Band1.EM6 (104)  
Date: 2023-11-01

Site no. : 3m Chamber Data no. : 72  
Dis. / Ant. : 3m 2023 MCTD1209-3006 Ant. pol. : VERTICAL  
Limit : FCC 15E PK U-NII-1  
Env. / Ins. : 23.2°C/52.5% Engineer : nier  
Test Mode : WIFI 5G 11n20 5240MHz TX Mode

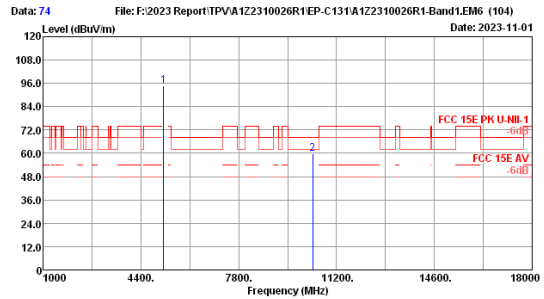
No.	Freq. (MHz)	Ant. Factor (dB/m)	Cable Loss (dB)	Amp Factor (dB)	Reading Level (dBuV)	Emission Level (dBuV/m)	Limits (dBuV/m)	Margin (dB)	Remark
1	5240.00	32.66	6.70	33.65	91.19	96.90	68.20	7.58	Peak
2	210480.00	38.40	8.20	33.86	47.88	60.62	68.20	7.58	Peak

Remarks: 1. Emission Level= Antenna Factor + Cable Loss + Reading - Amp Factor.  
2. The emission levels that are 20dB below the official limit are not reported.



File: F:\2023 Report\TPVA122310026R1EP-C131A122310026R1-Band1.EM6 (104)  
 Date: 2023-11-01

Site no. : 3m Chamber Data no. : 73  
 Dis. / Ant. : 3m 2023 MCTD1209-3006 Ant. pol. : VERTICAL  
 Limit : FCC 15E PK U-NII-1  
 Env. / Ins. : 23.2°C/52.5% Engineer : nier  
 Test Mode : WIFI 5G 11n40 5190MHz TX Mode

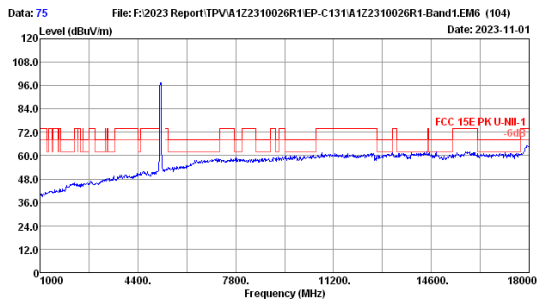


File: F:\2023 Report\TPVA122310026R1EP-C131A122310026R1-Band1.EM6 (104)  
 Date: 2023-11-01

Site no. : 3m Chamber Data no. : 74  
 Dis. / Ant. : 3m 2023 MCTD1209-3006 Ant. pol. : VERTICAL  
 Limit : FCC 15E PK U-NII-1  
 Env. / Ins. : 23.2°C/52.5% Engineer : nier  
 Test Mode : WIFI 5G 11n40 5190MHz TX Mode

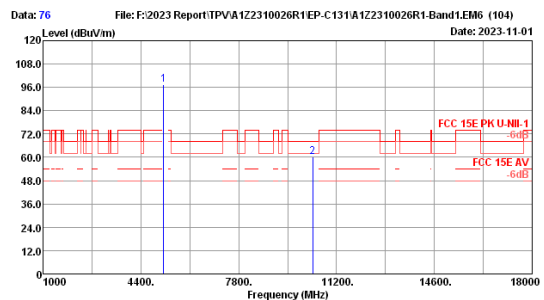
No.	Freq. (MHz)	Ant. Factor (dB/m)	Cable Loss (dB)	Amp factor (dB)	Reading (dBuV)	Emission Level (dBuV/m)	Limits (dBuV/m)	Margin (dB)	Remark
1	5190.00	32.50	6.68	33.66	89.19	94.71			Peak
2	210390.00	38.38	8.18	33.93	47.26	59.89	68.20	8.31	Peak

Remarks: 1. Emission Level= Antenna Factor + Cable Loss + Reading - Amp factor.  
 2. The emission levels that are 20dB below the official limit are not reported.



File: F:\2023 Report\TPVA122310026R1EP-C131A122310026R1-Band1.EM6 (104)  
 Date: 2023-11-01

Site no. : 3m Chamber Data no. : 75  
 Dis. / Ant. : 3m 2023 MCTD1209-3006 Ant. pol. : HORIZONTAL  
 Limit : FCC 15E PK U-NII-1  
 Env. / Ins. : 23.2°C/52.5% Engineer : nier  
 Test Mode : WIFI 5G 11n40 5190MHz TX Mode

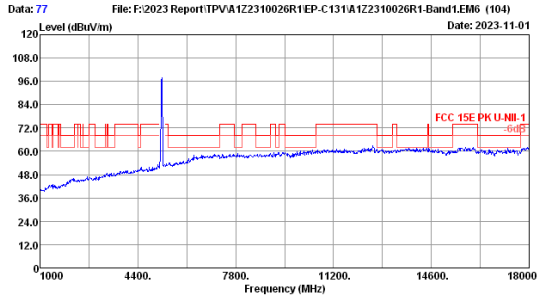


File: F:\2023 Report\TPVA122310026R1EP-C131A122310026R1-Band1.EM6 (104)  
 Date: 2023-11-01

Site no. : 3m Chamber Data no. : 76  
 Dis. / Ant. : 3m 2023 MCTD1209-3006 Ant. pol. : HORIZONTAL  
 Limit : FCC 15E PK U-NII-1  
 Env. / Ins. : 23.2°C/52.5% Engineer : nier  
 Test Mode : WIFI 5G 11n40 5190MHz TX Mode

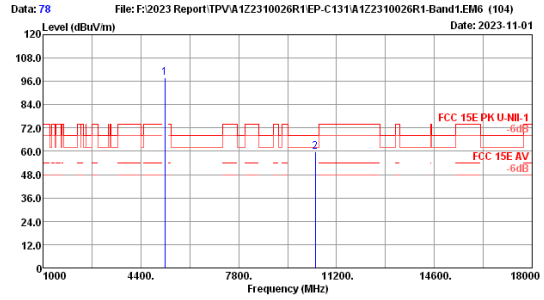
No.	Freq. (MHz)	Ant. Factor (dB/m)	Cable Loss (dB)	Amp factor (dB)	Reading (dBuV)	Emission Level (dBuV/m)	Limits (dBuV/m)	Margin (dB)	Remark
1	5190.00	32.50	6.68	33.66	91.89	97.41			Peak
2	210390.00	38.38	8.18	33.93	47.52	60.15	68.20	8.05	Peak

Remarks: 1. Emission Level= Antenna Factor + Cable Loss + Reading - Amp factor.  
 2. The emission levels that are 20dB below the official limit are not reported.



File: F:\2023 Report\TPVA122310026R1EP-C131A122310026R1-Band1.EM6 (104)  
 Date: 2023-11-01

Site no. : 3m Chamber Data no. : 77  
 Dis. / Ant. : 3m 2023 MCTD1209-3006 Ant. pol. : HORIZONTAL  
 Limit : FCC 15E PK U-NII-1  
 Env. / Ins. : 23.2°C/52.5% Engineer : nier  
 Test Mode : WIFI 5G 11n40 5230MHz TX Mode

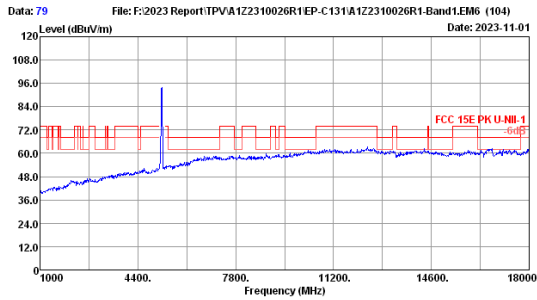


File: F:\2023 Report\TPVA122310026R1EP-C131A122310026R1-Band1.EM6 (104)  
 Date: 2023-11-01

Site no. : 3m Chamber Data no. : 78  
 Dis. / Ant. : 3m 2023 MCTD1209-3006 Ant. pol. : HORIZONTAL  
 Limit : FCC 15E PK U-NII-1  
 Env. / Ins. : 23.2°C/52.5% Engineer : nier  
 Test Mode : WIFI 5G 11n40 5230MHz TX Mode

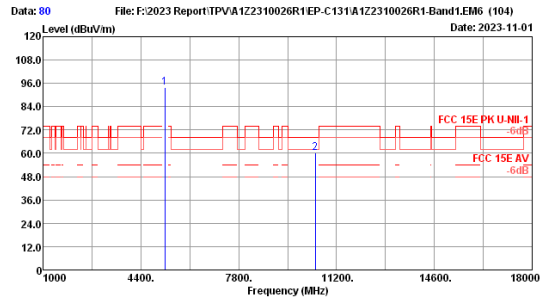
No.	Freq. (MHz)	Ant. Factor (dB/m)	Cable Loss (dB)	Amp Factor (dB)	Reading Level (dBuV)	Emission Level (dBuV/m)	Limits (dBuV/m)	Margin (dB)	Remark
1	5230.00	32.62	6.69	33.65	92.41	96.07	-----	-----	Peak
	210460.00	38.40	8.19	33.88	46.91	59.62	68.20	8.58	Peak

Remarks: 1. Emission Level= Antenna Factor + Cable Loss + Reading - Amp Factor.  
 2. The emission levels that are 20dB below the official limit are not reported.



File: F:\2023 Report\TPVA122310026R1EP-C131A122310026R1-Band1.EM6 (104)  
 Date: 2023-11-01

Site no. : 3m Chamber Data no. : 79  
 Dis. / Ant. : 3m 2023 MCTD1209-3006 Ant. pol. : VERTICAL  
 Limit : FCC 15E PK U-NII-1  
 Env. / Ins. : 23.2°C/52.5% Engineer : nier  
 Test Mode : WIFI 5G 11n40 5230MHz TX Mode

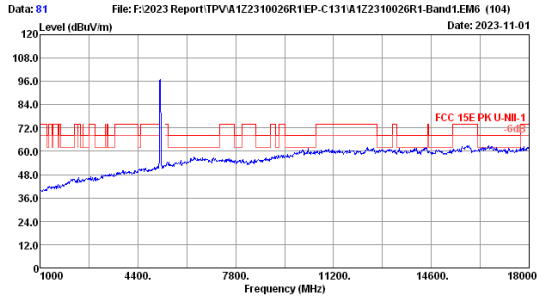


File: F:\2023 Report\TPVA122310026R1EP-C131A122310026R1-Band1.EM6 (104)  
 Date: 2023-11-01

Site no. : 3m Chamber Data no. : 80  
 Dis. / Ant. : 3m 2023 MCTD1209-3006 Ant. pol. : VERTICAL  
 Limit : FCC 15E PK U-NII-1  
 Env. / Ins. : 23.2°C/52.5% Engineer : nier  
 Test Mode : WIFI 5G 11n40 5230MHz TX Mode

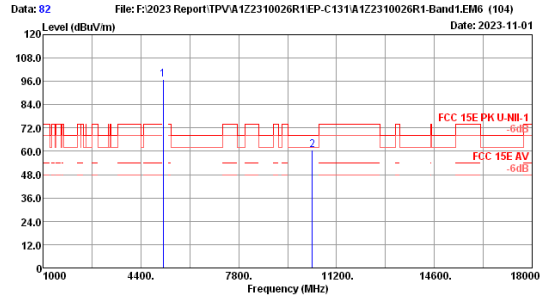
No.	Freq. (MHz)	Ant. Factor (dB/m)	Cable Loss (dB)	Amp Factor (dB)	Reading Level (dBuV)	Emission Level (dBuV/m)	Limits (dBuV/m)	Margin (dB)	Remark
1	5230.00	32.62	6.69	33.65	88.29	95.95	-----	-----	Peak
	210460.00	38.40	8.19	33.88	47.30	60.01	68.20	8.19	Peak

Remarks: 1. Emission Level= Antenna Factor + Cable Loss + Reading - Amp Factor.  
 2. The emission levels that are 20dB below the official limit are not reported.



File: F:\2023 Report\TPVA\122310026R1EP-C\131A\122310026R1-Band1.EM6 (104)  
 Date: 2023-11-01

Site no. : 3m Chamber Data no. : 81  
 Dis. / Ant. : 3m 2023 MCTD1209-3006 Ant. pol. : VERTICAL  
 Limit : FCC 15E PK U-NII-1  
 Env. / Ins. : 23.2°C/52.5% Engineer : nier  
 Test Mode : WIFI 5G 11ac20 5180MHz TX Mode

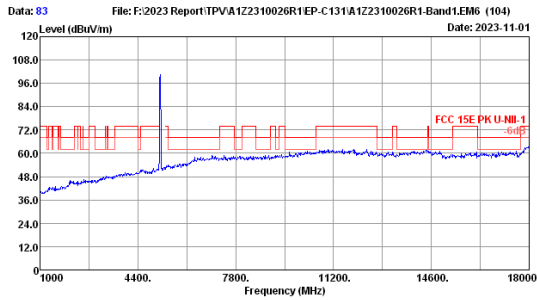


File: F:\2023 Report\TPVA\122310026R1EP-C\131A\122310026R1-Band1.EM6 (104)  
 Date: 2023-11-01

Site no. : 3m Chamber Data no. : 82  
 Dis. / Ant. : 3m 2023 MCTD1209-3006 Ant. pol. : VERTICAL  
 Limit : FCC 15E PK U-NII-1  
 Env. / Ins. : 23.2°C/52.5% Engineer : nier  
 Test Mode : WIFI 5G 11ac20 5180MHz TX Mode

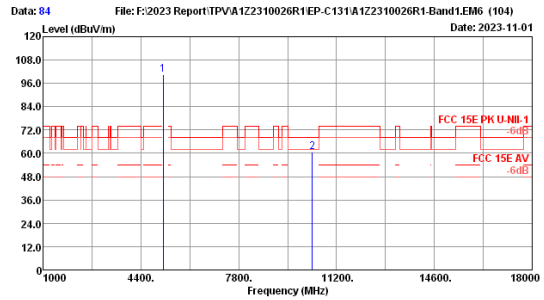
No.	Freq. (MHz)	Ant. Factor (dB/m)	Cable Loss (dB)	Amp Factor (dB)	Reading (dBuV)	Emission Level (dBuV/m)	Limits (dBuV/m)	Margin (dB)	Remark
1	5180.00	32.50	6.67	33.66	91.66	97.17	68.20	7.71	Peak
2	210360.00	38.36	8.17	33.95	47.91	60.49	68.20	7.71	Peak

Remarks: 1. Emission Level= Antenna Factor + Cable Loss + Reading - Amp Factor.  
 2. The emission levels that are 20dB below the official limit are not reported.



File: F:\2023 Report\TPVA\122310026R1EP-C\131A\122310026R1-Band1.EM6 (104)  
 Date: 2023-11-01

Site no. : 3m Chamber Data no. : 83  
 Dis. / Ant. : 3m 2023 MCTD1209-3006 Ant. pol. : HORIZONTAL  
 Limit : FCC 15E PK U-NII-1  
 Env. / Ins. : 23.2°C/52.5% Engineer : nier  
 Test Mode : WIFI 5G 11ac20 5180MHz TX Mode

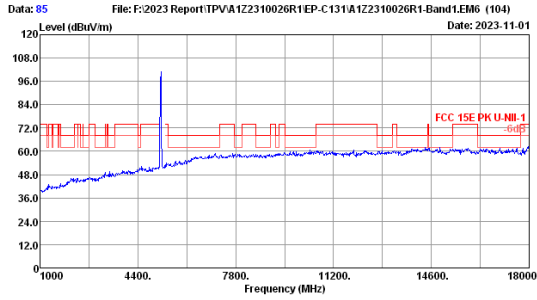


File: F:\2023 Report\TPVA\122310026R1EP-C\131A\122310026R1-Band1.EM6 (104)  
 Date: 2023-11-01

Site no. : 3m Chamber Data no. : 84  
 Dis. / Ant. : 3m 2023 MCTD1209-3006 Ant. pol. : HORIZONTAL  
 Limit : FCC 15E PK U-NII-1  
 Env. / Ins. : 23.2°C/52.5% Engineer : nier  
 Test Mode : WIFI 5G 11ac20 5180MHz TX Mode

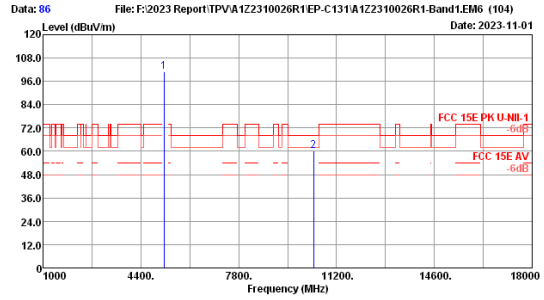
No.	Freq. (MHz)	Ant. Factor (dB/m)	Cable Loss (dB)	Amp Factor (dB)	Reading (dBuV)	Emission Level (dBuV/m)	Limits (dBuV/m)	Margin (dB)	Remark
1	5180.00	32.50	6.67	33.66	94.81	100.32	68.20	7.75	Peak
2	210360.00	38.36	8.17	33.95	47.87	60.45	68.20	7.75	Peak

Remarks: 1. Emission Level= Antenna Factor + Cable Loss + Reading - Amp Factor.  
 2. The emission levels that are 20dB below the official limit are not reported.



File: F:\2023 Report\TPVA122310026R1EP-C131A122310026R1-Band1.EM6 (104)  
Date: 2023-11-01

Site no. : 3m Chamber Data no. : 85  
Dis. / Ant. : 3m 2023 MCTD1209-3006 Ant. pol. : HORIZONTAL  
Limit : FCC 15E PK U-NII-1  
Env. / Ins. : 23.2°C/52.5% Engineer : nier  
Test Mode : WIFI 5G 11ac20 5200MHz TX Mode

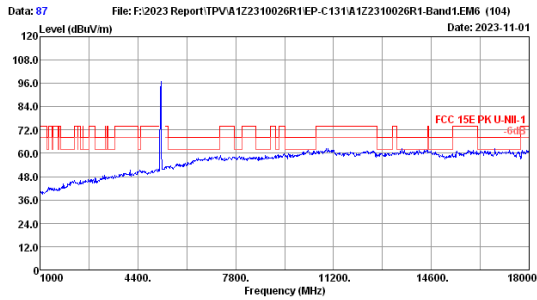


File: F:\2023 Report\TPVA122310026R1EP-C131A122310026R1-Band1.EM6 (104)  
Date: 2023-11-01

Site no. : 3m Chamber Data no. : 86  
Dis. / Ant. : 3m 2023 MCTD1209-3006 Ant. pol. : HORIZONTAL  
Limit : FCC 15E PK U-NII-1  
Env. / Ins. : 23.2°C/52.5% Engineer : nier  
Test Mode : WIFI 5G 11ac20 5200MHz TX Mode

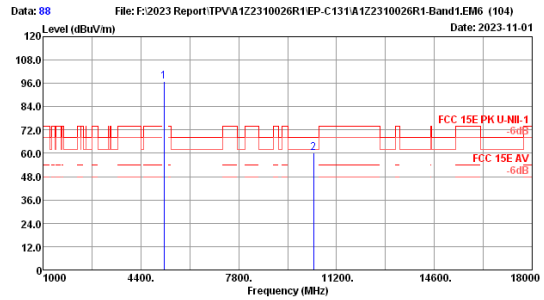
No.	Freq. (MHz)	Ant. Factor (dB/m)	Cable Loss (dB)	Amp Factor (dB)	Reading (dBuV)	Emission Level (dBuV/m)	Limits (dBuV/m)	Margin (dB)	Remark
1	5200.00	32.50	6.68	33.66	95.32	100.84	-----	-----	Peak
2	210400.00	38.40	8.18	33.91	47.68	60.35	68.20	7.85	Peak

Remarks: 1. Emission Level= Antenna Factor + Cable Loss + Reading - Amp Factor.  
2. The emission levels that are 20dB below the official limit are not reported.



File: F:\2023 Report\TPVA122310026R1EP-C131A122310026R1-Band1.EM6 (104)  
Date: 2023-11-01

Site no. : 3m Chamber Data no. : 87  
Dis. / Ant. : 3m 2023 MCTD1209-3006 Ant. pol. : VERTICAL  
Limit : FCC 15E PK U-NII-1  
Env. / Ins. : 23.2°C/52.5% Engineer : nier  
Test Mode : WIFI 5G 11ac20 5200MHz TX Mode



File: F:\2023 Report\TPVA122310026R1EP-C131A122310026R1-Band1.EM6 (104)  
Date: 2023-11-01

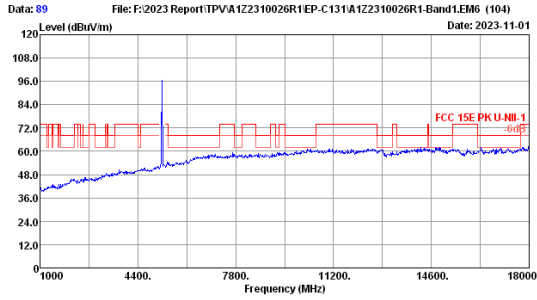
Site no. : 3m Chamber Data no. : 88  
Dis. / Ant. : 3m 2023 MCTD1209-3006 Ant. pol. : VERTICAL  
Limit : FCC 15E PK U-NII-1  
Env. / Ins. : 23.2°C/52.5% Engineer : nier  
Test Mode : WIFI 5G 11ac20 5200MHz TX Mode

No.	Freq. (MHz)	Ant. Factor (dB/m)	Cable Loss (dB)	Amp Factor (dB)	Reading (dBuV)	Emission Level (dBuV/m)	Limits (dBuV/m)	Margin (dB)	Remark
1	5200.00	32.50	6.68	33.66	91.31	96.83	-----	-----	Peak
2	210400.00	38.40	8.18	33.91	47.72	60.39	68.20	7.81	Peak

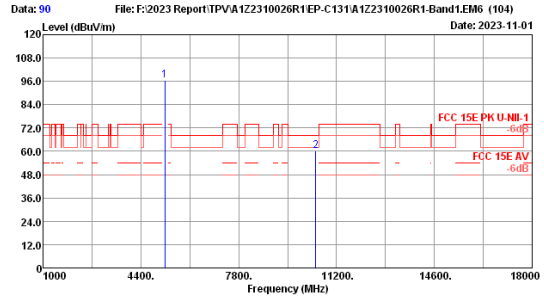
Remarks: 1. Emission Level= Antenna Factor + Cable Loss + Reading - Amp Factor.  
2. The emission levels that are 20dB below the official limit are not reported.



FCC ID: APYBSC0004



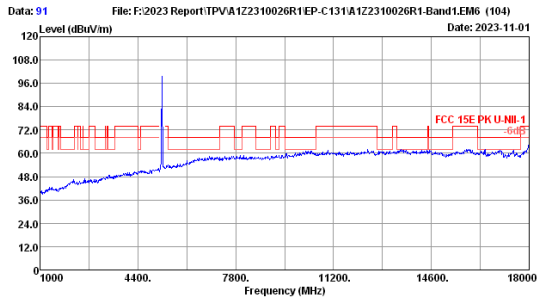
Site no. : 3m Chamber Data no. : 89  
 Dis. / Ant. : 3m 2023 MCTD1209-3006 Ant. pol. : VERTICAL  
 Limit : FCC 15E PK U-NII-1  
 Env. / Ins. : 23.2°C/52.5% Engineer : nier  
 Test Mode : WIFI 5G 11ac20 5240MHz TX Mode



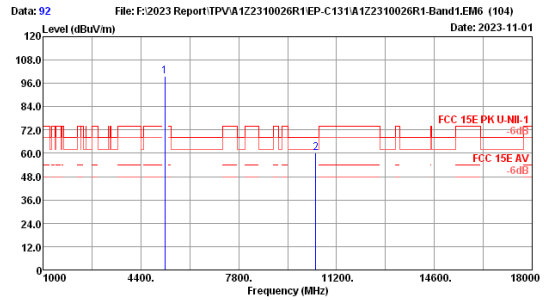
Site no. : 3m Chamber Data no. : 90  
 Dis. / Ant. : 3m 2023 MCTD1209-3006 Ant. pol. : VERTICAL  
 Limit : FCC 15E PK U-NII-1  
 Env. / Ins. : 23.2°C/52.5% Engineer : nier  
 Test Mode : WIFI 5G 11ac20 5240MHz TX Mode

No.	Freq. (MHz)	Ant. Factor (dB/m)	Cable Loss (dB)	Amp Factor (dB)	Reading (dBuV)	Emission Level (dBuV/m)	Limits (dBuV/m)	Margin (dB)	Remark
1	5240.00	32.66	6.70	33.65	90.66	96.37	68.20	7.87	Peak
2	210480.00	38.40	8.20	33.86	47.59	60.33	68.20	7.87	Peak

Remarks: 1. Emission Level= Antenna Factor + Cable Loss + Reading - Amp Factor.  
 2. The emission levels that are 20dB below the official limit are not reported.



Site no. : 3m Chamber Data no. : 91  
 Dis. / Ant. : 3m 2023 MCTD1209-3006 Ant. pol. : HORIZONTAL  
 Limit : FCC 15E PK U-NII-1  
 Env. / Ins. : 23.2°C/52.5% Engineer : nier  
 Test Mode : WIFI 5G 11ac20 5240MHz TX Mode

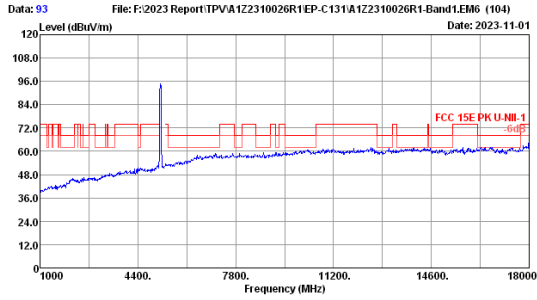


Site no. : 3m Chamber Data no. : 92  
 Dis. / Ant. : 3m 2023 MCTD1209-3006 Ant. pol. : HORIZONTAL  
 Limit : FCC 15E PK U-NII-1  
 Env. / Ins. : 23.2°C/52.5% Engineer : nier  
 Test Mode : WIFI 5G 11ac20 5240MHz TX Mode

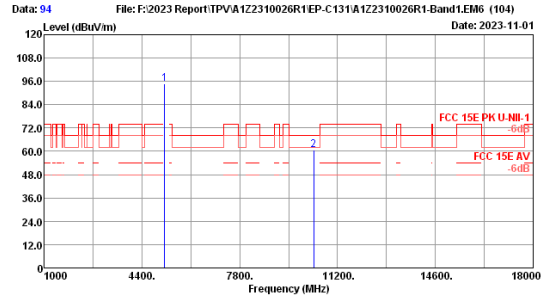
No.	Freq. (MHz)	Ant. Factor (dB/m)	Cable Loss (dB)	Amp Factor (dB)	Reading (dBuV)	Emission Level (dBuV/m)	Limits (dBuV/m)	Margin (dB)	Remark
1	5240.00	32.66	6.70	33.65	94.06	99.77	68.20	7.94	Peak
2	210480.00	38.40	8.20	33.86	47.52	60.26	68.20	7.94	Peak

Remarks: 1. Emission Level= Antenna Factor + Cable Loss + Reading - Amp Factor.  
 2. The emission levels that are 20dB below the official limit are not reported.

FCC ID: APYBSC0004



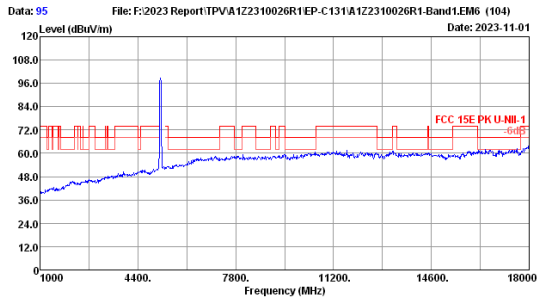
File: F:\2023 Report\TPVA\122310026R1EP-C\131A\122310026R1-Band1.EM6 (104)  
 Date: 2023-11-01  
 Site no. : 3m Chamber Data no. : 93  
 Dis. / Ant. : 3m 2023 MCTD1209-3006 Ant. pol. : VERTICAL  
 Limit : FCC 15E PK U-NII-1  
 Env. / Ins. : 23.2°C/52.5% Engineer : nier  
 Test Mode : WIFI 5G 11ac40 5190MHz TX Mode



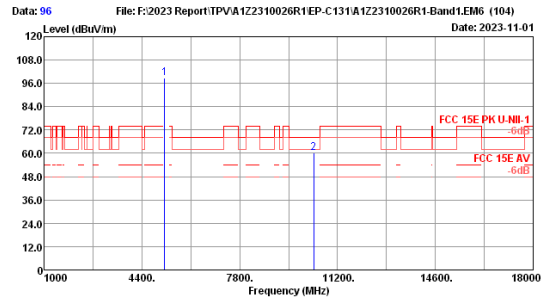
File: F:\2023 Report\TPVA\122310026R1EP-C\131A\122310026R1-Band1.EM6 (104)  
 Date: 2023-11-01  
 Site no. : 3m Chamber Data no. : 94  
 Dis. / Ant. : 3m 2023 MCTD1209-3006 Ant. pol. : VERTICAL  
 Limit : FCC 15E PK U-NII-1  
 Env. / Ins. : 23.2°C/52.5% Engineer : nier  
 Test Mode : WIFI 5G 11ac40 5190MHz TX Mode

No.	Freq. (MHz)	Ant. Factor (dB/m)	Cable Loss (dB)	Amp Loss (dB)	Reading (dBuV)	Emission Level (dBuV/m)	Limits (dBuV/m)	Margin (dB)	Remark
1	5190.00	32.50	6.68	33.66	89.08	94.60	68.20	7.42	Peak
2	210380.00	38.38	8.18	33.93	48.15	60.78	68.20	7.42	Peak

Remarks: 1. Emission Level= Antenna Factor + Cable Loss + Reading - Amp Factor.  
 2. The emission levels that are 20dB below the official limit are not reported.



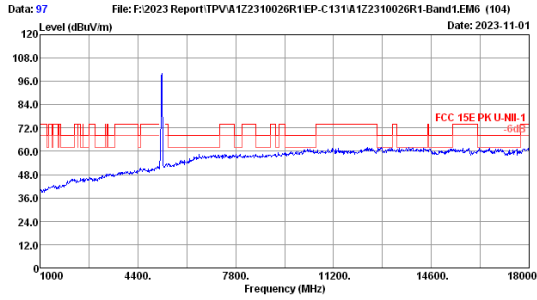
File: F:\2023 Report\TPVA\122310026R1EP-C\131A\122310026R1-Band1.EM6 (104)  
 Date: 2023-11-01  
 Site no. : 3m Chamber Data no. : 95  
 Dis. / Ant. : 3m 2023 MCTD1209-3006 Ant. pol. : HORIZONTAL  
 Limit : FCC 15E PK U-NII-1  
 Env. / Ins. : 23.2°C/52.5% Engineer : nier  
 Test Mode : WIFI 5G 11ac40 5190MHz TX Mode



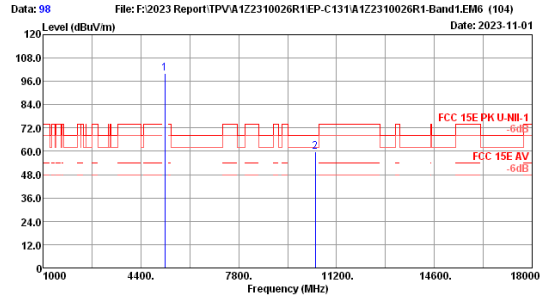
File: F:\2023 Report\TPVA\122310026R1EP-C\131A\122310026R1-Band1.EM6 (104)  
 Date: 2023-11-01  
 Site no. : 3m Chamber Data no. : 96  
 Dis. / Ant. : 3m 2023 MCTD1209-3006 Ant. pol. : HORIZONTAL  
 Limit : FCC 15E PK U-NII-1  
 Env. / Ins. : 23.2°C/52.5% Engineer : nier  
 Test Mode : WIFI 5G 11ac40 5190MHz TX Mode

No.	Freq. (MHz)	Ant. Factor (dB/m)	Cable Loss (dB)	Amp Loss (dB)	Reading (dBuV)	Emission Level (dBuV/m)	Limits (dBuV/m)	Margin (dB)	Remark
1	5190.00	32.50	6.68	33.66	93.23	98.75	68.20	7.85	Peak
2	210380.00	38.38	8.18	33.93	47.72	60.35	68.20	7.85	Peak

Remarks: 1. Emission Level= Antenna Factor + Cable Loss + Reading - Amp Factor.  
 2. The emission levels that are 20dB below the official limit are not reported.



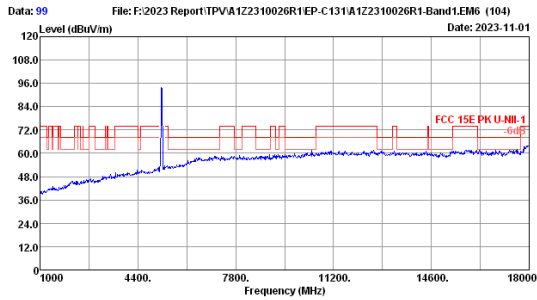
Site no. : 3m Chamber Data no. : 97  
 Dis. / Ant. : 3m 2023 MCTD1209-3006 Ant. pol. : HORIZONTAL  
 Limit : FCC 15E PK U-NII-1  
 Env. / Ins. : 23.2°C/52.5% Engineer : nier  
 Test Mode : WIFI 5G 11ac40 5230MHz TX Mode



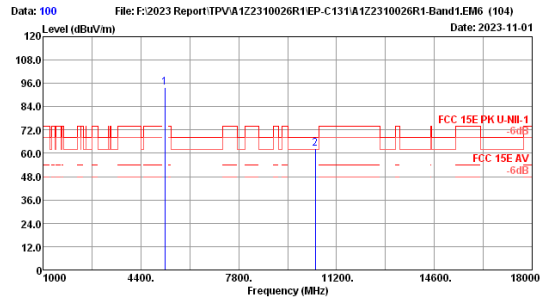
Site no. : 3m Chamber Data no. : 98  
 Dis. / Ant. : 3m 2023 MCTD1209-3006 Ant. pol. : HORIZONTAL  
 Limit : FCC 15E PK U-NII-1  
 Env. / Ins. : 23.2°C/52.5% Engineer : nier  
 Test Mode : WIFI 5G 11ac40 5230MHz TX Mode

No.	Freq. (MHz)	Ant. Factor (dB/m)	Cable Loss (dB)	Amp Factor (dB)	Reading (dBuV)	Emission Level (dBuV/m)	Limits (dBuV/m)	Margin (dB)	Remark
1	5230.00	32.62	6.69	33.65	94.60	100.26	-----	-----	Peak
	21046.00	38.40	8.19	33.88	47.12	59.83	68.20	8.37	Peak

Remarks: 1. Emission Level= Antenna Factor + Cable Loss + Reading - Amp Factor.  
 2. The emission levels that are 20dB below the official limit are not reported.



Site no. : 3m Chamber Data no. : 99  
 Dis. / Ant. : 3m 2023 MCTD1209-3006 Ant. pol. : VERTICAL  
 Limit : FCC 15E PK U-NII-1  
 Env. / Ins. : 23.2°C/52.5% Engineer : nier  
 Test Mode : WIFI 5G 11ac40 5230MHz TX Mode

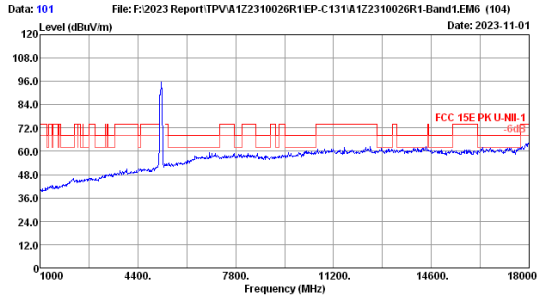


Site no. : 3m Chamber Data no. : 100  
 Dis. / Ant. : 3m 2023 MCTD1209-3006 Ant. pol. : VERTICAL  
 Limit : FCC 15E PK U-NII-1  
 Env. / Ins. : 23.2°C/52.5% Engineer : nier  
 Test Mode : WIFI 5G 11ac40 5230MHz TX Mode

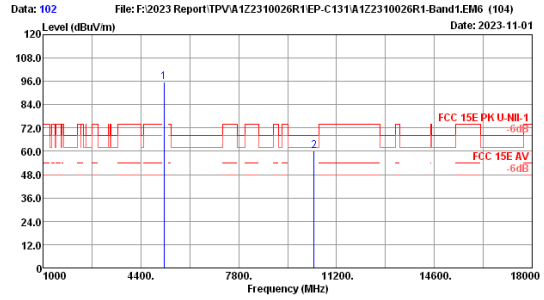
No.	Freq. (MHz)	Ant. Factor (dB/m)	Cable Loss (dB)	Amp Factor (dB)	Reading (dBuV)	Emission Level (dBuV/m)	Limits (dBuV/m)	Margin (dB)	Remark
1	5230.00	32.62	6.69	33.65	88.33	95.99	-----	-----	Peak
	21046.00	38.40	8.19	33.88	49.83	62.54	68.20	5.66	Peak

Remarks: 1. Emission Level= Antenna Factor + Cable Loss + Reading - Amp Factor.  
 2. The emission levels that are 20dB below the official limit are not reported.

FCC ID: APYBSC0004



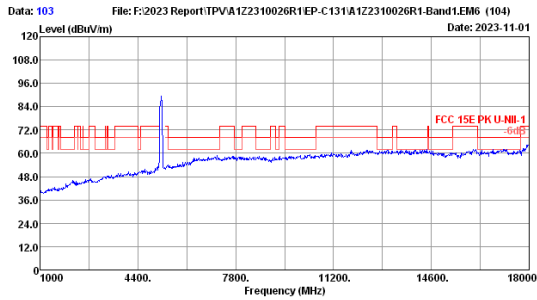
File: F:\2023 Report\TPVA\122310026R1EP-C\131A\122310026R1-Band1.EM6 (104)  
 Date: 2023-11-01  
 Site no. : 3m Chamber Data no. : 101  
 Dis. / Ant. : 3m 2023 MCTD1209-3006 Ant. pol. : HORIZONTAL  
 Limit : FCC 15E PK U-NII-1  
 Env. / Ins. : 23.2°C/52.5% Engineer : nier  
 Test Mode : WIFI 5G 11ac80 5210MHz TX Mode



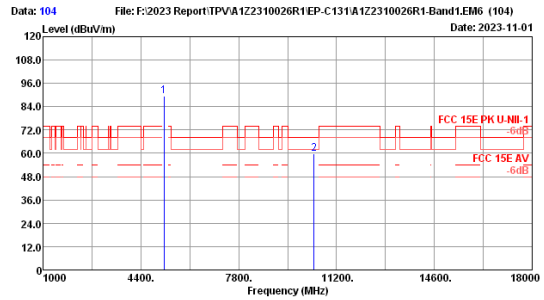
File: F:\2023 Report\TPVA\122310026R1EP-C\131A\122310026R1-Band1.EM6 (104)  
 Date: 2023-11-01  
 Site no. : 3m Chamber Data no. : 102  
 Dis. / Ant. : 3m 2023 MCTD1209-3006 Ant. pol. : HORIZONTAL  
 Limit : FCC 15E PK U-NII-1  
 Env. / Ins. : 23.2°C/52.5% Engineer : nier  
 Test Mode : WIFI 5G 11ac80 5210MHz TX Mode

No.	Freq. (MHz)	Ant. Factor (dB/m)	Cable Loss (dB)	Amp Loss (dB)	Reading (dBuV)	Emission Level (dBuV/m)	Limits (dBuV/m)	Margin (dB)	Remark
1	5210.00	32.54	6.68	33.66	89.91	95.47	68.20	8.13	Peak
2	210420.00	38.40	8.18	33.91	47.40	60.07	68.20	8.13	Peak

Remarks: 1. Emission Level= Antenna Factor + Cable Loss + Reading - Amp Factor.  
 2. The emission levels that are 20dB below the official limit are not reported.



File: F:\2023 Report\TPVA\122310026R1EP-C\131A\122310026R1-Band1.EM6 (104)  
 Date: 2023-11-01  
 Site no. : 3m Chamber Data no. : 103  
 Dis. / Ant. : 3m 2023 MCTD1209-3006 Ant. pol. : VERTICAL  
 Limit : FCC 15E PK U-NII-1  
 Env. / Ins. : 23.2°C/52.5% Engineer : nier  
 Test Mode : WIFI 5G 11ac80 5210MHz TX Mode

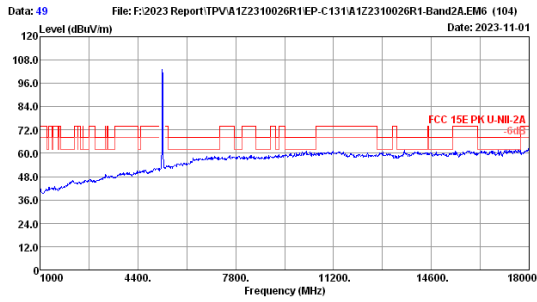


File: F:\2023 Report\TPVA\122310026R1EP-C\131A\122310026R1-Band1.EM6 (104)  
 Date: 2023-11-01  
 Site no. : 3m Chamber Data no. : 104  
 Dis. / Ant. : 3m 2023 MCTD1209-3006 Ant. pol. : VERTICAL  
 Limit : FCC 15E PK U-NII-1  
 Env. / Ins. : 23.2°C/52.5% Engineer : nier  
 Test Mode : WIFI 5G 11ac80 5210MHz TX Mode

No.	Freq. (MHz)	Ant. Factor (dB/m)	Cable Loss (dB)	Amp Loss (dB)	Reading (dBuV)	Emission Level (dBuV/m)	Limits (dBuV/m)	Margin (dB)	Remark
1	5210.00	32.54	6.68	33.66	83.71	89.27	68.20	8.34	Peak
2	210420.00	38.40	8.18	33.91	47.19	59.86	68.20	8.34	Peak

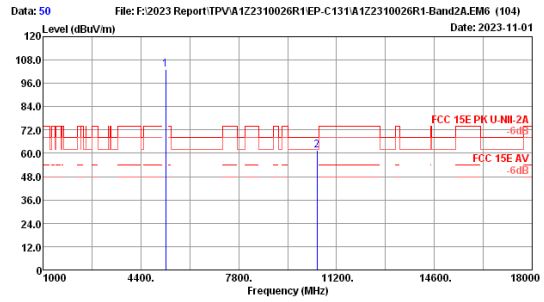
Remarks: 1. Emission Level= Antenna Factor + Cable Loss + Reading - Amp Factor.  
 2. The emission levels that are 20dB below the official limit are not reported.

U-NII-2A Band:



File: F:\2023 Report\TPVA122310026R1EP-C131A122310026R1-Band2AEM6 (104)  
Date: 2023-11-01

Site no. : 3m Chamber Data no. : 49  
Dis. / Ant. : 3m 2023 MCTD1209-3006 Ant. pol. : HORIZONTAL  
Limit : FCC 15E PK U-NII-2A  
Env. / Ins. : 21.2°C/51.5% Engineer : nier  
Test Mode : WIFI 5G 11a 5260MHz TX Mode

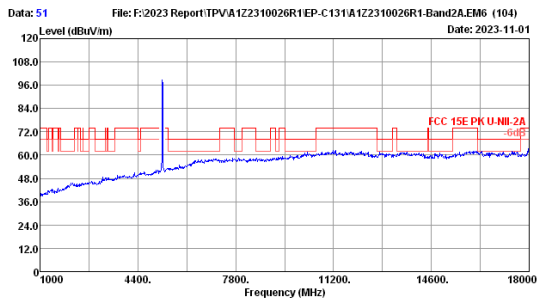


File: F:\2023 Report\TPVA122310026R1EP-C131A122310026R1-Band2AEM6 (104)  
Date: 2023-11-01

Site no. : 3m Chamber Data no. : 50  
Dis. / Ant. : 3m 2023 MCTD1209-3006 Ant. pol. : HORIZONTAL  
Limit : FCC 15E PK U-NII-2A  
Env. / Ins. : 21.2°C/51.5% Engineer : nier  
Test Mode : WIFI 5G 11a 5260MHz TX Mode

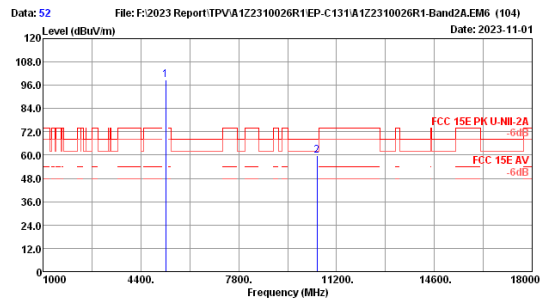
No.	Freq. (MHz)	Ant. Factor (dB/m)	Cable Loss (dB)	Amp Loss (dB)	Reading Level (dBuV)	Emission Level (dBuV/m)	Limits (dBuV/m)	Margin (dB)	Remark
1	5260.00	32.74	6.70	33.65	97.51	103.30	68.20	6.81	Peak
2	210520.00	38.38	8.20	33.84	48.65	61.39	68.20	6.81	Peak

Remarks: 1. Emission Level= Antenna Factor + Cable Loss + Reading - Amp factor.  
2. The emission levels that are 20dB below the official limit are not reported.



File: F:\2023 Report\TPVA122310026R1EP-C131A122310026R1-Band2AEM6 (104)  
Date: 2023-11-01

Site no. : 3m Chamber Data no. : 51  
Dis. / Ant. : 3m 2023 MCTD1209-3006 Ant. pol. : VERTICAL  
Limit : FCC 15E PK U-NII-2A  
Env. / Ins. : 21.2°C/51.5% Engineer : nier  
Test Mode : WIFI 5G 11a 5260MHz TX Mode



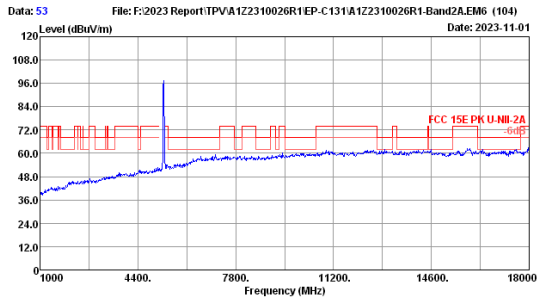
File: F:\2023 Report\TPVA122310026R1EP-C131A122310026R1-Band2AEM6 (104)  
Date: 2023-11-01

Site no. : 3m Chamber Data no. : 52  
Dis. / Ant. : 3m 2023 MCTD1209-3006 Ant. pol. : VERTICAL  
Limit : FCC 15E PK U-NII-2A  
Env. / Ins. : 21.2°C/51.5% Engineer : nier  
Test Mode : WIFI 5G 11a 5260MHz TX Mode

No.	Freq. (MHz)	Ant. Factor (dB/m)	Cable Loss (dB)	Amp Loss (dB)	Reading Level (dBuV)	Emission Level (dBuV/m)	Limits (dBuV/m)	Margin (dB)	Remark
1	5260.00	32.74	6.70	33.65	92.75	98.54	68.20	8.48	Peak
2	210520.00	38.38	8.20	33.84	46.98	59.72	68.20	8.48	Peak

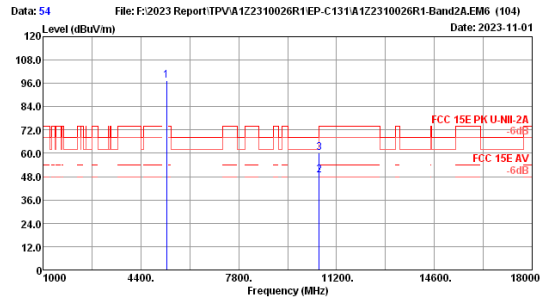
Remarks: 1. Emission Level= Antenna Factor + Cable Loss + Reading - Amp factor.  
2. The emission levels that are 20dB below the official limit are not reported.

FCC ID: APYBSC0004



File: F:\2023 Report\TPVA122310026R1EP-C131A122310026R1-Band2AEM6 (104)  
Date: 2023-11-01

Site no. : 3m Chamber Data no. : 53  
Dis. / Ant. : 3m 2023 MCTD1209-3006 Ant. pol. : VERTICAL  
Limit : FCC 15E PK U-NII-2A  
Env. / Ins. : 21.2°C/51.5% Engineer : nier  
Test Mode : WIFI 5G 11a 5300MHz TX Mode

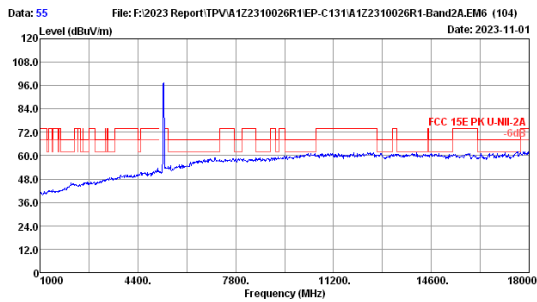


File: F:\2023 Report\TPVA122310026R1EP-C131A122310026R1-Band2AEM6 (104)  
Date: 2023-11-01

Site no. : 3m Chamber Data no. : 54  
Dis. / Ant. : 3m 2023 MCTD1209-3006 Ant. pol. : VERTICAL  
Limit : FCC 15E PK U-NII-2A  
Env. / Ins. : 21.2°C/51.5% Engineer : nier  
Test Mode : WIFI 5G 11a 5300MHz TX Mode

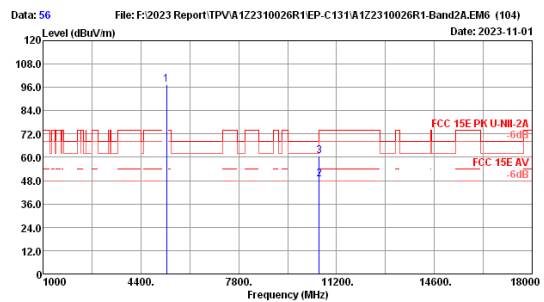
No.	Freq. (MHz)	Ant. Factor (dB/m)	Cable Loss (dB)	Amp factor (dB)	Reading (dBuV)	Emission Level (dBuV/m)	Limits (dBuV/m)	Margin (dB)	Remark
1	5300.00	32.90	6.72	33.64	91.61	97.59	-----	-----	Peak
	210600.00	38.30	8.22	33.79	35.77	48.50	54.00	5.50	Average
	310600.00	38.30	8.22	33.79	47.65	60.38	68.20	7.82	Peak

Remarks: 1. Emission Level= Antenna Factor + Cable Loss + Reading -Amp factor.  
2. The emission levels that are 20dB below the official limit are not reported.



File: F:\2023 Report\TPVA122310026R1EP-C131A122310026R1-Band2AEM6 (104)  
Date: 2023-11-01

Site no. : 3m Chamber Data no. : 55  
Dis. / Ant. : 3m 2023 MCTD1209-3006 Ant. pol. : HORIZONTAL  
Limit : FCC 15E PK U-NII-2A  
Env. / Ins. : 21.2°C/51.5% Engineer : nier  
Test Mode : WIFI 5G 11a 5300MHz TX Mode

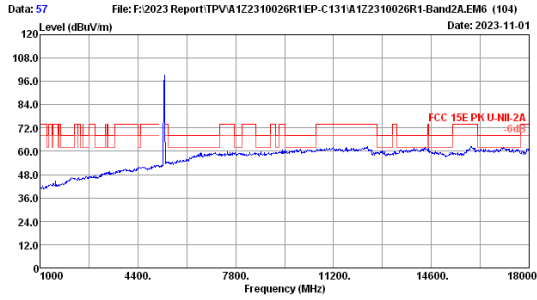


File: F:\2023 Report\TPVA122310026R1EP-C131A122310026R1-Band2AEM6 (104)  
Date: 2023-11-01

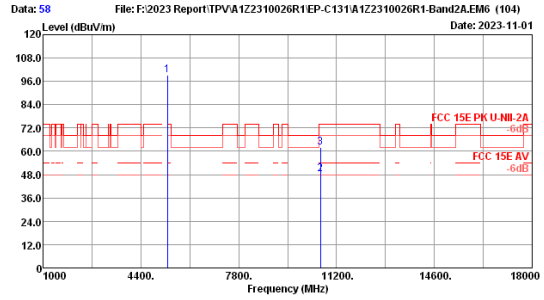
Site no. : 3m Chamber Data no. : 56  
Dis. / Ant. : 3m 2023 MCTD1209-3006 Ant. pol. : HORIZONTAL  
Limit : FCC 15E PK U-NII-2A  
Env. / Ins. : 21.2°C/51.5% Engineer : nier  
Test Mode : WIFI 5G 11a 5300MHz TX Mode

No.	Freq. (MHz)	Ant. Factor (dB/m)	Cable Loss (dB)	Amp factor (dB)	Reading (dBuV)	Emission Level (dBuV/m)	Limits (dBuV/m)	Margin (dB)	Remark
1	5300.00	32.90	6.72	33.64	91.35	97.33	-----	-----	Peak
	210600.00	38.30	8.22	33.79	36.13	48.86	54.00	5.14	Average
	310600.00	38.30	8.22	33.79	47.93	60.66	68.20	7.54	Peak

Remarks: 1. Emission Level= Antenna Factor + Cable Loss + Reading -Amp factor.  
2. The emission levels that are 20dB below the official limit are not reported.



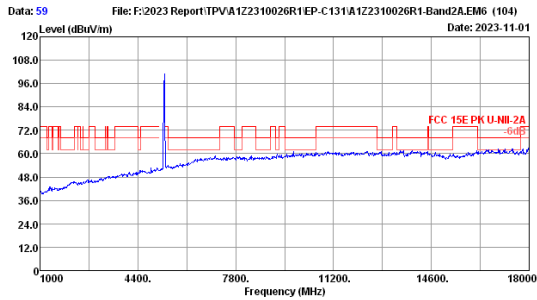
File: F:\2023 Report\TPVA122310026R1EP-C131A122310026R1-Band2AEM6 (104)  
 Date: 2023-11-01  
 Site no. : 3m Chamber Data no. : 57  
 Dis. / Ant. : 3m 2023 MCTD1209-3006 Ant. pol. : VERTICAL  
 Limit : FCC 15E PK U-NII-2A  
 Env. / Ins. : 21.2°C/51.5% Engineer : nier  
 Test Mode : WIFI 5G 11a 5320MHz TX Mode



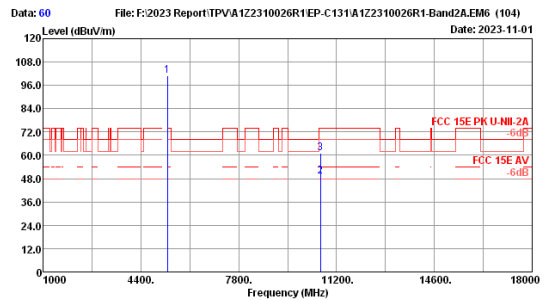
File: F:\2023 Report\TPVA122310026R1EP-C131A122310026R1-Band2AEM6 (104)  
 Date: 2023-11-01  
 Site no. : 3m Chamber Data no. : 58  
 Dis. / Ant. : 3m 2023 MCTD1209-3006 Ant. pol. : VERTICAL  
 Limit : FCC 15E PK U-NII-2A  
 Env. / Ins. : 21.2°C/51.5% Engineer : nier  
 Test Mode : WIFI 5G 11a 5320MHz TX Mode

No.	Freq. (MHz)	Ant. Factor (dB/m)	Cable Loss (dB)	Amp factor (dB)	Reading (dBuV)	Emission Level (dBuV/m)	Limits (dBuV/m)	Margin (dB)	Remark
1	5320.00	33.06	6.73	33.64	92.89	99.04	72.00	27.04	Peak
	210640.00	38.34	8.23	33.75	35.39	48.21	54.00	5.79	Average
	310640.00	38.34	8.23	33.75	48.98	61.80	74.00	12.20	Peak

Remarks: 1. Emission Level= Antenna Factor + Cable Loss + Reading -Amp factor.  
 2. The emission levels that are 20dB below the official limit are not reported.



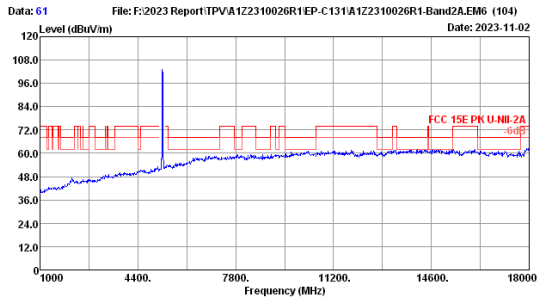
File: F:\2023 Report\TPVA122310026R1EP-C131A122310026R1-Band2AEM6 (104)  
 Date: 2023-11-01  
 Site no. : 3m Chamber Data no. : 59  
 Dis. / Ant. : 3m 2023 MCTD1209-3006 Ant. pol. : HORIZONTAL  
 Limit : FCC 15E PK U-NII-2A  
 Env. / Ins. : 21.2°C/51.5% Engineer : nier  
 Test Mode : WIFI 5G 11a 5320MHz TX Mode



File: F:\2023 Report\TPVA122310026R1EP-C131A122310026R1-Band2AEM6 (104)  
 Date: 2023-11-01  
 Site no. : 3m Chamber Data no. : 60  
 Dis. / Ant. : 3m 2023 MCTD1209-3006 Ant. pol. : HORIZONTAL  
 Limit : FCC 15E PK U-NII-2A  
 Env. / Ins. : 21.2°C/51.5% Engineer : nier  
 Test Mode : WIFI 5G 11a 5320MHz TX Mode

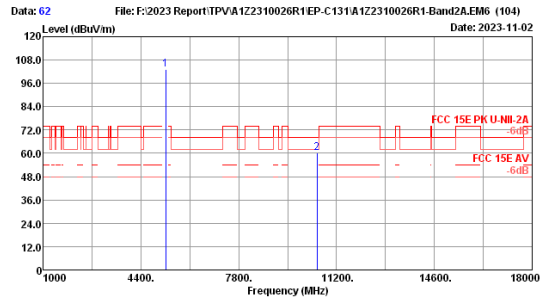
No.	Freq. (MHz)	Ant. Factor (dB/m)	Cable Loss (dB)	Amp factor (dB)	Reading (dBuV)	Emission Level (dBuV/m)	Limits (dBuV/m)	Margin (dB)	Remark
1	5320.00	33.06	6.73	33.64	94.65	100.80	72.00	28.80	Peak
	210640.00	38.34	8.23	33.75	36.41	49.23	54.00	4.77	Average
	310640.00	38.34	8.23	33.75	48.29	61.11	74.00	12.89	Peak

Remarks: 1. Emission Level= Antenna Factor + Cable Loss + Reading -Amp factor.  
 2. The emission levels that are 20dB below the official limit are not reported.



File: F:\2023 Report\TPVA122310026R1EP-C131A122310026R1-Band2AEM6 (104)  
Date: 2023-11-02

Site no. : 3m Chamber Data no. : 61  
Dis. / Ant. : 3m 2023 MCTD1209-3006 Ant. pol. : HORIZONTAL  
Limit : FCC 15E PK U-NII-2A  
Env. / Ins. : 21.2°C/51.5% Engineer : nier  
Test Mode : WIFI 5G 11n20 5260MHz TX Mode

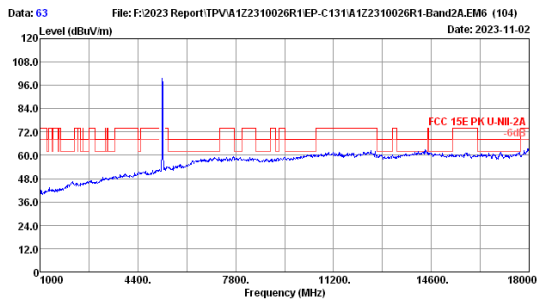


File: F:\2023 Report\TPVA122310026R1EP-C131A122310026R1-Band2AEM6 (104)  
Date: 2023-11-02

Site no. : 3m Chamber Data no. : 62  
Dis. / Ant. : 3m 2023 MCTD1209-3006 Ant. pol. : HORIZONTAL  
Limit : FCC 15E PK U-NII-2A  
Env. / Ins. : 21.2°C/51.5% Engineer : nier  
Test Mode : WIFI 5G 11n20 5260MHz TX Mode

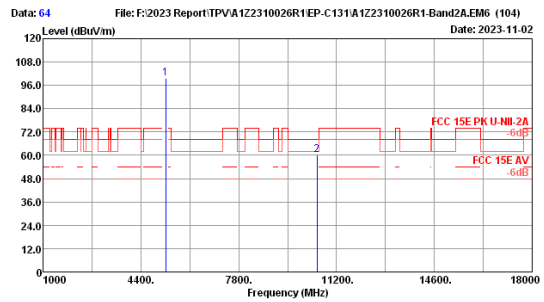
No.	Freq. (MHz)	Ant. Factor (dB/m)	Cable Loss (dB)	Amp Factor (dB)	Reading (dBuV)	Emission Level (dBuV/m)	Limits (dBuV/m)	Margin (dB)	Remark
1	5260.00	32.74	6.70	33.65	97.19	102.98	68.20	7.86	Peak
2	210520.00	38.38	8.20	33.84	47.50	60.34	68.20	7.86	Peak

Remarks: 1. Emission Level= Antenna Factor + Cable Loss + Reading - Amp Factor.  
2. The emission levels that are 20dB below the official limit are not reported.



File: F:\2023 Report\TPVA122310026R1EP-C131A122310026R1-Band2AEM6 (104)  
Date: 2023-11-02

Site no. : 3m Chamber Data no. : 63  
Dis. / Ant. : 3m 2023 MCTD1209-3006 Ant. pol. : VERTICAL  
Limit : FCC 15E PK U-NII-2A  
Env. / Ins. : 21.2°C/51.5% Engineer : nier  
Test Mode : WIFI 5G 11n20 5260MHz TX Mode



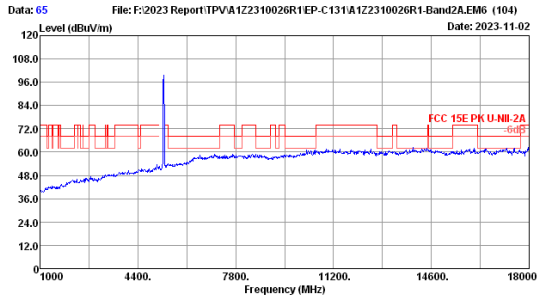
File: F:\2023 Report\TPVA122310026R1EP-C131A122310026R1-Band2AEM6 (104)  
Date: 2023-11-02

Site no. : 3m Chamber Data no. : 64  
Dis. / Ant. : 3m 2023 MCTD1209-3006 Ant. pol. : VERTICAL  
Limit : FCC 15E PK U-NII-2A  
Env. / Ins. : 21.2°C/51.5% Engineer : nier  
Test Mode : WIFI 5G 11n20 5260MHz TX Mode

No.	Freq. (MHz)	Ant. Factor (dB/m)	Cable Loss (dB)	Amp Factor (dB)	Reading (dBuV)	Emission Level (dBuV/m)	Limits (dBuV/m)	Margin (dB)	Remark
1	5260.00	32.74	6.70	33.65	93.64	99.43	68.20	7.79	Peak
2	210520.00	38.38	8.20	33.84	47.67	60.41	68.20	7.79	Peak

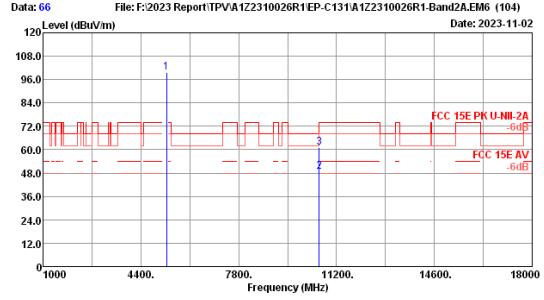
Remarks: 1. Emission Level= Antenna Factor + Cable Loss + Reading - Amp Factor.  
2. The emission levels that are 20dB below the official limit are not reported.





File: F:\2023 Report\TPVA122310026R1EP-C131A122310026R1-Band2A.EM6 (104)  
Date: 2023-11-02

Site no. : 3m Chamber Data no. : 65  
Dis. / Ant. : 3m 2023 MCTD1209-3006 Ant. pol. : VERTICAL  
Limit : FCC 15E PK U-NII-2A  
Env. / Ins. : 21.2°C/51.5% Engineer : nier  
Test Mode : WIFI 5G 11n20 5300MHz TX Mode

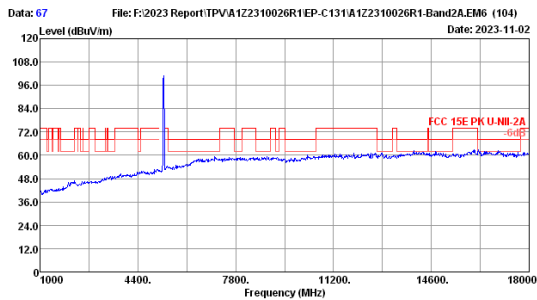


File: F:\2023 Report\TPVA122310026R1EP-C131A122310026R1-Band2A.EM6 (104)  
Date: 2023-11-02

Site no. : 3m Chamber Data no. : 66  
Dis. / Ant. : 3m 2023 MCTD1209-3006 Ant. pol. : VERTICAL  
Limit : FCC 15E PK U-NII-2A  
Env. / Ins. : 21.2°C/51.5% Engineer : nier  
Test Mode : WIFI 5G 11n20 5300MHz TX Mode

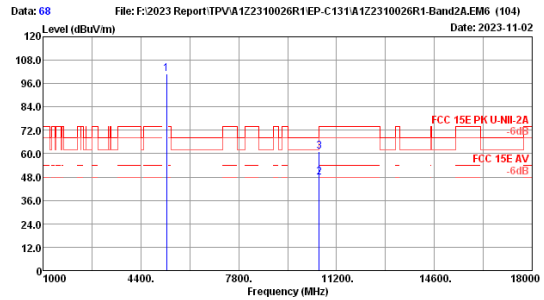
No.	Freq. (MHz)	Ant. Factor (dB/m)	Cable Loss (dB)	Amp Loss factor (dB)	Reading Level (dBuV)	Emission Level (dBuV/m)	Limits (dBuV/m)	Margin (dB)	Remark
1	5300.00	32.90	6.72	33.64	93.66	99.64	72.00	27.64	Peak
	210600.00	38.30	8.22	33.79	36.03	48.76	54.00	5.24	Average
	310600.00	38.30	8.22	33.79	48.51	61.24	68.20	6.96	Peak

Remarks: 1. Emission Level= Antenna Factor + Cable Loss + Reading - Amp factor.  
2. The emission levels that are 20dB below the official limit are not reported.



File: F:\2023 Report\TPVA122310026R1EP-C131A122310026R1-Band2A.EM6 (104)  
Date: 2023-11-02

Site no. : 3m Chamber Data no. : 67  
Dis. / Ant. : 3m 2023 MCTD1209-3006 Ant. pol. : HORIZONTAL  
Limit : FCC 15E PK U-NII-2A  
Env. / Ins. : 21.2°C/51.5% Engineer : nier  
Test Mode : WIFI 5G 11n20 5300MHz TX Mode

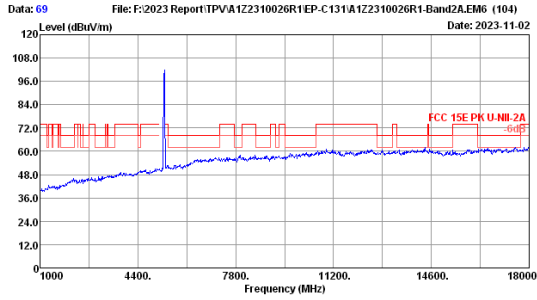


File: F:\2023 Report\TPVA122310026R1EP-C131A122310026R1-Band2A.EM6 (104)  
Date: 2023-11-02

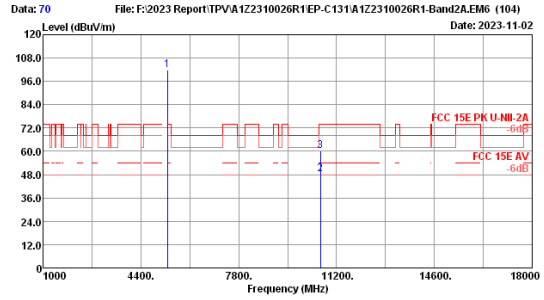
Site no. : 3m Chamber Data no. : 68  
Dis. / Ant. : 3m 2023 MCTD1209-3006 Ant. pol. : HORIZONTAL  
Limit : FCC 15E PK U-NII-2A  
Env. / Ins. : 21.2°C/51.5% Engineer : nier  
Test Mode : WIFI 5G 11n20 5300MHz TX Mode

No.	Freq. (MHz)	Ant. Factor (dB/m)	Cable Loss (dB)	Amp Loss factor (dB)	Reading Level (dBuV)	Emission Level (dBuV/m)	Limits (dBuV/m)	Margin (dB)	Remark
1	5300.00	32.90	6.72	33.64	95.08	101.06	72.00	29.06	Peak
	210600.00	38.30	8.22	33.79	35.12	47.85	54.00	6.15	Average
	310600.00	38.30	8.22	33.79	48.26	60.99	68.20	7.21	Peak

Remarks: 1. Emission Level= Antenna Factor + Cable Loss + Reading - Amp factor.  
2. The emission levels that are 20dB below the official limit are not reported.



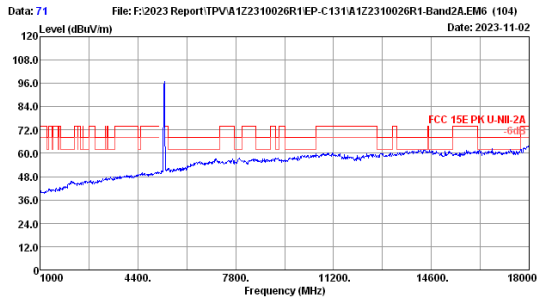
Site no. : 3m Chamber Data no. : 69  
 Dis. / Ant. : 3m 2023 MCTD1209-3006 Ant. pol. : HORIZONTAL  
 Limit : FCC 15E PK U-NII-2A  
 Env. / Ins. : 21.2°C/51.5% Engineer : nier  
 Test Mode : WIFI 5G 11n20 5320MHz TX Mode



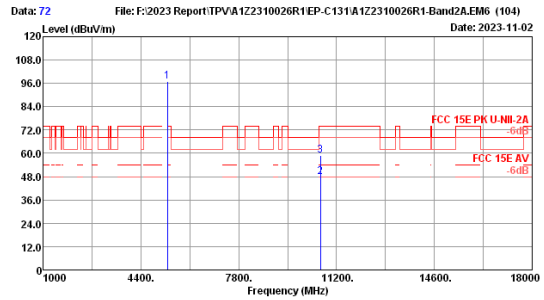
Site no. : 3m Chamber Data no. : 70  
 Dis. / Ant. : 3m 2023 MCTD1209-3006 Ant. pol. : HORIZONTAL  
 Limit : FCC 15E PK U-NII-2A  
 Env. / Ins. : 21.2°C/51.5% Engineer : nier  
 Test Mode : WIFI 5G 11n20 5320MHz TX Mode

No.	Freq. (MHz)	Ant. Factor (dB/m)	Cable Loss (dB)	Amp factor (dB)	Reading (dBuV)	Emission Level (dBuV/m)	Limits (dBuV/m)	Margin (dB)	Remark
1	5320.00	33.06	6.73	33.64	95.58	101.73	74.00	27.73	Peak
	210640.00	38.34	8.23	33.75	35.32	48.14	54.00	5.86	Average
	310640.00	38.34	8.23	33.75	47.19	60.01	74.00	13.99	Peak

Remarks: 1. Emission Level= Antenna Factor + Cable Loss + Reading -Amp factor.  
 2. The emission levels that are 20dB below the official limit are not reported.



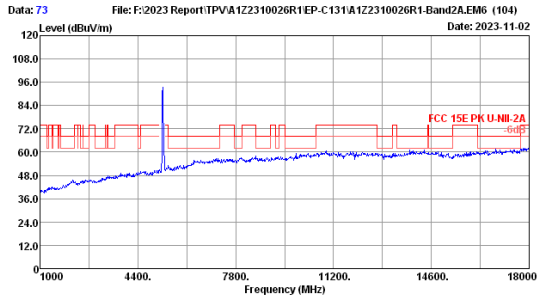
Site no. : 3m Chamber Data no. : 71  
 Dis. / Ant. : 3m 2023 MCTD1209-3006 Ant. pol. : VERTICAL  
 Limit : FCC 15E PK U-NII-2A  
 Env. / Ins. : 21.2°C/51.5% Engineer : nier  
 Test Mode : WIFI 5G 11n20 5320MHz TX Mode



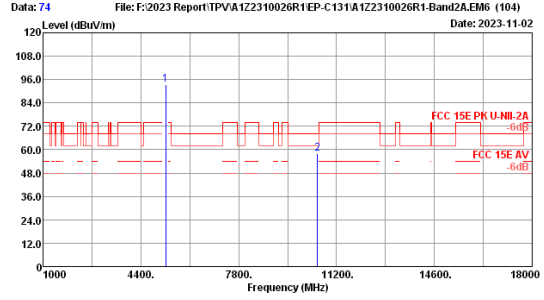
Site no. : 3m Chamber Data no. : 72  
 Dis. / Ant. : 3m 2023 MCTD1209-3006 Ant. pol. : VERTICAL  
 Limit : FCC 15E PK U-NII-2A  
 Env. / Ins. : 21.2°C/51.5% Engineer : nier  
 Test Mode : WIFI 5G 11n20 5320MHz TX Mode

No.	Freq. (MHz)	Ant. Factor (dB/m)	Cable Loss (dB)	Amp factor (dB)	Reading (dBuV)	Emission Level (dBuV/m)	Limits (dBuV/m)	Margin (dB)	Remark
1	5320.00	33.06	6.73	33.64	90.87	97.02	74.00	23.02	Peak
	210640.00	38.34	8.23	33.75	35.21	48.03	54.00	5.97	Average
	310640.00	38.34	8.23	33.75	46.10	58.92	74.00	15.08	Peak

Remarks: 1. Emission Level= Antenna Factor + Cable Loss + Reading -Amp factor.  
 2. The emission levels that are 20dB below the official limit are not reported.



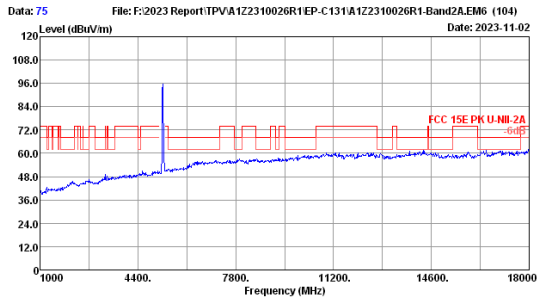
Site no. : 3m Chamber Data no. : 73  
 Dis. / Ant. : 3m 2023 MCTD1209-3006 Ant. pol. : VERTICAL  
 Limit : FCC 15E PK U-NII-2A  
 Env. / Ins. : 21.2°C/51.5% Engineer : nier  
 Test Mode : WIFI 5G 11n40 5270MHz TX Mode



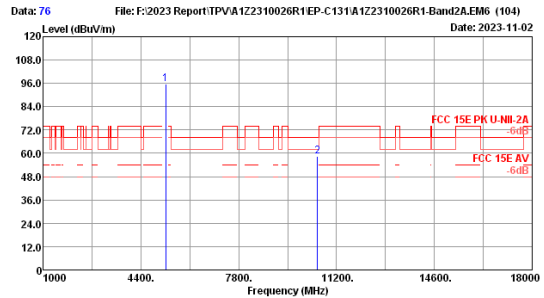
Site no. : 3m Chamber Data no. : 74  
 Dis. / Ant. : 3m 2023 MCTD1209-3006 Ant. pol. : VERTICAL  
 Limit : FCC 15E PK U-NII-2A  
 Env. / Ins. : 21.2°C/51.5% Engineer : nier  
 Test Mode : WIFI 5G 11n40 5270MHz TX Mode

No.	Freq. (MHz)	Factor (dB/m)	Cable Loss (dB)	Amp factor (dB)	Reading (dBuV)	Emission Level (dBuV/m)	Limits (dBuV/m)	Margin (dB)	Remark
1	5270.00	32.78	6.71	33.65	87.44	95.28	68.20	10.31	Peak
2	210540.00	38.36	8.21	33.82	45.14	57.89	68.20	10.31	Peak

Remarks: 1. Emission Level= Antenna Factor + Cable Loss + Reading - Amp factor.  
 2. The emission levels that are 20dB below the official limit are not reported.



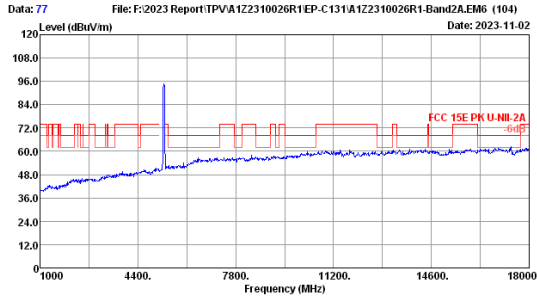
Site no. : 3m Chamber Data no. : 75  
 Dis. / Ant. : 3m 2023 MCTD1209-3006 Ant. pol. : HORIZONTAL  
 Limit : FCC 15E PK U-NII-2A  
 Env. / Ins. : 21.2°C/51.5% Engineer : nier  
 Test Mode : WIFI 5G 11n40 5270MHz TX Mode



Site no. : 3m Chamber Data no. : 76  
 Dis. / Ant. : 3m 2023 MCTD1209-3006 Ant. pol. : HORIZONTAL  
 Limit : FCC 15E PK U-NII-2A  
 Env. / Ins. : 21.2°C/51.5% Engineer : nier  
 Test Mode : WIFI 5G 11n40 5270MHz TX Mode

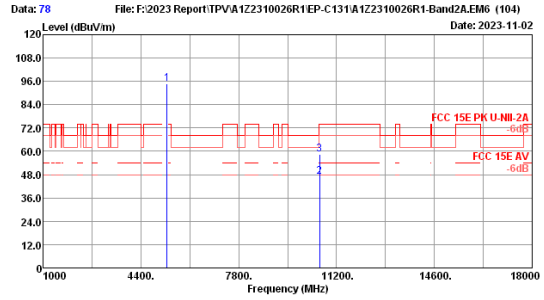
No.	Freq. (MHz)	Factor (dB/m)	Cable Loss (dB)	Amp factor (dB)	Reading (dBuV)	Emission Level (dBuV/m)	Limits (dBuV/m)	Margin (dB)	Remark
1	5270.00	32.78	6.71	33.65	89.95	95.79	68.20	9.86	Peak
2	210540.00	38.36	8.21	33.82	45.59	58.34	68.20	9.86	Peak

Remarks: 1. Emission Level= Antenna Factor + Cable Loss + Reading - Amp factor.  
 2. The emission levels that are 20dB below the official limit are not reported.



File: F:\2023 Report\TPVA\122310026R1EP-C\131A\122310026R1-Band2AEM6 (104)  
 Date: 2023-11-02

Site no. : 3m Chamber Data no. : 77  
 Dis. / Ant. : 3m 2023 MCTD1209-3006 Ant. pol. : HORIZONTAL  
 Limit : FCC 15E PK U-NII-2A  
 Env. / Ins. : 21.2°C/51.5% Engineer : nier  
 Test Mode : WIFI 5G 11n40 5310MHz TX Mode

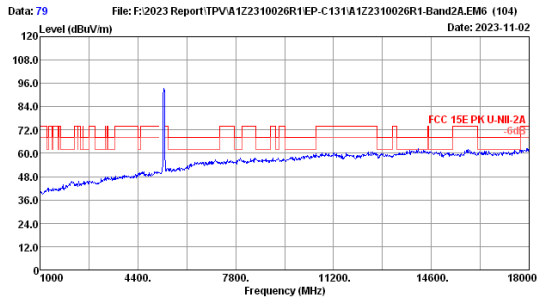


File: F:\2023 Report\TPVA\122310026R1EP-C\131A\122310026R1-Band2AEM6 (104)  
 Date: 2023-11-02

Site no. : 3m Chamber Data no. : 78  
 Dis. / Ant. : 3m 2023 MCTD1209-3006 Ant. pol. : HORIZONTAL  
 Limit : FCC 15E PK U-NII-2A  
 Env. / Ins. : 21.2°C/51.5% Engineer : nier  
 Test Mode : WIFI 5G 11n40 5310MHz TX Mode

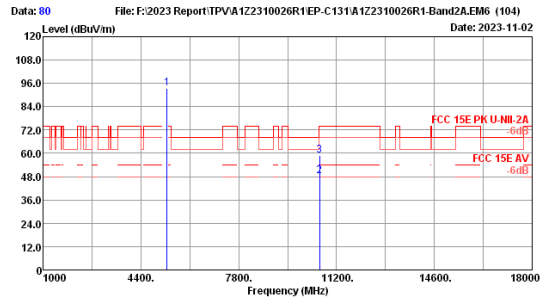
No.	Freq. (MHz)	Ant. Factor (dB/m)	Cable Loss (dB)	Amp factor (dB)	Reading (dBuV)	Emission Level (dBuV/m)	Limits (dBuV/m)	Margin (dB)	Remark
1	5310.00	32.98	6.72	33.64	88.62	94.68	72.00	22.68	Peak
	210620.00	38.32	8.22	33.77	34.13	48.90	54.00	7.10	Average
	310620.00	38.32	8.22	33.77	45.52	58.29	74.00	15.71	Peak

Remarks: 1. Emission Level= Antenna Factor + Cable Loss + Reading -Amp factor.  
 2. The emission levels that are 20dB below the official limit are not reported.



File: F:\2023 Report\TPVA\122310026R1EP-C\131A\122310026R1-Band2AEM6 (104)  
 Date: 2023-11-02

Site no. : 3m Chamber Data no. : 79  
 Dis. / Ant. : 3m 2023 MCTD1209-3006 Ant. pol. : VERTICAL  
 Limit : FCC 15E PK U-NII-2A  
 Env. / Ins. : 21.2°C/51.5% Engineer : nier  
 Test Mode : WIFI 5G 11n40 5310MHz TX Mode

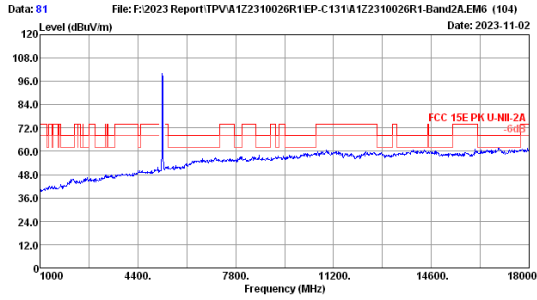


File: F:\2023 Report\TPVA\122310026R1EP-C\131A\122310026R1-Band2AEM6 (104)  
 Date: 2023-11-02

Site no. : 3m Chamber Data no. : 80  
 Dis. / Ant. : 3m 2023 MCTD1209-3006 Ant. pol. : VERTICAL  
 Limit : FCC 15E PK U-NII-2A  
 Env. / Ins. : 21.2°C/51.5% Engineer : nier  
 Test Mode : WIFI 5G 11n40 5310MHz TX Mode

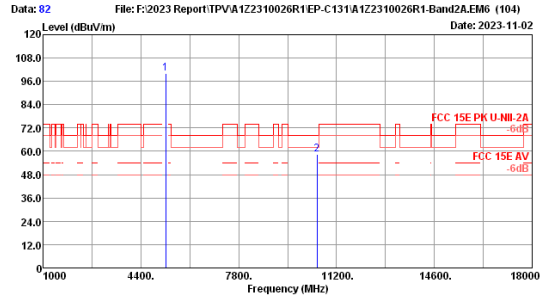
No.	Freq. (MHz)	Ant. Factor (dB/m)	Cable Loss (dB)	Amp factor (dB)	Reading (dBuV)	Emission Level (dBuV/m)	Limits (dBuV/m)	Margin (dB)	Remark
1	5310.00	32.98	6.72	33.64	87.47	93.53	72.00	21.53	Peak
	210620.00	38.32	8.22	33.77	35.27	48.04	54.00	5.96	Average
	310620.00	38.32	8.22	33.77	46.10	58.87	74.00	15.13	Peak

Remarks: 1. Emission Level= Antenna Factor + Cable Loss + Reading -Amp factor.  
 2. The emission levels that are 20dB below the official limit are not reported.



File: F:\2023 Report\TPVA\122310026R1EP-C\131A\122310026R1-Band2AEM6 (104)  
Date: 2023-11-02

Site no. : 3m Chamber Data no. : 81  
Dis. / Ant. : 3m 2023 MCTD1209-3006 Ant. pol. : HORIZONTAL  
Limit : FCC 15E PK U-NII-2A  
Env. / Ins. : 21.2°C/51.5% Engineer : nier  
Test Mode : WIFI 5G 11ac20 5260MHz TX Mode

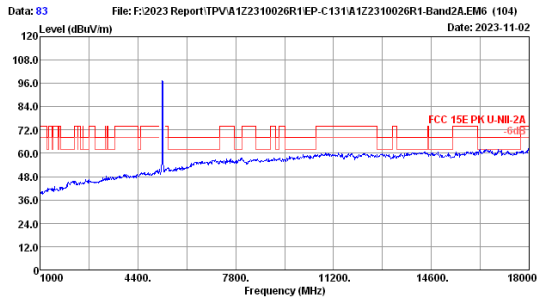


File: F:\2023 Report\TPVA\122310026R1EP-C\131A\122310026R1-Band2AEM6 (104)  
Date: 2023-11-02

Site no. : 3m Chamber Data no. : 82  
Dis. / Ant. : 3m 2023 MCTD1209-3006 Ant. pol. : HORIZONTAL  
Limit : FCC 15E PK U-NII-2A  
Env. / Ins. : 21.2°C/51.5% Engineer : nier  
Test Mode : WIFI 5G 11ac20 5260MHz TX Mode

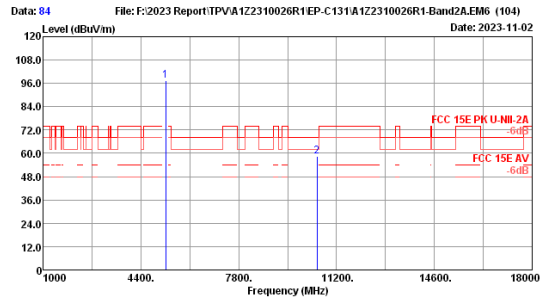
No.	Freq. (MHz)	Ant. Factor (dB/m)	Cable Loss (dB)	Amp Factor (dB)	Reading Level (dBuV)	Emission Level (dBuV/m)	Limits (dBuV/m)	Margin (dB)	Remark
1	5260.00	32.74	6.70	33.65	94.27	100.06	68.20	9.92	Peak
2	210520.00	38.38	8.20	33.84	45.54	58.28	68.20	9.92	Peak

Remarks: 1. Emission Level= Antenna Factor + Cable Loss + Reading - Amp Factor.  
2. The emission levels that are 20dB below the official limit are not reported.



File: F:\2023 Report\TPVA\122310026R1EP-C\131A\122310026R1-Band2AEM6 (104)  
Date: 2023-11-02

Site no. : 3m Chamber Data no. : 83  
Dis. / Ant. : 3m 2023 MCTD1209-3006 Ant. pol. : VERTICAL  
Limit : FCC 15E PK U-NII-2A  
Env. / Ins. : 21.2°C/51.5% Engineer : nier  
Test Mode : WIFI 5G 11ac20 5260MHz TX Mode

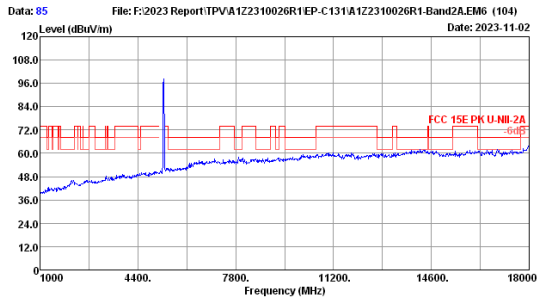


File: F:\2023 Report\TPVA\122310026R1EP-C\131A\122310026R1-Band2AEM6 (104)  
Date: 2023-11-02

Site no. : 3m Chamber Data no. : 84  
Dis. / Ant. : 3m 2023 MCTD1209-3006 Ant. pol. : VERTICAL  
Limit : FCC 15E PK U-NII-2A  
Env. / Ins. : 21.2°C/51.5% Engineer : nier  
Test Mode : WIFI 5G 11ac20 5260MHz TX Mode

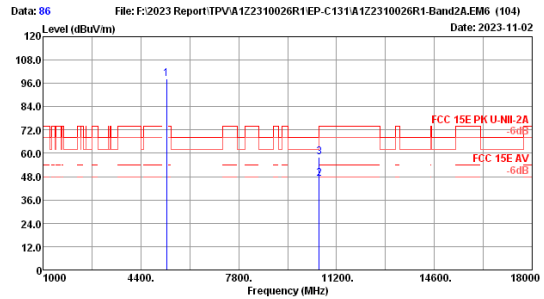
No.	Freq. (MHz)	Ant. Factor (dB/m)	Cable Loss (dB)	Amp Factor (dB)	Reading Level (dBuV)	Emission Level (dBuV/m)	Limits (dBuV/m)	Margin (dB)	Remark
1	5260.00	32.74	6.70	33.65	91.77	97.56	68.20	9.75	Peak
2	210520.00	38.38	8.20	33.84	45.71	58.45	68.20	9.75	Peak

Remarks: 1. Emission Level= Antenna Factor + Cable Loss + Reading - Amp Factor.  
2. The emission levels that are 20dB below the official limit are not reported.



File: F:\2023 Report\TPVA122310026R1EP-C131A122310026R1-Band2AEM6 (104)  
 Date: 2023-11-02

Site no. : 3m Chamber Data no. : 85  
 Dis. / Ant. : 3m 2023 MCTD1209-3006 Ant. pol. : VERTICAL  
 Limit : FCC 15E PK U-NII-2A  
 Env. / Ins. : 21.2°C/51.5% Engineer : nier  
 Test Mode : WIFI 5G 11ac20 5300MHz TX Mode

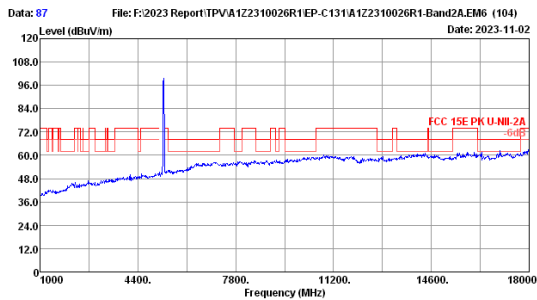


File: F:\2023 Report\TPVA122310026R1EP-C131A122310026R1-Band2AEM6 (104)  
 Date: 2023-11-02

Site no. : 3m Chamber Data no. : 86  
 Dis. / Ant. : 3m 2023 MCTD1209-3006 Ant. pol. : VERTICAL  
 Limit : FCC 15E PK U-NII-2A  
 Env. / Ins. : 21.2°C/51.5% Engineer : nier  
 Test Mode : WIFI 5G 11ac20 5300MHz TX Mode

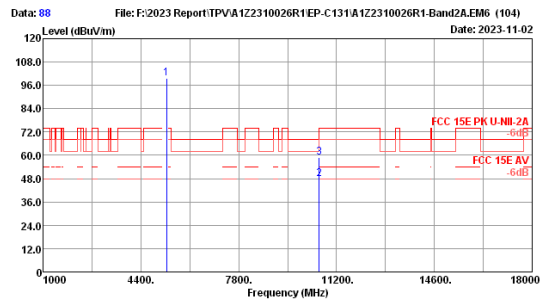
No.	Freq. (MHz)	Ant. Factor (dB/m)	Cable Loss (dB)	Amp factor (dB)	Reading (dBuV)	Emission Level (dBuV/m)	Limits (dBuV/m)	Margin (dB)	Remark
1	5300.00	32.90	6.72	33.64	92.14	98.12	54.00	6.99	Peak
	210600.00	38.30	8.22	33.79	34.28	47.01	54.00	6.99	Average
	310605.00	38.31	8.22	33.77	45.39	58.15	74.00	15.85	Peak

Remarks: 1. Emission Level= Antenna Factor + Cable Loss + Reading -Amp factor.  
 2. The emission levels that are 20dB below the official limit are not reported.



File: F:\2023 Report\TPVA122310026R1EP-C131A122310026R1-Band2AEM6 (104)  
 Date: 2023-11-02

Site no. : 3m Chamber Data no. : 87  
 Dis. / Ant. : 3m 2023 MCTD1209-3006 Ant. pol. : HORIZONTAL  
 Limit : FCC 15E PK U-NII-2A  
 Env. / Ins. : 21.2°C/51.5% Engineer : nier  
 Test Mode : WIFI 5G 11ac20 5300MHz TX Mode

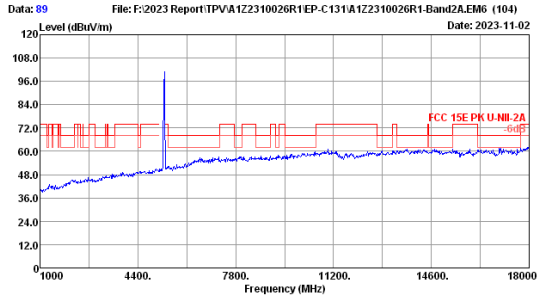


File: F:\2023 Report\TPVA122310026R1EP-C131A122310026R1-Band2AEM6 (104)  
 Date: 2023-11-02

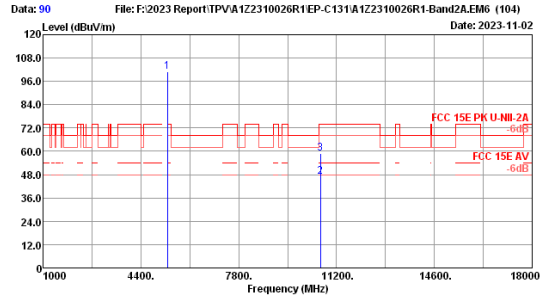
Site no. : 3m Chamber Data no. : 88  
 Dis. / Ant. : 3m 2023 MCTD1209-3006 Ant. pol. : HORIZONTAL  
 Limit : FCC 15E PK U-NII-2A  
 Env. / Ins. : 21.2°C/51.5% Engineer : nier  
 Test Mode : WIFI 5G 11ac20 5300MHz TX Mode

No.	Freq. (MHz)	Ant. Factor (dB/m)	Cable Loss (dB)	Amp factor (dB)	Reading (dBuV)	Emission Level (dBuV/m)	Limits (dBuV/m)	Margin (dB)	Remark
1	5300.00	32.90	6.72	33.64	93.53	99.51	54.00	6.14	Peak
	210600.00	38.30	8.22	33.79	35.13	47.86	54.00	6.14	Average
	310600.00	38.30	8.22	33.79	46.27	59.00	68.20	9.20	Peak

Remarks: 1. Emission Level= Antenna Factor + Cable Loss + Reading -Amp factor.  
 2. The emission levels that are 20dB below the official limit are not reported.



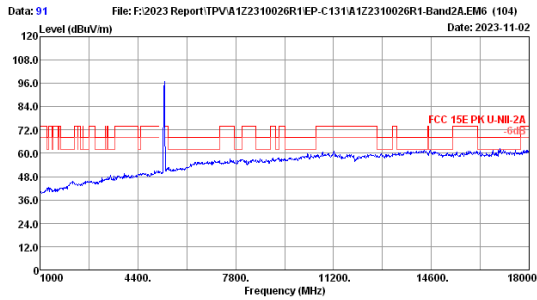
File: F:\2023 Report\TPVA\122310026R1EP-C\131A\122310026R1-Band2AEM6 (104)  
 Date: 2023-11-02  
 Site no. : 3m Chamber Data no. : 89  
 Dis. / Ant. : 3m 2023 MCTD1209-3006 Ant. pol. : HORIZONTAL  
 Limit : FCC 15E PK U-NII-2A  
 Env. / Ins. : 21.2°C/51.5% Engineer : nier  
 Test Mode : WIFI 5G 11ac20 5320MHz TX Mode



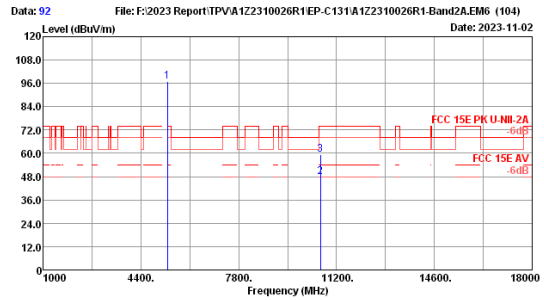
File: F:\2023 Report\TPVA\122310026R1EP-C\131A\122310026R1-Band2AEM6 (104)  
 Date: 2023-11-02  
 Site no. : 3m Chamber Data no. : 90  
 Dis. / Ant. : 3m 2023 MCTD1209-3006 Ant. pol. : HORIZONTAL  
 Limit : FCC 15E PK U-NII-2A  
 Env. / Ins. : 21.2°C/51.5% Engineer : nier  
 Test Mode : WIFI 5G 11ac20 5320MHz TX Mode

No.	Freq. (MHz)	Ant. Factor (dB/m)	Cable Loss (dB)	Amp factor (dB)	Reading (dBuV)	Emission Level (dBuV/m)	Limits (dBuV/m)	Margin (dB)	Remark
1	5320.00	33.06	6.73	33.64	94.60	100.75	72.00	28.75	Peak
	210640.00	38.34	8.23	33.75	34.27	47.09	54.00	6.91	Average
	310640.00	38.34	8.23	33.75	45.94	58.76	74.00	15.24	Peak

Remarks: 1. Emission Level= Antenna Factor + Cable Loss + Reading -Amp factor.  
 2. The emission levels that are 20dB below the official limit are not reported.



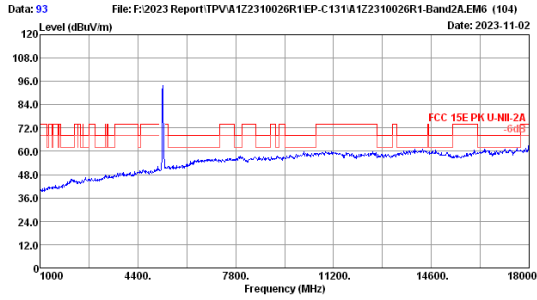
File: F:\2023 Report\TPVA\122310026R1EP-C\131A\122310026R1-Band2AEM6 (104)  
 Date: 2023-11-02  
 Site no. : 3m Chamber Data no. : 91  
 Dis. / Ant. : 3m 2023 MCTD1209-3006 Ant. pol. : VERTICAL  
 Limit : FCC 15E PK U-NII-2A  
 Env. / Ins. : 21.2°C/51.5% Engineer : nier  
 Test Mode : WIFI 5G 11ac20 5320MHz TX Mode



File: F:\2023 Report\TPVA\122310026R1EP-C\131A\122310026R1-Band2AEM6 (104)  
 Date: 2023-11-02  
 Site no. : 3m Chamber Data no. : 92  
 Dis. / Ant. : 3m 2023 MCTD1209-3006 Ant. pol. : VERTICAL  
 Limit : FCC 15E PK U-NII-2A  
 Env. / Ins. : 21.2°C/51.5% Engineer : nier  
 Test Mode : WIFI 5G 11ac20 5320MHz TX Mode

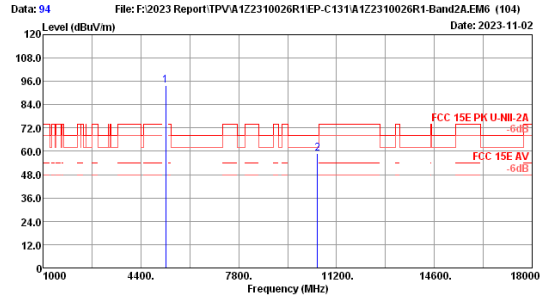
No.	Freq. (MHz)	Ant. Factor (dB/m)	Cable Loss (dB)	Amp factor (dB)	Reading (dBuV)	Emission Level (dBuV/m)	Limits (dBuV/m)	Margin (dB)	Remark
1	5320.00	33.06	6.73	33.64	90.94	97.09	72.00	25.09	Peak
	210640.00	38.34	8.23	33.75	35.03	47.85	54.00	6.15	Average
	310640.00	38.34	8.23	33.75	46.51	59.33	74.00	14.67	Peak

Remarks: 1. Emission Level= Antenna Factor + Cable Loss + Reading -Amp factor.  
 2. The emission levels that are 20dB below the official limit are not reported.



File: F:\2023 Report\TPVA122310026R1EP-C131A122310026R1-Band2AEM6 (104)  
Date: 2023-11-02

Site no. : 3m Chamber Data no. : 93  
Dis. / Ant. : 3m 2023 MCTD1209-3006 Ant. pol. : VERTICAL  
Limit : FCC 15E PK U-NII-2A  
Env. / Ins. : 21.2°C/51.5% Engineer : nier  
Test Mode : WIFI 5G 11ac40 5270MHz TX Mode

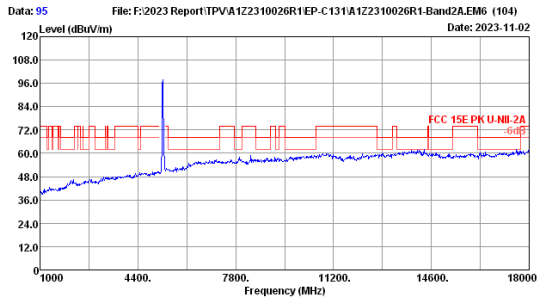


File: F:\2023 Report\TPVA122310026R1EP-C131A122310026R1-Band2AEM6 (104)  
Date: 2023-11-02

Site no. : 3m Chamber Data no. : 94  
Dis. / Ant. : 3m 2023 MCTD1209-3006 Ant. pol. : VERTICAL  
Limit : FCC 15E PK U-NII-2A  
Env. / Ins. : 21.2°C/51.5% Engineer : nier  
Test Mode : WIFI 5G 11ac40 5270MHz TX Mode

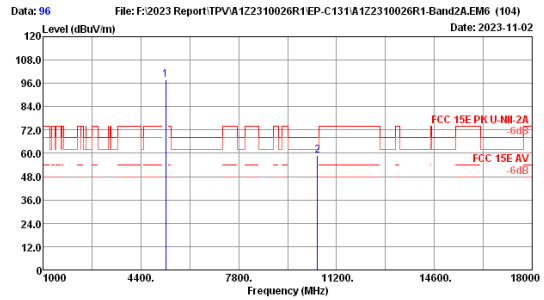
No.	Freq. (MHz)	Ant. Factor (dB/m)	Cable Loss (dB)	Amp Loss Factor (dB)	Reading (dBuV)	Emission Level (dBuV/m)	Limits (dBuV/m)	Margin (dB)	Remark
1	5270.00	32.78	6.71	33.65	88.08	95.92	72.00	9.29	Peak
2	210540.00	38.36	8.21	33.82	46.16	58.91	68.20	9.29	Peak

Remarks: 1. Emission Level= Antenna Factor + Cable Loss + Reading - Amp Factor.  
2. The emission levels that are 20dB below the official limit are not reported.



File: F:\2023 Report\TPVA122310026R1EP-C131A122310026R1-Band2AEM6 (104)  
Date: 2023-11-02

Site no. : 3m Chamber Data no. : 95  
Dis. / Ant. : 3m 2023 MCTD1209-3006 Ant. pol. : HORIZONTAL  
Limit : FCC 15E PK U-NII-2A  
Env. / Ins. : 21.2°C/51.5% Engineer : nier  
Test Mode : WIFI 5G 11ac40 5270MHz TX Mode



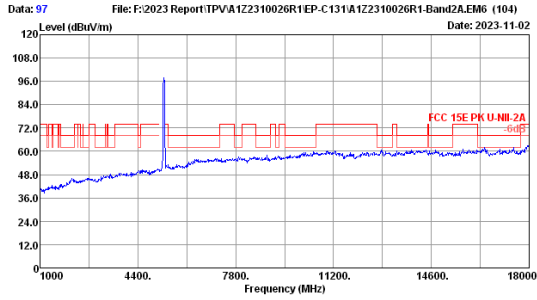
File: F:\2023 Report\TPVA122310026R1EP-C131A122310026R1-Band2AEM6 (104)  
Date: 2023-11-02

Site no. : 3m Chamber Data no. : 96  
Dis. / Ant. : 3m 2023 MCTD1209-3006 Ant. pol. : HORIZONTAL  
Limit : FCC 15E PK U-NII-2A  
Env. / Ins. : 21.2°C/51.5% Engineer : nier  
Test Mode : WIFI 5G 11ac40 5270MHz TX Mode

No.	Freq. (MHz)	Ant. Factor (dB/m)	Cable Loss (dB)	Amp Loss Factor (dB)	Reading (dBuV)	Emission Level (dBuV/m)	Limits (dBuV/m)	Margin (dB)	Remark
1	5270.00	32.78	6.71	33.65	92.12	97.96	72.00	9.50	Peak
2	210540.00	38.36	8.21	33.82	45.95	58.70	68.20	9.50	Peak

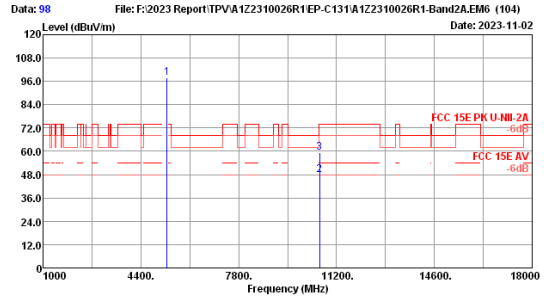
Remarks: 1. Emission Level= Antenna Factor + Cable Loss + Reading - Amp Factor.  
2. The emission levels that are 20dB below the official limit are not reported.





File: F:\2023 Report\TPVA122310026R1EP-C131A122310026R1-Band2AEM6 (104)  
 Date: 2023-11-02

Site no. : 3m Chamber Data no. : 97  
 Dis. / Ant. : 3m 2023 MCTD1209-3006 Ant. pol. : HORIZONTAL  
 Limit : FCC 15E PK U-NII-2A  
 Env. / Ins. : 21.2°C/51.5% Engineer : nier  
 Test Mode : WIFI 5G 11ac40 5310MHz TX Mode

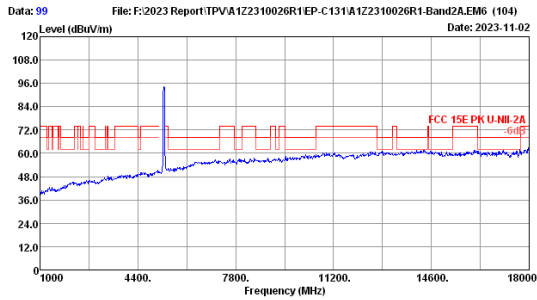


File: F:\2023 Report\TPVA122310026R1EP-C131A122310026R1-Band2AEM6 (104)  
 Date: 2023-11-02

Site no. : 3m Chamber Data no. : 98  
 Dis. / Ant. : 3m 2023 MCTD1209-3006 Ant. pol. : HORIZONTAL  
 Limit : FCC 15E PK U-NII-2A  
 Env. / Ins. : 21.2°C/51.5% Engineer : nier  
 Test Mode : WIFI 5G 11ac40 5310MHz TX Mode

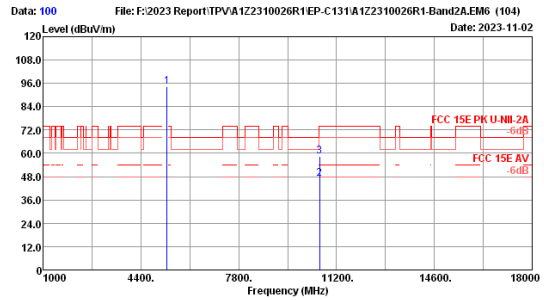
No.	Freq. (MHz)	Ant. Factor (dB/m)	Cable Loss (dB)	Amp factor (dB)	Reading (dBuV)	Emission Level (dBuV/m)	Limits (dBuV/m)	Margin (dB)	Remark
1	5310.00	32.98	6.72	33.64	91.82	97.88	72.00	25.88	Peak
	210620.00	38.32	8.22	33.77	35.07	47.84	54.00	6.16	Average
	310620.00	38.32	8.22	33.77	46.41	59.18	74.00	14.82	Peak

Remarks: 1. Emission Level= Antenna Factor + Cable Loss + Reading -Amp factor.  
 2. The emission levels that are 20dB below the official limit are not reported.



File: F:\2023 Report\TPVA122310026R1EP-C131A122310026R1-Band2AEM6 (104)  
 Date: 2023-11-02

Site no. : 3m Chamber Data no. : 99  
 Dis. / Ant. : 3m 2023 MCTD1209-3006 Ant. pol. : VERTICAL  
 Limit : FCC 15E PK U-NII-2A  
 Env. / Ins. : 21.2°C/51.5% Engineer : nier  
 Test Mode : WIFI 5G 11ac40 5310MHz TX Mode

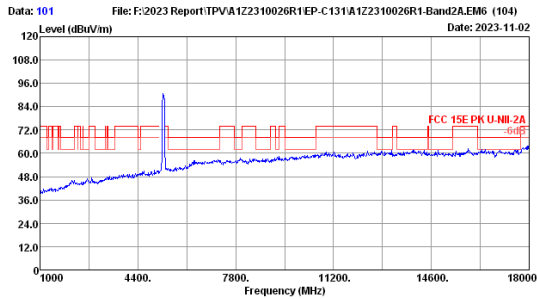


File: F:\2023 Report\TPVA122310026R1EP-C131A122310026R1-Band2AEM6 (104)  
 Date: 2023-11-02

Site no. : 3m Chamber Data no. : 100  
 Dis. / Ant. : 3m 2023 MCTD1209-3006 Ant. pol. : VERTICAL  
 Limit : FCC 15E PK U-NII-2A  
 Env. / Ins. : 21.2°C/51.5% Engineer : nier  
 Test Mode : WIFI 5G 11ac40 5310MHz TX Mode

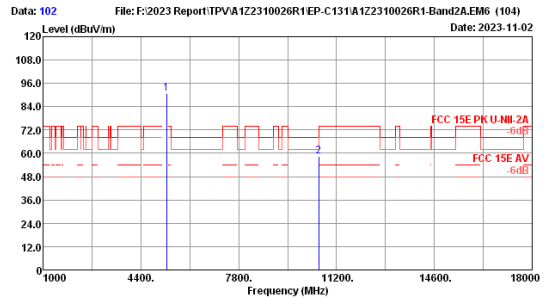
No.	Freq. (MHz)	Ant. Factor (dB/m)	Cable Loss (dB)	Amp factor (dB)	Reading (dBuV)	Emission Level (dBuV/m)	Limits (dBuV/m)	Margin (dB)	Remark
1	5310.00	32.98	6.72	33.64	88.42	94.48	72.00	22.48	Peak
	210620.00	38.32	8.22	33.77	34.09	46.86	54.00	7.14	Average
	310620.00	38.32	8.22	33.77	45.54	58.31	74.00	15.69	Peak

Remarks: 1. Emission Level= Antenna Factor + Cable Loss + Reading -Amp factor.  
 2. The emission levels that are 20dB below the official limit are not reported.



File: F:\2023 Report\TPVA\122310026R1EP-C\131A\122310026R1-Band2AEM6 (104)  
 Date: 2023-11-02

Site no. : 3m Chamber Data no. : 101  
 Dis. / Ant. : 3m 2023 MCTD1209-3006 Ant. pol. : VERTICAL  
 Limit : FCC 15E PK U-NII-2A  
 Env. / Ins. : 21.2°C/51.5% Engineer : nier  
 Test Mode : WIFI 5G 11ac80 5290MHz TX Mode

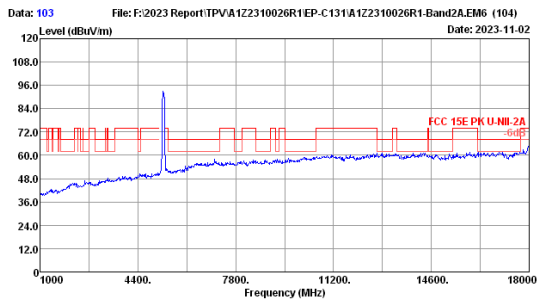


File: F:\2023 Report\TPVA\122310026R1EP-C\131A\122310026R1-Band2AEM6 (104)  
 Date: 2023-11-02

Site no. : 3m Chamber Data no. : 102  
 Dis. / Ant. : 3m 2023 MCTD1209-3006 Ant. pol. : VERTICAL  
 Limit : FCC 15E PK U-NII-2A  
 Env. / Ins. : 21.2°C/51.5% Engineer : nier  
 Test Mode : WIFI 5G 11ac80 5290MHz TX Mode

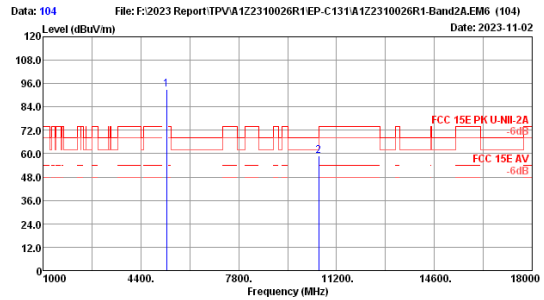
No.	Freq. (MHz)	Ant. Factor (dB/m)	Cable Loss (dB)	Amp Factor (dB)	Reading (dBuV)	Emission Level (dBuV/m)	Limits (dBuV/m)	Margin (dB)	Remark
1	5290.00	32.86	6.72	33.64	84.70	90.64	68.20	9.72	Peak
2	210580.00	38.32	8.22	33.79	45.73	58.48	68.20	9.72	Peak

Remarks: 1. Emission Level= Antenna Factor + Cable Loss + Reading - Amp factor.  
 2. The emission levels that are 20dB below the official limit are not reported.



File: F:\2023 Report\TPVA\122310026R1EP-C\131A\122310026R1-Band2AEM6 (104)  
 Date: 2023-11-02

Site no. : 3m Chamber Data no. : 103  
 Dis. / Ant. : 3m 2023 MCTD1209-3006 Ant. pol. : HORIZONTAL  
 Limit : FCC 15E PK U-NII-2A  
 Env. / Ins. : 21.2°C/51.5% Engineer : nier  
 Test Mode : WIFI 5G 11ac80 5290MHz TX Mode



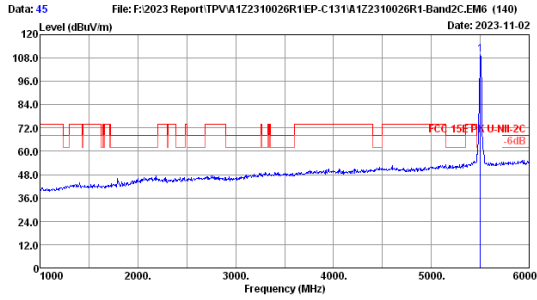
File: F:\2023 Report\TPVA\122310026R1EP-C\131A\122310026R1-Band2AEM6 (104)  
 Date: 2023-11-02

Site no. : 3m Chamber Data no. : 104  
 Dis. / Ant. : 3m 2023 MCTD1209-3006 Ant. pol. : HORIZONTAL  
 Limit : FCC 15E PK U-NII-2A  
 Env. / Ins. : 21.2°C/51.5% Engineer : nier  
 Test Mode : WIFI 5G 11ac80 5290MHz TX Mode

No.	Freq. (MHz)	Ant. Factor (dB/m)	Cable Loss (dB)	Amp Factor (dB)	Reading (dBuV)	Emission Level (dBuV/m)	Limits (dBuV/m)	Margin (dB)	Remark
1	5290.00	32.86	6.72	33.64	87.16	93.10	68.20	9.34	Peak
2	210580.00	38.32	8.22	33.79	46.11	58.86	68.20	9.34	Peak

Remarks: 1. Emission Level= Antenna Factor + Cable Loss + Reading - Amp factor.  
 2. The emission levels that are 20dB below the official limit are not reported.

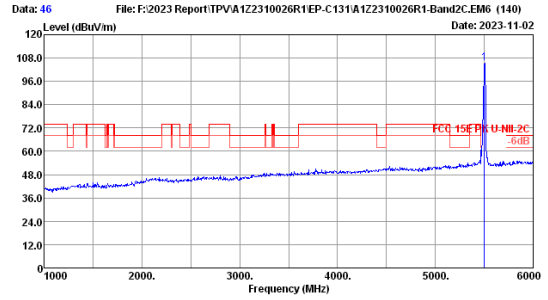
U-NII-2C Band:



Site no. : 3m Chamber Data no. : 45  
 Dis. / Ant. : 3m 2023 MCTD1209-3006 Ant. pol. : VERTICAL  
 Limit : FCC 15E PK U-NII-2C  
 Env. / Ins. : 21.2°C/51.5% Engineer : nier  
 Test Mode : WIFI 5G 11a 5500MHz TX Mode

No.	Freq. (MHz)	Ant. Factor (dB/m)	Cable Loss (dB)	Amp factor (dB)	Emission Reading (dBuV)	Emission Level (dBuV/m)	Limits (dBuV/m)	Margin (dB)	Remark
1	5500.00	33.70	6.80	33.60	102.84	109.74	-----	-----	Peak

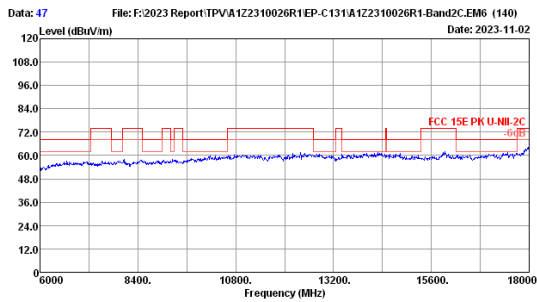
Remarks: 1. Emission Level= Antenna Factor + Cable Loss + Reading -Amp factor.  
 2. The emission levels that are 20dB below the official limit are not reported.



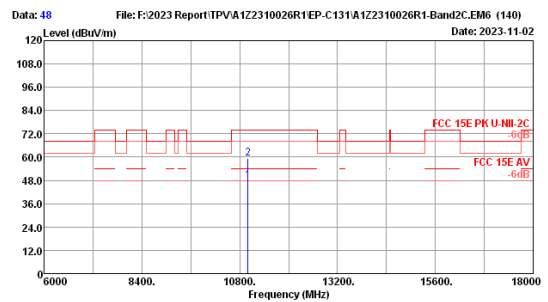
Site no. : 3m Chamber Data no. : 46  
 Dis. / Ant. : 3m 2023 MCTD1209-3006 Ant. pol. : HORIZONTAL  
 Limit : FCC 15E PK U-NII-2C  
 Env. / Ins. : 21.2°C/51.5% Engineer : nier  
 Test Mode : WIFI 5G 11a 5500MHz TX Mode

No.	Freq. (MHz)	Ant. Factor (dB/m)	Cable Loss (dB)	Amp factor (dB)	Emission Reading (dBuV)	Emission Level (dBuV/m)	Limits (dBuV/m)	Margin (dB)	Remark
1	5500.00	33.70	6.80	33.60	98.40	105.30	-----	-----	Peak

Remarks: 1. Emission Level= Antenna Factor + Cable Loss + Reading -Amp factor.  
 2. The emission levels that are 20dB below the official limit are not reported.



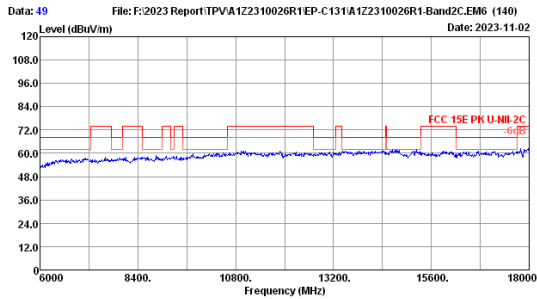
Site no. : 3m Chamber Data no. : 47  
 Dis. / Ant. : 3m 2023 MCTD1209-3006 Ant. pol. : VERTICAL  
 Limit : FCC 15E PK U-NII-2C  
 Env. / Ins. : 21.2°C/51.5% Engineer : nier  
 Test Mode : WIFI 5G 11a 5500MHz TX Mode



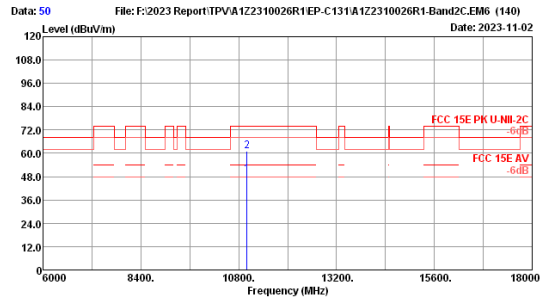
Site no. : 3m Chamber Data no. : 48  
 Dis. / Ant. : 3m 2023 MCTD1209-3006 Ant. pol. : VERTICAL  
 Limit : FCC 15E PK U-NII-2C  
 Env. / Ins. : 21.2°C/51.5% Engineer : nier  
 Test Mode : WIFI 5G 11a 5500MHz TX Mode

No.	Freq. (MHz)	Ant. Factor (dB/m)	Cable Loss (dB)	Amp factor (dB)	Emission Reading (dBuV)	Emission Level (dBuV/m)	Limits (dBuV/m)	Margin (dB)	Remark
111000.00	38.70	8.30	33.50	34.52	48.02	54.00	5.98	Average	
211000.00	38.70	8.30	33.50	45.93	59.43	74.00	14.57	Peak	

Remarks: 1. Emission Level= Antenna Factor + Cable Loss + Reading -Amp factor.  
 2. The emission levels that are 20dB below the official limit are not reported.



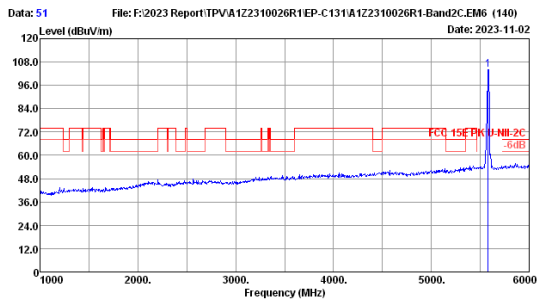
File: F:\2023 Report\TPVA\122310026R1EP-C\131A\122310026R1-Band2C.EM6 (140)  
 Date: 2023-11-02  
 Site no. : 3m Chamber Data no. : 49  
 Dis. / Ant. : 3m 2023 MCTD1209-3006 Ant. pol. : HORIZONTAL  
 Limit : FCC 15E PK U-NII-2C  
 Env. / Ins. : 21.2°C/51.5% Engineer : nier  
 Test Mode : WIFI 5G 11a 5500MHz TX Mode



File: F:\2023 Report\TPVA\122310026R1EP-C\131A\122310026R1-Band2C.EM6 (140)  
 Date: 2023-11-02  
 Site no. : 3m Chamber Data no. : 50  
 Dis. / Ant. : 3m 2023 MCTD1209-3006 Ant. pol. : HORIZONTAL  
 Limit : FCC 15E PK U-NII-2C  
 Env. / Ins. : 21.2°C/51.5% Engineer : nier  
 Test Mode : WIFI 5G 11a 5500MHz TX Mode

No.	Freq. (MHz)	Ant. Factor (dB/m)	Cable Loss (dB)	Amp Factor (dB)	Reading (dBuV)	Emission Level (dBuV/m)	Limits (dBuV/m)	Margin (dB)	Remark
111000.00	38.70	8.30	33.50	35.43	48.93	54.00	54.00	5.07	Average
211000.00	38.70	8.30	33.50	47.42	60.92	74.00	74.00	13.08	Peak

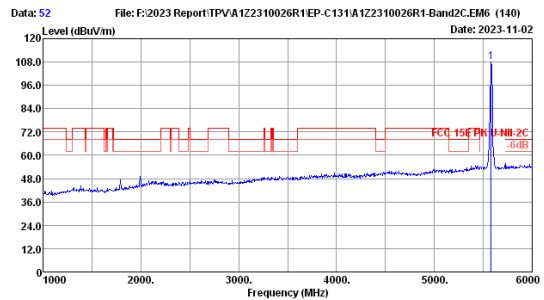
Remarks: 1. Emission Level= Antenna Factor + Cable Loss + Reading - Amp Factor.  
 2. The emission levels that are 20dB below the official limit are not reported.



File: F:\2023 Report\TPVA\122310026R1EP-C\131A\122310026R1-Band2C.EM6 (140)  
 Date: 2023-11-02  
 Site no. : 3m Chamber Data no. : 51  
 Dis. / Ant. : 3m 2023 MCTD1209-3006 Ant. pol. : HORIZONTAL  
 Limit : FCC 15E PK U-NII-2C  
 Env. / Ins. : 21.2°C/51.5% Engineer : nier  
 Test Mode : WIFI 5G 11a 5580MHz TX Mode

No.	Freq. (MHz)	Ant. Factor (dB/m)	Cable Loss (dB)	Amp Factor (dB)	Reading (dBuV)	Emission Level (dBuV/m)	Limits (dBuV/m)	Margin (dB)	Remark
1	5580.00	33.28	6.83	33.58	97.65	104.18	-----	-----	Peak

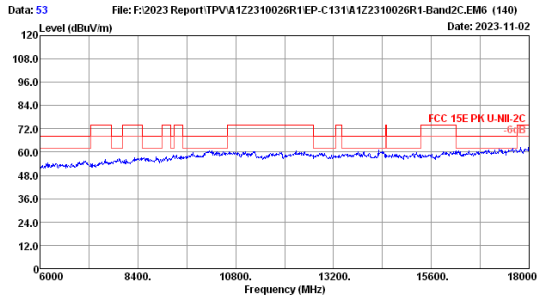
Remarks: 1. Emission Level= Antenna Factor + Cable Loss + Reading - Amp Factor.  
 2. The emission levels that are 20dB below the official limit are not reported.



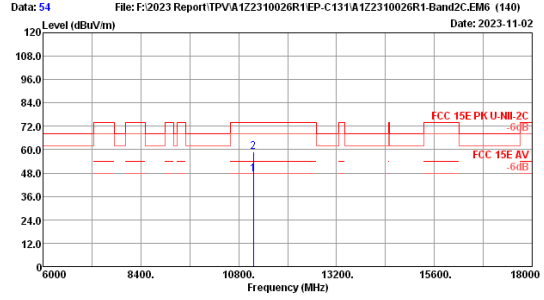
File: F:\2023 Report\TPVA\122310026R1EP-C\131A\122310026R1-Band2C.EM6 (140)  
 Date: 2023-11-02  
 Site no. : 3m Chamber Data no. : 52  
 Dis. / Ant. : 3m 2023 MCTD1209-3006 Ant. pol. : VERTICAL  
 Limit : FCC 15E PK U-NII-2C  
 Env. / Ins. : 21.2°C/51.5% Engineer : nier  
 Test Mode : WIFI 5G 11a 5580MHz TX Mode

No.	Freq. (MHz)	Ant. Factor (dB/m)	Cable Loss (dB)	Amp Factor (dB)	Reading (dBuV)	Emission Level (dBuV/m)	Limits (dBuV/m)	Margin (dB)	Remark
1	5580.00	33.28	6.83	33.58	101.48	108.01	-----	-----	Peak

Remarks: 1. Emission Level= Antenna Factor + Cable Loss + Reading - Amp Factor.  
 2. The emission levels that are 20dB below the official limit are not reported.



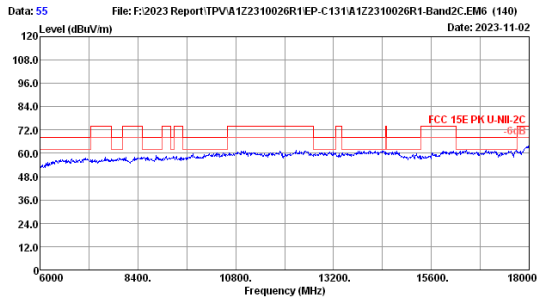
Site no. : 3m Chamber Data no. : 53  
 Dis. / Ant. : 3m 2023 MCTD1209-3006 Ant. pol. : VERTICAL  
 Limit : FCC 15E PK U-NII-2C  
 Env. / Ins. : 21.2°C/51.5% Engineer : nier  
 Test Mode : WIFI 5G 11a 5580MHz TX Mode



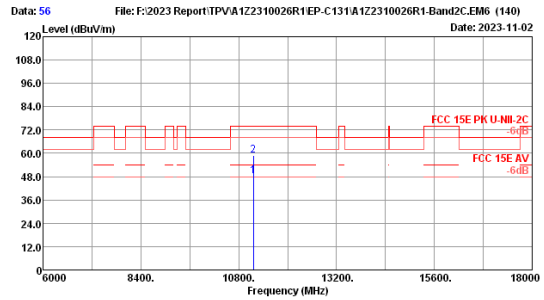
Site no. : 3m Chamber Data no. : 54  
 Dis. / Ant. : 3m 2023 MCTD1209-3006 Ant. pol. : VERTICAL  
 Limit : FCC 15E PK U-NII-2C  
 Env. / Ins. : 21.2°C/51.5% Engineer : nier  
 Test Mode : WIFI 5G 11a 5580MHz TX Mode

No.	Freq. (MHz)	Ant. Factor (dB/m)	Cable Loss (dB)	Amp factor (dB)	Reading Level (dBuV)	Emission Level (dBuV/m)	Limits (dBuV/m)	Margin (dB)	Remark
111160.00	38.64	8.33	33.53	34.10	47.54	54.00	54.00	6.46	Average
211160.00	38.64	8.33	33.53	45.54	58.98	74.00	74.00	15.02	Peak

Remarks: 1. Emission Level= Antenna Factor + Cable Loss + Reading - Amp factor.  
 2. The emission levels that are 20dB below the official limit are not reported.



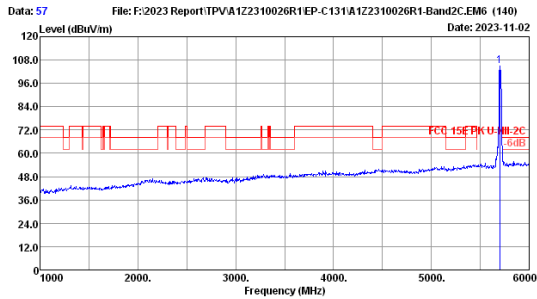
Site no. : 3m Chamber Data no. : 55  
 Dis. / Ant. : 3m 2023 MCTD1209-3006 Ant. pol. : HORIZONTAL  
 Limit : FCC 15E PK U-NII-2C  
 Env. / Ins. : 21.2°C/51.5% Engineer : nier  
 Test Mode : WIFI 5G 11a 5580MHz TX Mode



Site no. : 3m Chamber Data no. : 56  
 Dis. / Ant. : 3m 2023 MCTD1209-3006 Ant. pol. : HORIZONTAL  
 Limit : FCC 15E PK U-NII-2C  
 Env. / Ins. : 21.2°C/51.5% Engineer : nier  
 Test Mode : WIFI 5G 11a 5580MHz TX Mode

No.	Freq. (MHz)	Ant. Factor (dB/m)	Cable Loss (dB)	Amp factor (dB)	Reading Level (dBuV)	Emission Level (dBuV/m)	Limits (dBuV/m)	Margin (dB)	Remark
111160.00	38.64	8.33	33.53	34.72	48.16	54.00	54.00	5.84	Average
211160.00	38.64	8.33	33.53	45.54	58.98	74.00	74.00	15.02	Peak

Remarks: 1. Emission Level= Antenna Factor + Cable Loss + Reading - Amp factor.  
 2. The emission levels that are 20dB below the official limit are not reported.

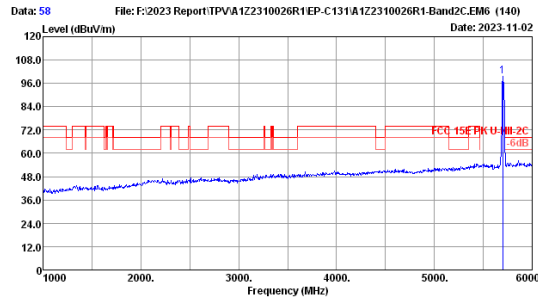


File: F:\2023 Report\TPVA\122310026R1EP-C\131A\122310026R1-Band2C.EM6 (140)  
 Date: 2023-11-02

Site no. : 3m Chamber Data no. : 57  
 Dis. / Ant. : 3m 2023 MCTD1209-3006 Ant. pol. : VERTICAL  
 Limit : FCC 15E PK U-NII-2C  
 Env. / Ins. : 21.2°C/51.5% Engineer : nier  
 Test Mode : WIFI 5G 11a 5700MHz TX Mode

No.	Freq. (MHz)	Ant. Factor (dB/m)	Cable Loss (dB)	Amp factor (dB)	Emission Reading (dBuV)	Emission Level (dBuV/m)	Limits (dBuV/m)	Margin (dB)	Remark
1	5700.00	33.40	6.88	33.56	98.26	104.98			Peak

Remarks: 1. Emission Level= Antenna Factor + Cable Loss + Reading -Amp factor.  
 2. The emission levels that are 20dB below the official limit are not reported.

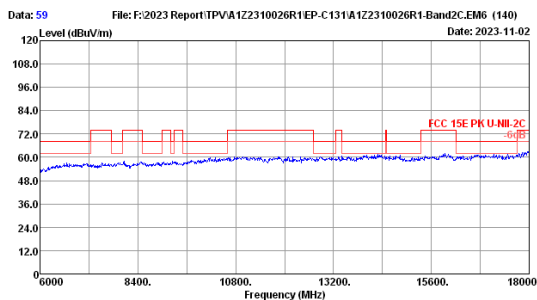


File: F:\2023 Report\TPVA\122310026R1EP-C\131A\122310026R1-Band2C.EM6 (140)  
 Date: 2023-11-02

Site no. : 3m Chamber Data no. : 58  
 Dis. / Ant. : 3m 2023 MCTD1209-3006 Ant. pol. : HORIZONTAL  
 Limit : FCC 15E PK U-NII-2C  
 Env. / Ins. : 21.2°C/51.5% Engineer : nier  
 Test Mode : WIFI 5G 11a 5700MHz TX Mode

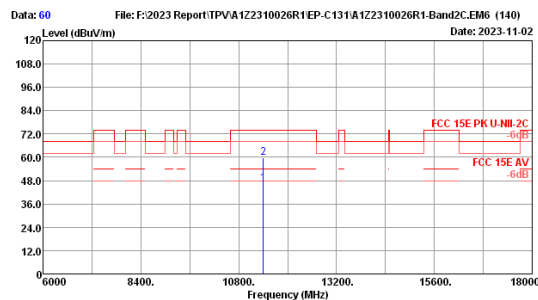
No.	Freq. (MHz)	Ant. Factor (dB/m)	Cable Loss (dB)	Amp factor (dB)	Emission Reading (dBuV)	Emission Level (dBuV/m)	Limits (dBuV/m)	Margin (dB)	Remark
1	5700.00	33.40	6.88	33.56	92.71	99.43			Peak

Remarks: 1. Emission Level= Antenna Factor + Cable Loss + Reading -Amp factor.  
 2. The emission levels that are 20dB below the official limit are not reported.



File: F:\2023 Report\TPVA\122310026R1EP-C\131A\122310026R1-Band2C.EM6 (140)  
 Date: 2023-11-02

Site no. : 3m Chamber Data no. : 59  
 Dis. / Ant. : 3m 2023 MCTD1209-3006 Ant. pol. : VERTICAL  
 Limit : FCC 15E PK U-NII-2C  
 Env. / Ins. : 21.2°C/51.5% Engineer : nier  
 Test Mode : WIFI 5G 11a 5700MHz TX Mode

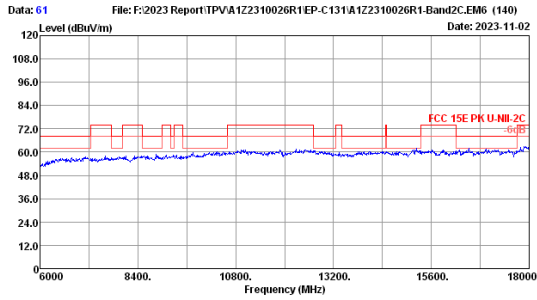


File: F:\2023 Report\TPVA\122310026R1EP-C\131A\122310026R1-Band2C.EM6 (140)  
 Date: 2023-11-02

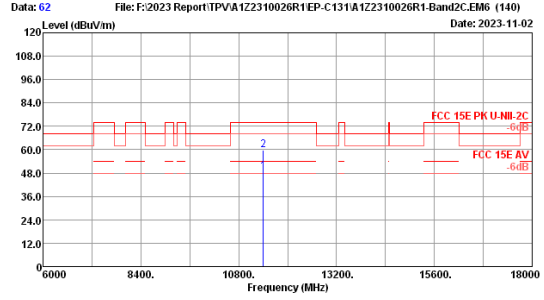
Site no. : 3m Chamber Data no. : 60  
 Dis. / Ant. : 3m 2023 MCTD1209-3006 Ant. pol. : VERTICAL  
 Limit : FCC 15E PK U-NII-2C  
 Env. / Ins. : 21.2°C/51.5% Engineer : nier  
 Test Mode : WIFI 5G 11a 5700MHz TX Mode

No.	Freq. (MHz)	Ant. Factor (dB/m)	Cable Loss (dB)	Amp factor (dB)	Emission Reading (dBuV)	Emission Level (dBuV/m)	Limits (dBuV/m)	Margin (dB)	Remark
111400.00	11140.00	38.50	8.38	33.58	33.27	46.57	54.00	7.43	Average
211400.00	21140.00	38.50	8.38	33.58	46.27	59.57	74.00	14.43	Peak

Remarks: 1. Emission Level= Antenna Factor + Cable Loss + Reading -Amp factor.  
 2. The emission levels that are 20dB below the official limit are not reported.



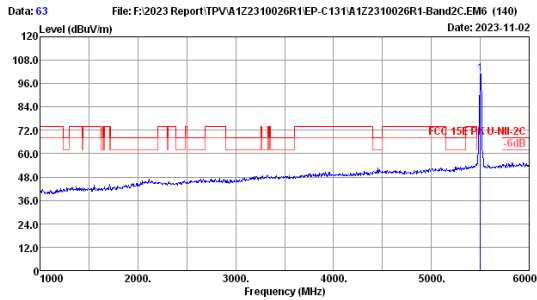
Site no. : 3m Chamber Data no. : 61  
 Dis. / Ant. : 3m 2023 MCTD1209-3006 Ant. pol. : HORIZONTAL  
 Limit : FCC 15E PK U-NII-2C  
 Env. / Ins. : 21.2°C/51.5% Engineer : nier  
 Test Mode : WIFI 5G 11a 5700MHz TX Mode



Site no. : 3m Chamber Data no. : 62  
 Dis. / Ant. : 3m 2023 MCTD1209-3006 Ant. pol. : HORIZONTAL  
 Limit : FCC 15E PK U-NII-2C  
 Env. / Ins. : 21.2°C/51.5% Engineer : nier  
 Test Mode : WIFI 5G 11a 5700MHz TX Mode

No.	Freq. (MHz)	Ant. Factor (dB/m)	Cable Loss (dB)	Amp factor (dB)	Reading (dBuV)	Emission Level (dBuV/m)	Limits (dBuV/m)	Margin (dB)	Remark
111400.00	38.50	8.38	33.58	35.23	48.53	54.00	5.47	Average	
211400.00	38.50	8.38	33.58	46.30	59.60	74.00	14.40	Peak	

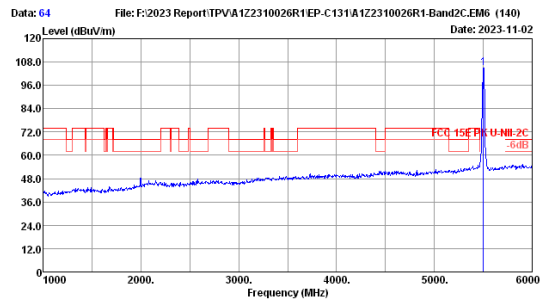
Remarks: 1. Emission Level= Antenna Factor + Cable Loss + Reading -Amp factor.  
 2. The emission levels that are 20dB below the official limit are not reported.



Site no. : 3m Chamber Data no. : 63  
 Dis. / Ant. : 3m 2023 MCTD1209-3006 Ant. pol. : HORIZONTAL  
 Limit : FCC 15E PK U-NII-2C  
 Env. / Ins. : 21.2°C/51.5% Engineer : nier  
 Test Mode : WIFI 5G 11n20 5500MHz TX Mode

No.	Freq. (MHz)	Ant. Factor (dB/m)	Cable Loss (dB)	Amp factor (dB)	Reading (dBuV)	Emission Level (dBuV/m)	Limits (dBuV/m)	Margin (dB)	Remark
1	5500.00	33.70	6.80	33.60	94.12	101.02	-----	-----	Peak

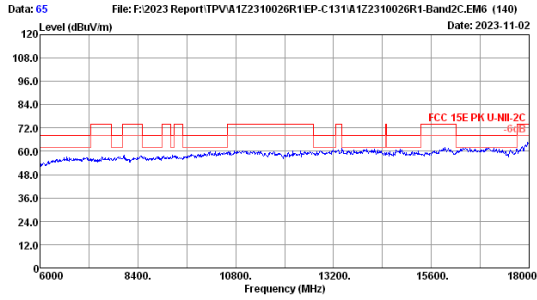
Remarks: 1. Emission Level= Antenna Factor + Cable Loss + Reading -Amp factor.  
 2. The emission levels that are 20dB below the official limit are not reported.



Site no. : 3m Chamber Data no. : 64  
 Dis. / Ant. : 3m 2023 MCTD1209-3006 Ant. pol. : VERTICAL  
 Limit : FCC 15E PK U-NII-2C  
 Env. / Ins. : 21.2°C/51.5% Engineer : nier  
 Test Mode : WIFI 5G 11n20 5500MHz TX Mode

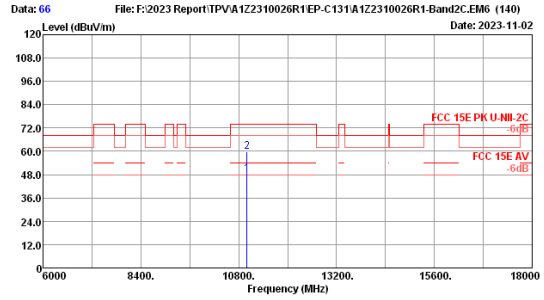
No.	Freq. (MHz)	Ant. Factor (dB/m)	Cable Loss (dB)	Amp factor (dB)	Reading (dBuV)	Emission Level (dBuV/m)	Limits (dBuV/m)	Margin (dB)	Remark
1	5500.00	33.70	6.80	33.60	98.17	105.07	-----	-----	Peak

Remarks: 1. Emission Level= Antenna Factor + Cable Loss + Reading -Amp factor.  
 2. The emission levels that are 20dB below the official limit are not reported.



File: F:\2023 Report\TPVA\122310026R1EP-C\131A\122310026R1-Band2C.EM6 (140)  
 Date: 2023-11-02

Site no. : 3m Chamber Data no. : 65  
 Dis. / Ant. : 3m 2023 MCTD1209-3006 Ant. pol. : VERTICAL  
 Limit : FCC 15E PK U-NII-2C  
 Env. / Ins. : 21.2°C/51.5% Engineer : nier  
 Test Mode : WIFI 5G 11n20 5500MHz TX Mode

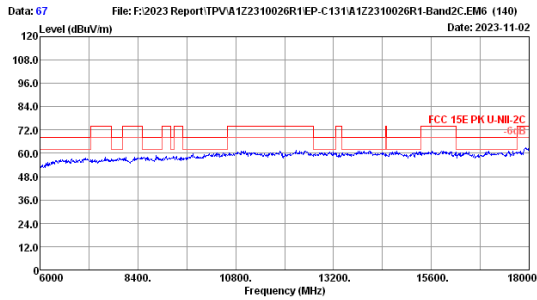


File: F:\2023 Report\TPVA\122310026R1EP-C\131A\122310026R1-Band2C.EM6 (140)  
 Date: 2023-11-02

Site no. : 3m Chamber Data no. : 66  
 Dis. / Ant. : 3m 2023 MCTD1209-3006 Ant. pol. : VERTICAL  
 Limit : FCC 15E PK U-NII-2C  
 Env. / Ins. : 21.2°C/51.5% Engineer : nier  
 Test Mode : WIFI 5G 11n20 5500MHz TX Mode

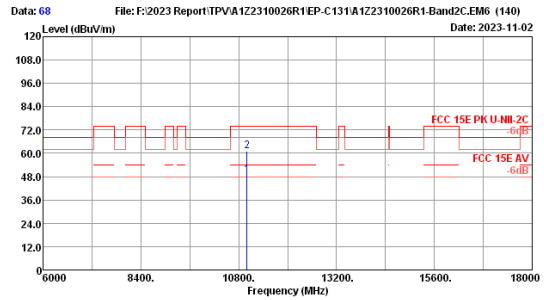
No.	Freq. (MHz)	Ant. Factor (dB/m)	Cable Loss (dB)	Amp Factor (dB)	Reading (dBuV)	Emission Level (dBuV/m)	Limits (dBuV/m)	Margin (dB)	Remark
111000.00	38.70	8.30	33.50	34.91	48.41	54.00	5.59	Average	
211000.00	38.70	8.30	33.50	46.13	59.63	74.00	14.37	Peak	

Remarks: 1. Emission Level= Antenna Factor + Cable Loss + Reading - Amp Factor.  
 2. The emission levels that are 20dB below the official limit are not reported.



File: F:\2023 Report\TPVA\122310026R1EP-C\131A\122310026R1-Band2C.EM6 (140)  
 Date: 2023-11-02

Site no. : 3m Chamber Data no. : 67  
 Dis. / Ant. : 3m 2023 MCTD1209-3006 Ant. pol. : HORIZONTAL  
 Limit : FCC 15E PK U-NII-2C  
 Env. / Ins. : 21.2°C/51.5% Engineer : nier  
 Test Mode : WIFI 5G 11n20 5500MHz TX Mode



File: F:\2023 Report\TPVA\122310026R1EP-C\131A\122310026R1-Band2C.EM6 (140)  
 Date: 2023-11-02

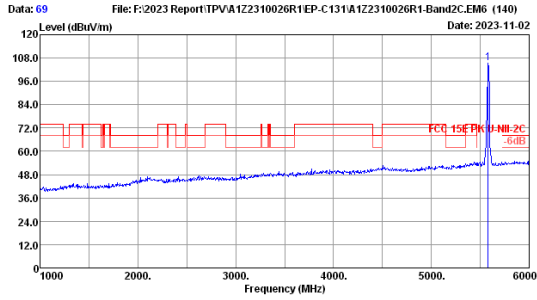
Site no. : 3m Chamber Data no. : 68  
 Dis. / Ant. : 3m 2023 MCTD1209-3006 Ant. pol. : HORIZONTAL  
 Limit : FCC 15E PK U-NII-2C  
 Env. / Ins. : 21.2°C/51.5% Engineer : nier  
 Test Mode : WIFI 5G 11n20 5500MHz TX Mode

No.	Freq. (MHz)	Ant. Factor (dB/m)	Cable Loss (dB)	Amp Factor (dB)	Reading (dBuV)	Emission Level (dBuV/m)	Limits (dBuV/m)	Margin (dB)	Remark
111000.00	38.70	8.30	33.50	35.28	48.78	54.00	5.22	Average	
211000.00	38.70	8.30	33.50	47.39	60.89	74.00	13.11	Peak	

Remarks: 1. Emission Level= Antenna Factor + Cable Loss + Reading - Amp Factor.  
 2. The emission levels that are 20dB below the official limit are not reported.



FCC ID: APYBSC0004

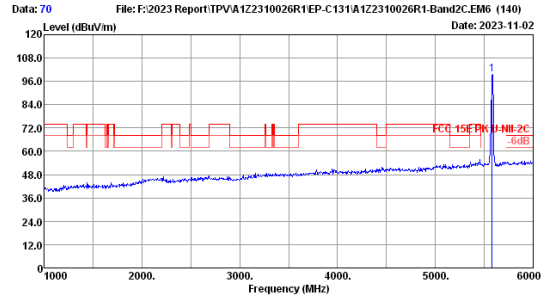


File: F:\2023 Report\TPVA\122310026R1EP-C\131A\122310026R1-Band2C.EM6 (140)  
Date: 2023-11-02

Site no. : 3m Chamber Data no. : 69  
Dis. / Ant. : 3m 2023 MCTD1209-3006 Ant. pol. : VERTICAL  
Limit : FCC 15E PK U-NII-2C  
Env. / Ins. : 21.2°C/51.5% Engineer : nier  
Test Mode : WIFI 5G 11n20 5580MHz TX Mode

No.	Freq. (MHz)	Ant. Factor (dB/m)	Cable Loss (dB)	Amp factor (dB)	Emission Reading (dBuV)	Emission Level (dBuV/m)	Limits (dBuV/m)	Margin (dB)	Remark
1	5580.00	33.28	6.83	33.58	98.76	105.29			Peak

Remarks: 1. Emission Level= Antenna Factor + Cable Loss + Reading -Amp factor.  
2. The emission levels that are 20dB below the official limit are not reported.

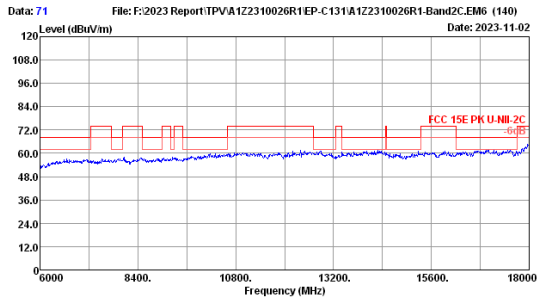


File: F:\2023 Report\TPVA\122310026R1EP-C\131A\122310026R1-Band2C.EM6 (140)  
Date: 2023-11-02

Site no. : 3m Chamber Data no. : 70  
Dis. / Ant. : 3m 2023 MCTD1209-3006 Ant. pol. : HORIZONTAL  
Limit : FCC 15E PK U-NII-2C  
Env. / Ins. : 21.2°C/51.5% Engineer : nier  
Test Mode : WIFI 5G 11n20 5580MHz TX Mode

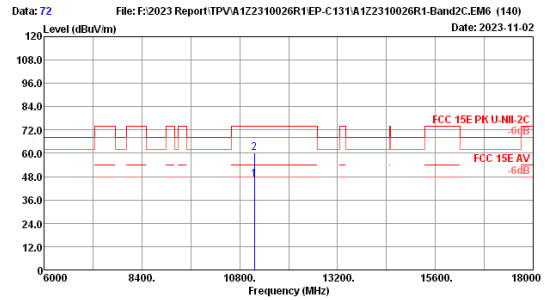
No.	Freq. (MHz)	Ant. Factor (dB/m)	Cable Loss (dB)	Amp factor (dB)	Emission Reading (dBuV)	Emission Level (dBuV/m)	Limits (dBuV/m)	Margin (dB)	Remark
1	5580.00	33.28	6.83	33.58	93.01	99.54			Peak

Remarks: 1. Emission Level= Antenna Factor + Cable Loss + Reading -Amp factor.  
2. The emission levels that are 20dB below the official limit are not reported.



File: F:\2023 Report\TPVA\122310026R1EP-C\131A\122310026R1-Band2C.EM6 (140)  
Date: 2023-11-02

Site no. : 3m Chamber Data no. : 71  
Dis. / Ant. : 3m 2023 MCTD1209-3006 Ant. pol. : VERTICAL  
Limit : FCC 15E PK U-NII-2C  
Env. / Ins. : 21.2°C/51.5% Engineer : nier  
Test Mode : WIFI 5G 11n20 5580MHz TX Mode

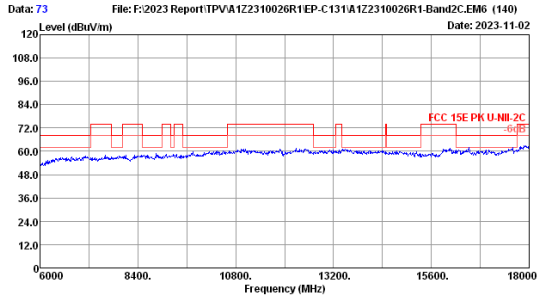


File: F:\2023 Report\TPVA\122310026R1EP-C\131A\122310026R1-Band2C.EM6 (140)  
Date: 2023-11-02

Site no. : 3m Chamber Data no. : 72  
Dis. / Ant. : 3m 2023 MCTD1209-3006 Ant. pol. : VERTICAL  
Limit : FCC 15E PK U-NII-2C  
Env. / Ins. : 21.2°C/51.5% Engineer : nier  
Test Mode : WIFI 5G 11n20 5580MHz TX Mode

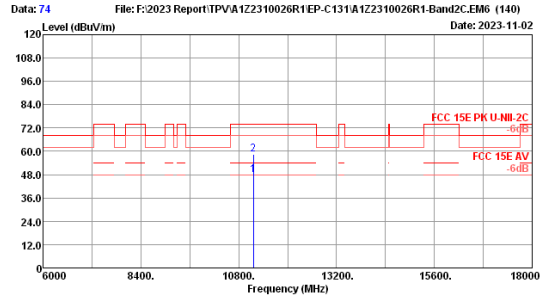
No.	Freq. (MHz)	Ant. Factor (dB/m)	Cable Loss (dB)	Amp factor (dB)	Emission Reading (dBuV)	Emission Level (dBuV/m)	Limits (dBuV/m)	Margin (dB)	Remark
111160.00	11160.00	38.64	8.33	33.53	33.12	46.56	54.00	7.44	Average
211160.00	11160.00	38.64	8.33	33.53	46.87	60.31	74.00	13.69	Peak

Remarks: 1. Emission Level= Antenna Factor + Cable Loss + Reading -Amp factor.  
2. The emission levels that are 20dB below the official limit are not reported.



Data: 73 File: F:\2023 Report\TPVA\122310026R1EP-C\131A\122310026R1-Band2C.EM6 (140) Date: 2023-11-02

Site no. : 3m Chamber Data no. : 73  
 Dis. / Ant. : 3m 2023 MCTD1209-3006 Ant. pol. : HORIZONTAL  
 Limit : FCC 15E PK U-NII-2C  
 Env. / Ins. : 21.2°C/51.5% Engineer : nier  
 Test Mode : WIFI 5G 11n20 5580MHz TX Mode

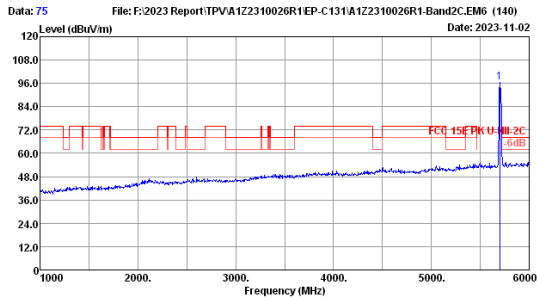


Data: 74 File: F:\2023 Report\TPVA\122310026R1EP-C\131A\122310026R1-Band2C.EM6 (140) Date: 2023-11-02

Site no. : 3m Chamber Data no. : 74  
 Dis. / Ant. : 3m 2023 MCTD1209-3006 Ant. pol. : HORIZONTAL  
 Limit : FCC 15E PK U-NII-2C  
 Env. / Ins. : 21.2°C/51.5% Engineer : nier  
 Test Mode : WIFI 5G 11n20 5580MHz TX Mode

No.	Freq. (MHz)	Ant. Factor (dB/m)	Cable Loss (dB)	Amp Factor (dB)	Reading (dBuV)	Emission Level (dBuV/m)	Limits (dBuV/m)	Margin (dB)	Remark
11160.00	38.64	8.33	33.53	34.17	47.61	54.00	6.39	Average	
21160.00	38.64	8.33	33.53	45.07	58.51	74.00	15.49	Peak	

Remarks: 1. Emission Level= Antenna Factor + Cable Loss + Reading - Amp factor.  
 2. The emission levels that are 20dB below the official limit are not reported.

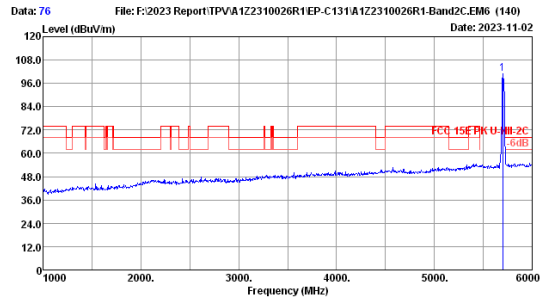


Data: 75 File: F:\2023 Report\TPVA\122310026R1EP-C\131A\122310026R1-Band2C.EM6 (140) Date: 2023-11-02

Site no. : 3m Chamber Data no. : 75  
 Dis. / Ant. : 3m 2023 MCTD1209-3006 Ant. pol. : HORIZONTAL  
 Limit : FCC 15E PK U-NII-2C  
 Env. / Ins. : 21.2°C/51.5% Engineer : nier  
 Test Mode : WIFI 5G 11n20 5700MHz TX Mode

No.	Freq. (MHz)	Ant. Factor (dB/m)	Cable Loss (dB)	Amp Factor (dB)	Reading (dBuV)	Emission Level (dBuV/m)	Limits (dBuV/m)	Margin (dB)	Remark
1	5700.00	33.40	6.88	33.56	89.94	96.66			Peak

Remarks: 1. Emission Level= Antenna Factor + Cable Loss + Reading - Amp factor.  
 2. The emission levels that are 20dB below the official limit are not reported.

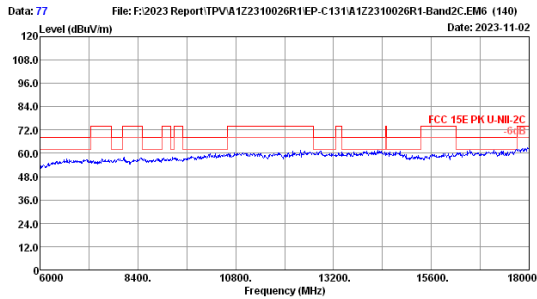


Data: 76 File: F:\2023 Report\TPVA\122310026R1EP-C\131A\122310026R1-Band2C.EM6 (140) Date: 2023-11-02

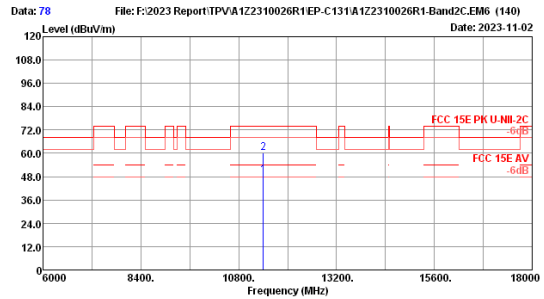
Site no. : 3m Chamber Data no. : 76  
 Dis. / Ant. : 3m 2023 MCTD1209-3006 Ant. pol. : VERTICAL  
 Limit : FCC 15E PK U-NII-2C  
 Env. / Ins. : 21.2°C/51.5% Engineer : nier  
 Test Mode : WIFI 5G 11n20 5700MHz TX Mode

No.	Freq. (MHz)	Ant. Factor (dB/m)	Cable Loss (dB)	Amp Factor (dB)	Reading (dBuV)	Emission Level (dBuV/m)	Limits (dBuV/m)	Margin (dB)	Remark
1	5700.00	33.40	6.88	33.56	94.23	100.95			Peak

Remarks: 1. Emission Level= Antenna Factor + Cable Loss + Reading - Amp factor.  
 2. The emission levels that are 20dB below the official limit are not reported.



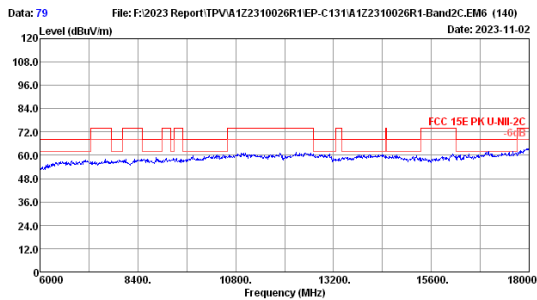
File: F:\2023 Report\TPVA\122310026R1EP-C\131A\122310026R1-Band2C.EM6 (140)  
 Date: 2023-11-02  
 Site no. : 3m Chamber Data no. : 77  
 Dis. / Ant. : 3m 2023 MCTD1209-3006 Ant. pol. : VERTICAL  
 Limit : FCC 15E PK U-NII-2C  
 Env. / Ins. : 21.2°C/51.5% Engineer : nier  
 Test Mode : WIFI 5G 11n20 5700MHz TX Mode



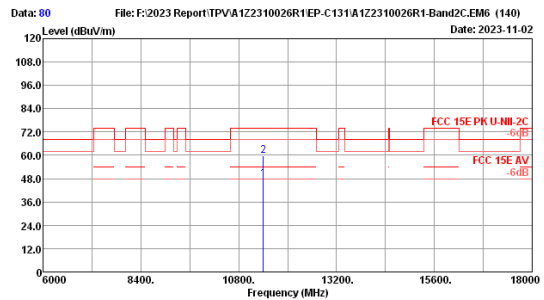
File: F:\2023 Report\TPVA\122310026R1EP-C\131A\122310026R1-Band2C.EM6 (140)  
 Date: 2023-11-02  
 Site no. : 3m Chamber Data no. : 78  
 Dis. / Ant. : 3m 2023 MCTD1209-3006 Ant. pol. : VERTICAL  
 Limit : FCC 15E PK U-NII-2C  
 Env. / Ins. : 21.2°C/51.5% Engineer : nier  
 Test Mode : WIFI 5G 11n20 5700MHz TX Mode

No.	Freq. (MHz)	Ant. Factor (dB/m)	Cable Loss (dB)	Amp Factor (dB)	Reading Level (dBuV)	Emission Level (dBuV/m)	Limits (dBuV/m)	Margin (dB)	Remark
111400.00	38.50	8.38	33.58	35.29	48.59	54.00	5.41	Average	
211400.00	38.50	8.38	33.58	46.72	60.02	74.00	13.98	Peak	

Remarks: 1. Emission Level= Antenna Factor + Cable Loss + Reading - Amp Factor.  
 2. The emission levels that are 20dB below the official limit are not reported.



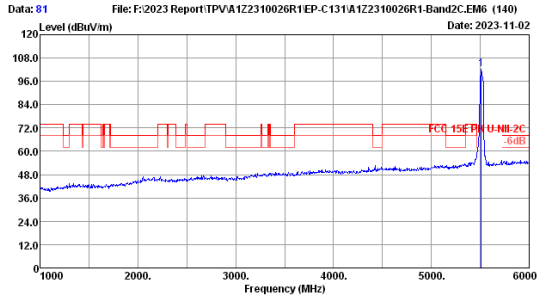
File: F:\2023 Report\TPVA\122310026R1EP-C\131A\122310026R1-Band2C.EM6 (140)  
 Date: 2023-11-02  
 Site no. : 3m Chamber Data no. : 79  
 Dis. / Ant. : 3m 2023 MCTD1209-3006 Ant. pol. : HORIZONTAL  
 Limit : FCC 15E PK U-NII-2C  
 Env. / Ins. : 21.2°C/51.5% Engineer : nier  
 Test Mode : WIFI 5G 11n20 5700MHz TX Mode



File: F:\2023 Report\TPVA\122310026R1EP-C\131A\122310026R1-Band2C.EM6 (140)  
 Date: 2023-11-02  
 Site no. : 3m Chamber Data no. : 80  
 Dis. / Ant. : 3m 2023 MCTD1209-3006 Ant. pol. : HORIZONTAL  
 Limit : FCC 15E PK U-NII-2C  
 Env. / Ins. : 21.2°C/51.5% Engineer : nier  
 Test Mode : WIFI 5G 11n20 5700MHz TX Mode

No.	Freq. (MHz)	Ant. Factor (dB/m)	Cable Loss (dB)	Amp Factor (dB)	Reading Level (dBuV)	Emission Level (dBuV/m)	Limits (dBuV/m)	Margin (dB)	Remark
111400.00	38.50	8.38	33.58	34.36	47.66	54.00	6.34	Average	
211400.00	38.50	8.38	33.58	46.35	59.65	74.00	14.35	Peak	

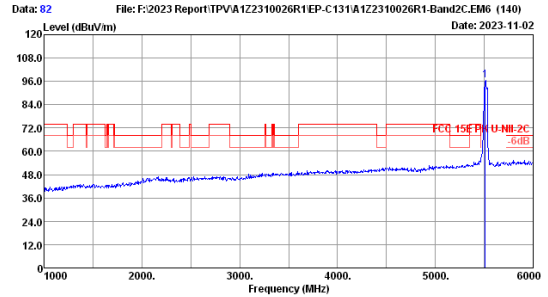
Remarks: 1. Emission Level= Antenna Factor + Cable Loss + Reading - Amp Factor.  
 2. The emission levels that are 20dB below the official limit are not reported.



File: F:\2023 Report\TPVA122310026R1EP-C131A122310026R1-Band2C.EM6 (140)  
 Date: 2023-11-02  
 Site no. : 3m Chamber Data no. : 81  
 Dis. / Ant. : 3m 2023 MCTD1209-3006 Ant. pol. : VERTICAL  
 Limit : FCC 15E PK U-NII-2C  
 Env. / Ins. : 21.2°C/51.5% Engineer : nier  
 Test Mode : WIFI 5G 11n40 5510MHz TX Mode

No.	Freq. (MHz)	Ant. Factor (dB/m)	Cable Loss (dB)	Amp Factor (dB)	Emission Reading (dBuV)	Emission Level (dBuV/m)	Limits (dBuV/m)	Margin (dB)	Remark
1	5510.00	33.64	6.80	33.60	95.32	102.16			Peak

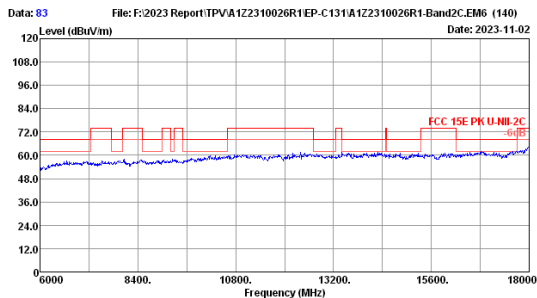
Remarks: 1. Emission Level= Antenna Factor + Cable Loss + Reading -Amp factor.  
 2. The emission levels that are 20dB below the official limit are not reported.



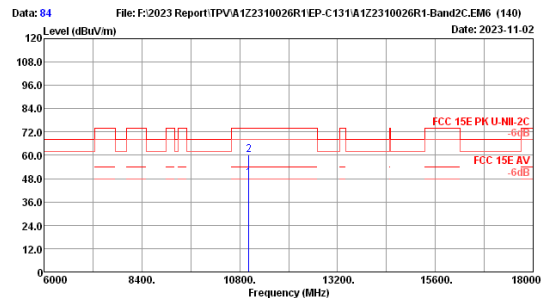
File: F:\2023 Report\TPVA122310026R1EP-C131A122310026R1-Band2C.EM6 (140)  
 Date: 2023-11-02  
 Site no. : 3m Chamber Data no. : 82  
 Dis. / Ant. : 3m 2023 MCTD1209-3006 Ant. pol. : HORIZONTAL  
 Limit : FCC 15E PK U-NII-2C  
 Env. / Ins. : 21.2°C/51.5% Engineer : nier  
 Test Mode : WIFI 5G 11n40 5510MHz TX Mode

No.	Freq. (MHz)	Ant. Factor (dB/m)	Cable Loss (dB)	Amp Factor (dB)	Emission Reading (dBuV)	Emission Level (dBuV/m)	Limits (dBuV/m)	Margin (dB)	Remark
1	5510.00	33.64	6.80	33.60	89.47	96.31			Peak

Remarks: 1. Emission Level= Antenna Factor + Cable Loss + Reading -Amp factor.  
 2. The emission levels that are 20dB below the official limit are not reported.



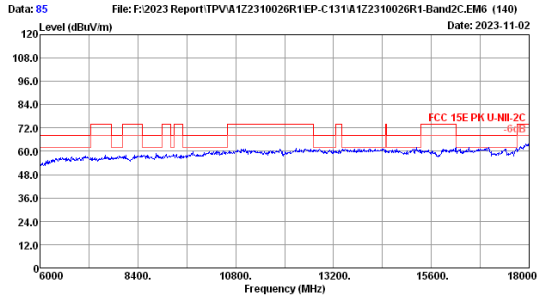
File: F:\2023 Report\TPVA122310026R1EP-C131A122310026R1-Band2C.EM6 (140)  
 Date: 2023-11-02  
 Site no. : 3m Chamber Data no. : 83  
 Dis. / Ant. : 3m 2023 MCTD1209-3006 Ant. pol. : VERTICAL  
 Limit : FCC 15E PK U-NII-2C  
 Env. / Ins. : 21.2°C/51.5% Engineer : nier  
 Test Mode : WIFI 5G 11n40 5510MHz TX Mode



File: F:\2023 Report\TPVA122310026R1EP-C131A122310026R1-Band2C.EM6 (140)  
 Date: 2023-11-02  
 Site no. : 3m Chamber Data no. : 84  
 Dis. / Ant. : 3m 2023 MCTD1209-3006 Ant. pol. : VERTICAL  
 Limit : FCC 15E PK U-NII-2C  
 Env. / Ins. : 21.2°C/51.5% Engineer : nier  
 Test Mode : WIFI 5G 11n40 5510MHz TX Mode

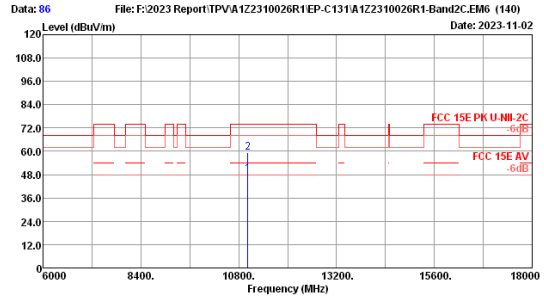
No.	Freq. (MHz)	Ant. Factor (dB/m)	Cable Loss (dB)	Amp Factor (dB)	Emission Reading (dBuV)	Emission Level (dBuV/m)	Limits (dBuV/m)	Margin (dB)	Remark
111020.00	11102.00	38.70	8.30	33.51	34.99	48.48	54.00	5.52	Average
211020.00	21102.00	38.70	8.30	33.51	46.52	60.01	74.00	13.99	Peak

Remarks: 1. Emission Level= Antenna Factor + Cable Loss + Reading -Amp factor.  
 2. The emission levels that are 20dB below the official limit are not reported.



Data: 85 File: F:\2023 Report\TPVA\122310026R1EP-C\131A\122310026R1-Band2C.EM6 (140) Date: 2023-11-02

Site no. : 3m Chamber Data no. : 85  
 Dis. / Ant. : 3m 2023 MCTD1209-3006 Ant. pol. : HORIZONTAL  
 Limit : FCC 15E PK U-NII-2C  
 Env. / Ins. : 21.2°C/51.5% Engineer : nier  
 Test Mode : WIFI 5G 11n40 5510MHz TX Mode

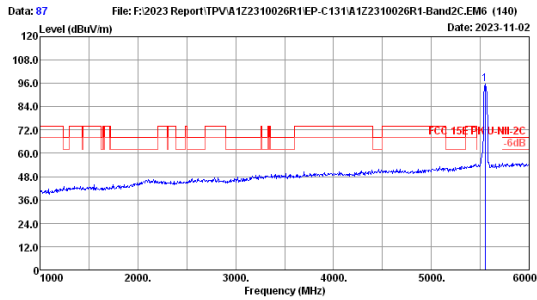


Data: 86 File: F:\2023 Report\TPVA\122310026R1EP-C\131A\122310026R1-Band2C.EM6 (140) Date: 2023-11-02

Site no. : 3m Chamber Data no. : 86  
 Dis. / Ant. : 3m 2023 MCTD1209-3006 Ant. pol. : HORIZONTAL  
 Limit : FCC 15E PK U-NII-2C  
 Env. / Ins. : 21.2°C/51.5% Engineer : nier  
 Test Mode : WIFI 5G 11n40 5510MHz TX Mode

No.	Freq. (MHz)	Ant. Factor (dB/m)	Cable Loss (dB)	Amp Factor (dB)	Reading (dBuV)	Emission Level (dBuV/m)	Limits (dBuV/m)	Margin (dB)	Remark
111020.00	38.70	8.30	33.51	34.63	48.12	54.00	5.88	Average	
211020.00	38.70	8.30	33.51	46.05	59.54	74.00	14.46	Peak	

Remarks: 1. Emission Level= Antenna Factor + Cable Loss + Reading - Amp factor.  
 2. The emission levels that are 20dB below the official limit are not reported.

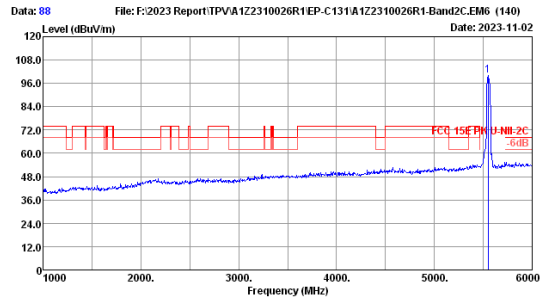


Data: 87 File: F:\2023 Report\TPVA\122310026R1EP-C\131A\122310026R1-Band2C.EM6 (140) Date: 2023-11-02

Site no. : 3m Chamber Data no. : 87  
 Dis. / Ant. : 3m 2023 MCTD1209-3006 Ant. pol. : HORIZONTAL  
 Limit : FCC 15E PK U-NII-2C  
 Env. / Ins. : 21.2°C/51.5% Engineer : nier  
 Test Mode : WIFI 5G 11n40 5550MHz TX Mode

No.	Freq. (MHz)	Ant. Factor (dB/m)	Cable Loss (dB)	Amp Factor (dB)	Reading (dBuV)	Emission Level (dBuV/m)	Limits (dBuV/m)	Margin (dB)	Remark
1	5550.00	33.40	6.82	33.59	89.14	95.77			Peak

Remarks: 1. Emission Level= Antenna Factor + Cable Loss + Reading - Amp factor.  
 2. The emission levels that are 20dB below the official limit are not reported.

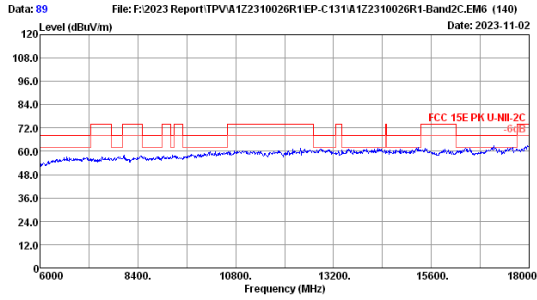


Data: 88 File: F:\2023 Report\TPVA\122310026R1EP-C\131A\122310026R1-Band2C.EM6 (140) Date: 2023-11-02

Site no. : 3m Chamber Data no. : 88  
 Dis. / Ant. : 3m 2023 MCTD1209-3006 Ant. pol. : VERTICAL  
 Limit : FCC 15E PK U-NII-2C  
 Env. / Ins. : 21.2°C/51.5% Engineer : nier  
 Test Mode : WIFI 5G 11n40 5550MHz TX Mode

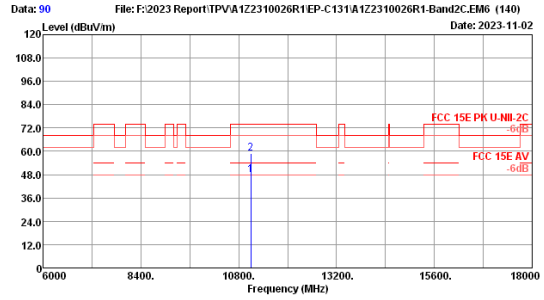
No.	Freq. (MHz)	Ant. Factor (dB/m)	Cable Loss (dB)	Amp Factor (dB)	Reading (dBuV)	Emission Level (dBuV/m)	Limits (dBuV/m)	Margin (dB)	Remark
1	5550.00	33.40	6.82	33.59	93.58	100.21			Peak

Remarks: 1. Emission Level= Antenna Factor + Cable Loss + Reading - Amp factor.  
 2. The emission levels that are 20dB below the official limit are not reported.



File: F:\2023 Report\TPVA\122310026R1EP-C\131A\122310026R1-Band2C.EM6 (140)  
 Date: 2023-11-02

Site no. : 3m Chamber Data no. : 89  
 Dis. / Ant. : 3m 2023 MCTD1209-3006 Ant. pol. : VERTICAL  
 Limit : FCC 15E PK U-NII-2C  
 Env. / Ins. : 21.2°C/51.5% Engineer : nier  
 Test Mode : WIFI 5G 11n40 5550MHz TX Mode

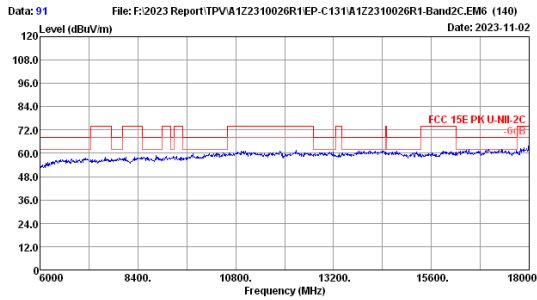


File: F:\2023 Report\TPVA\122310026R1EP-C\131A\122310026R1-Band2C.EM6 (140)  
 Date: 2023-11-02

Site no. : 3m Chamber Data no. : 90  
 Dis. / Ant. : 3m 2023 MCTD1209-3006 Ant. pol. : VERTICAL  
 Limit : FCC 15E PK U-NII-2C  
 Env. / Ins. : 21.2°C/51.5% Engineer : nier  
 Test Mode : WIFI 5G 11n40 5550MHz TX Mode

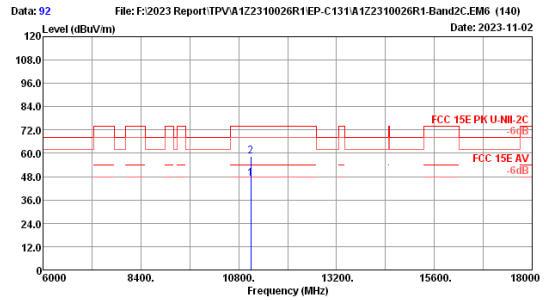
No.	Freq. (MHz)	Ant. Factor (dB/m)	Cable Loss (dB)	Amp Factor (dB)	Reading Level (dBuV)	Emission Level (dBuV/m)	Limits (dBuV/m)	Margin (dB)	Remark
111100.00	38.70	8.32	33.52	34.19	47.69	54.00	54.00	6.31	Average
211100.00	38.70	8.32	33.52	45.32	58.82	74.00	74.00	15.18	Peak

Remarks: 1. Emission Level= Antenna Factor + Cable Loss + Reading - Amp Factor.  
 2. The emission levels that are 20dB below the official limit are not reported.



File: F:\2023 Report\TPVA\122310026R1EP-C\131A\122310026R1-Band2C.EM6 (140)  
 Date: 2023-11-02

Site no. : 3m Chamber Data no. : 91  
 Dis. / Ant. : 3m 2023 MCTD1209-3006 Ant. pol. : HORIZONTAL  
 Limit : FCC 15E PK U-NII-2C  
 Env. / Ins. : 21.2°C/51.5% Engineer : nier  
 Test Mode : WIFI 5G 11n40 5550MHz TX Mode



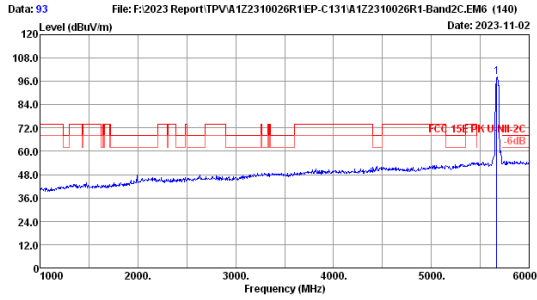
File: F:\2023 Report\TPVA\122310026R1EP-C\131A\122310026R1-Band2C.EM6 (140)  
 Date: 2023-11-02

Site no. : 3m Chamber Data no. : 92  
 Dis. / Ant. : 3m 2023 MCTD1209-3006 Ant. pol. : HORIZONTAL  
 Limit : FCC 15E PK U-NII-2C  
 Env. / Ins. : 21.2°C/51.5% Engineer : nier  
 Test Mode : WIFI 5G 11n40 5550MHz TX Mode

No.	Freq. (MHz)	Ant. Factor (dB/m)	Cable Loss (dB)	Amp Factor (dB)	Reading Level (dBuV)	Emission Level (dBuV/m)	Limits (dBuV/m)	Margin (dB)	Remark
111100.00	38.70	8.32	33.52	33.28	46.78	54.00	54.00	7.22	Average
211100.00	38.70	8.32	33.52	45.16	58.66	74.00	74.00	15.34	Peak

Remarks: 1. Emission Level= Antenna Factor + Cable Loss + Reading - Amp Factor.  
 2. The emission levels that are 20dB below the official limit are not reported.

FCC ID: APYBSC0004

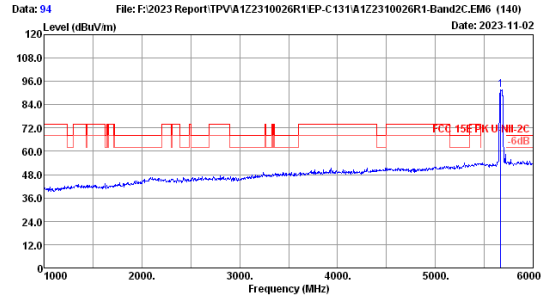


File: F:\2023 Report\TPVA122310026R1EP-C131A122310026R1-Band2C.EM6 (140)  
Date: 2023-11-02

Site no. : 3m Chamber Data no. : 93  
Dis. / Ant. : 3m 2023 MCTD1209-3006 Ant. pol. : VERTICAL  
Limit : FCC 15E PK U-NII-2C  
Env. / Ins. : 21.2°C/51.5% Engineer : nier  
Test Mode : WIFI 5G 11n40 5670MHz TX Mode

No.	Freq. (MHz)	Ant. Factor (dB/m)	Cable Loss (dB)	Amp factor (dB)	Emission Reading (dBuV)	Emission Level (dBuV/m)	Limits (dBuV/m)	Margin (dB)	Remark
1	5670.00	33.28	6.87	33.57	91.68	98.26			Peak

Remarks: 1. Emission Level= Antenna Factor + Cable Loss + Reading - Amp factor.  
2. The emission levels that are 20dB below the official limit are not reported.

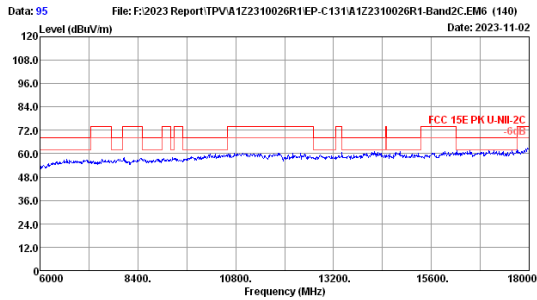


File: F:\2023 Report\TPVA122310026R1EP-C131A122310026R1-Band2C.EM6 (140)  
Date: 2023-11-02

Site no. : 3m Chamber Data no. : 94  
Dis. / Ant. : 3m 2023 MCTD1209-3006 Ant. pol. : HORIZONTAL  
Limit : FCC 15E PK U-NII-2C  
Env. / Ins. : 21.2°C/51.5% Engineer : nier  
Test Mode : WIFI 5G 11n40 5670MHz TX Mode

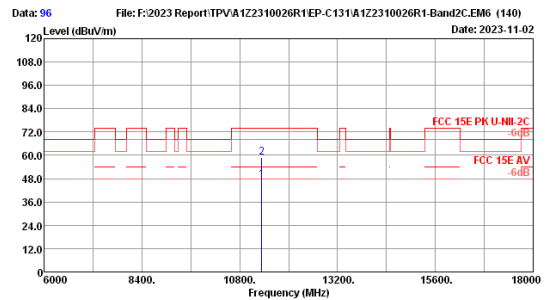
No.	Freq. (MHz)	Ant. Factor (dB/m)	Cable Loss (dB)	Amp factor (dB)	Emission Reading (dBuV)	Emission Level (dBuV/m)	Limits (dBuV/m)	Margin (dB)	Remark
1	5670.00	33.28	6.87	33.57	85.21	91.79			Peak

Remarks: 1. Emission Level= Antenna Factor + Cable Loss + Reading - Amp factor.  
2. The emission levels that are 20dB below the official limit are not reported.



File: F:\2023 Report\TPVA122310026R1EP-C131A122310026R1-Band2C.EM6 (140)  
Date: 2023-11-02

Site no. : 3m Chamber Data no. : 95  
Dis. / Ant. : 3m 2023 MCTD1209-3006 Ant. pol. : VERTICAL  
Limit : FCC 15E PK U-NII-2C  
Env. / Ins. : 21.2°C/51.5% Engineer : nier  
Test Mode : WIFI 5G 11n40 5670MHz TX Mode

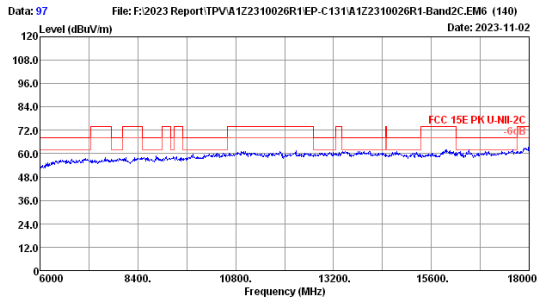


File: F:\2023 Report\TPVA122310026R1EP-C131A122310026R1-Band2C.EM6 (140)  
Date: 2023-11-02

Site no. : 3m Chamber Data no. : 96  
Dis. / Ant. : 3m 2023 MCTD1209-3006 Ant. pol. : VERTICAL  
Limit : FCC 15E PK U-NII-2C  
Env. / Ins. : 21.2°C/51.5% Engineer : nier  
Test Mode : WIFI 5G 11n40 5670MHz TX Mode

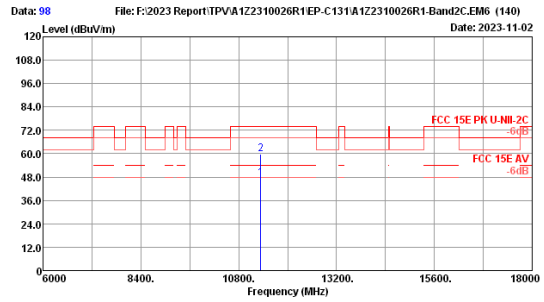
No.	Freq. (MHz)	Ant. Factor (dB/m)	Cable Loss (dB)	Amp factor (dB)	Emission Reading (dBuV)	Emission Level (dBuV/m)	Limits (dBuV/m)	Margin (dB)	Remark
111340.00	38.50	8.37	33.57	34.19	47.49	54.00	6.51	Average	
211340.00	38.50	8.37	33.57	45.63	58.93	74.00	15.07	Peak	

Remarks: 1. Emission Level= Antenna Factor + Cable Loss + Reading - Amp factor.  
2. The emission levels that are 20dB below the official limit are not reported.



File: F:\2023 Report\TPVA\122310026R1EP-C\131A\122310026R1-Band2C.EM6 (140)  
Date: 2023-11-02

Site no. : 3m Chamber Data no. : 97  
Dis. / Ant. : 3m 2023 MCTD1209-3006 Ant. pol. : HORIZONTAL  
Limit : FCC 15E PK U-NII-2C  
Env. / Ins. : 21.2°C/51.5% Engineer : nier  
Test Mode : WIFI 5G 11n40 5670MHz TX Mode

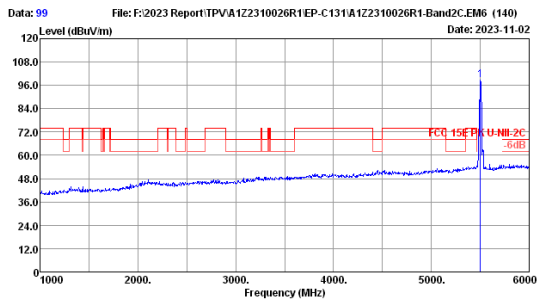


File: F:\2023 Report\TPVA\122310026R1EP-C\131A\122310026R1-Band2C.EM6 (140)  
Date: 2023-11-02

Site no. : 3m Chamber Data no. : 98  
Dis. / Ant. : 3m 2023 MCTD1209-3006 Ant. pol. : HORIZONTAL  
Limit : FCC 15E PK U-NII-2C  
Env. / Ins. : 21.2°C/51.5% Engineer : nier  
Test Mode : WIFI 5G 11n40 5670MHz TX Mode

No.	Freq. (MHz)	Ant. Factor (dB/m)	Cable Loss (dB)	Amp Factor (dB)	Reading (dBuV)	Emission Level (dBuV/m)	Limits (dBuV/m)	Margin (dB)	Remark
111340.00	38.50	8.37	33.57	34.06	47.36	54.00	6.64	Average	
211340.00	38.50	8.37	33.57	46.41	59.71	74.00	14.29	Peak	

Remarks: 1. Emission Level= Antenna Factor + Cable Loss + Reading -Amp factor.  
2. The emission levels that are 20dB below the official limit are not reported.

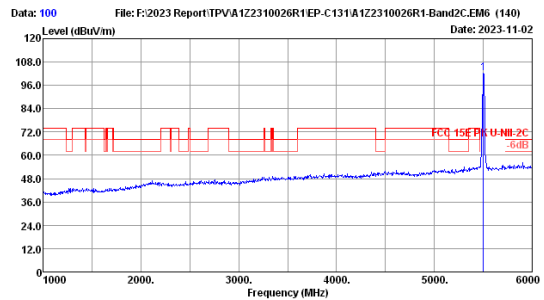


File: F:\2023 Report\TPVA\122310026R1EP-C\131A\122310026R1-Band2C.EM6 (140)  
Date: 2023-11-02

Site no. : 3m Chamber Data no. : 99  
Dis. / Ant. : 3m 2023 MCTD1209-3006 Ant. pol. : HORIZONTAL  
Limit : FCC 15E PK U-NII-2C  
Env. / Ins. : 21.2°C/51.5% Engineer : nier  
Test Mode : WIFI 5G 11ac20 5500MHz TX Mode

No.	Freq. (MHz)	Ant. Factor (dB/m)	Cable Loss (dB)	Amp Factor (dB)	Reading (dBuV)	Emission Level (dBuV/m)	Limits (dBuV/m)	Margin (dB)	Remark
1	5500.00	33.70	6.80	33.60	92.01	98.91			Peak

Remarks: 1. Emission Level= Antenna Factor + Cable Loss + Reading -Amp factor.  
2. The emission levels that are 20dB below the official limit are not reported.



File: F:\2023 Report\TPVA\122310026R1EP-C\131A\122310026R1-Band2C.EM6 (140)  
Date: 2023-11-02

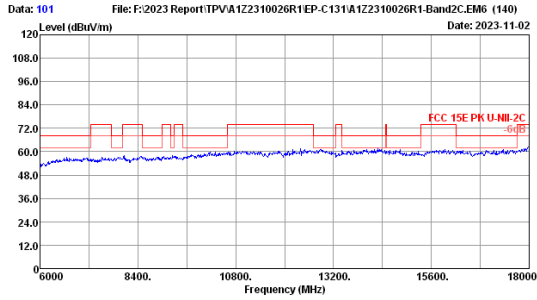
Site no. : 3m Chamber Data no. : 100  
Dis. / Ant. : 3m 2023 MCTD1209-3006 Ant. pol. : VERTICAL  
Limit : FCC 15E PK U-NII-2C  
Env. / Ins. : 21.2°C/51.5% Engineer : nier  
Test Mode : WIFI 5G 11ac20 5500MHz TX Mode

No.	Freq. (MHz)	Ant. Factor (dB/m)	Cable Loss (dB)	Amp Factor (dB)	Reading (dBuV)	Emission Level (dBuV/m)	Limits (dBuV/m)	Margin (dB)	Remark
1	5500.00	33.70	6.80	33.60	95.18	102.08			Peak

Remarks: 1. Emission Level= Antenna Factor + Cable Loss + Reading -Amp factor.  
2. The emission levels that are 20dB below the official limit are not reported.

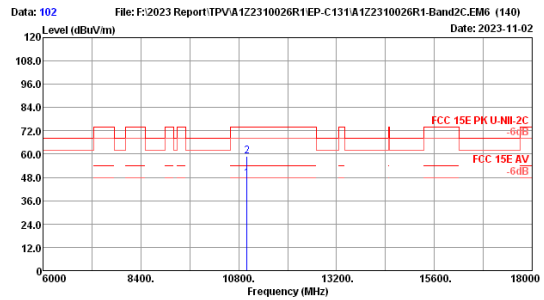


FCC ID: APYBSC0004



Data: 101 File: F:\2023 Report\TPVA\122310026R1EP-C\131A\122310026R1-Band2C.EM6 (140) Date: 2023-11-02

Site no. : 3m Chamber Data no. : 101  
 Dis. / Ant. : 3m 2023 MCTD1209-3006 Ant. pol. : VERTICAL  
 Limit : FCC 15E PK U-NII-2C  
 Env. / Ins. : 21.2°C/51.5% Engineer : nier  
 Test Mode : WIFI 5G 11ac20 5500MHz TX Mode

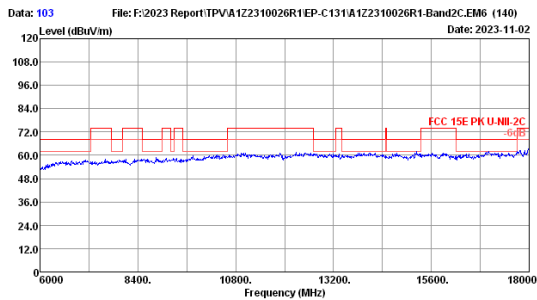


Data: 102 File: F:\2023 Report\TPVA\122310026R1EP-C\131A\122310026R1-Band2C.EM6 (140) Date: 2023-11-02

Site no. : 3m Chamber Data no. : 102  
 Dis. / Ant. : 3m 2023 MCTD1209-3006 Ant. pol. : VERTICAL  
 Limit : FCC 15E PK U-NII-2C  
 Env. / Ins. : 21.2°C/51.5% Engineer : nier  
 Test Mode : WIFI 5G 11ac20 5500MHz TX Mode

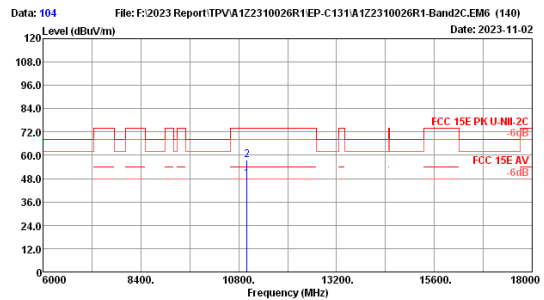
No.	Freq. (MHz)	Ant. Factor (dB/m)	Cable Loss (dB)	Amp factor (dB)	Reading Level (dBuV)	Emission Level (dBuV/m)	Limits (dBuV/m)	Margin (dB)	Remark
111000.00	38.70	8.30	8.30	33.50	33.76	47.26	54.00	6.74	Average
211000.00	38.70	8.30	8.30	33.50	45.37	58.87	74.00	15.13	Peak

Remarks: 1. Emission Level= Antenna Factor + Cable Loss + Reading -Amp factor.  
 2. The emission levels that are 20dB below the official limit are not reported.



Data: 103 File: F:\2023 Report\TPVA\122310026R1EP-C\131A\122310026R1-Band2C.EM6 (140) Date: 2023-11-02

Site no. : 3m Chamber Data no. : 103  
 Dis. / Ant. : 3m 2023 MCTD1209-3006 Ant. pol. : HORIZONTAL  
 Limit : FCC 15E PK U-NII-2C  
 Env. / Ins. : 21.2°C/51.5% Engineer : nier  
 Test Mode : WIFI 5G 11ac20 5500MHz TX Mode

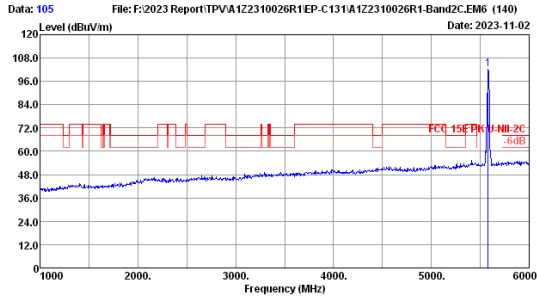


Data: 104 File: F:\2023 Report\TPVA\122310026R1EP-C\131A\122310026R1-Band2C.EM6 (140) Date: 2023-11-02

Site no. : 3m Chamber Data no. : 104  
 Dis. / Ant. : 3m 2023 MCTD1209-3006 Ant. pol. : HORIZONTAL  
 Limit : FCC 15E PK U-NII-2C  
 Env. / Ins. : 21.2°C/51.5% Engineer : nier  
 Test Mode : WIFI 5G 11ac20 5500MHz TX Mode

No.	Freq. (MHz)	Ant. Factor (dB/m)	Cable Loss (dB)	Amp factor (dB)	Reading Level (dBuV)	Emission Level (dBuV/m)	Limits (dBuV/m)	Margin (dB)	Remark
111000.00	38.70	8.30	8.30	33.50	34.36	47.86	54.00	6.14	Average
211000.00	38.70	8.30	8.30	33.50	44.19	57.69	74.00	16.31	Peak

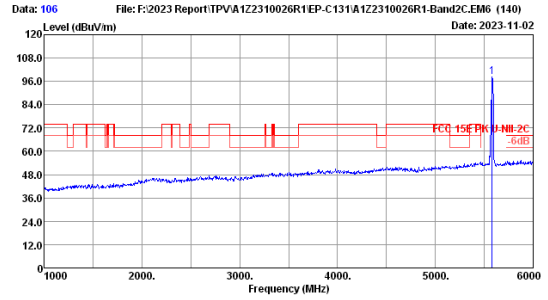
Remarks: 1. Emission Level= Antenna Factor + Cable Loss + Reading -Amp factor.  
 2. The emission levels that are 20dB below the official limit are not reported.



File: F:\2023 Report\TPVA\122310026R1EP-C\131A\122310026R1-Band2C.EM6 (140)  
 Date: 2023-11-02  
 Site no. : 3m Chamber Data no. : 105  
 Dis. / Ant. : 3m 2023 MCTD1209-3006 Ant. pol. : VERTICAL  
 Limit : FCC 15E PK U-NII-2C  
 Env. / Ins. : 21.2°C/51.5% Engineer : nier  
 Test Mode : WIFI 5G 11ac20 5580MHz TX Mode

No.	Freq. (MHz)	Ant. Factor (dB/m)	Cable Loss (dB)	Amp factor (dB)	Emission Reading (dBuV)	Emission Level (dBuV/m)	Limits (dBuV/m)	Margin (dB)	Remark
1	5580.00	33.28	6.83	33.58	95.56	102.09			Peak

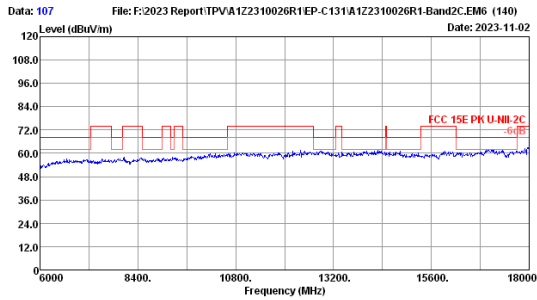
Remarks: 1. Emission Level= Antenna Factor + Cable Loss + Reading -Amp factor.  
 2. The emission levels that are 20dB below the official limit are not reported.



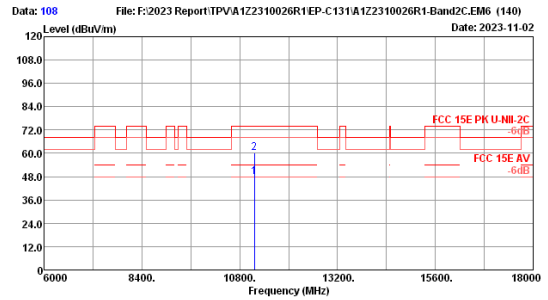
File: F:\2023 Report\TPVA\122310026R1EP-C\131A\122310026R1-Band2C.EM6 (140)  
 Date: 2023-11-02  
 Site no. : 3m Chamber Data no. : 106  
 Dis. / Ant. : 3m 2023 MCTD1209-3006 Ant. pol. : HORIZONTAL  
 Limit : FCC 15E PK U-NII-2C  
 Env. / Ins. : 21.2°C/51.5% Engineer : nier  
 Test Mode : WIFI 5G 11ac20 5580MHz TX Mode

No.	Freq. (MHz)	Ant. Factor (dB/m)	Cable Loss (dB)	Amp factor (dB)	Emission Reading (dBuV)	Emission Level (dBuV/m)	Limits (dBuV/m)	Margin (dB)	Remark
1	5580.00	33.28	6.83	33.58	91.68	98.21			Peak

Remarks: 1. Emission Level= Antenna Factor + Cable Loss + Reading -Amp factor.  
 2. The emission levels that are 20dB below the official limit are not reported.



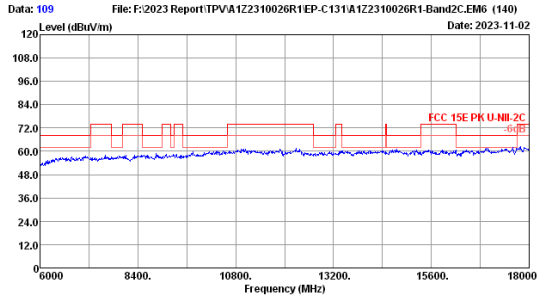
File: F:\2023 Report\TPVA\122310026R1EP-C\131A\122310026R1-Band2C.EM6 (140)  
 Date: 2023-11-02  
 Site no. : 3m Chamber Data no. : 107  
 Dis. / Ant. : 3m 2023 MCTD1209-3006 Ant. pol. : VERTICAL  
 Limit : FCC 15E PK U-NII-2C  
 Env. / Ins. : 21.2°C/51.5% Engineer : nier  
 Test Mode : WIFI 5G 11ac20 5580MHz TX Mode



File: F:\2023 Report\TPVA\122310026R1EP-C\131A\122310026R1-Band2C.EM6 (140)  
 Date: 2023-11-02  
 Site no. : 3m Chamber Data no. : 108  
 Dis. / Ant. : 3m 2023 MCTD1209-3006 Ant. pol. : VERTICAL  
 Limit : FCC 15E PK U-NII-2C  
 Env. / Ins. : 21.2°C/51.5% Engineer : nier  
 Test Mode : WIFI 5G 11ac20 5580MHz TX Mode

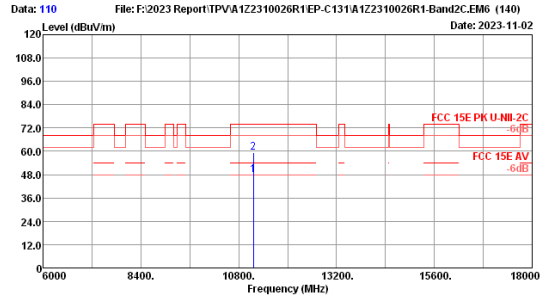
No.	Freq. (MHz)	Ant. Factor (dB/m)	Cable Loss (dB)	Amp factor (dB)	Emission Reading (dBuV)	Emission Level (dBuV/m)	Limits (dBuV/m)	Margin (dB)	Remark
111160.00	11160.00	38.64	8.33	33.53	34.58	48.02	54.00	5.98	Average
211160.00	11160.00	38.64	8.33	33.53	46.81	60.25	74.00	13.75	Peak

Remarks: 1. Emission Level= Antenna Factor + Cable Loss + Reading -Amp factor.  
 2. The emission levels that are 20dB below the official limit are not reported.



Data: 109 File: F:\2023 Report\TPVA\122310026R1EP-C\131A\122310026R1-Band2C.EM6 (140) Date: 2023-11-02

Site no. : 3m Chamber Data no. : 109  
 Dis. / Ant. : 3m 2023 MCTD1209-3006 Ant. pol. : HORIZONTAL  
 Limit : FCC 15E PK U-NII-2C  
 Env. / Ins. : 21.2°C/51.5% Engineer : nier  
 Test Mode : WIFI 5G 11ac20 5580MHz TX Mode

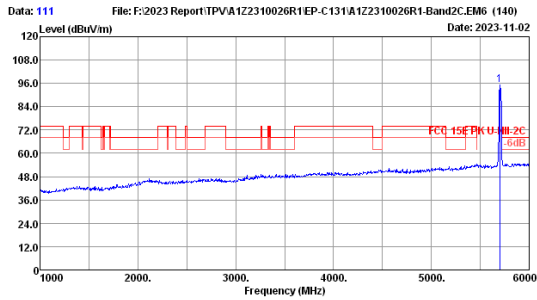


Data: 110 File: F:\2023 Report\TPVA\122310026R1EP-C\131A\122310026R1-Band2C.EM6 (140) Date: 2023-11-02

Site no. : 3m Chamber Data no. : 110  
 Dis. / Ant. : 3m 2023 MCTD1209-3006 Ant. pol. : HORIZONTAL  
 Limit : FCC 15E PK U-NII-2C  
 Env. / Ins. : 21.2°C/51.5% Engineer : nier  
 Test Mode : WIFI 5G 11ac20 5580MHz TX Mode

No.	Freq. (MHz)	Ant. Factor (dB/m)	Cable Loss (dB)	Amp Factor (dB)	Reading (dBuV)	Emission Level (dBuV/m)	Limits (dBuV/m)	Margin (dB)	Remark
111160.00	38.64	8.33	33.53	34.23	47.67	54.00	6.33	Average	
211160.00	38.64	8.33	33.53	45.74	59.18	74.00	14.82	Peak	

Remarks: 1. Emission Level= Antenna Factor + Cable Loss + Reading - Amp factor.  
 2. The emission levels that are 20dB below the official limit are not reported.

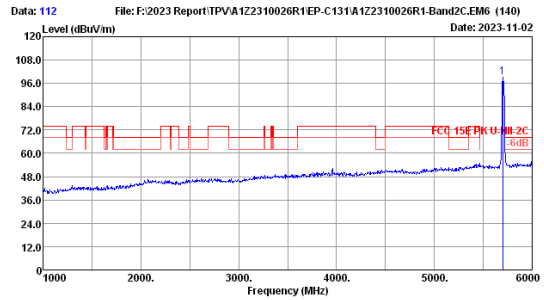


Data: 111 File: F:\2023 Report\TPVA\122310026R1EP-C\131A\122310026R1-Band2C.EM6 (140) Date: 2023-11-02

Site no. : 3m Chamber Data no. : 111  
 Dis. / Ant. : 3m 2023 MCTD1209-3006 Ant. pol. : HORIZONTAL  
 Limit : FCC 15E PK U-NII-2C  
 Env. / Ins. : 21.2°C/51.5% Engineer : nier  
 Test Mode : WIFI 5G 11ac20 5700MHz TX Mode

No.	Freq. (MHz)	Ant. Factor (dB/m)	Cable Loss (dB)	Amp Factor (dB)	Reading (dBuV)	Emission Level (dBuV/m)	Limits (dBuV/m)	Margin (dB)	Remark
1	5700.00	33.40	6.88	33.56	88.56	95.28			Peak

Remarks: 1. Emission Level= Antenna Factor + Cable Loss + Reading - Amp factor.  
 2. The emission levels that are 20dB below the official limit are not reported.

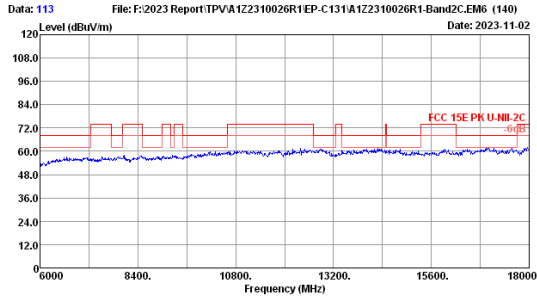


Data: 112 File: F:\2023 Report\TPVA\122310026R1EP-C\131A\122310026R1-Band2C.EM6 (140) Date: 2023-11-02

Site no. : 3m Chamber Data no. : 112  
 Dis. / Ant. : 3m 2023 MCTD1209-3006 Ant. pol. : VERTICAL  
 Limit : FCC 15E PK U-NII-2C  
 Env. / Ins. : 21.2°C/51.5% Engineer : nier  
 Test Mode : WIFI 5G 11ac20 5700MHz TX Mode

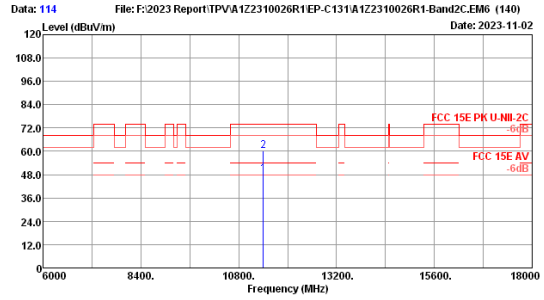
No.	Freq. (MHz)	Ant. Factor (dB/m)	Cable Loss (dB)	Amp Factor (dB)	Reading (dBuV)	Emission Level (dBuV/m)	Limits (dBuV/m)	Margin (dB)	Remark
1	5700.00	33.40	6.88	33.56	92.66	99.38			Peak

Remarks: 1. Emission Level= Antenna Factor + Cable Loss + Reading - Amp factor.  
 2. The emission levels that are 20dB below the official limit are not reported.



File: F:\2023 Report\TPVA\122310026R1EP-C\131A\122310026R1-Band2C.EM6 (140)  
Date: 2023-11-02

Site no. : 3m Chamber Data no. : 113  
Dis. / Ant. : 3m 2023 MCTD1209-3006 Ant. pol. : VERTICAL  
Limit : FCC 15E PK U-NII-2C  
Env. / Ins. : 21.2°C/51.5% Engineer : nier  
Test Mode : WIFI 5G 11ac20 5700MHz TX Mode

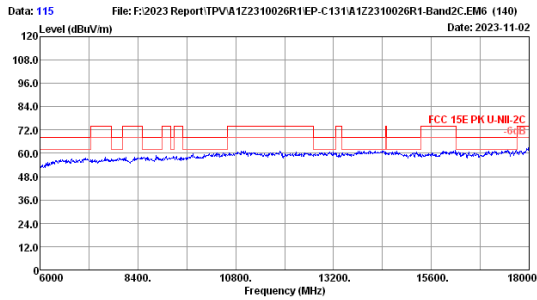


File: F:\2023 Report\TPVA\122310026R1EP-C\131A\122310026R1-Band2C.EM6 (140)  
Date: 2023-11-02

Site no. : 3m Chamber Data no. : 114  
Dis. / Ant. : 3m 2023 MCTD1209-3006 Ant. pol. : VERTICAL  
Limit : FCC 15E PK U-NII-2C  
Env. / Ins. : 21.2°C/51.5% Engineer : nier  
Test Mode : WIFI 5G 11ac20 5700MHz TX Mode

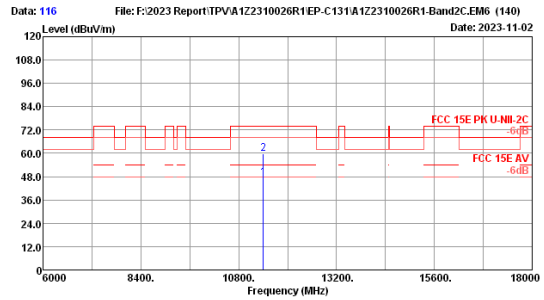
No.	Freq. (MHz)	Ant. Factor (dB/m)	Cable Loss (dB)	Amp Factor (dB)	Reading (dBuV)	Emission Level (dBuV/m)	Limits (dBuV/m)	Margin (dB)	Remark
111400.00	38.50	8.38	33.58	34.76	48.06	54.00	54.00	5.94	Average
211400.00	38.50	8.38	33.58	46.97	60.27	74.00	74.00	13.73	Peak

Remarks: 1. Emission Level= Antenna Factor + Cable Loss + Reading - Amp Factor.  
2. The emission levels that are 20dB below the official limit are not reported.



File: F:\2023 Report\TPVA\122310026R1EP-C\131A\122310026R1-Band2C.EM6 (140)  
Date: 2023-11-02

Site no. : 3m Chamber Data no. : 115  
Dis. / Ant. : 3m 2023 MCTD1209-3006 Ant. pol. : HORIZONTAL  
Limit : FCC 15E PK U-NII-2C  
Env. / Ins. : 21.2°C/51.5% Engineer : nier  
Test Mode : WIFI 5G 11ac20 5700MHz TX Mode



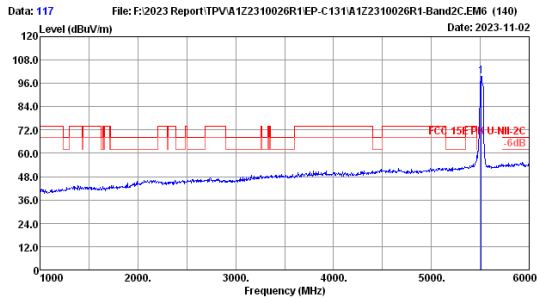
File: F:\2023 Report\TPVA\122310026R1EP-C\131A\122310026R1-Band2C.EM6 (140)  
Date: 2023-11-02

Site no. : 3m Chamber Data no. : 116  
Dis. / Ant. : 3m 2023 MCTD1209-3006 Ant. pol. : HORIZONTAL  
Limit : FCC 15E PK U-NII-2C  
Env. / Ins. : 21.2°C/51.5% Engineer : nier  
Test Mode : WIFI 5G 11ac20 5700MHz TX Mode

No.	Freq. (MHz)	Ant. Factor (dB/m)	Cable Loss (dB)	Amp Factor (dB)	Reading (dBuV)	Emission Level (dBuV/m)	Limits (dBuV/m)	Margin (dB)	Remark
111400.00	38.50	8.38	33.58	34.27	47.57	54.00	54.00	6.43	Average
211400.00	38.50	8.38	33.58	46.53	59.83	74.00	74.00	14.17	Peak

Remarks: 1. Emission Level= Antenna Factor + Cable Loss + Reading - Amp Factor.  
2. The emission levels that are 20dB below the official limit are not reported.

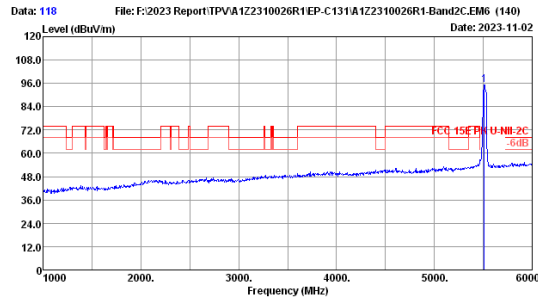
FCC ID: APYBSC0004



File: F:\2023 Report\TPVA122310026R1EP-C131A122310026R1-Band2C.EM6 (140)  
 Date: 2023-11-02  
 Site no. : 3m Chamber Data no. : 117  
 Dis. / Ant. : 3m 2023 MCTD1209-3006 Ant. pol. : VERTICAL  
 Limit : FCC 15E PK U-NII-2C  
 Env. / Ins. : 21.2°C/51.5% Engineer : nier  
 Test Mode : WIFI 5G 11ac40 5510MHz TX Mode

No.	Freq. (MHz)	Ant. Factor (dB/m)	Cable Loss (dB)	Amp factor (dB)	Emission Reading (dBuV)	Emission Level (dBuV/m)	Limits (dBuV/m)	Margin (dB)	Remark
1	5510.00	33.64	6.80	33.60	93.00	99.84			Peak

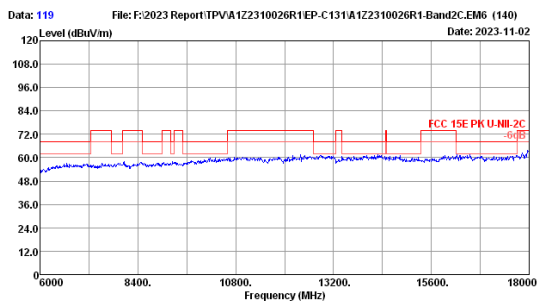
Remarks: 1. Emission Level= Antenna Factor + Cable Loss + Reading - Amp factor.  
 2. The emission levels that are 20dB below the official limit are not reported.



File: F:\2023 Report\TPVA122310026R1EP-C131A122310026R1-Band2C.EM6 (140)  
 Date: 2023-11-02  
 Site no. : 3m Chamber Data no. : 118  
 Dis. / Ant. : 3m 2023 MCTD1209-3006 Ant. pol. : HORIZONTAL  
 Limit : FCC 15E PK U-NII-2C  
 Env. / Ins. : 21.2°C/51.5% Engineer : nier  
 Test Mode : WIFI 5G 11ac40 5510MHz TX Mode

No.	Freq. (MHz)	Ant. Factor (dB/m)	Cable Loss (dB)	Amp factor (dB)	Emission Reading (dBuV)	Emission Level (dBuV/m)	Limits (dBuV/m)	Margin (dB)	Remark
1	5510.00	33.64	6.80	33.60	88.52	95.36			Peak

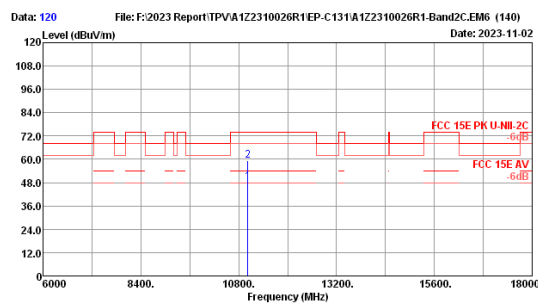
Remarks: 1. Emission Level= Antenna Factor + Cable Loss + Reading - Amp factor.  
 2. The emission levels that are 20dB below the official limit are not reported.



File: F:\2023 Report\TPVA122310026R1EP-C131A122310026R1-Band2C.EM6 (140)  
 Date: 2023-11-02  
 Site no. : 3m Chamber Data no. : 119  
 Dis. / Ant. : 3m 2023 MCTD1209-3006 Ant. pol. : VERTICAL  
 Limit : FCC 15E PK U-NII-2C  
 Env. / Ins. : 21.2°C/51.5% Engineer : nier  
 Test Mode : WIFI 5G 11ac40 5510MHz TX Mode

No.	Freq. (MHz)	Ant. Factor (dB/m)	Cable Loss (dB)	Amp factor (dB)	Emission Reading (dBuV)	Emission Level (dBuV/m)	Limits (dBuV/m)	Margin (dB)	Remark
1	11102.00	38.70	8.30	33.51	34.81	48.30	54.00	5.70	Average
2	21102.00	38.70	8.30	33.51	45.63	59.12	74.00	14.88	Peak

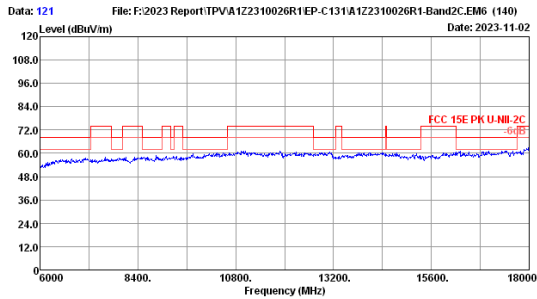
Remarks: 1. Emission Level= Antenna Factor + Cable Loss + Reading - Amp factor.  
 2. The emission levels that are 20dB below the official limit are not reported.



File: F:\2023 Report\TPVA122310026R1EP-C131A122310026R1-Band2C.EM6 (140)  
 Date: 2023-11-02  
 Site no. : 3m Chamber Data no. : 120  
 Dis. / Ant. : 3m 2023 MCTD1209-3006 Ant. pol. : VERTICAL  
 Limit : FCC 15E PK U-NII-2C  
 Env. / Ins. : 21.2°C/51.5% Engineer : nier  
 Test Mode : WIFI 5G 11ac40 5510MHz TX Mode

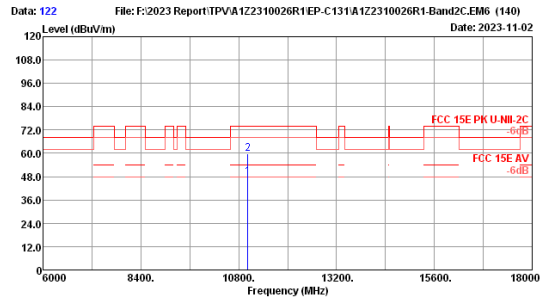
No.	Freq. (MHz)	Ant. Factor (dB/m)	Cable Loss (dB)	Amp factor (dB)	Emission Reading (dBuV)	Emission Level (dBuV/m)	Limits (dBuV/m)	Margin (dB)	Remark
1	11102.00	38.70	8.30	33.51	34.81	48.30	54.00	5.70	Average
2	21102.00	38.70	8.30	33.51	45.63	59.12	74.00	14.88	Peak

Remarks: 1. Emission Level= Antenna Factor + Cable Loss + Reading - Amp factor.  
 2. The emission levels that are 20dB below the official limit are not reported.



File: F:\2023 Report\TPVA\122310026R1EP-C\131A\122310026R1-Band2C.EM6 (140)  
Date: 2023-11-02

Site no. : 3m Chamber Data no. : 121  
Dis. / Ant. : 3m 2023 MCTD1209-3006 Ant. pol. : HORIZONTAL  
Limit : FCC 15E PK U-NII-2C  
Env. / Ins. : 21.2°C/51.5% Engineer : nier  
Test Mode : WIFI 5G 11ac40 5510MHz TX Mode

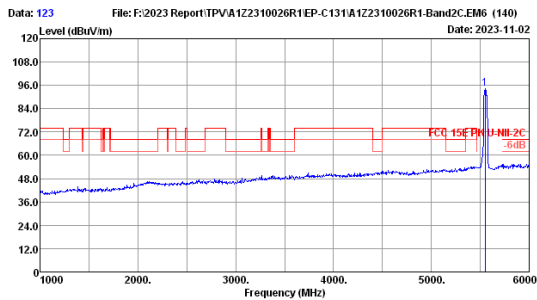


File: F:\2023 Report\TPVA\122310026R1EP-C\131A\122310026R1-Band2C.EM6 (140)  
Date: 2023-11-02

Site no. : 3m Chamber Data no. : 122  
Dis. / Ant. : 3m 2023 MCTD1209-3006 Ant. pol. : HORIZONTAL  
Limit : FCC 15E PK U-NII-2C  
Env. / Ins. : 21.2°C/51.5% Engineer : nier  
Test Mode : WIFI 5G 11ac40 5510MHz TX Mode

No.	Freq. (MHz)	Ant. Factor (dB/m)	Cable Loss (dB)	Amp Factor (dB)	Reading (dBuV)	Emission Level (dBuV/m)	Limits (dBuV/m)	Margin (dB)	Remark
111020.00	38.70	8.30	33.51	34.28	47.77	54.00	6.23	Average	
211020.00	38.70	8.30	33.51	46.15	59.64	74.00	14.36	Peak	

Remarks: 1. Emission Level= Antenna Factor + Cable Loss + Reading - Amp factor.  
2. The emission levels that are 20dB below the official limit are not reported.

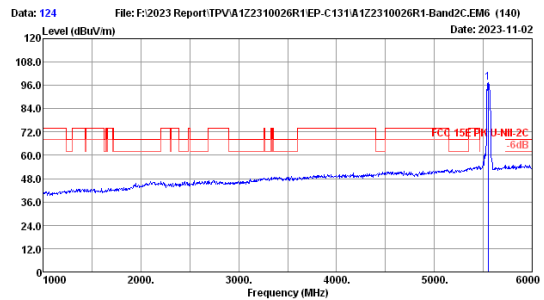


File: F:\2023 Report\TPVA\122310026R1EP-C\131A\122310026R1-Band2C.EM6 (140)  
Date: 2023-11-02

Site no. : 3m Chamber Data no. : 123  
Dis. / Ant. : 3m 2023 MCTD1209-3006 Ant. pol. : HORIZONTAL  
Limit : FCC 15E PK U-NII-2C  
Env. / Ins. : 21.2°C/51.5% Engineer : nier  
Test Mode : WIFI 5G 11ac40 5550MHz TX Mode

No.	Freq. (MHz)	Ant. Factor (dB/m)	Cable Loss (dB)	Amp Factor (dB)	Reading (dBuV)	Emission Level (dBuV/m)	Limits (dBuV/m)	Margin (dB)	Remark
1	5550.00	33.40	6.82	33.59	87.83	94.46			Peak

Remarks: 1. Emission Level= Antenna Factor + Cable Loss + Reading - Amp factor.  
2. The emission levels that are 20dB below the official limit are not reported.

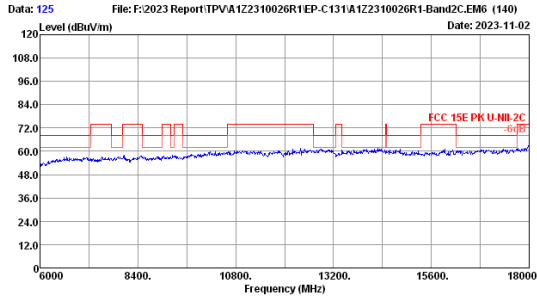


File: F:\2023 Report\TPVA\122310026R1EP-C\131A\122310026R1-Band2C.EM6 (140)  
Date: 2023-11-02

Site no. : 3m Chamber Data no. : 124  
Dis. / Ant. : 3m 2023 MCTD1209-3006 Ant. pol. : VERTICAL  
Limit : FCC 15E PK U-NII-2C  
Env. / Ins. : 21.2°C/51.5% Engineer : nier  
Test Mode : WIFI 5G 11ac40 5550MHz TX Mode

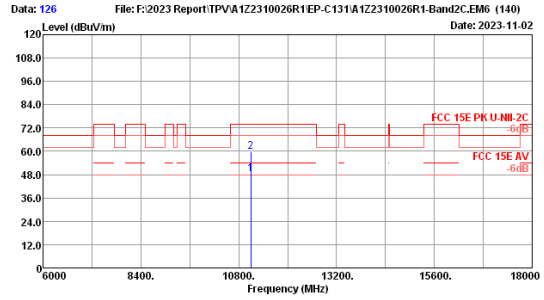
No.	Freq. (MHz)	Ant. Factor (dB/m)	Cable Loss (dB)	Amp Factor (dB)	Reading (dBuV)	Emission Level (dBuV/m)	Limits (dBuV/m)	Margin (dB)	Remark
1	5550.00	33.40	6.82	33.59	90.57	97.20			Peak

Remarks: 1. Emission Level= Antenna Factor + Cable Loss + Reading - Amp factor.  
2. The emission levels that are 20dB below the official limit are not reported.



Data: 125 File: F:\2023 Report\TPVA\122310026R1EP-C\131A\122310026R1-Band2C.EM6 (140) Date: 2023-11-02

Site no. : 3m Chamber Data no. : 125  
 Dis. / Ant. : 3m 2023 MCTD1209-3006 Ant. pol. : VERTICAL  
 Limit : FCC 15E PK U-NII-2C  
 Env. / Ins. : 21.2°C/51.5% Engineer : nier  
 Test Mode : WIFI 5G 11ac40 5550MHz TX Mode



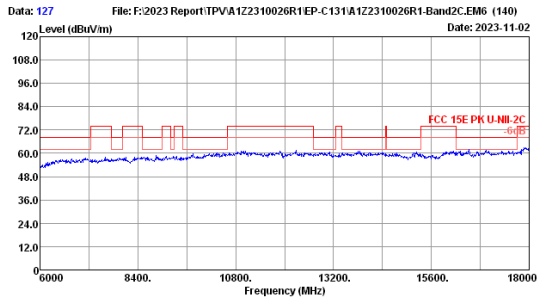
Data: 126 File: F:\2023 Report\TPVA\122310026R1EP-C\131A\122310026R1-Band2C.EM6 (140) Date: 2023-11-02

Site no. : 3m Chamber Data no. : 126  
 Dis. / Ant. : 3m 2023 MCTD1209-3006 Ant. pol. : VERTICAL  
 Limit : FCC 15E PK U-NII-2C  
 Env. / Ins. : 21.2°C/51.5% Engineer : nier  
 Test Mode : WIFI 5G 11ac40 5550MHz TX Mode

No.	Freq. (MHz)	Ant. Factor (dB/m)	Cable Loss (dB)	Amp Factor (dB)	Reading (dBuV)	Emission Level (dBuV/m)	Limits (dBuV/m)	Margin (dB)	Remark
-----	-------------	--------------------	-----------------	-----------------	----------------	-------------------------	-----------------	-------------	--------

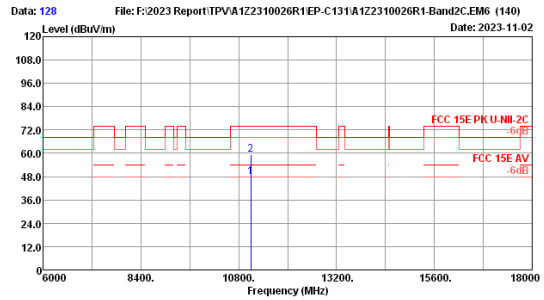
111100.00	38.70	8.32	33.52	34.59	48.09	54.00	5.91	Average
211100.00	38.70	8.32	33.52	46.32	59.82	74.00	14.18	Peak

Remarks: 1. Emission Level= Antenna Factor + Cable Loss + Reading - Amp Factor.  
 2. The emission levels that are 20dB below the official limit are not reported.



Data: 127 File: F:\2023 Report\TPVA\122310026R1EP-C\131A\122310026R1-Band2C.EM6 (140) Date: 2023-11-02

Site no. : 3m Chamber Data no. : 127  
 Dis. / Ant. : 3m 2023 MCTD1209-3006 Ant. pol. : HORIZONTAL  
 Limit : FCC 15E PK U-NII-2C  
 Env. / Ins. : 21.2°C/51.5% Engineer : nier  
 Test Mode : WIFI 5G 11ac40 5550MHz TX Mode



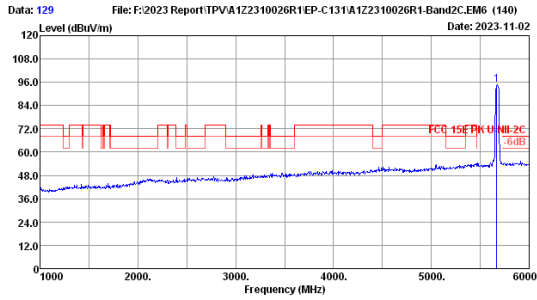
Data: 128 File: F:\2023 Report\TPVA\122310026R1EP-C\131A\122310026R1-Band2C.EM6 (140) Date: 2023-11-02

Site no. : 3m Chamber Data no. : 128  
 Dis. / Ant. : 3m 2023 MCTD1209-3006 Ant. pol. : HORIZONTAL  
 Limit : FCC 15E PK U-NII-2C  
 Env. / Ins. : 21.2°C/51.5% Engineer : nier  
 Test Mode : WIFI 5G 11ac40 5550MHz TX Mode

No.	Freq. (MHz)	Ant. Factor (dB/m)	Cable Loss (dB)	Amp Factor (dB)	Reading (dBuV)	Emission Level (dBuV/m)	Limits (dBuV/m)	Margin (dB)	Remark
-----	-------------	--------------------	-----------------	-----------------	----------------	-------------------------	-----------------	-------------	--------

111100.00	38.70	8.32	33.52	34.22	47.72	54.00	6.28	Average
211100.00	38.70	8.32	33.52	45.69	59.19	74.00	14.81	Peak

Remarks: 1. Emission Level= Antenna Factor + Cable Loss + Reading - Amp Factor.  
 2. The emission levels that are 20dB below the official limit are not reported.

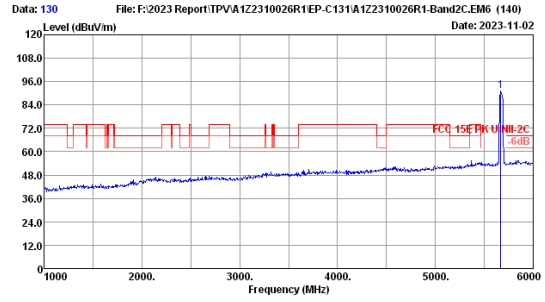


Data: 129 File: F:\2023 Report\TPVA\122310026R1EP-C\131A\122310026R1-Band2C.EM6 (140) Date: 2023-11-02

Site no. : 3m Chamber Data no. : 129  
 Dis. / Ant. : 3m 2023 MCTD1209-3006 Ant. pol. : VERTICAL  
 Limit : FCC 15E PK U-NII-2C  
 Env. / Ins. : 21.2°C/51.5% Engineer : nier  
 Test Mode : WIFI 5G 11ac40 5670MHz TX Mode

No.	Freq. (MHz)	Ant. Factor (dB/m)	Cable Loss (dB)	Amp factor (dB)	Emission Reading (dBuV)	Emission Level (dBuV/m)	Limits (dBuV/m)	Margin (dB)	Remark
1	5670.00	33.28	6.87	33.57	88.19	94.77			Peak

Remarks: 1. Emission Level= Antenna Factor + Cable Loss + Reading - Amp factor.  
 2. The emission levels that are 20dB below the official limit are not reported.

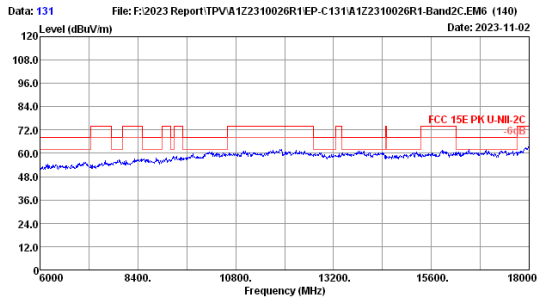


Data: 130 File: F:\2023 Report\TPVA\122310026R1EP-C\131A\122310026R1-Band2C.EM6 (140) Date: 2023-11-02

Site no. : 3m Chamber Data no. : 130  
 Dis. / Ant. : 3m 2023 MCTD1209-3006 Ant. pol. : HORIZONTAL  
 Limit : FCC 15E PK U-NII-2C  
 Env. / Ins. : 21.2°C/51.5% Engineer : nier  
 Test Mode : WIFI 5G 11ac40 5670MHz TX Mode

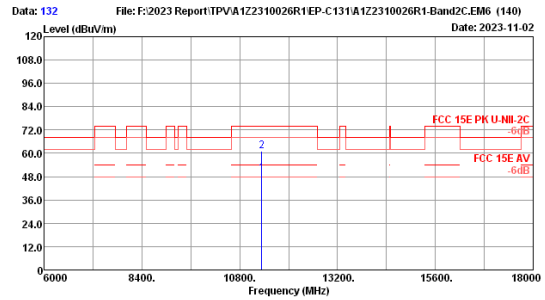
No.	Freq. (MHz)	Ant. Factor (dB/m)	Cable Loss (dB)	Amp factor (dB)	Emission Reading (dBuV)	Emission Level (dBuV/m)	Limits (dBuV/m)	Margin (dB)	Remark
1	5670.00	33.28	6.87	33.57	84.76	91.34			Peak

Remarks: 1. Emission Level= Antenna Factor + Cable Loss + Reading - Amp factor.  
 2. The emission levels that are 20dB below the official limit are not reported.



Data: 131 File: F:\2023 Report\TPVA\122310026R1EP-C\131A\122310026R1-Band2C.EM6 (140) Date: 2023-11-02

Site no. : 3m Chamber Data no. : 131  
 Dis. / Ant. : 3m 2023 MCTD1209-3006 Ant. pol. : VERTICAL  
 Limit : FCC 15E PK U-NII-2C  
 Env. / Ins. : 21.2°C/51.5% Engineer : nier  
 Test Mode : WIFI 5G 11ac40 5670MHz TX Mode



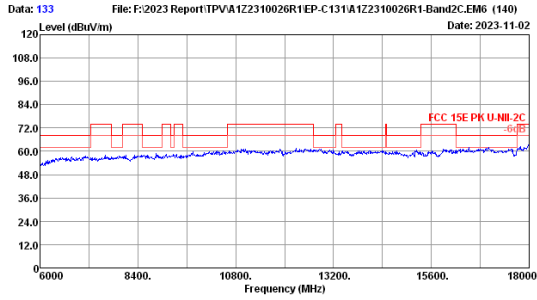
Data: 132 File: F:\2023 Report\TPVA\122310026R1EP-C\131A\122310026R1-Band2C.EM6 (140) Date: 2023-11-02

Site no. : 3m Chamber Data no. : 132  
 Dis. / Ant. : 3m 2023 MCTD1209-3006 Ant. pol. : VERTICAL  
 Limit : FCC 15E PK U-NII-2C  
 Env. / Ins. : 21.2°C/51.5% Engineer : nier  
 Test Mode : WIFI 5G 11ac40 5670MHz TX Mode

No.	Freq. (MHz)	Ant. Factor (dB/m)	Cable Loss (dB)	Amp factor (dB)	Emission Reading (dBuV)	Emission Level (dBuV/m)	Limits (dBuV/m)	Margin (dB)	Remark
111340.00	11134.00	38.50	8.37	33.57	36.21	49.51	54.00	4.49	Average
211340.00	21134.00	38.50	8.37	33.57	47.87	61.17	74.00	12.83	Peak

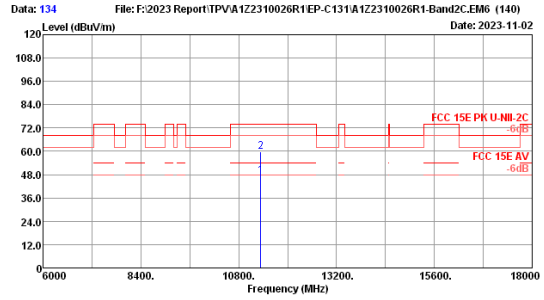
Remarks: 1. Emission Level= Antenna Factor + Cable Loss + Reading - Amp factor.  
 2. The emission levels that are 20dB below the official limit are not reported.





Data: 133 File: F:\2023 Report\TPVA\122310026R1EP-C\131A\122310026R1-Band2C.EM6 (140) Date: 2023-11-02

Site no. : 3m Chamber Data no. : 133  
 Dis. / Ant. : 3m 2023 MCTD1209-3006 Ant. pol. : HORIZONTAL  
 Limit : FCC 15E PK U-NII-2C  
 Env. / Ins. : 21.2°C/51.5% Engineer : nier  
 Test Mode : WIFI 5G 11ac40 5670MHz TX Mode

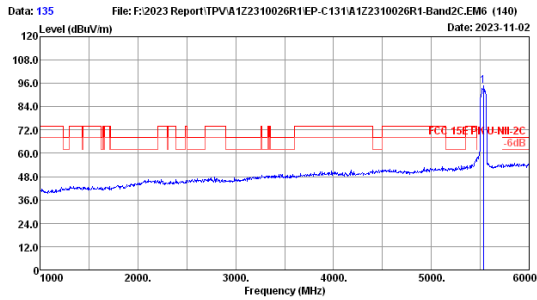


Data: 134 File: F:\2023 Report\TPVA\122310026R1EP-C\131A\122310026R1-Band2C.EM6 (140) Date: 2023-11-02

Site no. : 3m Chamber Data no. : 134  
 Dis. / Ant. : 3m 2023 MCTD1209-3006 Ant. pol. : HORIZONTAL  
 Limit : FCC 15E PK U-NII-2C  
 Env. / Ins. : 21.2°C/51.5% Engineer : nier  
 Test Mode : WIFI 5G 11ac40 5670MHz TX Mode

No.	Freq. (MHz)	Ant. Factor (dB/m)	Cable Loss (dB)	Amp Factor (dB)	Reading (dBuV)	Emission Level (dBuV/m)	Limits (dBuV/m)	Margin (dB)	Remark
111340.00	38.50	8.37	33.57	34.19	47.49	54.00	54.00	6.51	Average
211340.00	38.50	8.37	33.57	46.53	59.83	74.00	74.00	14.17	Peak

Remarks: 1. Emission Level= Antenna Factor + Cable Loss + Reading - Amp factor.  
 2. The emission levels that are 20dB below the official limit are not reported.

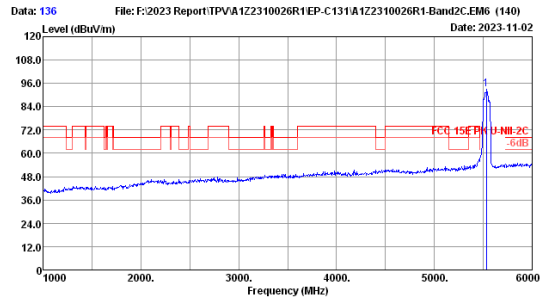


Data: 135 File: F:\2023 Report\TPVA\122310026R1EP-C\131A\122310026R1-Band2C.EM6 (140) Date: 2023-11-02

Site no. : 3m Chamber Data no. : 135  
 Dis. / Ant. : 3m 2023 MCTD1209-3006 Ant. pol. : VERTICAL  
 Limit : FCC 15E PK U-NII-2C  
 Env. / Ins. : 21.2°C/51.5% Engineer : nier  
 Test Mode : WIFI 5G 11ac80 5530MHz TX Mode

No.	Freq. (MHz)	Ant. Factor (dB/m)	Cable Loss (dB)	Amp Factor (dB)	Reading (dBuV)	Emission Level (dBuV/m)	Limits (dBuV/m)	Margin (dB)	Remark
1	5530.00	33.52	6.81	33.59	88.24	94.98			Peak

Remarks: 1. Emission Level= Antenna Factor + Cable Loss + Reading - Amp factor.  
 2. The emission levels that are 20dB below the official limit are not reported.

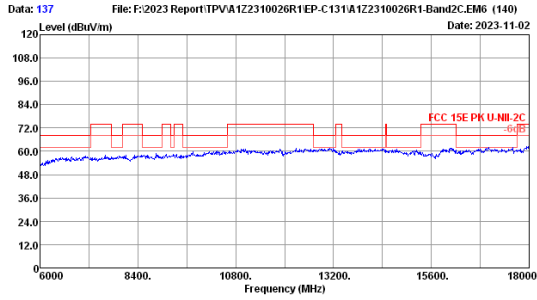


Data: 136 File: F:\2023 Report\TPVA\122310026R1EP-C\131A\122310026R1-Band2C.EM6 (140) Date: 2023-11-02

Site no. : 3m Chamber Data no. : 136  
 Dis. / Ant. : 3m 2023 MCTD1209-3006 Ant. pol. : HORIZONTAL  
 Limit : FCC 15E PK U-NII-2C  
 Env. / Ins. : 21.2°C/51.5% Engineer : nier  
 Test Mode : WIFI 5G 11ac80 5530MHz TX Mode

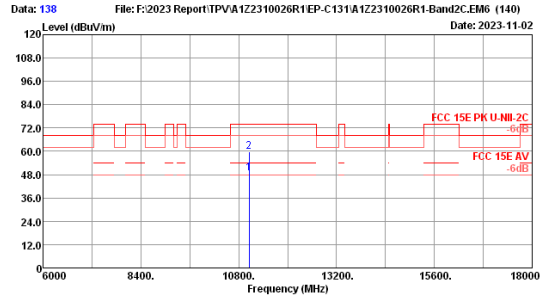
No.	Freq. (MHz)	Ant. Factor (dB/m)	Cable Loss (dB)	Amp Factor (dB)	Reading (dBuV)	Emission Level (dBuV/m)	Limits (dBuV/m)	Margin (dB)	Remark
1	5530.00	33.52	6.81	33.59	86.24	92.98			Peak

Remarks: 1. Emission Level= Antenna Factor + Cable Loss + Reading - Amp factor.  
 2. The emission levels that are 20dB below the official limit are not reported.



File: F:\2023 Report\TPVA\122310026R1EP-C\131A\122310026R1-Band2C.EM6 (140)  
Date: 2023-11-02

Site no. : 3m Chamber Data no. : 137  
Dis. / Ant. : 3m 2023 MCTD1209-3006 Ant. pol. : HORIZONTAL  
Limit : FCC 15E PK U-NII-2C  
Env. / Ins. : 21.2°C/51.5% Engineer : nier  
Test Mode : WIFI 5G 11ac80 5530MHz TX Mode

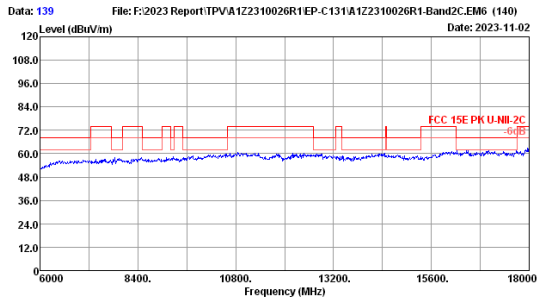


File: F:\2023 Report\TPVA\122310026R1EP-C\131A\122310026R1-Band2C.EM6 (140)  
Date: 2023-11-02

Site no. : 3m Chamber Data no. : 138  
Dis. / Ant. : 3m 2023 MCTD1209-3006 Ant. pol. : HORIZONTAL  
Limit : FCC 15E PK U-NII-2C  
Env. / Ins. : 21.2°C/51.5% Engineer : nier  
Test Mode : WIFI 5G 11ac80 5530MHz TX Mode

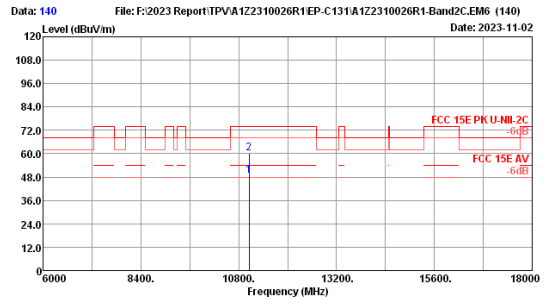
No.	Freq. (MHz)	Ant. Factor (dB/m)	Cable Loss (dB)	Amp Factor (dB)	Reading Level (dBuV)	Emission Level (dBuV/m)	Limits (dBuV/m)	Margin (dB)	Remark
111060.00	38.70	8.31	33.52	35.27	48.76	54.00	54.00	5.24	Average
211060.00	38.70	8.31	33.52	46.32	59.81	74.00	74.00	14.19	Peak

Remarks: 1. Emission Level= Antenna Factor + Cable Loss + Reading - Amp factor.  
2. The emission levels that are 20dB below the official limit are not reported.



File: F:\2023 Report\TPVA\122310026R1EP-C\131A\122310026R1-Band2C.EM6 (140)  
Date: 2023-11-02

Site no. : 3m Chamber Data no. : 139  
Dis. / Ant. : 3m 2023 MCTD1209-3006 Ant. pol. : VERTICAL  
Limit : FCC 15E PK U-NII-2C  
Env. / Ins. : 21.2°C/51.5% Engineer : nier  
Test Mode : WIFI 5G 11ac80 5530MHz TX Mode



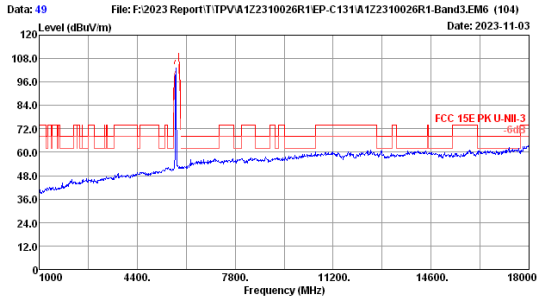
File: F:\2023 Report\TPVA\122310026R1EP-C\131A\122310026R1-Band2C.EM6 (140)  
Date: 2023-11-02

Site no. : 3m Chamber Data no. : 140  
Dis. / Ant. : 3m 2023 MCTD1209-3006 Ant. pol. : VERTICAL  
Limit : FCC 15E PK U-NII-2C  
Env. / Ins. : 21.2°C/51.5% Engineer : nier  
Test Mode : WIFI 5G 11ac80 5530MHz TX Mode

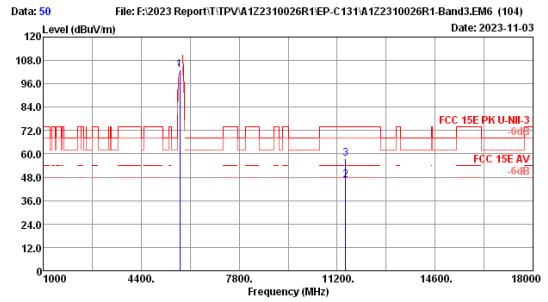
No.	Freq. (MHz)	Ant. Factor (dB/m)	Cable Loss (dB)	Amp Factor (dB)	Reading Level (dBuV)	Emission Level (dBuV/m)	Limits (dBuV/m)	Margin (dB)	Remark
111060.00	38.70	8.31	33.52	35.05	48.54	54.00	54.00	5.46	Average
211060.00	38.70	8.31	33.52	46.70	60.19	74.00	74.00	13.81	Peak

Remarks: 1. Emission Level= Antenna Factor + Cable Loss + Reading - Amp factor.  
2. The emission levels that are 20dB below the official limit are not reported.

U-NII-3 Band:



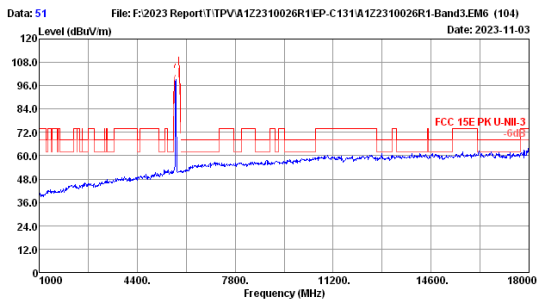
Site no. : 3m Chamber Data no. : 49  
 Dis. / Ant. : 3m 2023 MCTD1209-3006 Ant. pol. : VERTICAL  
 Limit : FCC 15E PK U-NII-3  
 Env. / Ins. : 21.2°C/51.5% Engineer : nier  
 Test Mode : WIFI 5G 11a 5745MHz TX Mode



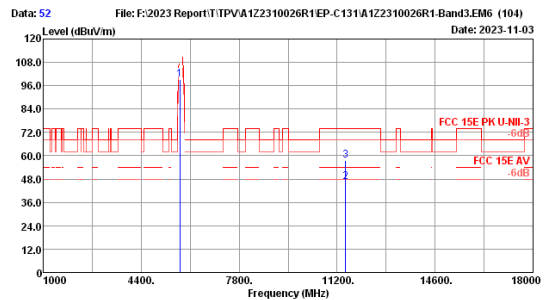
Site no. : 3m Chamber Data no. : 50  
 Dis. / Ant. : 3m 2023 MCTD1209-3006 Ant. pol. : VERTICAL  
 Limit : FCC 15E PK U-NII-3  
 Env. / Ins. : 21.2°C/51.5% Engineer : nier  
 Test Mode : WIFI 5G 11a 5745MHz TX Mode

No.	Freq. (MHz)	Ant. Factor (dB/m)	Cable Loss (dB)	Reading (dBuV)	Amp factor (dB)	Emission Level (dBuV/m)	Limits (dBuV/m)	Margin (dB)	Remark
1	5745.00	33.58	6.90	96.24	33.55	103.17			Peak
2	11490.00	38.59	8.40	33.12	33.60	46.51	54.00	7.49	Average
3	11490.00	38.59	8.40	44.25	33.60	57.64	74.00	16.36	Peak

Remarks: 1. Emission Level= Antenna Factor + Cable Loss + Reading - Amp factor.  
 2. The emission levels that are 20dB below the official limit are not reported.



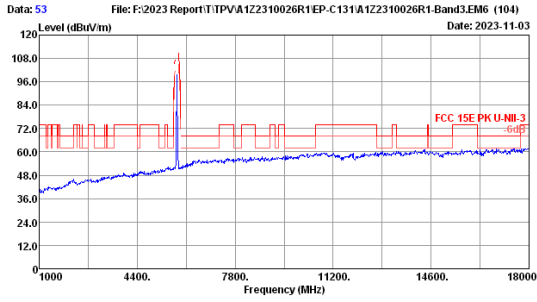
Site no. : 3m Chamber Data no. : 51  
 Dis. / Ant. : 3m 2023 MCTD1209-3006 Ant. pol. : HORIZONTAL  
 Limit : FCC 15E PK U-NII-3  
 Env. / Ins. : 21.2°C/51.5% Engineer : nier  
 Test Mode : WIFI 5G 11a 5745MHz TX Mode



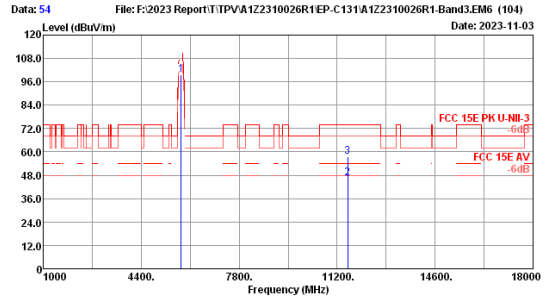
Site no. : 3m Chamber Data no. : 52  
 Dis. / Ant. : 3m 2023 MCTD1209-3006 Ant. pol. : HORIZONTAL  
 Limit : FCC 15E PK U-NII-3  
 Env. / Ins. : 21.2°C/51.5% Engineer : nier  
 Test Mode : WIFI 5G 11a 5745MHz TX Mode

No.	Freq. (MHz)	Ant. Factor (dB/m)	Cable Loss (dB)	Reading (dBuV)	Amp factor (dB)	Emission Level (dBuV/m)	Limits (dBuV/m)	Margin (dB)	Remark
1	5745.00	33.58	6.90	92.07	33.55	99.00			Peak
2	11490.00	38.59	8.40	33.04	33.60	46.43	54.00	7.57	Average
3	11490.00	38.59	8.40	44.30	33.60	57.69	74.00	16.31	Peak

Remarks: 1. Emission Level= Antenna Factor + Cable Loss + Reading - Amp factor.  
 2. The emission levels that are 20dB below the official limit are not reported.



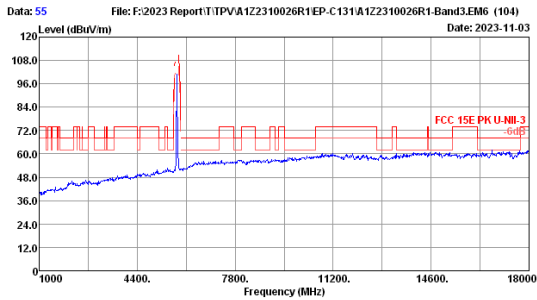
File: F:\2023 Report\TTPVA\122310026R1\EP-C131A\122310026R1-Band3.EM6 (104)  
 Site no. : 3m Chamber Data no. : 53  
 Dis. / Ant. : 3m 2023 MCTD1209-3006 Ant. pol. : HORIZONTAL  
 Limit : FCC 15E PK U-NII-3  
 Env. / Ins. : 21.2°C/51.5% Engineer : nier  
 Test Mode : WIFI 5G 11a 5785MHz TX Mode



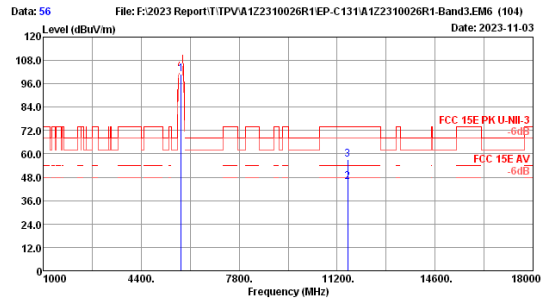
File: F:\2023 Report\TTPVA\122310026R1\EP-C131A\122310026R1-Band3.EM6 (104)  
 Site no. : 3m Chamber Data no. : 54  
 Dis. / Ant. : 3m 2023 MCTD1209-3006 Ant. pol. : HORIZONTAL  
 Limit : FCC 15E PK U-NII-3  
 Env. / Ins. : 21.2°C/51.5% Engineer : nier  
 Test Mode : WIFI 5G 11a 5785MHz TX Mode

No.	Freq. (MHz)	Ant. Factor (dB/m)	Cable Loss (dB)	Reading (dBuV)	Amp factor (dB)	Emission Level (dBuV/m)	Limits (dBuV/m)	Margin (dB)	Remark
1	5785.00	33.60	6.91	92.67	33.54	99.64	-----	-----	Peak
2	11570.00	38.60	8.41	33.08	33.62	46.47	54.00	7.53	Average
3	11570.00	38.60	8.41	44.36	33.62	57.75	74.00	16.25	Peak

Remarks: 1. Emission Level= Antenna Factor + Cable Loss + Reading - Amp factor.  
 2. The emission levels that are 20dB below the official limit are not reported.



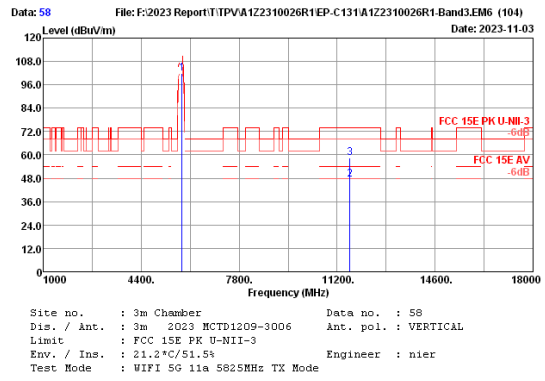
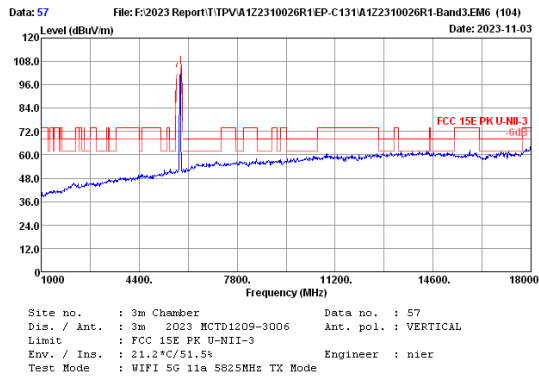
File: F:\2023 Report\TTPVA\122310026R1\EP-C131A\122310026R1-Band3.EM6 (104)  
 Site no. : 3m Chamber Data no. : 55  
 Dis. / Ant. : 3m 2023 MCTD1209-3006 Ant. pol. : VERTICAL  
 Limit : FCC 15E PK U-NII-3  
 Env. / Ins. : 21.2°C/51.5% Engineer : nier  
 Test Mode : WIFI 5G 11a 5785MHz TX Mode



File: F:\2023 Report\TTPVA\122310026R1\EP-C131A\122310026R1-Band3.EM6 (104)  
 Site no. : 3m Chamber Data no. : 56  
 Dis. / Ant. : 3m 2023 MCTD1209-3006 Ant. pol. : VERTICAL  
 Limit : FCC 15E PK U-NII-3  
 Env. / Ins. : 21.2°C/51.5% Engineer : nier  
 Test Mode : WIFI 5G 11a 5785MHz TX Mode

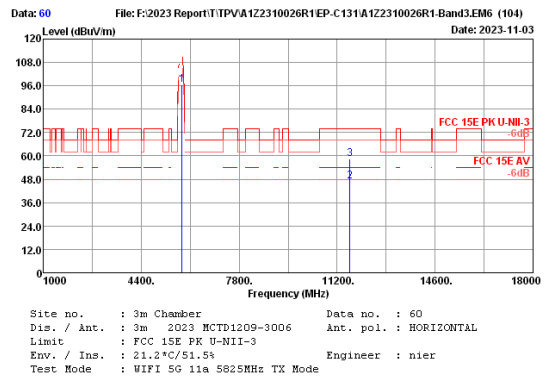
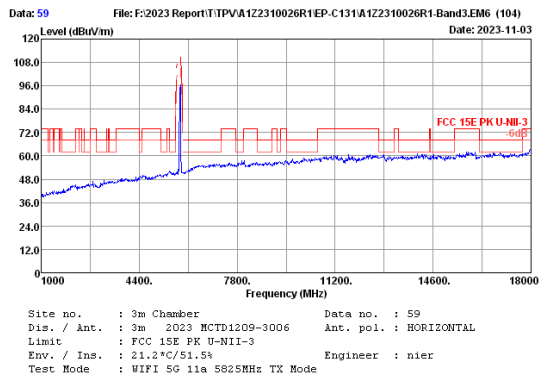
No.	Freq. (MHz)	Ant. Factor (dB/m)	Cable Loss (dB)	Reading (dBuV)	Amp factor (dB)	Emission Level (dBuV/m)	Limits (dBuV/m)	Margin (dB)	Remark
1	5785.00	33.60	6.91	93.92	33.54	100.89	-----	-----	Peak
2	11570.00	38.60	8.41	32.15	33.62	45.54	54.00	8.46	Average
3	11570.00	38.60	8.41	43.69	33.62	57.08	74.00	16.92	Peak

Remarks: 1. Emission Level= Antenna Factor + Cable Loss + Reading - Amp factor.  
 2. The emission levels that are 20dB below the official limit are not reported.



No.	Freq. (MHz)	Ant. Factor (dB/m)	Cable Loss (dB)	Reading (dBuV)	Amp factor (dB)	Emission Level (dBuV/m)	Limits (dBuV/m)	Margin (dB)	Remark
1	5825.00	33.60	6.93	94.85	33.54	101.84	54.00	6.40	Peak
2	11650.00	38.55	8.43	34.25	33.63	47.60	74.00	15.41	Average
3	11650.00	38.55	8.43	45.24	33.63	58.59	74.00	15.41	Peak

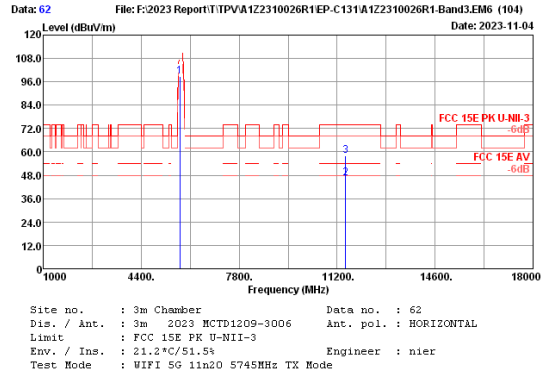
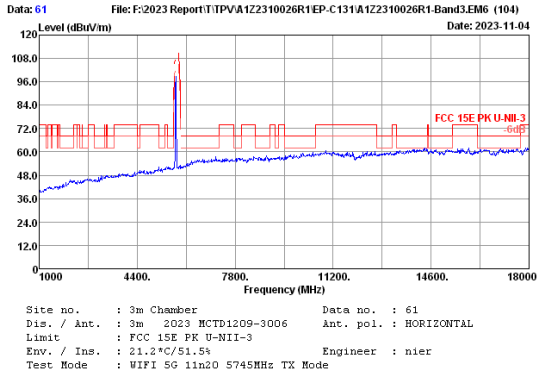
Remarks: 1. Emission Level= Antenna Factor + Cable Loss + Reading - Amp factor.  
 2. The emission levels that are 20dB below the official limit are not reported.



No.	Freq. (MHz)	Ant. Factor (dB/m)	Cable Loss (dB)	Reading (dBuV)	Amp factor (dB)	Emission Level (dBuV/m)	Limits (dBuV/m)	Margin (dB)	Remark
1	5825.00	33.60	6.93	89.58	33.54	96.57	54.00	7.16	Peak
2	11650.00	38.55	8.43	33.49	33.63	46.84	74.00	15.73	Average
3	11650.00	38.55	8.43	44.92	33.63	58.27	74.00	15.73	Peak

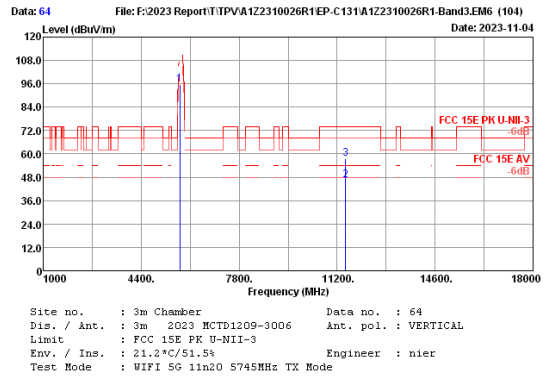
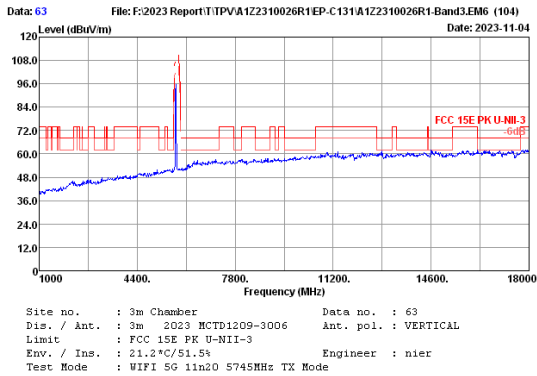
Remarks: 1. Emission Level= Antenna Factor + Cable Loss + Reading - Amp factor.  
 2. The emission levels that are 20dB below the official limit are not reported.

FCC ID: APYBSC0004



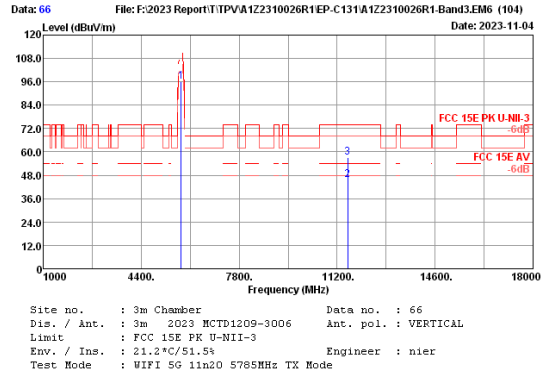
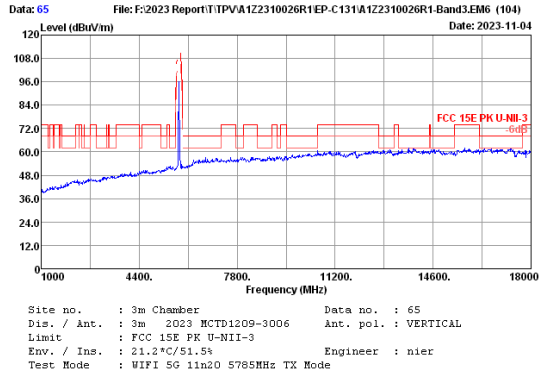
No.	Freq. (MHz)	Ant. Factor (dB/m)	Cable Loss (dB)	Reading (dBuV)	Amp factor (dB)	Emission Level (dBuV/m)	Limits (dBuV/m)	Margin (dB)	Remark
1	5745.00	33.58	6.90	91.73	33.55	98.66	---	---	Peak
2	11490.00	38.59	8.40	33.13	33.60	46.52	54.00	7.48	Average
3	11490.00	38.59	8.40	44.52	33.60	57.91	74.00	16.09	Peak

Remarks: 1. Emission Level= Antenna Factor + Cable Loss + Reading - Amp factor.  
 2. The emission levels that are 20dB below the official limit are not reported.



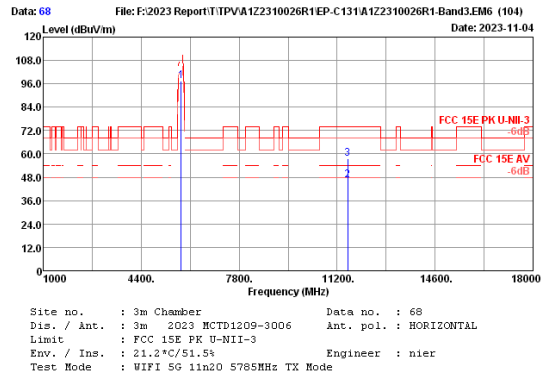
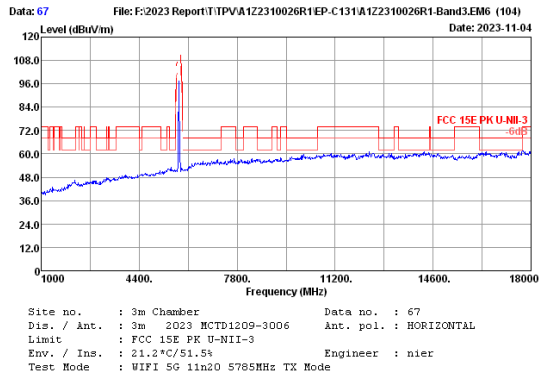
No.	Freq. (MHz)	Ant. Factor (dB/m)	Cable Loss (dB)	Reading (dBuV)	Amp factor (dB)	Emission Level (dBuV/m)	Limits (dBuV/m)	Margin (dB)	Remark
1	5745.00	33.58	6.90	88.68	33.55	95.61	---	---	Peak
2	11490.00	38.59	8.40	33.04	33.60	46.43	54.00	7.57	Average
3	11490.00	38.59	8.40	44.26	33.60	57.65	74.00	16.35	Peak

Remarks: 1. Emission Level= Antenna Factor + Cable Loss + Reading - Amp factor.  
 2. The emission levels that are 20dB below the official limit are not reported.



No.	Freq. (MHz)	Ant. Factor (dB/m)	Cable Loss (dB)	Reading (dBuV)	Amp factor (dB)	Emission Level (dBuV/m)	Limits (dBuV/m)	Margin (dB)	Remark
1	5785.00	33.60	6.91	89.22	33.54	96.19	54.00	8.46	Peak
2	11570.00	38.60	8.41	32.15	33.62	45.54	74.00	16.91	Average
3	11570.00	38.60	8.41	43.70	33.62	57.09	74.00	16.91	Peak

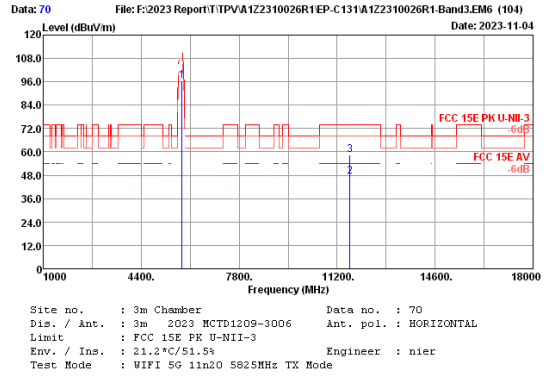
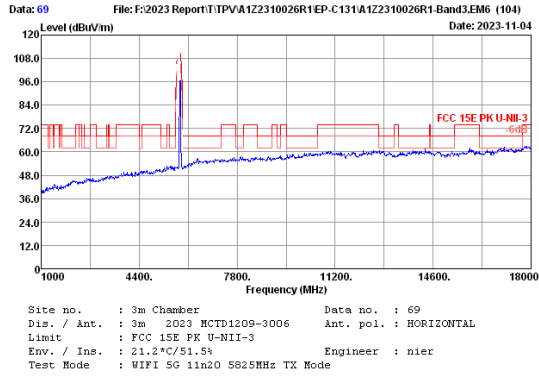
Remarks: 1. Emission Level= Antenna Factor + Cable Loss + Reading - Amp factor.  
 2. The emission levels that are 20dB below the official limit are not reported.



No.	Freq. (MHz)	Ant. Factor (dB/m)	Cable Loss (dB)	Reading (dBuV)	Amp factor (dB)	Emission Level (dBuV/m)	Limits (dBuV/m)	Margin (dB)	Remark
1	5785.00	33.60	6.91	90.23	33.54	97.20	54.00	7.54	Peak
2	11570.00	38.60	8.41	33.07	33.62	46.46	74.00	16.39	Average
3	11570.00	38.60	8.41	44.22	33.62	57.61	74.00	16.39	Peak

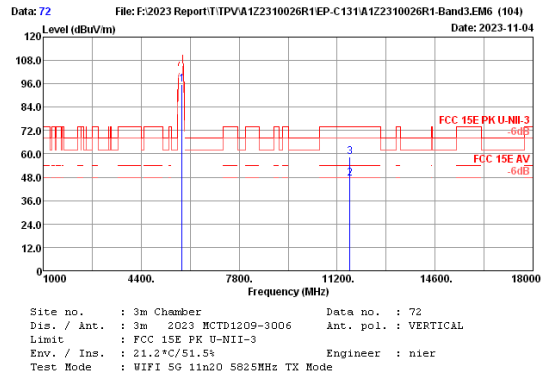
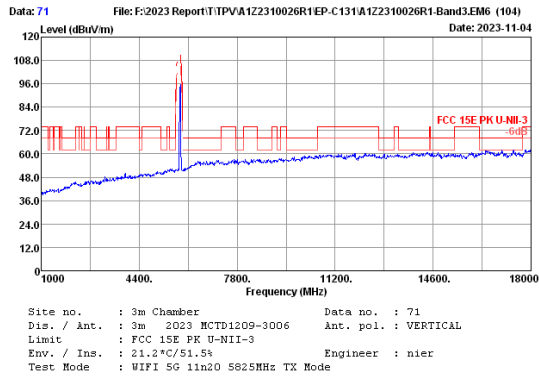
Remarks: 1. Emission Level= Antenna Factor + Cable Loss + Reading - Amp factor.  
 2. The emission levels that are 20dB below the official limit are not reported.

FCC ID: APYBSC0004



No.	Freq. (MHz)	Ant. Factor (dB/m)	Cable Loss (dB)	Reading (dBuV)	Amp factor (dB)	Emission Level (dBuV/m)	Limits (dBuV/m)	Margin (dB)	Remark
1	5825.00	33.60	6.93	89.76	33.54	96.75	54.00	6.48	Peak
2	11650.00	38.55	8.43	34.17	33.63	47.52	74.00	15.48	Average
3	11650.00	38.55	8.43	45.17	33.63	58.52	74.00	15.48	Peak

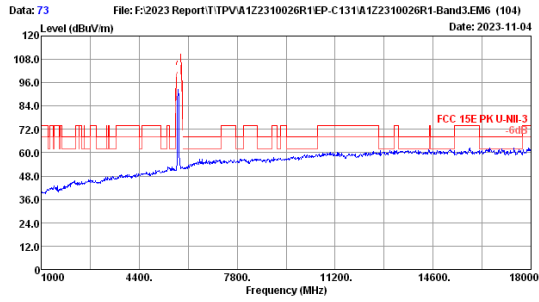
Remarks: 1. Emission Level= Antenna Factor + Cable Loss + Reading - Amp factor.  
 2. The emission levels that are 20dB below the official limit are not reported.



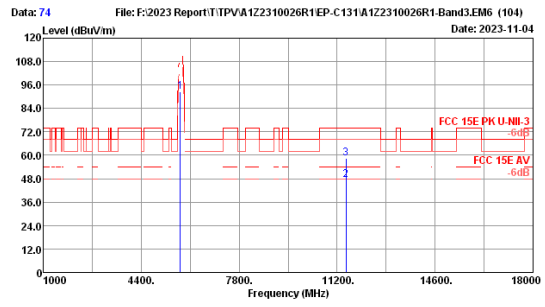
No.	Freq. (MHz)	Ant. Factor (dB/m)	Cable Loss (dB)	Reading (dBuV)	Amp factor (dB)	Emission Level (dBuV/m)	Limits (dBuV/m)	Margin (dB)	Remark
1	5825.00	33.60	6.93	88.59	33.54	95.58	54.00	6.46	Peak
2	11650.00	38.55	8.43	34.19	33.63	47.54	74.00	15.63	Average
3	11650.00	38.55	8.43	45.02	33.63	58.37	74.00	15.63	Peak

Remarks: 1. Emission Level= Antenna Factor + Cable Loss + Reading - Amp factor.  
 2. The emission levels that are 20dB below the official limit are not reported.





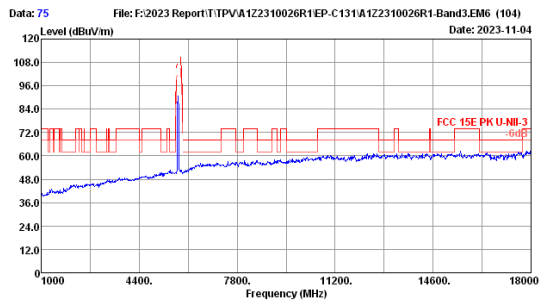
File: F:\2023 Report\TTPV\A122310026R1EP-C131A122310026R1-Band3.EM6 (104)  
 Site no. : 3m Chamber Data no. : 73  
 Dis. / Ant. : 3m 2023 MCTD1209-3006 Ant. pol. : HORIZONTAL  
 Limit : FCC 15E PK U-NII-3  
 Env. / Ins. : 21.2°C/51.5% Engineer : nier  
 Test Mode : WIFI 5G 11n40 5755MHz TX Mode



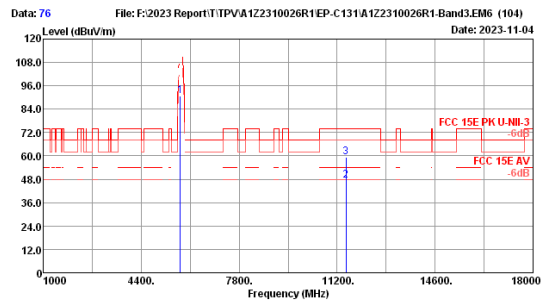
File: F:\2023 Report\TTPV\A122310026R1EP-C131A122310026R1-Band3.EM6 (104)  
 Site no. : 3m Chamber Data no. : 74  
 Dis. / Ant. : 3m 2023 MCTD1209-3006 Ant. pol. : HORIZONTAL  
 Limit : FCC 15E PK U-NII-3  
 Env. / Ins. : 21.2°C/51.5% Engineer : nier  
 Test Mode : WIFI 5G 11n40 5755MHz TX Mode

No.	Freq. (MHz)	Ant. Factor (dB/m)	Cable Loss (dB)	Reading (dBuV)	Amp factor (dB)	Emission Level (dBuV/m)	Limits (dBuV/m)	Margin (dB)	Remark
1	5755.00	33.60	6.90	85.44	33.55	92.39	54.00	6.51	Peak
2	11510.00	38.60	8.40	34.09	33.60	47.49	74.00	15.43	Average
3	11510.00	38.60	8.40	45.17	33.60	58.57	74.00	15.43	Peak

Remarks: 1. Emission Level= Antenna Factor + Cable Loss + Reading -Amp factor.  
 2. The emission levels that are 20dB below the official limit are not reported.



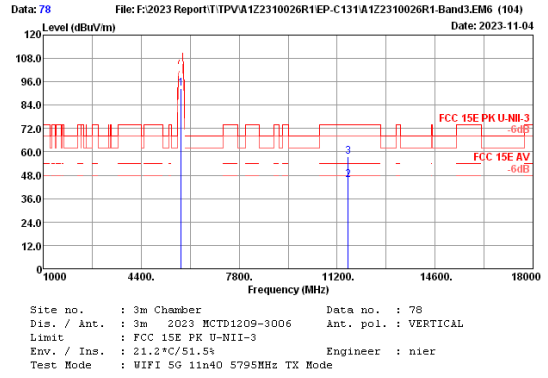
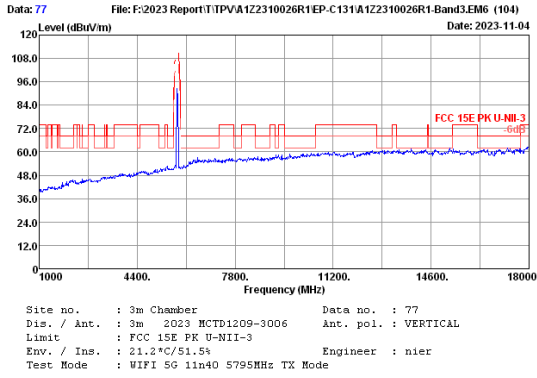
File: F:\2023 Report\TTPV\A122310026R1EP-C131A122310026R1-Band3.EM6 (104)  
 Site no. : 3m Chamber Data no. : 75  
 Dis. / Ant. : 3m 2023 MCTD1209-3006 Ant. pol. : VERTICAL  
 Limit : FCC 15E PK U-NII-3  
 Env. / Ins. : 21.2°C/51.5% Engineer : nier  
 Test Mode : WIFI 5G 11n40 5755MHz TX Mode



File: F:\2023 Report\TTPV\A122310026R1EP-C131A122310026R1-Band3.EM6 (104)  
 Site no. : 3m Chamber Data no. : 76  
 Dis. / Ant. : 3m 2023 MCTD1209-3006 Ant. pol. : VERTICAL  
 Limit : FCC 15E PK U-NII-3  
 Env. / Ins. : 21.2°C/51.5% Engineer : nier  
 Test Mode : WIFI 5G 11n40 5755MHz TX Mode

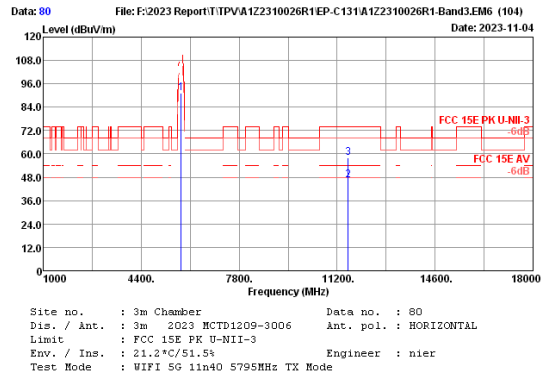
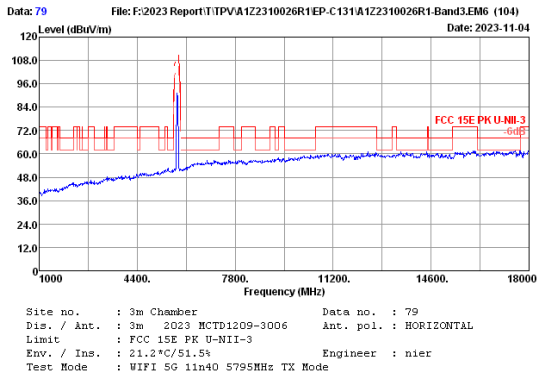
No.	Freq. (MHz)	Ant. Factor (dB/m)	Cable Loss (dB)	Reading (dBuV)	Amp factor (dB)	Emission Level (dBuV/m)	Limits (dBuV/m)	Margin (dB)	Remark
1	5755.00	33.60	6.90	84.02	33.55	90.97	54.00	6.58	Peak
2	11510.00	38.60	8.40	34.02	33.60	47.42	74.00	14.86	Average
3	11510.00	38.60	8.40	45.74	33.60	59.14	74.00	14.86	Peak

Remarks: 1. Emission Level= Antenna Factor + Cable Loss + Reading -Amp factor.  
 2. The emission levels that are 20dB below the official limit are not reported.



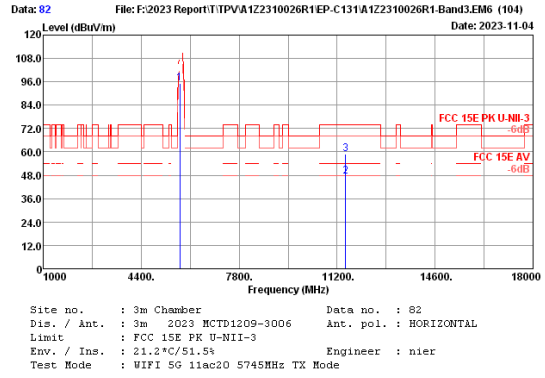
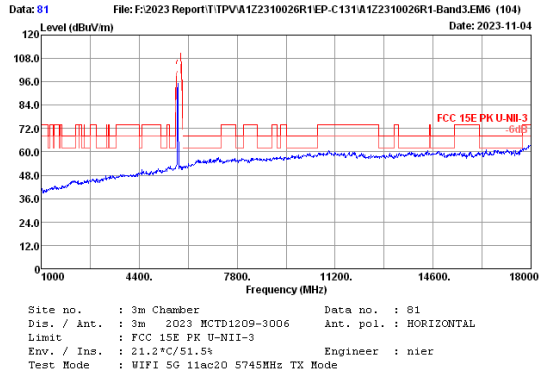
No.	Freq. (MHz)	Ant. Factor (dB/m)	Cable Loss (dB)	Reading (dBuV)	Amp factor (dB)	Emission Level (dBuV/m)	Limits (dBuV/m)	Margin (dB)	Remark
1	5795.00	33.60	6.92	85.48	33.54	92.46	72.00	20.46	Peak
2	11590.00	38.60	8.42	32.17	33.62	45.57	54.00	8.43	Average
3	11590.00	38.60	8.42	43.97	33.62	57.37	74.00	16.63	Peak

Remarks: 1. Emission Level= Antenna Factor + Cable Loss + Reading - Amp factor.  
 2. The emission levels that are 20dB below the official limit are not reported.



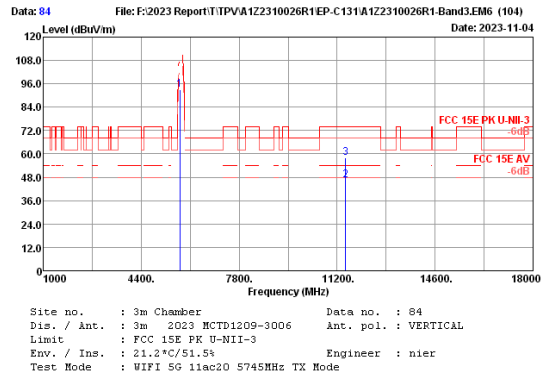
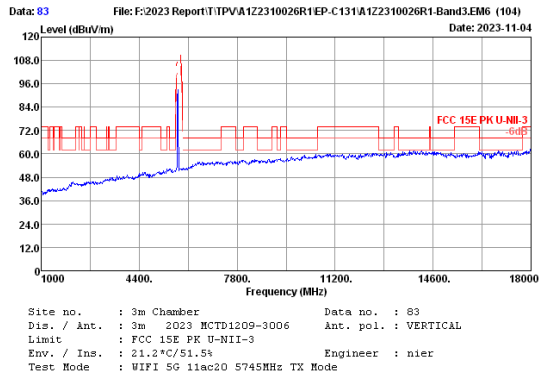
No.	Freq. (MHz)	Ant. Factor (dB/m)	Cable Loss (dB)	Reading (dBuV)	Amp factor (dB)	Emission Level (dBuV/m)	Limits (dBuV/m)	Margin (dB)	Remark
1	5795.00	33.60	6.92	84.25	33.54	91.23	72.00	19.23	Peak
2	11590.00	38.60	8.42	33.06	33.62	46.46	54.00	7.54	Average
3	11590.00	38.60	8.42	44.57	33.62	57.97	74.00	16.03	Peak

Remarks: 1. Emission Level= Antenna Factor + Cable Loss + Reading - Amp factor.  
 2. The emission levels that are 20dB below the official limit are not reported.



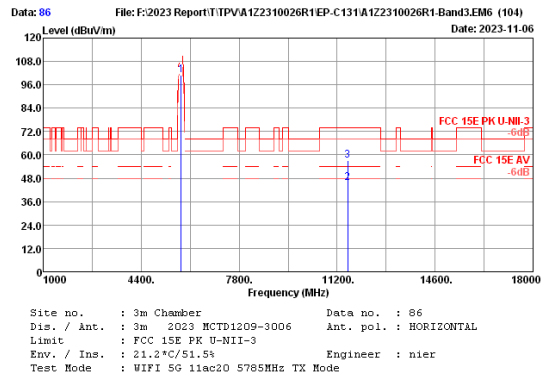
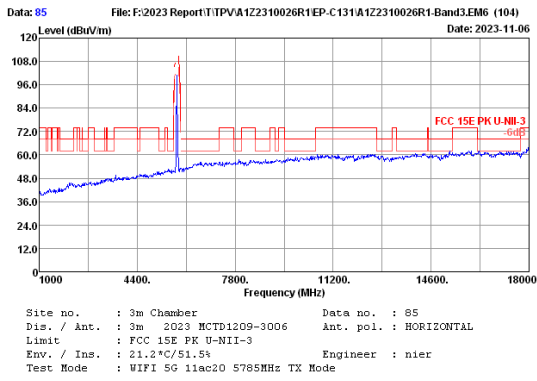
No.	Freq. (MHz)	Ant. Factor (dB/m)	Cable Loss (dB)	Reading (dBuV)	Amp factor (dB)	Emission Level (dBuV/m)	Limits (dBuV/m)	Margin (dB)	Remark
1	5745.00	33.58	6.90	88.45	33.55	95.38	54.00	6.49	Peak
2	11490.00	38.59	8.40	34.12	33.60	47.51	74.00	14.99	Average
3	11490.00	38.59	8.40	45.62	33.60	59.01	74.00	14.99	Peak

Remarks: 1. Emission Level= Antenna Factor + Cable Loss + Reading - Amp factor.  
 2. The emission levels that are 20dB below the official limit are not reported.



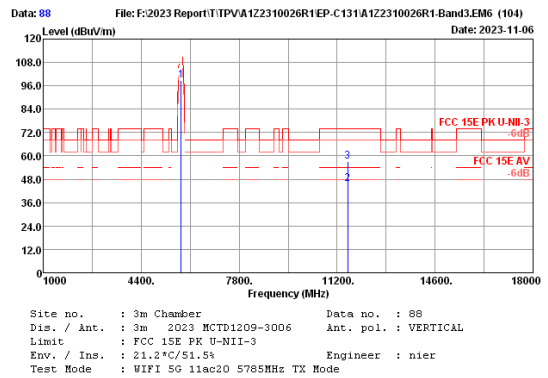
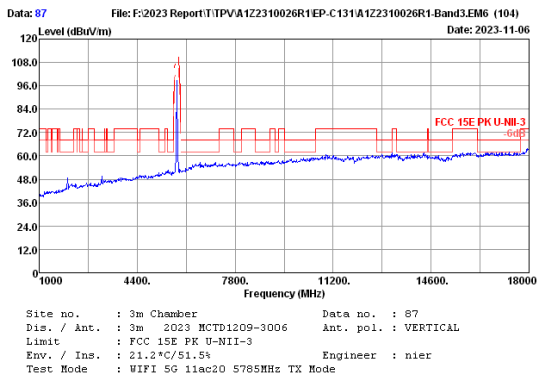
No.	Freq. (MHz)	Ant. Factor (dB/m)	Cable Loss (dB)	Reading (dBuV)	Amp factor (dB)	Emission Level (dBuV/m)	Limits (dBuV/m)	Margin (dB)	Remark
1	5745.00	33.58	6.90	86.18	33.55	93.11	54.00	7.40	Peak
2	11490.00	38.59	8.40	33.21	33.60	46.60	74.00	15.81	Average
3	11490.00	38.59	8.40	44.60	33.60	58.19	74.00	15.81	Peak

Remarks: 1. Emission Level= Antenna Factor + Cable Loss + Reading - Amp factor.  
 2. The emission levels that are 20dB below the official limit are not reported.



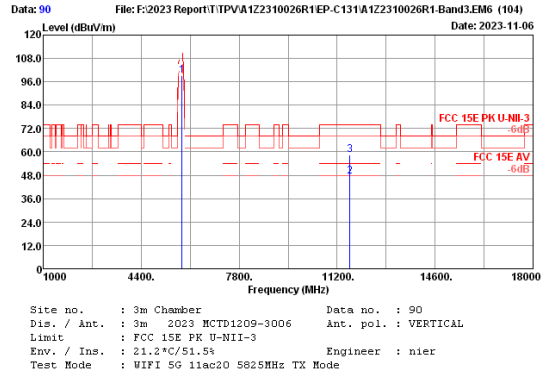
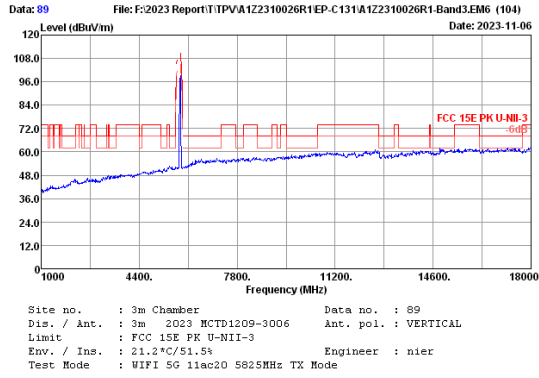
No.	Freq. (MHz)	Ant. Factor (dB/m)	Cable Loss (dB)	Reading (dBuV)	Amp factor (dB)	Emission Level (dBuV/m)	Limits (dBuV/m)	Margin (dB)	Remark
1	5785.00	33.60	6.91	93.94	33.54	100.91	54.00	8.44	Peak
2	11570.00	38.60	8.41	32.17	33.62	45.56	74.00	17.05	Average
3	11570.00	38.60	8.41	43.56	33.62	56.95	74.00	17.05	Peak

Remarks: 1. Emission Level= Antenna Factor + Cable Loss + Reading - Amp factor.  
 2. The emission levels that are 20dB below the official limit are not reported.



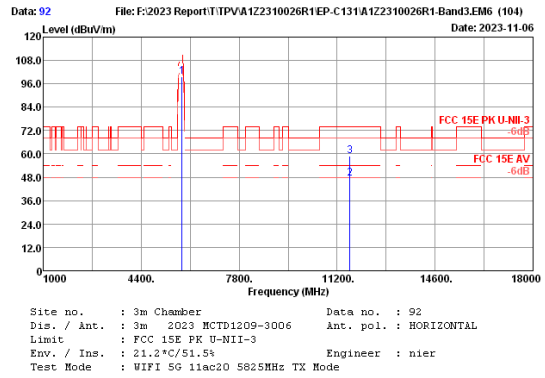
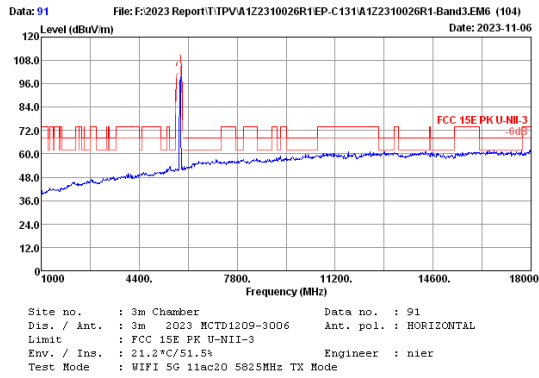
No.	Freq. (MHz)	Ant. Factor (dB/m)	Cable Loss (dB)	Reading (dBuV)	Amp factor (dB)	Emission Level (dBuV/m)	Limits (dBuV/m)	Margin (dB)	Remark
1	5785.00	33.60	6.91	91.78	33.54	98.75	54.00	8.51	Peak
2	11570.00	38.60	8.41	32.10	33.62	45.49	74.00	16.70	Average
3	11570.00	38.60	8.41	43.91	33.62	57.30	74.00	16.70	Peak

Remarks: 1. Emission Level= Antenna Factor + Cable Loss + Reading - Amp factor.  
 2. The emission levels that are 20dB below the official limit are not reported.



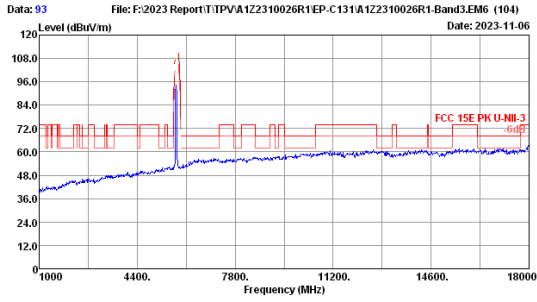
No.	Freq. (MHz)	Ant. Factor (dB/m)	Cable Loss (dB)	Reading (dBuV)	Amp factor (dB)	Emission Level (dBuV/m)	Limits (dBuV/m)	Margin (dB)	Remark
1	5825.00	33.60	6.93	92.27	33.54	99.26	54.00	6.58	Peak
2	11650.00	38.55	8.43	34.07	33.63	47.42	54.00	6.58	Average
3	11650.00	38.55	8.43	45.04	33.63	58.39	74.00	15.61	Peak

Remarks: 1. Emission Level= Antenna Factor + Cable Loss + Reading - Amp factor.  
 2. The emission levels that are 20dB below the official limit are not reported.

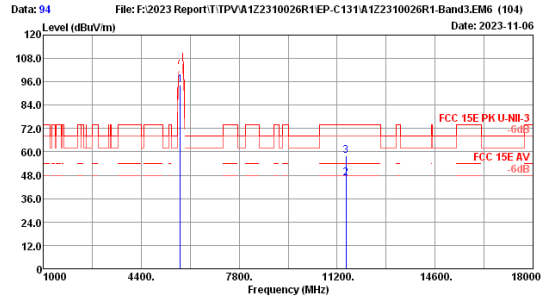


No.	Freq. (MHz)	Ant. Factor (dB/m)	Cable Loss (dB)	Reading (dBuV)	Amp factor (dB)	Emission Level (dBuV/m)	Limits (dBuV/m)	Margin (dB)	Remark
1	5825.00	33.60	6.93	92.71	33.54	99.70	54.00	6.60	Peak
2	11650.00	38.55	8.43	34.05	33.63	47.40	54.00	6.60	Average
3	11650.00	38.55	8.43	45.71	33.63	59.06	74.00	14.94	Peak

Remarks: 1. Emission Level= Antenna Factor + Cable Loss + Reading - Amp factor.  
 2. The emission levels that are 20dB below the official limit are not reported.



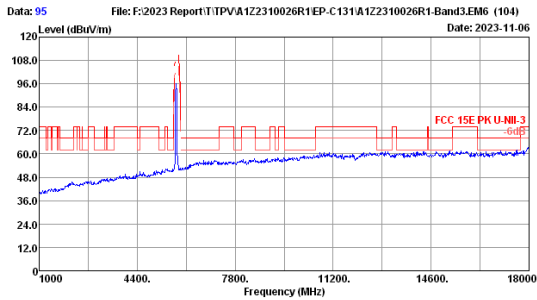
Site no. : 3m Chamber Data no. : 93  
 Dis. / Ant. : 3m 2023 MCTD1209-3006 Ant. pol. : HORIZONTAL  
 Limit : FCC 15E PK U-NII-3  
 Env. / Ins. : 21.2°C/51.5% Engineer : nier  
 Test Mode : WIFI 5G 11ac40 5755MHz TX Mode



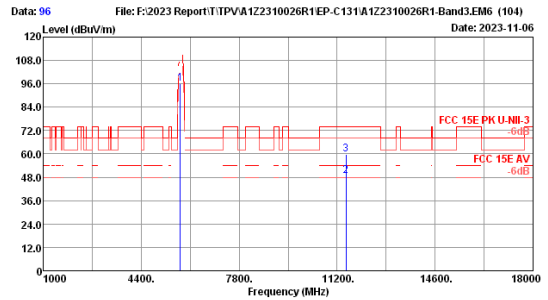
Site no. : 3m Chamber Data no. : 94  
 Dis. / Ant. : 3m 2023 MCTD1209-3006 Ant. pol. : HORIZONTAL  
 Limit : FCC 15E PK U-NII-3  
 Env. / Ins. : 21.2°C/51.5% Engineer : nier  
 Test Mode : WIFI 5G 11ac40 5755MHz TX Mode

No.	Freq. (MHz)	Ant. Factor (dB/m)	Cable Loss (dB)	Reading factor (dBuV)	Amp factor (dB)	Emission Level (dBuV/m)	Limits (dBuV/m)	Margin (dB)	Remark
1	5755.00	33.60	6.90	87.52	33.55	94.47	54.00	7.56	Peak
2	11510.00	38.60	8.40	33.04	33.60	46.44	74.00	16.17	Average
3	11510.00	38.60	8.40	44.43	33.60	57.83	74.00	16.17	Peak

Remarks: 1. Emission Level= Antenna Factor + Cable Loss + Reading - Amp factor.  
 2. The emission levels that are 20dB below the official limit are not reported.



Site no. : 3m Chamber Data no. : 95  
 Dis. / Ant. : 3m 2023 MCTD1209-3006 Ant. pol. : VERTICAL  
 Limit : FCC 15E PK U-NII-3  
 Env. / Ins. : 21.2°C/51.5% Engineer : nier  
 Test Mode : WIFI 5G 11ac40 5755MHz TX Mode

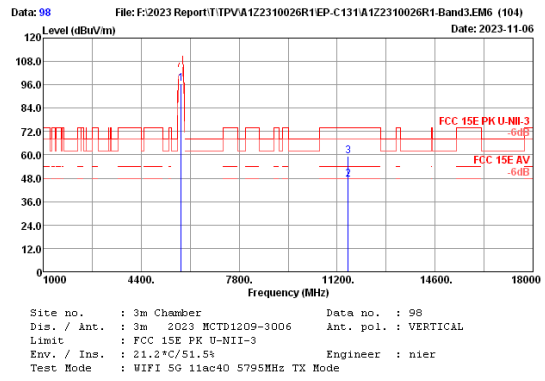
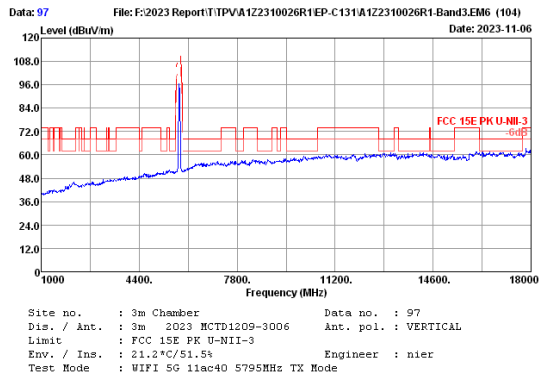


Site no. : 3m Chamber Data no. : 96  
 Dis. / Ant. : 3m 2023 MCTD1209-3006 Ant. pol. : VERTICAL  
 Limit : FCC 15E PK U-NII-3  
 Env. / Ins. : 21.2°C/51.5% Engineer : nier  
 Test Mode : WIFI 5G 11ac40 5755MHz TX Mode

No.	Freq. (MHz)	Ant. Factor (dB/m)	Cable Loss (dB)	Reading factor (dBuV)	Amp factor (dB)	Emission Level (dBuV/m)	Limits (dBuV/m)	Margin (dB)	Remark
1	5755.00	33.60	6.90	89.06	33.55	96.01	54.00	5.47	Peak
2	11510.00	38.60	8.40	35.13	33.60	48.53	74.00	14.43	Average
3	11510.00	38.60	8.40	46.17	33.60	59.57	74.00	14.43	Peak

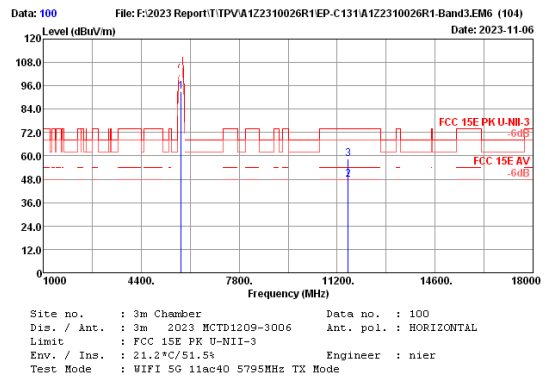
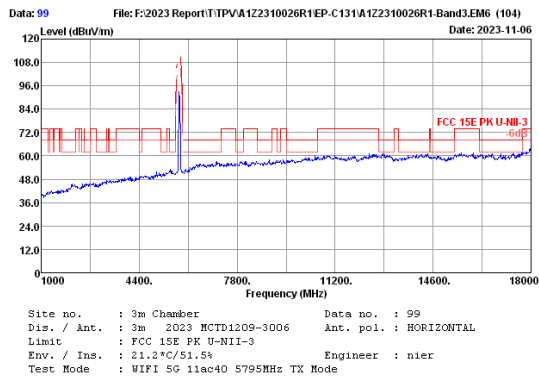
Remarks: 1. Emission Level= Antenna Factor + Cable Loss + Reading - Amp factor.  
 2. The emission levels that are 20dB below the official limit are not reported.

FCC ID: APYBSC0004



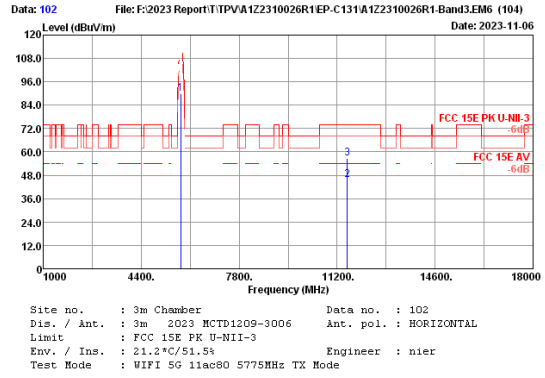
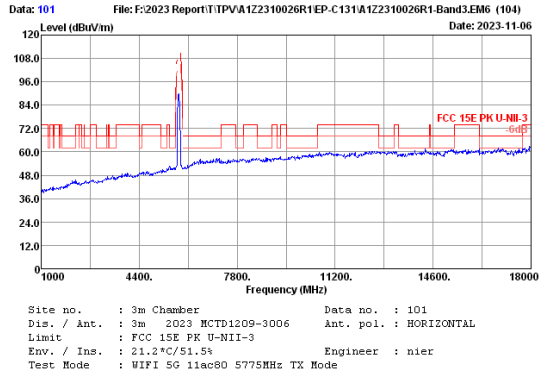
No.	Freq. (MHz)	Ant. Factor (dB/m)	Cable Loss (dB)	Reading (dBuV)	Amp factor (dB)	Emission Level (dBuV/m)	Limits (dBuV/m)	Margin (dB)	Remark
1	5795.00	33.60	6.92	89.60	33.54	96.58	54.00	6.43	Peak
2	11590.00	38.60	8.42	34.17	33.62	47.57	74.00	14.69	Average
3	11590.00	38.60	8.42	45.91	33.62	59.31	74.00	14.69	Peak

Remarks: 1. Emission Level= Antenna Factor + Cable Loss + Reading - Amp factor.  
 2. The emission levels that are 20dB below the official limit are not reported.



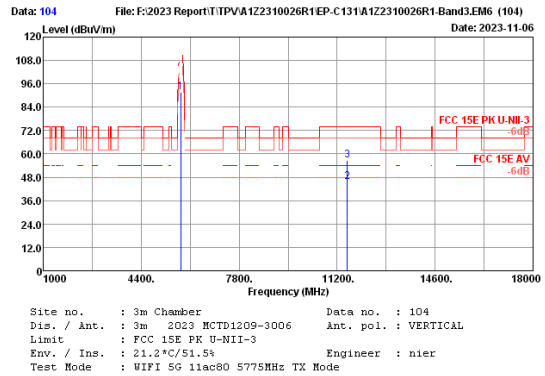
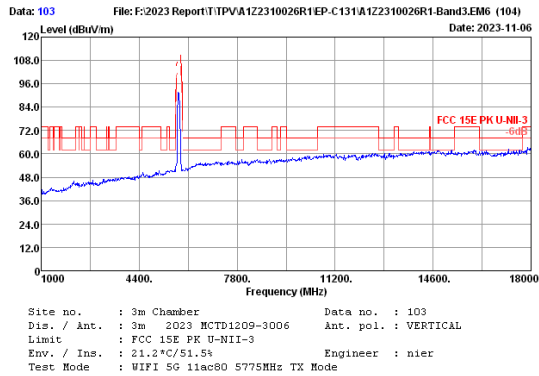
No.	Freq. (MHz)	Ant. Factor (dB/m)	Cable Loss (dB)	Reading (dBuV)	Amp factor (dB)	Emission Level (dBuV/m)	Limits (dBuV/m)	Margin (dB)	Remark
1	5795.00	33.60	6.92	85.81	33.54	92.79	54.00	6.37	Peak
2	11590.00	38.60	8.42	34.23	33.62	47.63	74.00	15.49	Average
3	11590.00	38.60	8.42	45.11	33.62	58.51	74.00	15.49	Peak

Remarks: 1. Emission Level= Antenna Factor + Cable Loss + Reading - Amp factor.  
 2. The emission levels that are 20dB below the official limit are not reported.



No.	Freq. (MHz)	Ant. Factor (dB/m)	Cable Loss (dB)	Reading (dBuV)	Amp factor (dB)	Emission Level (dBuV/m)	Limits (dBuV/m)	Margin (dB)	Remark
1	5775.00	33.60	6.91	82.77	33.55	89.73	54.00	8.43	Peak
2	11550.00	38.60	8.41	32.17	33.61	45.57	74.00	17.31	Average
3	11550.00	38.60	8.41	43.29	33.61	56.69	74.00	17.31	Peak

Remarks: 1. Emission Level= Antenna Factor + Cable Loss + Reading - Amp factor.  
 2. The emission levels that are 20dB below the official limit are not reported.



No.	Freq. (MHz)	Ant. Factor (dB/m)	Cable Loss (dB)	Reading (dBuV)	Amp factor (dB)	Emission Level (dBuV/m)	Limits (dBuV/m)	Margin (dB)	Remark
1	5775.00	33.60	6.91	84.53	33.55	91.49	54.00	8.54	Peak
2	11550.00	38.60	8.41	32.06	33.61	45.46	74.00	17.11	Average
3	11550.00	38.60	8.41	43.49	33.61	56.89	74.00	17.11	Peak

Remarks: 1. Emission Level= Antenna Factor + Cable Loss + Reading - Amp factor.  
 2. The emission levels that are 20dB below the official limit are not reported.



## 5. Band Edge Compliance Test

### 5.1. Test Equipments

Item	Equipment	Manufacturer	Model No.	Serial No.	Last Cal.	Cal. Interval
1.	3mChamber(Svswr)	AUDIX	N/A	N/A	Aug.09,22	5 Year
2.	3mChamber(SE)	AUDIX	N/A	N/A	Sep.16,22	5 Year
3.	Signal Analyzer	Rohde & Schwarz	FSV30	104050	Apr.01,23	1 Year
4.	Amplifier	Agilent	83017A	MY53270084	Sep.20,23	1 Year
5.	RF Cable	EMCI	EMC104-SM-SM-15000	190407	Jun.25,23	1 Year
6.	Test Software	AUDIX	e3	6.100913a	N/A	N/A
7.	Horn Antenna	ETC	MCTD 1209	DRH15F03006	Aug.23,23	1 Year

Note: N/A means Not applicable.

### 5.2. Limit

For transmitters operating in the band 5150-5250 MHz, all emissions outside the band 5150-5350 MHz shall not exceed -27 dBm/MHz e.i.r.p.

For devices with both operating frequencies and channel bandwidths contained within the band 5250-5350 MHz,

All emissions outside the band 5150-5350 MHz shall not exceed -27 dBm/MHz e.i.r.p.

For transmitters operating in the band 5470-5725MHz, Emissions outside the band 5470-5725 MHz shall not exceed -27 dBm/MHz e.i.r.p.

For transmitters operating in the 5.725-5.85 GHz band:

All emissions shall be limited to a level of -27 dBm/MHz at 75 MHz or more above or below the band edge increasing linearly to 10 dBm/MHz at 25 MHz above or below the band edge, and from 25 MHz above or below the band edge increasing linearly to a level of 15.6 dBm/MHz at 5 MHz above or below the band edge, and from 5 MHz above or below the band edge increasing linearly to a level of 27 dBm/MHz at the band edge.

### 5.3. Test Procedure

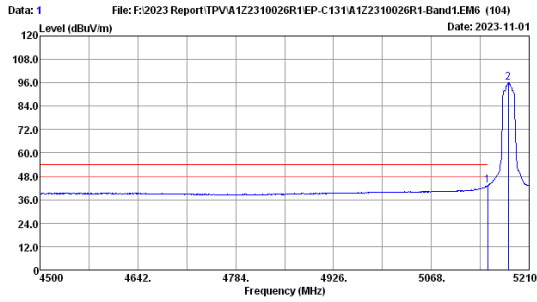
Use the test method described in ANSI C63.10 clause 6.10:

- The EUT is placed on a turntable, which is 0.8m above the ground plane and worked at highest radiated power.
- The turntable was rotated for 360 degrees to determine the position of maximum emission level.
- EUT is set 3m away from the receiving antenna, which is varied from 1m to 4m to find out the highest emission.
- Set the spectrum analyzer in the following setting in order to capture the lower and upper band-edges of the emission:
  - PEAK: RBW=1MHz; VBW=3MHz; Sweep=AUTO
  - AVERAGE: RBW=1MHz; VBW=10Hz; Sweep=AUTO
- Per KDB789033 clause H 2)d).if the test distance is 3m, the EIRP(dBm)=E(dBuv/m)-95.2  
Get the final compare with limit.

### 5.4. Test Results

Pass (The testing data was attached in the next pages.)

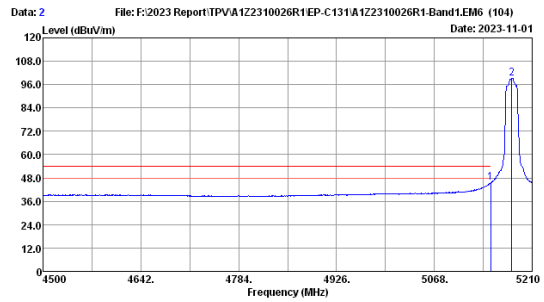
**U-NII-1 Band:**



Site no. : 3m Chamber Data no. : 1  
 Dis. / Ant. : 3m 2023 MCTD1209-3006 Ant. pol. : VERTICAL  
 Limit : FCC 15E AV  
 Env. / Ins. : 23.2°C/52.5% Engineer : nier  
 Test Mode : WIFI 5G 11a 5180MHz TX Mode

No.	Freq. (MHz)	Ant. Factor (dB/m)	Cable Loss (dB)	Amp factor (dB)	Reading Level (dBuV)	Emission Level (dBuV/m)	Limits (dBuV/m)	Margin (dB)	Remark
1	5150.00	32.50	6.66	33.67	37.75	43.24	54.00	10.76	Average
2	5179.47	32.50	6.67	33.66	90.64	96.15	-----	-----	Average

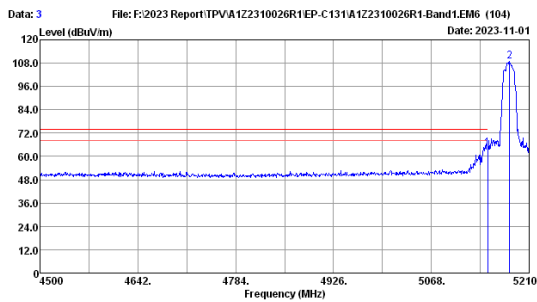
Remarks: 1. Emission Level= Antenna Factor + Cable Loss + Reading -Amp factor.  
 2. The emission levels that are 20dB below the official limit are not reported.



Site no. : 3m Chamber Data no. : 2  
 Dis. / Ant. : 3m 2023 MCTD1209-3006 Ant. pol. : HORIZONTAL  
 Limit : FCC 15E AV  
 Env. / Ins. : 23.2°C/52.5% Engineer : nier  
 Test Mode : WIFI 5G 11a 5180MHz TX Mode

No.	Freq. (MHz)	Ant. Factor (dB/m)	Cable Loss (dB)	Amp factor (dB)	Reading Level (dBuV)	Emission Level (dBuV/m)	Limits (dBuV/m)	Margin (dB)	Remark
1	5150.00	32.50	6.66	33.67	39.98	45.47	54.00	8.53	Average
2	5180.18	32.50	6.67	33.66	93.87	99.38	-----	-----	Average

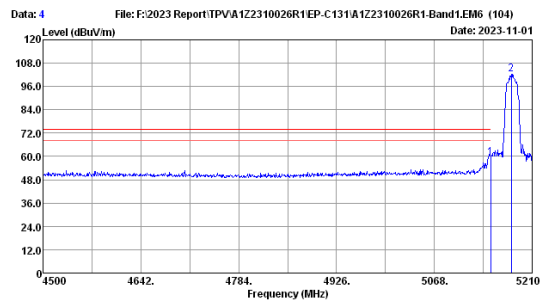
Remarks: 1. Emission Level= Antenna Factor + Cable Loss + Reading -Amp factor.  
 2. The emission levels that are 20dB below the official limit are not reported.



Site no. : 3m Chamber Data no. : 3  
 Dis. / Ant. : 3m 2023 MCTD1209-3006 Ant. pol. : HORIZONTAL  
 Limit : FCC 15E PK U-NII-1  
 Env. / Ins. : 23.2°C/52.5% Engineer : nier  
 Test Mode : WIFI 5G 11a 5180MHz TX Mode

No.	Freq. (MHz)	Ant. Factor (dB/m)	Cable Loss (dB)	Amp factor (dB)	Reading Level (dBuV)	Emission Level (dBuV/m)	Limits (dBuV/m)	Margin (dB)	Remark
1	5150.00	32.50	6.66	33.67	58.88	64.37	74.00	9.63	Peak
2	5181.60	32.50	6.67	33.66	103.61	109.12	-----	-----	Peak

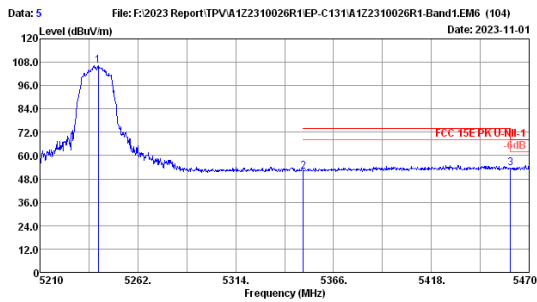
Remarks: 1. Emission Level= Antenna Factor + Cable Loss + Reading -Amp factor.  
 2. The emission levels that are 20dB below the official limit are not reported.



Site no. : 3m Chamber Data no. : 4  
 Dis. / Ant. : 3m 2023 MCTD1209-3006 Ant. pol. : VERTICAL  
 Limit : FCC 15E PK U-NII-1  
 Env. / Ins. : 23.2°C/52.5% Engineer : nier  
 Test Mode : WIFI 5G 11a 5180MHz TX Mode

No.	Freq. (MHz)	Ant. Factor (dB/m)	Cable Loss (dB)	Amp factor (dB)	Reading Level (dBuV)	Emission Level (dBuV/m)	Limits (dBuV/m)	Margin (dB)	Remark
1	5150.00	32.50	6.66	33.67	53.82	59.31	74.00	14.69	Peak
2	5179.47	32.50	6.67	33.66	96.69	102.20	-----	-----	Peak

Remarks: 1. Emission Level= Antenna Factor + Cable Loss + Reading -Amp factor.  
 2. The emission levels that are 20dB below the official limit are not reported.

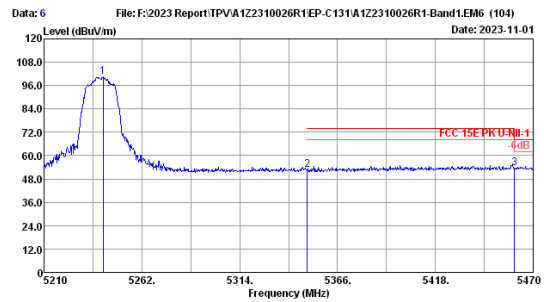


File: F:\2023 Report\TPVA\122310026R1EP-C\131A\122310026R1-Band1.EM6 (104)  
 Date: 2023-11-01

Site no. : 3m Chamber Data no. : 5  
 Dis. / Ant. : 3m 2023 MCTD1209-3006 Ant. pol. : HORIZONTAL  
 Limit : FCC 15E PK U-NII-1  
 Env. / Ins. : 23.2°C/52.5% Engineer : nier  
 Test Mode : WIFI 5G 11a 5240MHz TX Mode

No.	Freq. (MHz)	Ant. Factor (dB/m)	Cable Loss (dB)	Amp Factor (dB)	Emission Reading (dBuV)	Emission Level (dBuV/m)	Limits (dBuV/m)	Margin (dB)	Remark
1	5240.94	32.66	6.70	33.65	100.45	106.16	74.00	21.98	Peak
2	5350.00	33.30	6.74	33.63	45.61	52.02	54.00	13.38	Average
3	5460.00	34.02	6.78	33.61	46.60	53.79	54.00	12.27	Average

Remarks: 1. Emission Level= Antenna Factor + Cable Loss + Reading -amp factor.  
 2. The emission levels that are 20dB below the official limit are not reported.

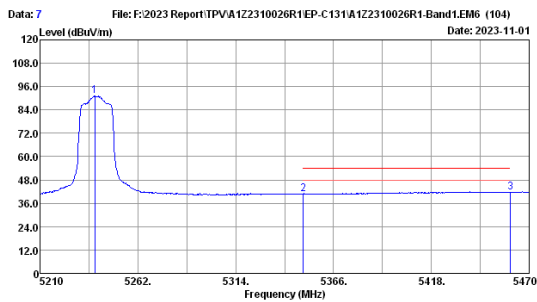


File: F:\2023 Report\TPVA\122310026R1EP-C\131A\122310026R1-Band1.EM6 (104)  
 Date: 2023-11-01

Site no. : 3m Chamber Data no. : 6  
 Dis. / Ant. : 3m 2023 MCTD1209-3006 Ant. pol. : VERTICAL  
 Limit : FCC 15E PK U-NII-1  
 Env. / Ins. : 23.2°C/52.5% Engineer : nier  
 Test Mode : WIFI 5G 11a 5240MHz TX Mode

No.	Freq. (MHz)	Ant. Factor (dB/m)	Cable Loss (dB)	Amp Factor (dB)	Emission Reading (dBuV)	Emission Level (dBuV/m)	Limits (dBuV/m)	Margin (dB)	Remark
1	5241.46	32.67	6.70	33.65	94.66	100.38	74.00	21.47	Peak
2	5350.00	33.30	6.74	33.63	46.12	52.53	54.00	13.25	Average
3	5460.00	34.02	6.78	33.61	46.22	53.41	54.00	12.39	Average

Remarks: 1. Emission Level= Antenna Factor + Cable Loss + Reading -amp factor.  
 2. The emission levels that are 20dB below the official limit are not reported.

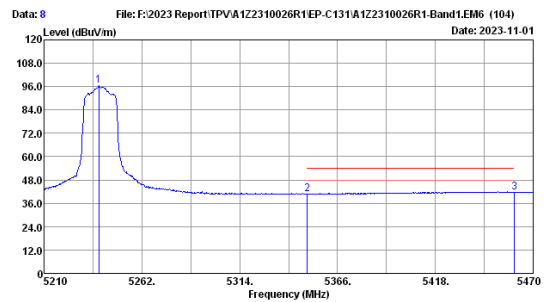


File: F:\2023 Report\TPVA\122310026R1EP-C\131A\122310026R1-Band1.EM6 (104)  
 Date: 2023-11-01

Site no. : 3m Chamber Data no. : 7  
 Dis. / Ant. : 3m 2023 MCTD1209-3006 Ant. pol. : VERTICAL  
 Limit : FCC 15E AV  
 Env. / Ins. : 23.2°C/52.5% Engineer : nier  
 Test Mode : WIFI 5G 11a 5240MHz TX Mode

No.	Freq. (MHz)	Ant. Factor (dB/m)	Cable Loss (dB)	Amp Factor (dB)	Emission Reading (dBuV)	Emission Level (dBuV/m)	Limits (dBuV/m)	Margin (dB)	Remark
1	5239.12	32.66	6.70	33.65	85.72	91.43	54.00	13.38	Average
2	5350.00	33.30	6.74	33.63	34.21	40.62	54.00	13.38	Average
3	5460.00	34.02	6.78	33.61	34.54	41.73	54.00	12.27	Average

Remarks: 1. Emission Level= Antenna Factor + Cable Loss + Reading -amp factor.  
 2. The emission levels that are 20dB below the official limit are not reported.

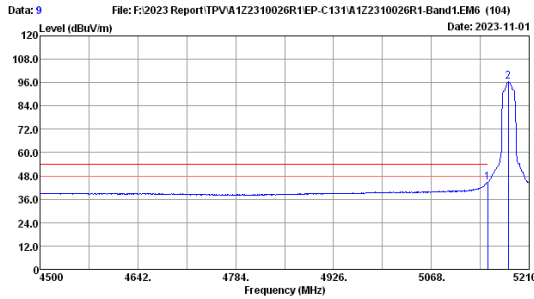


File: F:\2023 Report\TPVA\122310026R1EP-C\131A\122310026R1-Band1.EM6 (104)  
 Date: 2023-11-01

Site no. : 3m Chamber Data no. : 8  
 Dis. / Ant. : 3m 2023 MCTD1209-3006 Ant. pol. : HORIZONTAL  
 Limit : FCC 15E AV  
 Env. / Ins. : 23.2°C/52.5% Engineer : nier  
 Test Mode : WIFI 5G 11a 5240MHz TX Mode

No.	Freq. (MHz)	Ant. Factor (dB/m)	Cable Loss (dB)	Amp Factor (dB)	Emission Reading (dBuV)	Emission Level (dBuV/m)	Limits (dBuV/m)	Margin (dB)	Remark
1	5239.12	32.66	6.70	33.65	90.64	96.35	54.00	13.25	Average
2	5350.00	33.30	6.74	33.63	34.34	40.75	54.00	13.25	Average
3	5460.00	34.02	6.78	33.61	34.42	41.61	54.00	12.39	Average

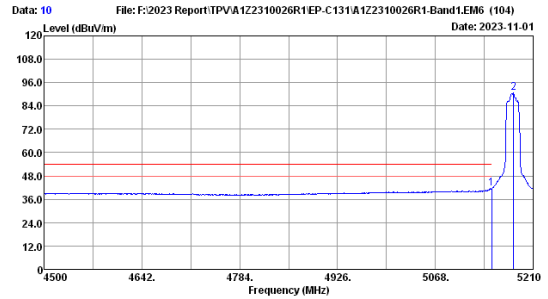
Remarks: 1. Emission Level= Antenna Factor + Cable Loss + Reading -amp factor.  
 2. The emission levels that are 20dB below the official limit are not reported.



Site no. : 3m Chamber Data no. : 9  
 Dis. / Ant. : 3m 2023 MCTD1209-3006 Ant. pol. : HORIZONTAL  
 Limit : FCC 15E AV  
 Env. / Ins. : 23.2°C/52.5% Engineer : nier  
 Test Mode : WIFI 5G 11n20 5180MHz TX Mode

No.	Freq. (MHz)	Ant. Factor (dB/m)	Cable Loss (dB)	Amp Factor (dB)	Emission Reading (dBuV)	Emission Level (dBuV/m)	Limits (dBuV/m)	Margin (dB)	Remark
1	5150.00	32.50	6.66	33.67	39.45	44.94	54.00	9.06	Average
2	5179.47	32.50	6.67	33.66	90.98	96.49	-----	-----	Average

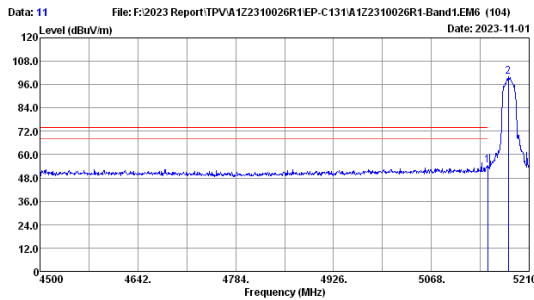
Remarks: 1. Emission Level= Antenna Factor + Cable Loss + Reading -Amp factor;  
 2. The emission levels that are 20dB below the official limit are not reported.



Site no. : 3m Chamber Data no. : 10  
 Dis. / Ant. : 3m 2023 MCTD1209-3006 Ant. pol. : VERTICAL  
 Limit : FCC 15E AV  
 Env. / Ins. : 23.2°C/52.5% Engineer : nier  
 Test Mode : WIFI 5G 11n20 5180MHz TX Mode

No.	Freq. (MHz)	Ant. Factor (dB/m)	Cable Loss (dB)	Amp Factor (dB)	Emission Reading (dBuV)	Emission Level (dBuV/m)	Limits (dBuV/m)	Margin (dB)	Remark
1	5150.00	32.50	6.66	33.67	36.01	41.50	54.00	12.50	Average
2	5181.60	32.50	6.67	33.66	85.26	90.77	-----	-----	Average

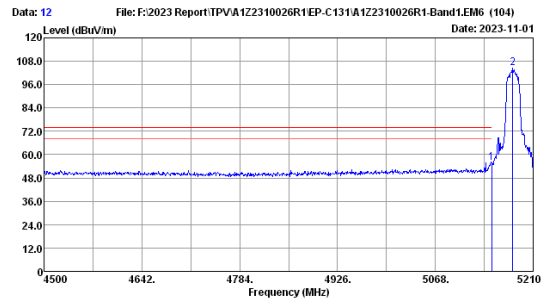
Remarks: 1. Emission Level= Antenna Factor + Cable Loss + Reading -Amp factor;  
 2. The emission levels that are 20dB below the official limit are not reported.



Site no. : 3m Chamber Data no. : 11  
 Dis. / Ant. : 3m 2023 MCTD1209-3006 Ant. pol. : VERTICAL  
 Limit : FCC 15E PK U-NII-1  
 Env. / Ins. : 23.2°C/52.5% Engineer : nier  
 Test Mode : WIFI 5G 11n20 5180MHz TX Mode

No.	Freq. (MHz)	Ant. Factor (dB/m)	Cable Loss (dB)	Amp Factor (dB)	Emission Reading (dBuV)	Emission Level (dBuV/m)	Limits (dBuV/m)	Margin (dB)	Remark
1	5150.00	32.50	6.66	33.67	49.11	54.60	74.00	19.40	Peak
2	5179.47	32.50	6.67	33.66	94.67	100.18	-----	-----	Peak

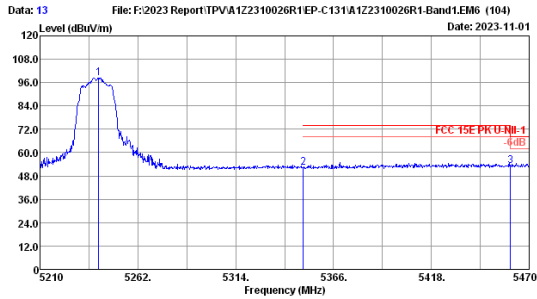
Remarks: 1. Emission Level= Antenna Factor + Cable Loss + Reading -Amp factor;  
 2. The emission levels that are 20dB below the official limit are not reported.



Site no. : 3m Chamber Data no. : 12  
 Dis. / Ant. : 3m 2023 MCTD1209-3006 Ant. pol. : HORIZONTAL  
 Limit : FCC 15E PK U-NII-1  
 Env. / Ins. : 23.2°C/52.5% Engineer : nier  
 Test Mode : WIFI 5G 11n20 5180MHz TX Mode

No.	Freq. (MHz)	Ant. Factor (dB/m)	Cable Loss (dB)	Amp Factor (dB)	Emission Reading (dBuV)	Emission Level (dBuV/m)	Limits (dBuV/m)	Margin (dB)	Remark
1	5150.00	32.50	6.66	33.67	50.38	55.87	74.00	18.13	Peak
2	5180.18	32.50	6.67	33.66	98.79	104.30	-----	-----	Peak

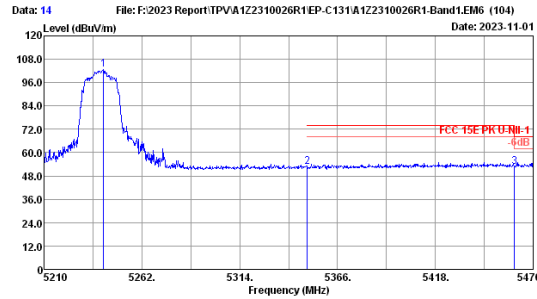
Remarks: 1. Emission Level= Antenna Factor + Cable Loss + Reading -Amp factor;  
 2. The emission levels that are 20dB below the official limit are not reported.



File: F:\2023 Report\TPVA\122310026R1EP-C\131A\122310026R1-Band1.EM6 (104)  
 Date: 2023-11-01  
 Site no. : 3m Chamber Data no. : 13  
 Dis. / Ant. : 3m 2023 MCTD1209-3006 Ant. pol. : VERTICAL  
 Limit : FCC 15E PK U-NII-1  
 Env. / Ins. : 23.2°C/52.5% Engineer : nier  
 Test Mode : WIFI 5G 11n20 5240MHz TX Mode

No.	Freq. (MHz)	Ant. Factor (dB/m)	Cable Loss (dB)	Amp factor (dB)	Emission Reading (dBuV)	Emission Level (dBuV/m)	Limits (dBuV/m)	Margin (dB)	Remark
1	5241.20	32.66	6.70	33.65	92.74	98.45	74.00	24.45	Peak
2	5350.00	33.30	6.74	33.63	45.82	52.23	54.00	1.77	Peak
3	5460.00	34.02	6.78	33.61	45.81	53.00	54.00	1.00	Peak

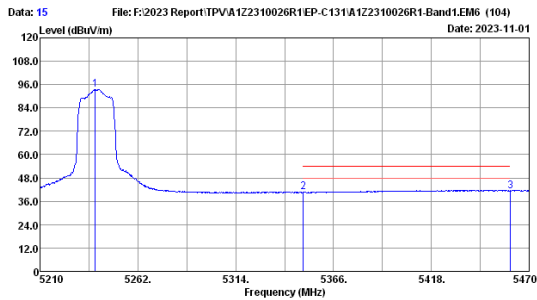
Remarks: 1. Emission Level= Antenna Factor + Cable Loss + Reading - Amp factor.  
 2. The emission levels that are 20dB below the official limit are not reported.



File: F:\2023 Report\TPVA\122310026R1EP-C\131A\122310026R1-Band1.EM6 (104)  
 Date: 2023-11-01  
 Site no. : 3m Chamber Data no. : 14  
 Dis. / Ant. : 3m 2023 MCTD1209-3006 Ant. pol. : HORIZONTAL  
 Limit : FCC 15E PK U-NII-1  
 Env. / Ins. : 23.2°C/52.5% Engineer : nier  
 Test Mode : WIFI 5G 11n20 5240MHz TX Mode

No.	Freq. (MHz)	Ant. Factor (dB/m)	Cable Loss (dB)	Amp factor (dB)	Emission Reading (dBuV)	Emission Level (dBuV/m)	Limits (dBuV/m)	Margin (dB)	Remark
1	5241.72	32.67	6.70	33.65	97.09	102.81	74.00	28.81	Peak
2	5350.00	33.30	6.74	33.63	46.46	52.67	54.00	1.33	Peak
3	5460.00	34.02	6.78	33.61	45.43	52.62	54.00	1.38	Peak

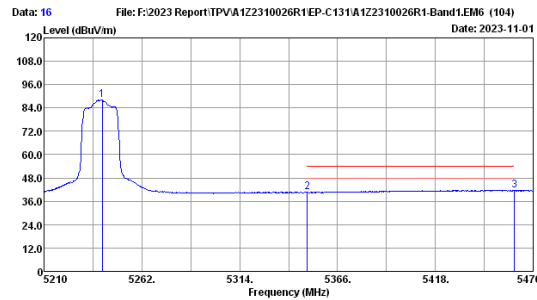
Remarks: 1. Emission Level= Antenna Factor + Cable Loss + Reading - Amp factor.  
 2. The emission levels that are 20dB below the official limit are not reported.



File: F:\2023 Report\TPVA\122310026R1EP-C\131A\122310026R1-Band1.EM6 (104)  
 Date: 2023-11-01  
 Site no. : 3m Chamber Data no. : 15  
 Dis. / Ant. : 3m 2023 MCTD1209-3006 Ant. pol. : HORIZONTAL  
 Limit : FCC 15E AV  
 Env. / Ins. : 23.2°C/52.5% Engineer : nier  
 Test Mode : WIFI 5G 11n20 5240MHz TX Mode

No.	Freq. (MHz)	Ant. Factor (dB/m)	Cable Loss (dB)	Amp factor (dB)	Emission Reading (dBuV)	Emission Level (dBuV/m)	Limits (dBuV/m)	Margin (dB)	Remark
1	5239.38	32.66	6.70	33.65	87.83	93.54	54.00	39.54	Average
2	5350.00	33.30	6.74	33.63	34.13	40.54	54.00	13.46	Average
3	5460.00	34.02	6.78	33.61	34.20	41.39	54.00	12.61	Average

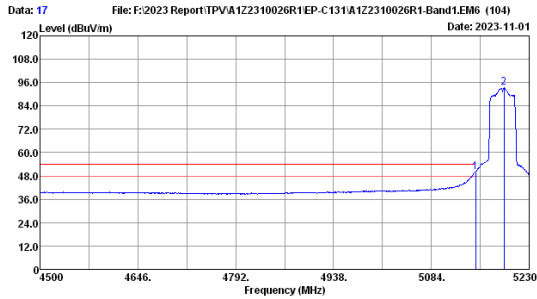
Remarks: 1. Emission Level= Antenna Factor + Cable Loss + Reading - Amp factor.  
 2. The emission levels that are 20dB below the official limit are not reported.



File: F:\2023 Report\TPVA\122310026R1EP-C\131A\122310026R1-Band1.EM6 (104)  
 Date: 2023-11-01  
 Site no. : 3m Chamber Data no. : 16  
 Dis. / Ant. : 3m 2023 MCTD1209-3006 Ant. pol. : VERTICAL  
 Limit : FCC 15E AV  
 Env. / Ins. : 23.2°C/52.5% Engineer : nier  
 Test Mode : WIFI 5G 11n20 5240MHz TX Mode

No.	Freq. (MHz)	Ant. Factor (dB/m)	Cable Loss (dB)	Amp factor (dB)	Emission Reading (dBuV)	Emission Level (dBuV/m)	Limits (dBuV/m)	Margin (dB)	Remark
1	5240.94	32.66	6.70	33.65	82.46	88.17	54.00	34.17	Average
2	5350.00	33.30	6.74	33.63	34.14	40.55	54.00	13.45	Average
3	5460.00	34.02	6.78	33.61	34.28	41.47	54.00	12.53	Average

Remarks: 1. Emission Level= Antenna Factor + Cable Loss + Reading - Amp factor.  
 2. The emission levels that are 20dB below the official limit are not reported.

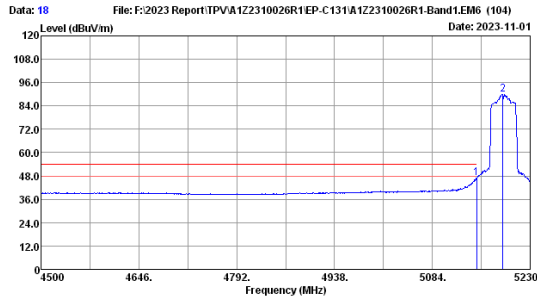


File: F:\2023 Report\TPVA\122310026R1EP-C\131A\122310026R1-Band1.EM6 (104)  
 Date: 2023-11-01

Site no. : 3m Chamber Data no. : 17  
 Dis. / Ant. : 3m 2023 MCTD1209-3006 Ant. pol. : VERTICAL  
 Limit : FCC 15E AV  
 Env. / Ins. : 23.2°C/52.5% Engineer : nier  
 Test Mode : WIFI 5G 11n40 5190MHz TX Mode

No.	Freq. (MHz)	Ant. Factor (dB/m)	Cable Loss (dB)	Amp Factor (dB)	Reading (dBuV)	Emission Level (dBuV/m)	Limits (dBuV/m)	Margin (dB)	Remark
1	5150.00	32.50	6.66	33.67	44.74	50.23	54.00	3.77	Average
2	5189.77	32.50	6.68	33.66	87.83	93.35	-----	-----	Average

Remarks: 1. Emission Level= Antenna Factor + Cable Loss + Reading -Amp factor.  
 2. The emission levels that are 20dB below the official limit are not reported.

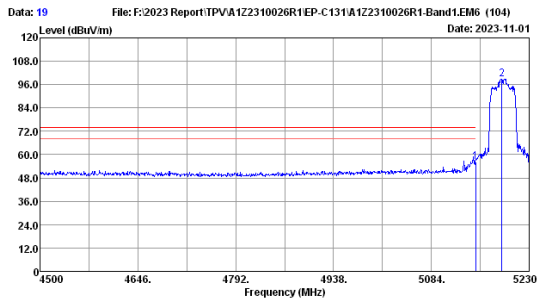


File: F:\2023 Report\TPVA\122310026R1EP-C\131A\122310026R1-Band1.EM6 (104)  
 Date: 2023-11-01

Site no. : 3m Chamber Data no. : 18  
 Dis. / Ant. : 3m 2023 MCTD1209-3006 Ant. pol. : HORIZONTAL  
 Limit : FCC 15E AV  
 Env. / Ins. : 23.2°C/52.5% Engineer : nier  
 Test Mode : WIFI 5G 11n40 5190MHz TX Mode

No.	Freq. (MHz)	Ant. Factor (dB/m)	Cable Loss (dB)	Amp Factor (dB)	Reading (dBuV)	Emission Level (dBuV/m)	Limits (dBuV/m)	Margin (dB)	Remark
1	5150.00	32.50	6.66	33.67	41.64	47.13	54.00	6.87	Average
2	5189.12	32.50	6.68	33.66	84.41	89.93	-----	-----	Average

Remarks: 1. Emission Level= Antenna Factor + Cable Loss + Reading -Amp factor.  
 2. The emission levels that are 20dB below the official limit are not reported.

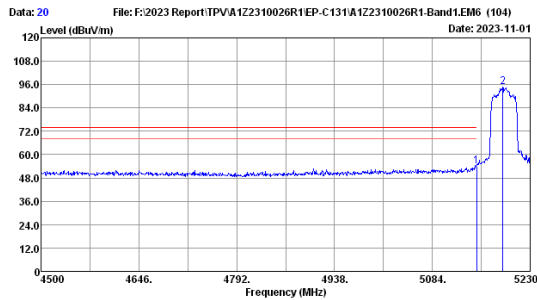


File: F:\2023 Report\TPVA\122310026R1EP-C\131A\122310026R1-Band1.EM6 (104)  
 Date: 2023-11-01

Site no. : 3m Chamber Data no. : 19  
 Dis. / Ant. : 3m 2023 MCTD1209-3006 Ant. pol. : HORIZONTAL  
 Limit : FCC 15E PK U-NII-1  
 Env. / Ins. : 23.2°C/52.5% Engineer : nier  
 Test Mode : WIFI 5G 11n40 5190MHz TX Mode

No.	Freq. (MHz)	Ant. Factor (dB/m)	Cable Loss (dB)	Amp Factor (dB)	Reading (dBuV)	Emission Level (dBuV/m)	Limits (dBuV/m)	Margin (dB)	Remark
1	5150.00	32.50	6.66	33.67	50.70	56.19	74.00	17.81	Peak
2	5189.12	32.50	6.68	33.66	93.43	98.95	-----	-----	Peak

Remarks: 1. Emission Level= Antenna Factor + Cable Loss + Reading -Amp factor.  
 2. The emission levels that are 20dB below the official limit are not reported.

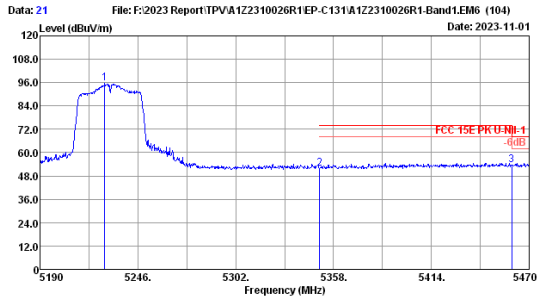


File: F:\2023 Report\TPVA\122310026R1EP-C\131A\122310026R1-Band1.EM6 (104)  
 Date: 2023-11-01

Site no. : 3m Chamber Data no. : 20  
 Dis. / Ant. : 3m 2023 MCTD1209-3006 Ant. pol. : VERTICAL  
 Limit : FCC 15E PK U-NII-1  
 Env. / Ins. : 23.2°C/52.5% Engineer : nier  
 Test Mode : WIFI 5G 11n40 5190MHz TX Mode

No.	Freq. (MHz)	Ant. Factor (dB/m)	Cable Loss (dB)	Amp Factor (dB)	Reading (dBuV)	Emission Level (dBuV/m)	Limits (dBuV/m)	Margin (dB)	Remark
1	5150.00	32.50	6.66	33.67	48.51	54.00	74.00	20.00	Peak
2	5189.12	32.50	6.68	33.66	89.17	94.69	-----	-----	Peak

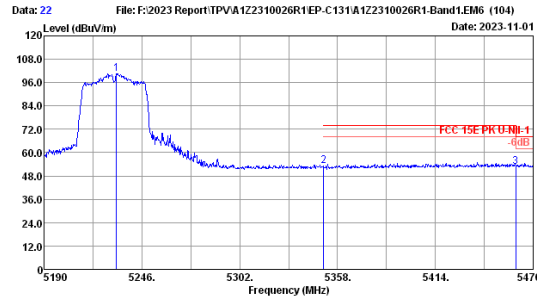
Remarks: 1. Emission Level= Antenna Factor + Cable Loss + Reading -Amp factor.  
 2. The emission levels that are 20dB below the official limit are not reported.



Site no. : 3m Chamber Data no. : 21  
 Dis. / Ant. : 3m 2023 MCTD1209-3006 Ant. pol. : VERTICAL  
 Limit : FCC 15E PK U-NII-1  
 Env. / Ins. : 23.2°C/52.5% Engineer : nier  
 Test Mode : WIFI 5G 11n40 5230MHz TX Mode

No.	Freq. (MHz)	Ant. Factor (dB/m)	Cable Loss (dB)	Amp factor (dB)	Reading Level (dBuV)	Emission Level (dBuV/m)	Limits (dBuV/m)	Margin (dB)	Remark
1	5226.96	32.61	6.69	33.65	89.85	95.50	74.00	21.50	Peak
2	5350.00	33.30	6.74	33.63	45.50	51.91	54.00	12.09	Peak
3	5460.00	34.02	6.78	33.61	46.20	53.39	68.20	14.81	Peak

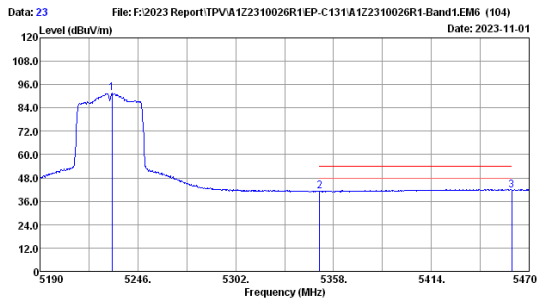
Remarks: 1. Emission Level= Antenna Factor + Cable Loss + Reading -amp factor.  
 2. The emission levels that are 20dB below the official limit are not reported.



Site no. : 3m Chamber Data no. : 22  
 Dis. / Ant. : 3m 2023 MCTD1209-3006 Ant. pol. : HORIZONTAL  
 Limit : FCC 15E PK U-NII-1  
 Env. / Ins. : 23.2°C/52.5% Engineer : nier  
 Test Mode : WIFI 5G 11n40 5230MHz TX Mode

No.	Freq. (MHz)	Ant. Factor (dB/m)	Cable Loss (dB)	Amp factor (dB)	Reading Level (dBuV)	Emission Level (dBuV/m)	Limits (dBuV/m)	Margin (dB)	Remark
1	5231.44	32.63	6.69	33.65	94.97	100.64	74.00	26.64	Peak
2	5350.00	33.30	6.74	33.63	46.75	53.16	54.00	0.84	Peak
3	5460.00	34.02	6.78	33.61	45.71	52.90	68.20	15.30	Peak

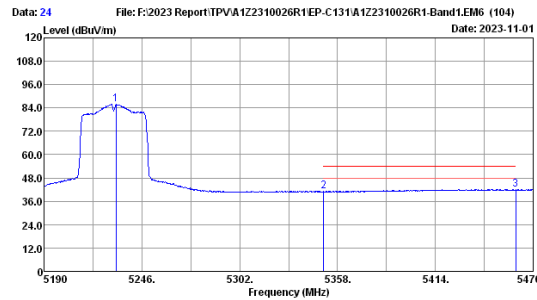
Remarks: 1. Emission Level= Antenna Factor + Cable Loss + Reading -amp factor.  
 2. The emission levels that are 20dB below the official limit are not reported.



Site no. : 3m Chamber Data no. : 23  
 Dis. / Ant. : 3m 2023 MCTD1209-3006 Ant. pol. : HORIZONTAL  
 Limit : FCC 15E AV  
 Env. / Ins. : 23.2°C/52.5% Engineer : nier  
 Test Mode : WIFI 5G 11n40 5230MHz TX Mode

No.	Freq. (MHz)	Ant. Factor (dB/m)	Cable Loss (dB)	Amp factor (dB)	Reading Level (dBuV)	Emission Level (dBuV/m)	Limits (dBuV/m)	Margin (dB)	Remark
1	5231.16	32.62	6.69	33.65	86.00	91.66	54.00	37.66	Average
2	5350.00	33.30	6.74	33.63	34.74	41.15	54.00	12.85	Average
3	5460.00	34.02	6.78	33.61	34.60	41.79	54.00	12.21	Average

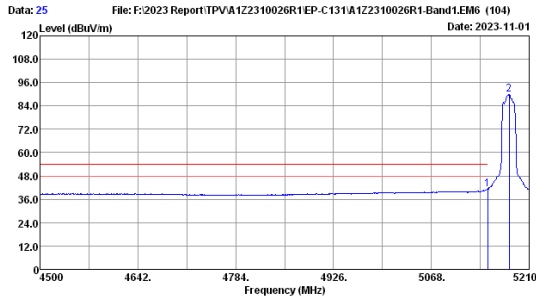
Remarks: 1. Emission Level= Antenna Factor + Cable Loss + Reading -amp factor.  
 2. The emission levels that are 20dB below the official limit are not reported.



Site no. : 3m Chamber Data no. : 24  
 Dis. / Ant. : 3m 2023 MCTD1209-3006 Ant. pol. : VERTICAL  
 Limit : FCC 15E AV  
 Env. / Ins. : 23.2°C/52.5% Engineer : nier  
 Test Mode : WIFI 5G 11n40 5230MHz TX Mode

No.	Freq. (MHz)	Ant. Factor (dB/m)	Cable Loss (dB)	Amp factor (dB)	Reading Level (dBuV)	Emission Level (dBuV/m)	Limits (dBuV/m)	Margin (dB)	Remark
1	5231.16	32.62	6.69	33.65	80.31	85.97	54.00	31.97	Average
2	5350.00	33.30	6.74	33.63	34.71	41.12	54.00	12.88	Average
3	5460.00	34.02	6.78	33.61	34.90	42.09	54.00	11.91	Average

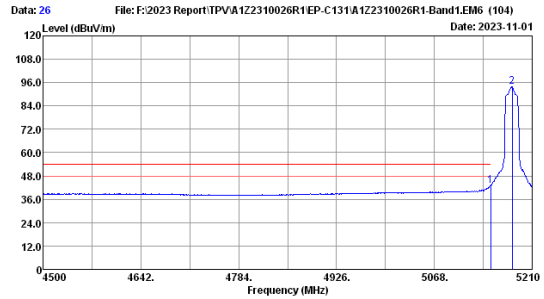
Remarks: 1. Emission Level= Antenna Factor + Cable Loss + Reading -amp factor.  
 2. The emission levels that are 20dB below the official limit are not reported.



Site no. : 3m Chamber Data no. : 25  
 Dis. / Ant. : 3m 2023 MCTD1209-3006 Ant. pol. : VERTICAL  
 Limit : FCC 15E AV  
 Env. / Ins. : 23.2°C/52.5% Engineer : nier  
 Test Mode : WIFI 5G 11ac20 5180MHz TX Mode

No.	Freq. (MHz)	Ant. Factor (dB/m)	Cable Loss (dB)	Amp Factor (dB)	Emission Reading (dBuV)	Emission Level (dBuV/m)	Limits (dBuV/m)	Margin (dB)	Remark
1	5150.00	32.50	6.66	33.67	35.88	41.37	54.00	12.63	Average
2	5180.89	32.50	6.67	33.66	84.28	89.79	-----	-----	Average

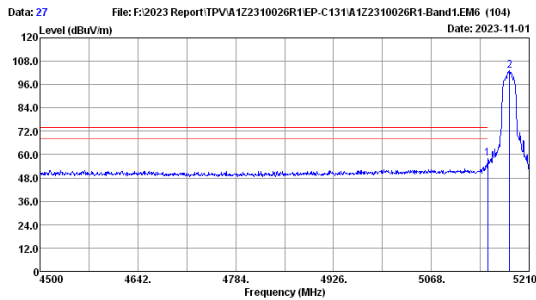
Remarks: 1. Emission Level= Antenna Factor + Cable Loss + Reading -Amp factor.  
 2. The emission levels that are 20dB below the official limit are not reported.



Site no. : 3m Chamber Data no. : 26  
 Dis. / Ant. : 3m 2023 MCTD1209-3006 Ant. pol. : HORIZONTAL  
 Limit : FCC 15E AV  
 Env. / Ins. : 23.2°C/52.5% Engineer : nier  
 Test Mode : WIFI 5G 11ac20 5180MHz TX Mode

No.	Freq. (MHz)	Ant. Factor (dB/m)	Cable Loss (dB)	Amp Factor (dB)	Emission Reading (dBuV)	Emission Level (dBuV/m)	Limits (dBuV/m)	Margin (dB)	Remark
1	5150.00	32.50	6.66	33.67	37.58	45.07	54.00	10.93	Average
2	5180.89	32.50	6.67	33.66	88.26	93.77	-----	-----	Average

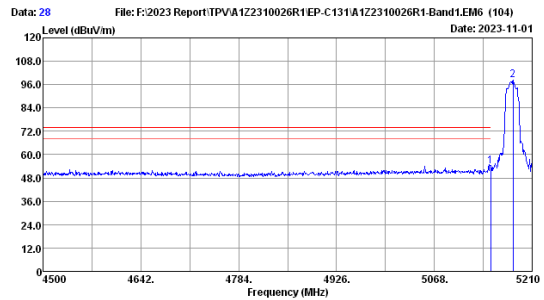
Remarks: 1. Emission Level= Antenna Factor + Cable Loss + Reading -Amp factor.  
 2. The emission levels that are 20dB below the official limit are not reported.



Site no. : 3m Chamber Data no. : 27  
 Dis. / Ant. : 3m 2023 MCTD1209-3006 Ant. pol. : HORIZONTAL  
 Limit : FCC 15E PK U-NII-1  
 Env. / Ins. : 23.2°C/52.5% Engineer : nier  
 Test Mode : WIFI 5G 11ac20 5180MHz TX Mode

No.	Freq. (MHz)	Ant. Factor (dB/m)	Cable Loss (dB)	Amp Factor (dB)	Emission Reading (dBuV)	Emission Level (dBuV/m)	Limits (dBuV/m)	Margin (dB)	Remark
1	5150.00	32.50	6.66	33.67	52.54	58.03	74.00	15.97	Peak
2	5181.60	32.50	6.67	33.66	97.68	103.19	-----	-----	Peak

Remarks: 1. Emission Level= Antenna Factor + Cable Loss + Reading -Amp factor.  
 2. The emission levels that are 20dB below the official limit are not reported.

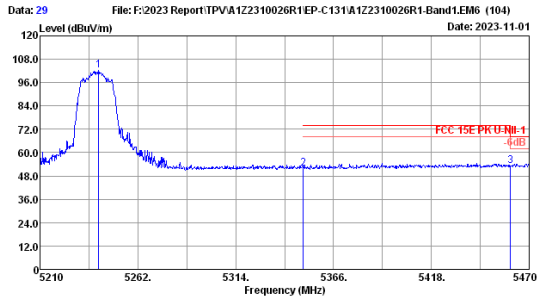


Site no. : 3m Chamber Data no. : 28  
 Dis. / Ant. : 3m 2023 MCTD1209-3006 Ant. pol. : VERTICAL  
 Limit : FCC 15E PK U-NII-1  
 Env. / Ins. : 23.2°C/52.5% Engineer : nier  
 Test Mode : WIFI 5G 11ac20 5180MHz TX Mode

No.	Freq. (MHz)	Ant. Factor (dB/m)	Cable Loss (dB)	Amp Factor (dB)	Emission Reading (dBuV)	Emission Level (dBuV/m)	Limits (dBuV/m)	Margin (dB)	Remark
1	5150.00	32.50	6.66	33.67	48.59	54.08	74.00	19.92	Peak
2	5182.31	32.50	6.67	33.66	92.63	98.14	-----	-----	Peak

Remarks: 1. Emission Level= Antenna Factor + Cable Loss + Reading -Amp factor.  
 2. The emission levels that are 20dB below the official limit are not reported.

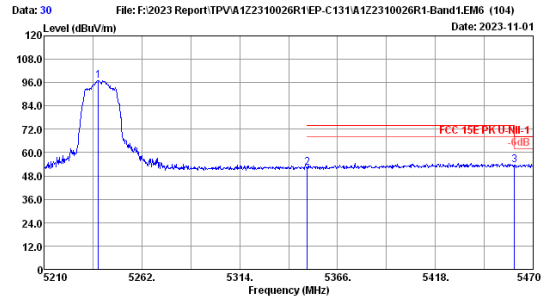




Site no. : 3m Chamber Data no. : 29  
 Dis. / Ant. : 3m 2023 MCTD1209-3006 Ant. pol. : HORIZONTAL  
 Limit : FCC 15E PK U-NII-1  
 Env. / Ins. : 23.2°C/52.5% Engineer : nier  
 Test Mode : WIFI 5G 11ac20 5240MHz TX Mode

No.	Freq. (MHz)	Ant. Factor (dB/m)	Cable Loss (dB)	Amp Factor (dB)	Emission Reading (dBuV)	Emission Level (dBuV/m)	Limits (dBuV/m)	Margin (dB)	Remark
1	5241.20	32.66	6.70	33.65	96.45	102.16	74.00	28.16	Peak
2	5350.00	33.30	6.74	33.63	45.26	51.67	54.00	2.33	Peak
3	5460.00	34.02	6.78	33.61	45.73	52.92	54.00	1.08	Peak

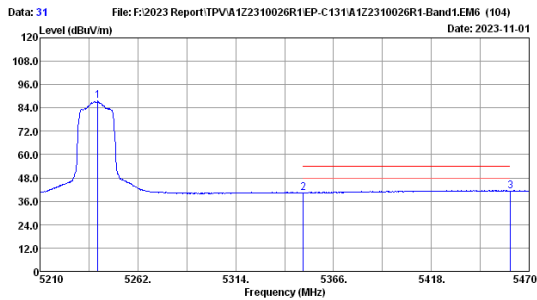
Remarks: 1. Emission Level= Antenna Factor + Cable Loss + Reading -amp factor.  
 2. The emission levels that are 20dB below the official limit are not reported.



Site no. : 3m Chamber Data no. : 30  
 Dis. / Ant. : 3m 2023 MCTD1209-3006 Ant. pol. : VERTICAL  
 Limit : FCC 15E PK U-NII-1  
 Env. / Ins. : 23.2°C/52.5% Engineer : nier  
 Test Mode : WIFI 5G 11ac20 5240MHz TX Mode

No.	Freq. (MHz)	Ant. Factor (dB/m)	Cable Loss (dB)	Amp Factor (dB)	Emission Reading (dBuV)	Emission Level (dBuV/m)	Limits (dBuV/m)	Margin (dB)	Remark
1	5238.86	32.66	6.70	33.65	91.47	97.18	74.00	23.18	Peak
2	5350.00	33.30	6.74	33.63	45.62	52.03	54.00	1.97	Peak
3	5460.00	34.02	6.78	33.61	46.23	53.42	54.00	0.58	Peak

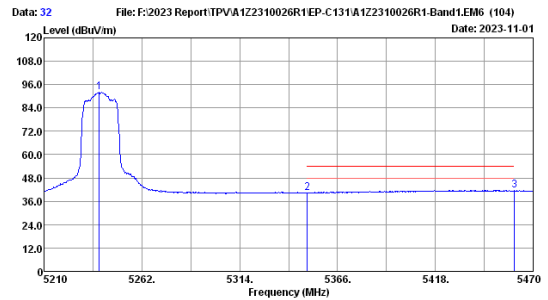
Remarks: 1. Emission Level= Antenna Factor + Cable Loss + Reading -amp factor.  
 2. The emission levels that are 20dB below the official limit are not reported.



Site no. : 3m Chamber Data no. : 31  
 Dis. / Ant. : 3m 2023 MCTD1209-3006 Ant. pol. : VERTICAL  
 Limit : FCC 15E AV  
 Env. / Ins. : 23.2°C/52.5% Engineer : nier  
 Test Mode : WIFI 5G 11ac20 5240MHz TX Mode

No.	Freq. (MHz)	Ant. Factor (dB/m)	Cable Loss (dB)	Amp Factor (dB)	Emission Reading (dBuV)	Emission Level (dBuV/m)	Limits (dBuV/m)	Margin (dB)	Remark
1	5240.68	32.66	6.70	33.65	81.95	87.66	54.00	33.66	Average
2	5350.00	33.30	6.74	33.63	33.98	40.39	54.00	13.61	Average
3	5460.00	34.02	6.78	33.61	34.08	41.27	54.00	12.73	Average

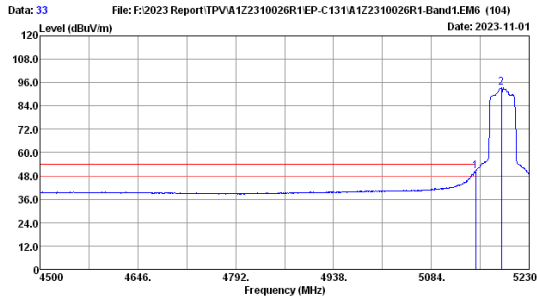
Remarks: 1. Emission Level= Antenna Factor + Cable Loss + Reading -amp factor.  
 2. The emission levels that are 20dB below the official limit are not reported.



Site no. : 3m Chamber Data no. : 32  
 Dis. / Ant. : 3m 2023 MCTD1209-3006 Ant. pol. : HORIZONTAL  
 Limit : FCC 15E AV  
 Env. / Ins. : 23.2°C/52.5% Engineer : nier  
 Test Mode : WIFI 5G 11ac20 5240MHz TX Mode

No.	Freq. (MHz)	Ant. Factor (dB/m)	Cable Loss (dB)	Amp Factor (dB)	Emission Reading (dBuV)	Emission Level (dBuV/m)	Limits (dBuV/m)	Margin (dB)	Remark
1	5239.38	32.66	6.70	33.65	86.46	92.17	54.00	38.17	Average
2	5350.00	33.30	6.74	33.63	34.02	40.43	54.00	13.57	Average
3	5460.00	34.02	6.78	33.61	34.22	41.41	54.00	12.59	Average

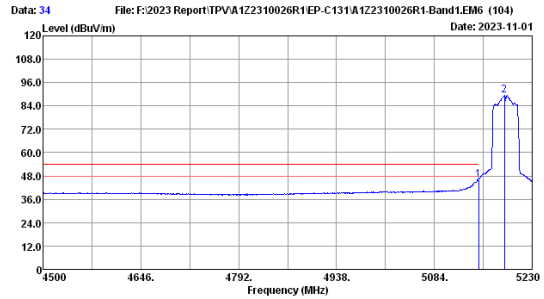
Remarks: 1. Emission Level= Antenna Factor + Cable Loss + Reading -amp factor.  
 2. The emission levels that are 20dB below the official limit are not reported.



File: F:\2023 Report\TPVA122310026R1EP-C131A122310026R1-Band1.EM6 (104)  
 Date: 2023-11-01  
 Site no. : 3m Chamber Data no. : 33  
 Dis. / Ant. : 3m 2023 MCTD1209-3006 Ant. pol. : VERTICAL  
 Limit : FCC 15E AV  
 Env. / Ins. : 23.2°C/52.5% Engineer : nier  
 Test Mode : WIFI 5G 11ac40 5190MHz TX Mode

No.	Freq. (MHz)	Ant. Factor (dB/m)	Cable Loss (dB)	Amp Factor (dB)	Emission Reading (dBuV)	Emission Level (dBuV/m)	Limits (dBuV/m)	Margin (dB)	Remark
1	5150.00	32.50	6.66	33.67	44.96	50.45	54.00	3.55	Average
2	5188.39	32.50	6.68	33.66	87.92	92.44	-----	-----	Average

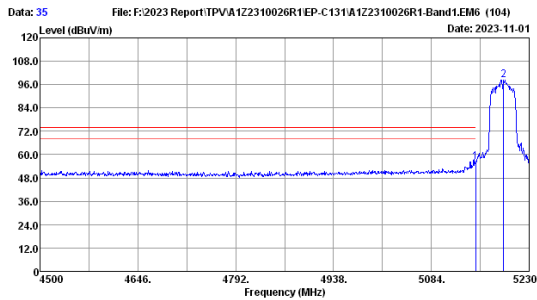
Remarks: 1. Emission Level= Antenna Factor + Cable Loss + Reading -Amp factor.  
 2. The emission levels that are 20dB below the official limit are not reported.



File: F:\2023 Report\TPVA122310026R1EP-C131A122310026R1-Band1.EM6 (104)  
 Date: 2023-11-01  
 Site no. : 3m Chamber Data no. : 34  
 Dis. / Ant. : 3m 2023 MCTD1209-3006 Ant. pol. : HORIZONTAL  
 Limit : FCC 15E AV  
 Env. / Ins. : 23.2°C/52.5% Engineer : nier  
 Test Mode : WIFI 5G 11ac40 5190MHz TX Mode

No.	Freq. (MHz)	Ant. Factor (dB/m)	Cable Loss (dB)	Amp Factor (dB)	Emission Reading (dBuV)	Emission Level (dBuV/m)	Limits (dBuV/m)	Margin (dB)	Remark
1	5150.00	32.50	6.66	33.67	40.43	45.92	54.00	8.08	Average
2	5188.39	32.50	6.68	33.66	83.77	89.29	-----	-----	Average

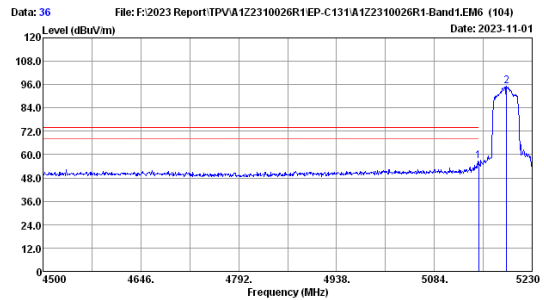
Remarks: 1. Emission Level= Antenna Factor + Cable Loss + Reading -Amp factor.  
 2. The emission levels that are 20dB below the official limit are not reported.



File: F:\2023 Report\TPVA122310026R1EP-C131A122310026R1-Band1.EM6 (104)  
 Date: 2023-11-01  
 Site no. : 3m Chamber Data no. : 35  
 Dis. / Ant. : 3m 2023 MCTD1209-3006 Ant. pol. : HORIZONTAL  
 Limit : FCC 15E PK U-NII-1  
 Env. / Ins. : 23.2°C/52.5% Engineer : nier  
 Test Mode : WIFI 5G 11ac40 5190MHz TX Mode

No.	Freq. (MHz)	Ant. Factor (dB/m)	Cable Loss (dB)	Amp Factor (dB)	Emission Reading (dBuV)	Emission Level (dBuV/m)	Limits (dBuV/m)	Margin (dB)	Remark
1	5150.00	32.50	6.66	33.67	50.70	56.19	74.00	17.81	Peak
2	5192.04	32.50	6.68	33.66	92.94	98.46	-----	-----	Peak

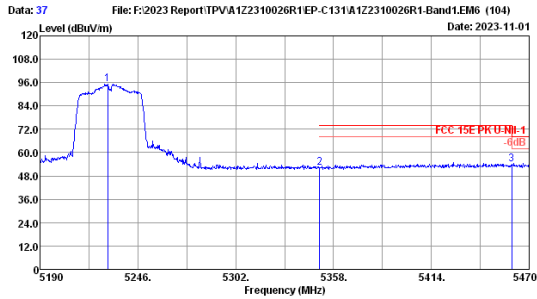
Remarks: 1. Emission Level= Antenna Factor + Cable Loss + Reading -Amp factor.  
 2. The emission levels that are 20dB below the official limit are not reported.



File: F:\2023 Report\TPVA122310026R1EP-C131A122310026R1-Band1.EM6 (104)  
 Date: 2023-11-01  
 Site no. : 3m Chamber Data no. : 36  
 Dis. / Ant. : 3m 2023 MCTD1209-3006 Ant. pol. : VERTICAL  
 Limit : FCC 15E PK U-NII-1  
 Env. / Ins. : 23.2°C/52.5% Engineer : nier  
 Test Mode : WIFI 5G 11ac40 5190MHz TX Mode

No.	Freq. (MHz)	Ant. Factor (dB/m)	Cable Loss (dB)	Amp Factor (dB)	Emission Reading (dBuV)	Emission Level (dBuV/m)	Limits (dBuV/m)	Margin (dB)	Remark
1	5150.00	32.50	6.66	33.67	51.13	56.62	74.00	17.38	Peak
2	5192.04	32.50	6.68	33.66	89.49	95.01	-----	-----	Peak

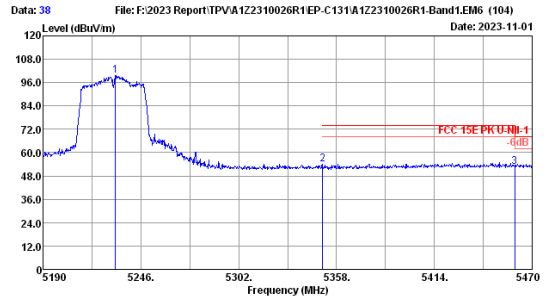
Remarks: 1. Emission Level= Antenna Factor + Cable Loss + Reading -Amp factor.  
 2. The emission levels that are 20dB below the official limit are not reported.



Site no. : 3m Chamber Data no. : 37  
 Dis. / Ant. : 3m 2023 MCTD1209-3006 Ant. pol. : VERTICAL  
 Limit : FCC 15E PK U-NII-1  
 Env. / Ins. : 23.2°C/52.5% Engineer : nier  
 Test Mode : WIFI 5G 11ac40 5230MHz TX Mode

No.	Freq. (MHz)	Ant. Factor (dB/m)	Cable Loss (dB)	Amp Factor (dB)	Emission Reading Level (dBuV)	Emission Level (dBuV/m)	Limits (dBuV/m)	Margin (dB)	Remark
1	5231.44	32.61	6.69	33.65	89.38	95.03	74.00	21.03	Peak
2	5350.00	33.30	6.74	33.63	45.67	52.08	54.00	1.92	Peak
3	5460.00	34.02	6.78	33.61	46.77	53.96	54.00	0.04	Peak

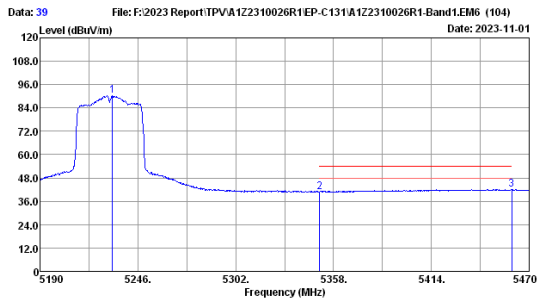
Remarks: 1. Emission Level= Antenna Factor + Cable Loss + Reading -amp factor.  
 2. The emission levels that are 20dB below the official limit are not reported.



Site no. : 3m Chamber Data no. : 38  
 Dis. / Ant. : 3m 2023 MCTD1209-3006 Ant. pol. : HORIZONTAL  
 Limit : FCC 15E PK U-NII-1  
 Env. / Ins. : 23.2°C/52.5% Engineer : nier  
 Test Mode : WIFI 5G 11ac40 5230MHz TX Mode

No.	Freq. (MHz)	Ant. Factor (dB/m)	Cable Loss (dB)	Amp Factor (dB)	Emission Reading Level (dBuV)	Emission Level (dBuV/m)	Limits (dBuV/m)	Margin (dB)	Remark
1	5231.44	32.63	6.69	33.65	93.84	99.51	74.00	25.51	Peak
2	5350.00	33.30	6.74	33.63	47.40	53.61	54.00	0.39	Peak
3	5460.00	34.02	6.78	33.61	45.42	52.61	54.00	1.39	Peak

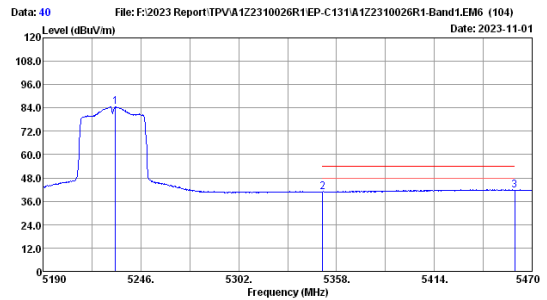
Remarks: 1. Emission Level= Antenna Factor + Cable Loss + Reading -amp factor.  
 2. The emission levels that are 20dB below the official limit are not reported.



Site no. : 3m Chamber Data no. : 39  
 Dis. / Ant. : 3m 2023 MCTD1209-3006 Ant. pol. : HORIZONTAL  
 Limit : FCC 15E AV  
 Env. / Ins. : 23.2°C/52.5% Engineer : nier  
 Test Mode : WIFI 5G 11ac40 5230MHz TX Mode

No.	Freq. (MHz)	Ant. Factor (dB/m)	Cable Loss (dB)	Amp Factor (dB)	Emission Reading Level (dBuV)	Emission Level (dBuV/m)	Limits (dBuV/m)	Margin (dB)	Remark
1	5231.44	32.63	6.69	33.65	84.76	90.43	54.00	36.43	Average
2	5350.00	33.30	6.74	33.63	34.40	40.81	54.00	13.19	Average
3	5460.00	34.02	6.78	33.61	34.94	42.13	54.00	11.87	Average

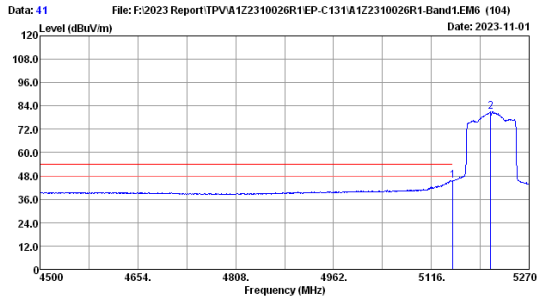
Remarks: 1. Emission Level= Antenna Factor + Cable Loss + Reading -amp factor.  
 2. The emission levels that are 20dB below the official limit are not reported.



Site no. : 3m Chamber Data no. : 40  
 Dis. / Ant. : 3m 2023 MCTD1209-3006 Ant. pol. : VERTICAL  
 Limit : FCC 15E AV  
 Env. / Ins. : 23.2°C/52.5% Engineer : nier  
 Test Mode : WIFI 5G 11ac40 5230MHz TX Mode

No.	Freq. (MHz)	Ant. Factor (dB/m)	Cable Loss (dB)	Amp Factor (dB)	Emission Reading Level (dBuV)	Emission Level (dBuV/m)	Limits (dBuV/m)	Margin (dB)	Remark
1	5231.44	32.63	6.69	33.65	79.00	84.67	54.00	30.67	Average
2	5350.00	33.30	6.74	33.63	34.27	40.68	54.00	13.32	Average
3	5460.00	34.02	6.78	33.61	34.46	41.65	54.00	12.35	Average

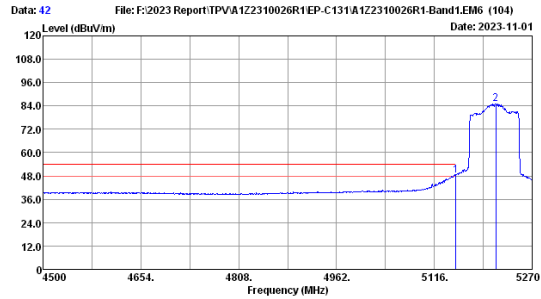
Remarks: 1. Emission Level= Antenna Factor + Cable Loss + Reading -amp factor.  
 2. The emission levels that are 20dB below the official limit are not reported.



File: F:\2023 Report\TPVA122310026R1EP-C131A122310026R1-Band1.EM6 (104)  
 Date: 2023-11-01  
 Site no. : 3m Chamber Data no. : 41  
 Dis. / Ant. : 3m 2023 MCTD1209-3006 Ant. pol. : VERTICAL  
 Limit : FCC 15E AV  
 Env. / Ins. : 23.2°C/52.5% Engineer : nier  
 Test Mode : WIFI 5G 11ac80 5210MHz TX Mode

No.	Freq. (MHz)	Ant. Factor (dB/m)	Cable Loss (dB)	Amp Factor (dB)	Emission Reading (dBuV)	Emission Level (dBuV/m)	Limits (dBuV/m)	Margin (dB)	Remark
1	5150.00	32.50	6.66	33.67	40.06	45.55	54.00	8.45	Average
2	5209.17	32.54	6.68	33.66	75.50	81.06	-----	-----	Average

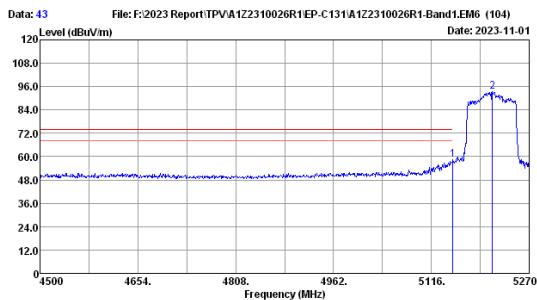
Remarks: 1. Emission Level= Antenna Factor + Cable Loss + Reading -Amp factor.  
 2. The emission levels that are 20dB below the official limit are not reported.



File: F:\2023 Report\TPVA122310026R1EP-C131A122310026R1-Band1.EM6 (104)  
 Date: 2023-11-01  
 Site no. : 3m Chamber Data no. : 42  
 Dis. / Ant. : 3m 2023 MCTD1209-3006 Ant. pol. : HORIZONTAL  
 Limit : FCC 15E AV  
 Env. / Ins. : 23.2°C/52.5% Engineer : nier  
 Test Mode : WIFI 5G 11ac80 5210MHz TX Mode

No.	Freq. (MHz)	Ant. Factor (dB/m)	Cable Loss (dB)	Amp Factor (dB)	Emission Reading (dBuV)	Emission Level (dBuV/m)	Limits (dBuV/m)	Margin (dB)	Remark
1	5150.00	32.50	6.66	33.67	42.74	48.23	54.00	5.77	Average
2	5213.02	32.55	6.69	33.66	79.52	85.20	-----	-----	Average

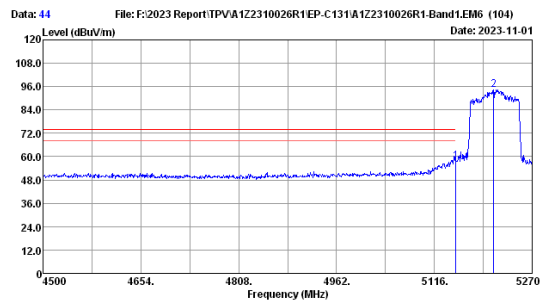
Remarks: 1. Emission Level= Antenna Factor + Cable Loss + Reading -Amp factor.  
 2. The emission levels that are 20dB below the official limit are not reported.



File: F:\2023 Report\TPVA122310026R1EP-C131A122310026R1-Band1.EM6 (104)  
 Date: 2023-11-01  
 Site no. : 3m Chamber Data no. : 43  
 Dis. / Ant. : 3m 2023 MCTD1209-3006 Ant. pol. : HORIZONTAL  
 Limit : FCC 15E PK U-NII-1  
 Env. / Ins. : 23.2°C/52.5% Engineer : nier  
 Test Mode : WIFI 5G 11ac80 5210MHz TX Mode

No.	Freq. (MHz)	Ant. Factor (dB/m)	Cable Loss (dB)	Amp Factor (dB)	Emission Reading (dBuV)	Emission Level (dBuV/m)	Limits (dBuV/m)	Margin (dB)	Remark
1	5150.00	32.50	6.66	33.67	52.78	58.27	74.00	15.73	Peak
2	5212.25	32.55	6.68	33.66	88.04	93.61	-----	-----	Peak

Remarks: 1. Emission Level= Antenna Factor + Cable Loss + Reading -Amp factor.  
 2. The emission levels that are 20dB below the official limit are not reported.



File: F:\2023 Report\TPVA122310026R1EP-C131A122310026R1-Band1.EM6 (104)  
 Date: 2023-11-01  
 Site no. : 3m Chamber Data no. : 44  
 Dis. / Ant. : 3m 2023 MCTD1209-3006 Ant. pol. : VERTICAL  
 Limit : FCC 15E PK U-NII-1  
 Env. / Ins. : 23.2°C/52.5% Engineer : nier  
 Test Mode : WIFI 5G 11ac80 5210MHz TX Mode

No.	Freq. (MHz)	Ant. Factor (dB/m)	Cable Loss (dB)	Amp Factor (dB)	Emission Reading (dBuV)	Emission Level (dBuV/m)	Limits (dBuV/m)	Margin (dB)	Remark
1	5150.00	32.50	6.66	33.67	52.14	57.63	74.00	16.37	Peak
2	5209.17	32.54	6.68	33.66	88.86	94.42	-----	-----	Peak

Remarks: 1. Emission Level= Antenna Factor + Cable Loss + Reading -Amp factor.  
 2. The emission levels that are 20dB below the official limit are not reported.