

## Maximum Permissive Exposure

1. Applicant : CalAmp  
2177 Salk Ave, Suite 200 Carlsbad, CA 92008
2. Manufacturer : CalAmp  
2177 Salk Ave, Suite 200 Carlsbad, CA 92008
3. Prepared By : Audix Technology Corporation.  
EMC Department  
No. 53-11, Dingfu, Linkou Dist.,  
New Taipei City 244, Taiwan  
Tel: (02) 2609-9301~2  
Fax: (02) 2609-9303
4. Product Name : CalAmp SC Ion Track 5-way charger
- A) Standard : FCC CFR 47 §1.1310,
- B) Model No. : CH1A55VOCP-5
- C) FCC ID : APV-CH1A55VOCP-5
- D) Test Voltage : AC 120V/60Hz
5. Date of Test : 2019. 07. 09
6. Place of Test : **Audix Technology Corporation**  
**EMC Department**  
No. 53-11, Dingfu, Linkou Dist.,  
New Taipei City 244, Taiwan
7. Measurement Results : **PASSED**
- SIGNATURE :



---

Ben Cheng/Manager  
AUDIX Technology Corporation  
EMC Department  
Date: 2019. 07. 15



## 1. Measurement Equipment List

Item	Type	Manufacturer	Model No.	Serial No.	Cal. Date	Cal. Due
1.	Broadband Field Meter	NARDA	NBM-550	B-0959	2019.02.05	2 Years
2.	E-Field Probe	NARDA	EF0391	A-1034	2019.02.04	2 Years
3.	Exposure Level Tester	NARDA	ELT-400	M-0291	2019.02.04	2 Years
4.	B-Field Probe 100 cm <sup>2</sup>	NARDA	2300/90.10	M-0309	2019.02.04	2 Years

## 2. Test Result

**CalAmp** declares that the product described above has been evaluated and found to comply with the RF exposure limits for humans, as specified based on FCC recommendation.

Test Frequency	TX 140KHz	Test Mode	Operating
----------------	-----------	-----------	-----------

Separation	Probe from EUT side	E-field strength (V/m)	H-field strength (A/m)
15cm	Left-1	0.560	0.030210
15cm	Left-2	0.700	0.033390
15cm	Left-3	0.690	0.032595
15cm	Right-1	0.580	0.031005
15cm	Right-2	0.680	0.034185
15cm	Right-3	0.670	0.031005
20cm	Top-1	0.720	0.025440
20cm	Top-2	0.870	0.026235
20cm	Top-3	0.800	0.025440
15cm	Front	0.700	0.025440
15cm	Back	0.630	0.045315
Limit		614	1.63

#### 4. Test Setup Photo

Probe from EUT side: Left-1



Probe from EUT side: Left-2






Probe from EUT side: Left-3




Probe from EUT side: Right-1






Probe from EUT side: Right-2



Probe from EUT side: Right-3



Probe from EUT side: Top-1



Probe from EUT side: Top-2





Probe from EUT side: Top-3



Probe from EUT side: Front



Probe from EUT side: Back

