


# CalAmp BlueBoard User Manual

---

FCC ID: APV-BRD01

IC: 5843A-BRD01



Created by: Boris Velv

1	Introduction.....	3
2	Description.....	3
3	Setup.....	4
3.1	LMU BT LE driver streams and serial port configuration parameters setup example. 4	
3.2	LMU BTST SPP driver streams and serial port configuration parameters setup example.....	4
3.3	LMU Bluetooth driver configuration parameters setup. ....	5
3.4	LMU user serial message configuration parameters setup example.....	6
3.5	BTCS version format.....	7
3.6	BTCS default Pass key.....	7
3.7	Verification of LMU BTST SPP mode “Data” state example.....	7
3.8	Verification of LMU configuration for BLE “connection” mode example.....	8
3.9	Verification of LMU BLE “Advert broadcast scanning” mode configuration example.....	8
4	Usage .....	9
4.1	Demonstration of LMU BT SPP mode. ....	9
4.2	Demonstration of BLE “connection” mode based remote temperature sensor device.....	9
4.3	Demonstration of BLE “broadcast scanning” mode based remote KeyFob DriverID device.....	11
5	PWA Label.....	11
6	Integration Instructions.....	12
7	License Agreement.....	12
8	Limited Warranty.....	17
9	Regulatory Information.....	19

## 1 Introduction

This application note documents the use of Bluetooth chipset device based on TI MSP430F5438A microcontroller and CC2564 RF processor. The BTCS device has Bluetooth LE4.0 dual mode capabilities. The firmware is based on Stonestreet One Bluetopia protocol stack. The document uses as an example the Texas Instruments CC 2541 Sensor Tag with the purpose of reading the temperature from TI TMP006 temperature sensor. A “KeyFob” device which broadcasts “Button xx press” events together with “battery charge state as percentage” information is used as another example.

## 2 Description

The BTCS device is connected to a LMU serial port. The BTCS unit supports Bluetooth SPP mode of operation. BTCS plays a server slave device which upon connection with a Remote Bluetooth client master device can exchange data. There are two Bluetooth low energy (BLE) modes of operation: “Connection” based and an “Advert Broadcast Scanning” mode. In “Connection” mode, the LMU firmware starts the discovery process of all BLE remote devices. If a match is found based on the remote address stored as an “APP PARAM 2082”, the discovery sequence is ended and the connection process starts. Upon the reception of “CONNECTED\_OK” event, the user will be able to send setup commands to the remote device, and consequently receive the sensor data.

In “Advert Broadcast scanning” mode BT driver simply receives the broadcast advertisements from all remote BLE devices.

The block diagram is presented in Figure 1 below.

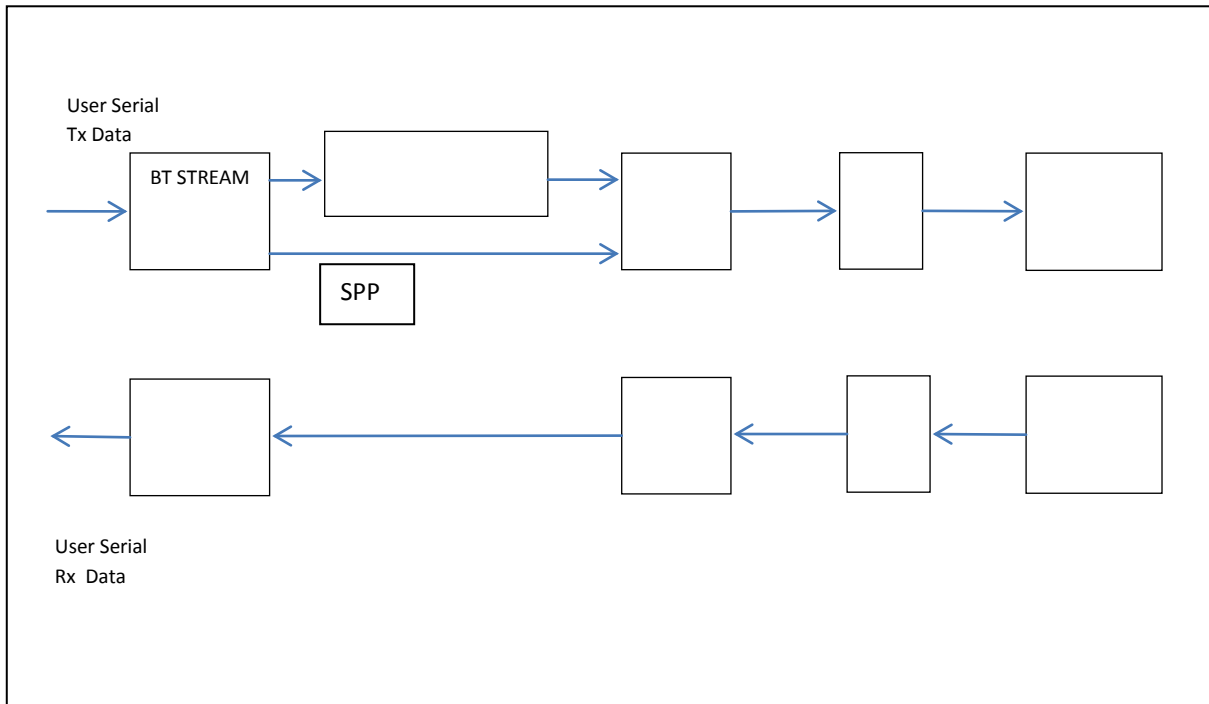


Figure 1

## 3 Setup

### 3.1 LMU BT LE driver streams and serial port configuration parameters setup example.

- Map debug stream to Aux1 port.  
AT\$APP PARAM 3072,3,0
- Bluetooth stream to AUX 2.  
AT\$APP PARAM 3072,14,1
- A Bluetooth stream baud rate set to 115200  
AT\$APP PARAM 3073,14,12
- A Bluetooth stream set to 8, n, 1  
AT\$APP PARAM 3074,14,3
- User0 Stream to Bluetooth Port  
AT\$APP PARAM 3072,0,8

### 3.2 LMU BTST SPP driver streams and serial port configuration parameters setup example.

- LMU BT driver SPP mode setup:  
at\$app param 2083,0,0

- Turn off stream for User 0:  
at\$app param 3072,0,255
- Map Debug stream to BT\_port:  
at\$app param 3072,3,8
- Reset LMU :  
ATRESET  
LMU debug log will be visible on BT remote Android device console upon connection.  
The connection process is initiated by Android master device.

### 3.3 LMU Bluetooth driver configuration parameters setup.

- PID 2082 holds up to 8 remote device addresses 6 Bytes long.  
at\$app param 2082,0,144,89,175,10,169,169 corresponding to remote device MAC address: 0x9059AF0AA9A9  
The first location in the array of addresses above is used to establish a BLE connection to a remote BLE device in BLE" Connected" mode.  
All unused addresses must contain 255,255,255,255,255,255.
- PID 2083 holds the mode of operation and it is 2 Bytes long. Bit 0 is used for mode selection 0- standard-SPP, and 1- Low Energy.  
For instance to configure BT driver in SPP mode use the following:  
at\$app param 2083,0,0  
For example in order to configure BT driver in BLE "Connection" mode use:  
at\$app param 2083,0,1  
Bit 1 defines if broadcast scanning is enabled 0 – disabled , 1 – enabled.  
Bit 2: 0- whitelist should be used to filter out the remote devices with MAC addresses which are not found in the list of the remote addresses. BTCS ignores the whitelist functionality at present.  
1: scan all advert broadcasts, no whitelist.  
For instance in order to configure BT driver in "LE advert broadcast scan all" mode use:  
at\$app param 2083,0,7
- To disable Bluetooth driver use:  
at\$app param 2083,0,65535
- The above commands allow the LMU to switch from one mode to another without the necessity of AT reset command, given that the data stream configuration is not changed. It could take up to 40s to complete the switch.

### 3.4 LMU user serial message configuration parameters setup example.

- If user data packets from the remote device are required to be transmitted to the backend server at a rate above one per five seconds, the User Message Disposition S-Register must be set to unacknowledged Message:

S-137< VALUE = 5>

ats137=5

- Configure serial message filters:

at\$app param 2178,0,""

at\$app param 2178,1,""

at\$app param 2178,2,""

at\$app param 2178,3,""

at\$app param 2178,4,""

at\$app param 2178,5,""

at\$app param 2178,6,""

at\$app param 2178,7,""

Use the same as above for 2176 app param:

at\$app param 2176,0,""

at\$app param 2176,1,""

at\$app param 2176,2,""

at\$app param 2176,3,""

at\$app param 2176,4,""

at\$app param 2176,5,""

at\$app param 2176,6,""

at\$app param 2176,7,""

- Ensure that these new configurations do not cause any stream conflicts. Send the query:

at\$app stream?

Below is an example of a stream conflict:

at\$app stream?

Stream	Port	Rate	Word
0:User0	8:BTPort	9600	8/N/1
1:Modem	4:Radio	115200	8/N/1
2:User1	--		
3:Debug	0:Aux1	115200	8/N/1 PREEMPT
4:NMEA Out	--		
5:DUN	--		

```

6:PEG Serial --
7:VBUS      --
8:GPS Rcvr  5:GPS    115200 8/N/1
9:AltMdm    1:Aux2    115200 8/N/1
10:HostApp0 --
11:HostApp1 --
12:HostApp2 --
13:Undef.   --
14:BlueTooth 1:Aux2    115200 8/N/1
15:Undef.   --
16:Undef.   --
17:Undef.   --
18:Undef.   --
19:Undef.   --
    
```

OK

AUX2 must only have one stream assigned to it, so the AltMdm stream must be moved:

```
at$app param 3072,9,3
```

This command will move the AltMdm stream to the daughterboard port.

```
at$app param 3072,9,255
```

will disable it.

- Finally reset the LMU by executing: `at$app reboot`

### 3.5 BTCS version format.

Upon RESET BTCS firmware reports its version as follows:

BT: Rcv: VERSION,4.1.1.1CBA8C2A9539 with format: dcs.bts.ver.macaddr , where dcs is Device chipset version, bts is the bluetopia stack id, ver is BTCS firmware version and macaddr is the local device MAC address.

### 3.6 BTCS default Pass key.

The default Pass Key is "0000".

### 3.7 Verification of LMU BTST SPP mode "Data" state example.

LMU debug log will contain:

```
BT: Rcv: SPP,0,1
```

```
BT: Connected
```

From this point data exchange is possible.

### 3.8 Verification of LMU configuration for BLE “connection” mode example.

LMU BT driver “DISCOVERED” state can be verified by observing the following debug log lines:

```
“BLE rx cmd:DISCOVERY,2,9059AF0AA9A9,0,-67,1,020105”
```

LMU BT driver “CONNECTED” state can be verified by observing the following debug log lines: “BLE rx cmd:CONNECT,1,1,0,9059AF0AA9A9” , where 1 is the connection handler index, 1-Low Energy mode, 0 – not paired, 9059AF0AA9A9 – remote device address.

The line: “BLE: Connected” indicates that the connection is achieved.

It is important to note that the connection handler index is returned by BTCS and is arbitrary number ranging from 0 to 65535. The same connection handler index must be used to send the user messages as explained in 4.1.

ATCS? Command will return the connection handler index:

SERMSG: Rcvd Msg:

```
41 54 43 53 2C 31 2C 31 2C 30 2C 39 30 35 39 41 46 30 41 41 39 41 39 0D
```

The above debug log line when converted to ASCII format is: ATCS,1,1,0,9059AF0AA9A9 where 1: connection handler index, 1: BLE mode, 0-not paired, 9059AF0AA9A9 is the BLE remote device MAC address.

### 3.9 Verification of LMU BLE “Advert broadcast scanning” mode configuration example.

The debug log indicates when the final LMU BLE “Scanning” state is reached by:

BLE: Scanning

The KeyFob “Button 1 Press” event user message looks like the following:

SERMSG: Rcvd Msg:

```
44 49 53 43 4F 56 45 52 59 2C 32 2C 30 30 30 37 38 30 36 37 41 33 35 44 2C 30 2C 2D 36 36  
2C 33 2C 30 32 30 31 30 36 2D 30 32 30 41 30 33 2D 30 35 30 31 46 46 46 46 35 42 30 31 0D
```

The above message when converted to ASCII format looks like the following:

DISCOVERY,2,00078067A35D,0,-66,3,020106-020A03-0501FFFF5B01, where

- 2 is the GAP advertising report type: LE Connectable and undirected, Connectable and Scannable, 3 – LE Connectable Direct Advertisement, Connectable only, 4- LE Scannable Indirect Advertisement, Scannable only, 5- LE Non-connectable Indirect Advertisement, Not connectable or scannable, 6- LE Scan Response.
- 00078067CD72 is the MAC address.
- 0-public, 1- Random LE address type.
- -66 is RSSI Received Signal Strength indication value of the last packet received in dBm.



	<h1>User Manual</h1>	Version: <b>1.0</b>
Feature: <b>Bluetooth Support</b>		Page #: <b>9 of 20</b>

- 3 is number of advertising report data entries.
- 02 is the first advertisement report data length in Bytes.
- 01 is the first report advertisement type.
- 06 is the first report advertising data byte.
- 020A03 is the second AD report.
- 0501FFFF**5B01** is the third AD report.
- The user data is in the third AD report-5B: 91% battery charge remaining, 01 :Button 1 is pressed.

## 4 Usage

### 4.1 Demonstration of LMU BT SPP mode.

Follow the instructions in 3.2. Android Bluetooth SPP application starts the process of connection with BTCS and upon completion all LMU debug log data will be visible in Android device console. All Android input keyboard messages ending with 'CR' will be visible in its console.

### 4.2 Demonstration of BLE "connection" mode based remote temperature sensor device.

"GPSTRAX" server is used to send User0 messages. Select route: 0 and ID: 0 as shown in Figure 2 below

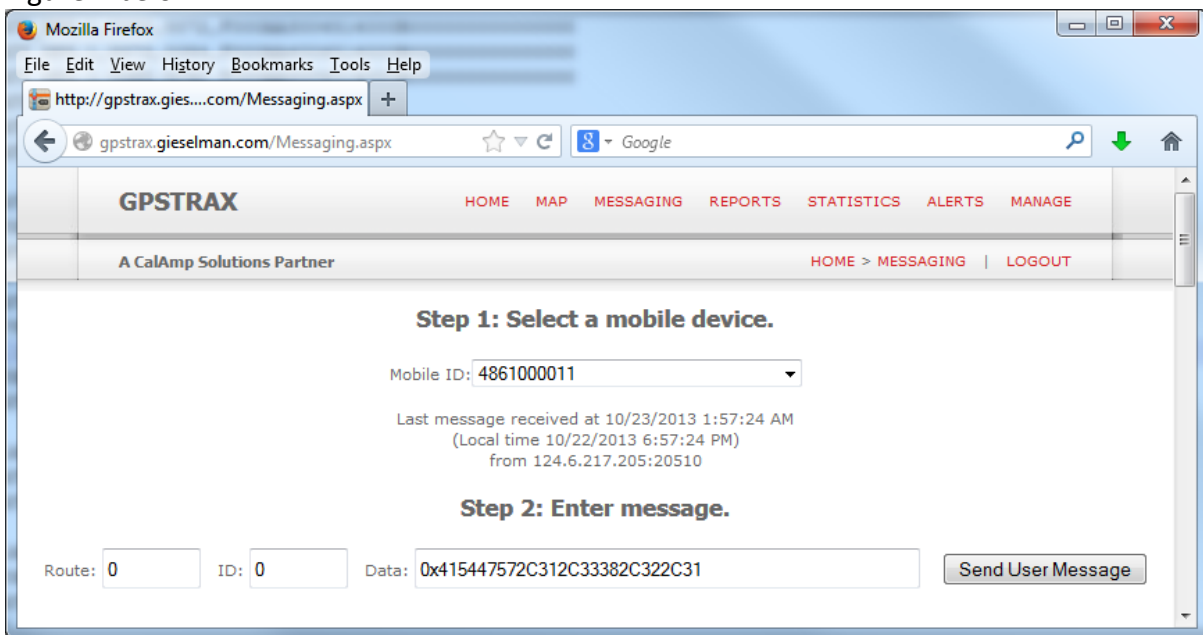


Figure 2

There is a limitation of the length of the command which has to be less than 32 BYTES.

#### 4.2.1 Send command “Enable notifications on Temperature sensor attribute profile”.

Populate the “Data” field in Figure 2 with the hexadecimal representation of ATGW,1,38,2,1 - 0x415447572C312C33382C322C31.

Where ATGW is the BTCS API for characteristic “WRITE” (GATT WRITE). It is used to write the characteristic value or descriptor from a server when the attribute handle of the characteristic value is known. 1 is the BTCS connection handler, and can be an arbitrary number.

Use ATCS command to get the correct connection handler index as explained in 3.6. The rest of the command is “SensorTag” temperature sensor specific. 38 is the SensorTag board temperature sensor “Notification settings” handler index. 2 is the “Notifications” configuration parameter byte length. The last field is the parameter value - 1 stands for “Turn ON” operation, 0 for “Turn OFF”.

#### 4.2.2 Send command “Start temperature conversion”.

Populate the “Data” field in Figure 2 with the hexadecimal representation of ATGW,1,41,1,1 - 0x415447572C312C34312C312C31

The command fields description is the same as 4.1.

#### 4.2.3 Observe the GPSTRAX server User 0 temperature data.

474154545F56414C2C312C303033372C312C342C44394646313030430D

In LMU debug log the same message can be observed:

SERMSG: RcvMsg:

474154545F56414C2C312C303033372C312C342C44394646313030430D

Converted to ASCII format the same message is: GATT\_VAL,1,37,1,4,D9FF100C0D, where 1 corresponds to the connection ID ranging from 1 to 65535, 37 corresponds to the GATT characteristic handler index specific to TI temperature sensor, 1 is GATT notification, 4 is data length in Bytes, D9FF100C0D represents the sensor data.

The data colored in yellow represent the temperature, where 0xD9 is the lowest significant byte of the Object temperature, 0xFF- MSB of object temperature, 0x10 – LSB of the ambient temperature, 0x0C – MSB of the ambient temperature.

#### 4.2.4 Disable BLE sensor “notifications”.

Populate the data field in Figure 2 with the hexadecimal representation of ATGW,1,38,2,0 - 0x415447572C312C33382C322C30

**4.2.5 Send command “Stop” temperature conversion.**

Populate the data field in Figure 2 with the hexadecimal representation of ATGW,1,41,1,0 - 0x415447572C312C34312C312C30

**4.2.6 “GPSTRAX” server report contains temperature sensor data.**

10/22/2013 20:21:45	486100 0011	36.7 926	0	0	0A474154545F56414C2C312C303033372C312C34 2C43444646463430420D
------------------------	----------------	-------------	---	---	--

**4.3 Demonstration of BLE “broadcast scanning” mode based remote KeyFob DriverID device.**

The GPSTRAX server report will contain the following User0 messages:

0A444953434F564552592C322C3030303738303637434437322C302C2D35352C332C30323  
03130362D3032304130332D3035303146464646353430310D

Which converted into ASCII representing “Button1 press” event:

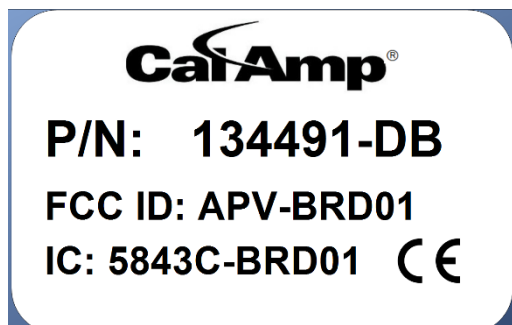
DISCOVERY,2,00078067CD72,0,-55,3,020106-020A03-0501FFFF5401

The user payload content description is given in 3.3.

The Raw message type 4 is presented below:

830548610000110101000415A25295086652950866EA11DA4C682ABBA700000000000000  
000AE0B020001FFCD4F09DD000000003D0A444953434F564552592C322C30303037383036  
37434437322C302C2D35352C332C3032303130362D3032304130332D30353031464646463  
53430310D

**5 PWA Label**



	<h1>User Manual</h1>	Version: <b>1.0</b>
Feature: <b>Bluetooth Support</b>		Page #: <b>12 of 20</b>

## 6 Integration Instructions

A label containing the BlueBoard FCC ID and Industry Canada certification number must be permanently affixed to the exterior of the host device into which the BlueBoard transmitter is installed. The label may also be in a user accessible location such as under a panel or battery pack if it is a handheld device, readily accessible, not placed on a removable part and the FCC ID and Industry Canada certification number are visible at the time of purchase. The label must contain a statement similar to the following:

- o This device contains FCC ID: APV-BRD01
- o This device contains IC: 5843A-BRD01

If the BlueBoard certified transmitter is intended for use in a portable use device, the OEM integrator is responsible to design the product to comply with RF exposure requirements, and must work with CalAmp to satisfy FCC/IC SAR requirements. Refer to Industry Canada RSS-102 and FCC KDB publication 447498 D01 and the applicable SAR/RF Exposure KDB publications available at:

<https://apps.fcc.gov/oetcf/kdb/reports/GuidedPublicationList.cfm>. 1

The system user manuals and other documentation must clearly indicate operating conditions that must be observed to ensure compliance with FCC/IC RF exposure guidelines and also include appropriate caution and warning statements and information.

The host device containing the BlueBoard certified transmitter may also require compliance to FCC Part 15 Subpart B – Unintentional Radiator rule part as well as Industry Canada ICES-003.

## 7 License Agreement

### FOR SOFTWARE, APPLICATION PROGRAMING INTERFACES (APIs) & DOCUMENTATION

**IMPORTANT: DO NOT INSTALL OR USE THE SOFTWARE OR DOCUMENTATION UNTIL YOU HAVE READ AND AGREED TO THIS LICENSE AGREEMENT.**

This is a legal agreement between you, the Customer, and CalAmp DataCom Incorporated ("CalAmp"). By installing and/or using the software or documentation, you are consenting to the terms of this License. If you do not agree to the terms of this non-exclusive License Agreement, DO NOT INSTALL OR USE THE SOFTWARE, APIs OR DOCUMENTATION. For a full refund, return the unused media package and all accompanying materials within seven (7) days to

	<b>User Manual</b>	Version:  <b>1.0</b>
Feature: <b>Bluetooth Support</b>		Page #:  <b>13 of 20</b>

CalAmp. **Where there is no packaging or media, use of the software and/or documentation constitutes acceptance.**

**Definitions:** As used in this License Agreement, “Software” means CalAmp’s LM Direct™, LMU Manager™, LapTop Locator™, LMU Application/Programmable Event Generator™, CDMA LMU Provisioning Tool, GPRS LMU Provisioning Tool, iDEN™ Provisioning Tool, LMU Status, Clone Config, Hex Dump, LM Exchange™ Traffic Monitor, Freewave Base Station Config, Remote Serial Port, App Watcher Service and/or other software products licensed by CalAmp for use in computer applications development or integration including the computer programs, libraries and related materials either contained on the media provided to you by or from CalAmp, or which you have received or downloaded electronically. “Application” means a compiled or executable software program created by Developer that uses some or all of the functionality of the Software. “Software Copies” means the actual copies of all or any portion of the Software including backups, updates, merged or partial copies permitted hereunder or subsequently licensed to you. “Documentation” means the non-Software information contained on the media provided with this package or downloaded and which is used with and describes the operation and use of the Software. “Documentation Copies” means the actual copies of all or any portion of the Documentation including backups, updates, merged or partial copies permitted hereunder or subsequently provided to you. “Related Materials” means all other materials and whatever is provided by or from CalAmp, and the non-Software and non-Documentation contained on the media supplied, downloaded, or otherwise supplied by or from CalAmp for use with the Software and Documentation. “Server” means a single, networked computer that is accessible to other client machines on the network. “User” means (i) a single person using an Application for his/her internal, use or (ii) a single terminal or a single workstation of a computer used only by a person (and not accessed otherwise) for accessing an Application. “Use License” means limited rights granted by CalAmp for deployment of a single Application to a User. “Developer” means a single programmer developing an Application. “Developer License” means the grant of certain limited rights to use and maintain the Software, Software Copies, Documentation, Documentation Copies and Related Materials in development of Applications.

**Background:** A Developer License is required for each Developer who uses the Software in building Application(s). A Use License is required and must be purchased by Customer for each User to which Customer provides access to an Application (unless a Server or Site license for unlimited or a specified number of users has been purchased). Each Use License is specific to one client-side Application only and may not be used for any other client-side Application. Each Server

license is limited to Server-based Applications deployed on that Server for which the license has been purchased as specified in a CalAmp License Certificate. The Software is licensed on a per Developer, and on a per User, per Application basis. In order to preserve and protect its rights under applicable law, CalAmp is not selling you ownership rights to Software or Documentation (owned by or licensed to CalAmp). CalAmp specifically retains title to all CalAmp Software, Documentation and Related Materials and CalAmp licensors retain title to items owned by them.

**Duration:** This License Agreement is effective from the day you install or start using the Software, or receive or download it electronically, and continues until terminated. If you fail to comply with any provision of the License, termination is automatic, without notice from CalAmp and without the necessity for recourse to any judicial authority. Upon termination, you must destroy the Related Materials, the Software, Documentation and all Software and Documentation copies. CalAmp can also enforce its other legal and equitable rights.

**Developer License Only—Uses Permitted:** Software and Documentation may be used for the sole purpose of developing Applications and only by a licensed Developer. Software and Documentation may be installed onto a hard disk drive or a Server, access to which is restricted to Developers for which a Developer License has been purchased and may also be stored or installed on a storage device such as a network server, used only to install or access the Software or Documentation on your other computers over an internal network; however, you must have acquired a license for each separate computer on which the Software or Documentation is installed or accessed from the storage device. A Developer License may not be shared or used concurrently on different computers. One backup copy may be made for each legally obtained media copy or electronic copy you have received, provided that all CalAmp and third party licensor information — including copyright notices — are maintained and possession of the copy is retained in a secure location. In addition, you agree to use reasonable efforts to protect the Software and Documentation from unauthorized use, reproduction, distribution or publication. All rights not specifically granted in this License are reserved by CalAmp.

Customer agrees to include the notice “Copyright © 1999 – 2009 CalAmp DataCom Inc., All Rights Reserved” in Applications developed with the Software. Customer agrees to include the following CalAmp Copyright and Government Restricted Use notice in all documentation and in any Application on-line help or readme file.

“Portions of this computer program are owned by CalAmp DataCom Inc., Copyright © 1999 – 2009, CalAmp DataCom Inc., All Rights Reserved. Use, duplication or disclosure by the Government is subject to restrictions as set forth in subparagraph ©(1)(ii) of the Rights in Technical Data and Computer Software clause at DFARS 252.227-7013 or subparagraphs ©(l) and (2) of the Commercial Computer Software-Restricted Rights at 48 CFR 52.227-19, as applicable. Manufacturer is CalAmp DataCom Inc., 1401 North Rice Ave. Oxnard, CA 93030. Rights are reserved under copyright laws of the United States with respect to unpublished portions of the Software.”

**Developer(s) License—Uses Not Permitted:** Unless Otherwise Agreed To In Writing with CalAmp, You May Not (1) Make derivative works including but not limited to translations, adaptations, arrangements or any other alteration (each of which would become the property of CalAmp or its licensors, as applicable) or make copies of the Software or Documentation except as permitted above; (2) Make copies of the Related Materials; (3) Use any CalAmp product to translate the product of another licensor unless you have the legal right to do so; (4) Allow a greater number of Developers to access the Software at any one time than the total number of Developer licenses for which you have paid; (5) Rent, lease, sublicense or lend the Software, Software Copies, Documentation, Documentation Copies, Related Materials or your rights under this License or allow access to the Software for unlicensed users; (6) Alter, decompile (except to the limited extent that decompilation by the licensed Developer only is necessary as the only available way to achieve interoperability with other programs and, in that situation, any resulting information cannot be used in developing, producing or marketing any software substantially similar in expression to the Software), disassemble or reverse engineer the Software; (7) Make any attempt to unlock or bypass any initialization system or encryption techniques utilized by the Software or Documentation; (8) Alter, remove or obscure any proprietary legend, copyright or trademark notice contained in or on Software, Documentation or Related Materials; or (9) use the Software to create an Application intended solely to duplicate functionality of an existing CalAmp end user software product.

**Use Licenses:** For each Server or Site License purchased, CalAmp grants the Customer the right to distribute Applications on a single Server or at a single Site, as the case may be, accessible to the number of individual users (not concurrent users) for which the Server or Site License has been purchased as evidenced by a CalAmp License Certificate. For each Use License purchased, as evidenced by a CalAmp License Certificate, CalAmp grants the Customer the right to distribute a single Application to a single User. In no circumstance may Customer distribute an Application

under a site license or concurrent use license unless a comparable license has been purchased for the Software as evidenced by a CalAmp License Certificate. Customer agrees that distribution of an Application to a User will in all cases be accompanied by a license agreement containing at a minimum terms and conditions substantially similar to and at least as restrictive as the following:

The User may not (1) Make derivative works including but not limited to translations, adaptations, arrangements or any other alteration of the Application or make copies of the Application, except one backup copy may be made for each legally obtained copy of the Application, provided that all CalAmp and third party licensor information — including copyright notices — are maintained and possession of the copy is retained in a secure location; (2) Allow access to the Application for unlicensed users; (3) Rent, lease, sublicense or lend the Application or its rights under the license; (4) Alter, decompile, disassemble or reverse engineer the Application; (5) Make any attempt to unlock or bypass any initialization system or encryption technique utilized by the Application; or (6) Alter, remove or obscure any proprietary legend, copyright or trademark notice contained in or on the Application.

The User agrees to use reasonable efforts to protect the Application from unauthorized use, reproduction, distribution or publication.

**Audit:** Customer shall keep records of all transactions involving Software for five (5) years after the transaction. CalAmp shall have the right upon written notice to audit Customer's records to verify compliance with this License including the number of Use Licenses granted by Customer. Audit may take place at Customer's place or business during normal working hours. In the event that there is a discrepancy in excess of five percent (5%) between the number of Use Licenses granted and the number paid for, Customer shall pay all costs related to performing the audit in addition to remitting payment for those licenses granted in excess of those paid for as evidenced by a CalAmp License Certificate.

**General:** This Agreement represents our entire understanding and agreement regarding the Software, Software Copies, Documentation, Documentation Copies and Related Materials and supersedes any prior purchase order, communication, advertising or representation and may only be modified in a written amendment signed by an authorized CalAmp representative or by a specific prior or subsequent written agreement between the parties. If any provision of this



Agreement shall be unlawful, void or for any reason unenforceable, that provision shall be deemed severable from, and shall in no way affect the validity or enforceability of, the remaining provisions.

## 8 Limited Warranty

**Covering the Physical Media and Printed Materials:** CalAmp warrants to you, the original licensee, that the media on which the Software is recorded are free from defects in materials and workmanship under normal use and service FOR A PERIOD OF NINETY (90) DAYS FROM THE DATE OF DEVELOPER LICENSE PURCHASE. CalAmp's entire liability and your exclusive remedy as to defective media, Documentation or Related Material(s) shall be replacement of the media, Documentation or Related Material(s) by CalAmp. Each defective item, along with proof of license purchase and date, must be sent in a traceable manner to: CalAmp DataCom Inc., 1401 North Rice Ave. Oxnard, CA 93030.

**Disclaimer Regarding the Software, Documentations and Related Materials:** THE SOFTWARE, DOCUMENTATION AND RELATED MATERIALS ARE PROVIDED "AS IS." EXCEPT AS MAY OTHERWISE BE EXPRESSLY SET FORTH HEREIN, CALAMP MAKES NO REPRESENTATIONS OR WARRANTIES, EXPRESS OR IMPLIED, WITH RESPECT TO THE SOFTWARE, DOCUMENTATION OR RELATED MATERIALS INCLUDING BY WAY OF EXAMPLE, AND NOT LIMITATION, THE IMPLIED WARRANTIES OF MERCHANTABILITY AND FITNESS FOR A PARTICULAR PURPOSE. BY WAY OF FURTHER EXAMPLE AND NOT LIMITATION, CALAMP MAKES NO REPRESENTATIONS OR WARRANTIES, EXPRESS OR IMPLIED, WITH RESPECT TO THE ACCURACY, RELIABILITY OR COMPLETENESS OF THE DOCUMENTATION OR THE RELATED MATERIALS. THE ENTIRE RISK AS TO THE USE OF THE SOFTWARE, DOCUMENTATION AND RELATED MATERIALS IS ASSUMED BY YOU. IN NO EVENT SHALL CALAMP BE LIABLE TO YOU OR ANY OTHER PERSON, REGARDLESS OF THE CAUSE, FOR THE EFFECTIVENESS OR ACCURACY OF THE SOFTWARE, DOCUMENTATION OR RELATED MATERIALS OR FOR ANY SPECIAL, INDIRECT, INCIDENTAL OR CONSEQUENTIAL DAMAGES ARISING FROM OR OCCASIONED BY YOUR USE OF THE SOFTWARE, DOCUMENTATION OR RELATED MATERIALS, EVEN IF ADVISED OF THE POSSIBILITY OF SUCH DAMAGES. IN THE EVENT THE FOREGOING IS FOUND BY A COURT OF COMPETENT JURISDICTION TO BE INEFFECTIVE, YOU HEREBY AGREE THAT CALAMP'S MAXIMUM LIABILITY FOR ANY CLAIM ARISING IN CONNECTION WITH THE SOFTWARE, DOCUMENTATION AND/OR RELATED MATERIALS (WHETHER IN CONTRACT, TORT, INCLUDING NEGLIGENCE, PRODUCT LIABILITY OR OTHERWISE) SHALL NOT

EXCEED THE LICENSE FEES PAID BY YOU WITH RESPECT TO THE SOFTWARE, DOCUMENTATION AND/OR RELATED MATERIALS AT ISSUE. SOME STATES DO NOT ALLOW THE LIMITATION OR EXCLUSION OF INCIDENTAL OR CONSEQUENTIAL DAMAGES, SO THE FOREGOING PROVISION, WITH RESPECT TO EXCLUDING OR LIMITING SUCH DAMAGES, MAY NOT APPLY TO YOU.

**Acknowledgement:** You acknowledge that you have read this LIMITED WARRANTY, understand it and agree to be bound by its terms and conditions. You also agree that: (1) No oral or written information or advice given by CalAmp, its dealers, distributors, agents or employees shall in any way increase the scope of this Limited Warranty and you may not rely on any such information or advice; (2) Unless a written governing agreement signed by you and CalAmp exists, this License Agreement is the complete and exclusive statement of agreement between CalAmp and you regarding the licensing of the Software, Documentation and Related Materials and supersedes all proposals, oral or written, and any other communications you may have had prior to purchasing your license; (3) Except for the price and delivery terms agreed upon by both parties, the terms and conditions of this License Agreement shall supersede those set forth in any purchase order where the purchase order conflicts or is inconsistent with or adds to the terms and conditions of this License and those superseded purchase order terms and conditions shall be null and void; (4) You agree to assure that copies of this License Agreement are distributed, read and agreed to by each Developer using the Software and/or Documentation.

**Governing Law:** This Agreement shall be governed by the laws of the State of California, United States, excluding its conflicts of law principles and excluding the United Nations Convention on Contracts for the International Sale of Goods. You agree to exclusive jurisdiction of California State federal and state courts, Ventura County, for resolution of any dispute related to this Agreement.

**U.S. Government Protected Rights:** The Software Documentation and Related Materials are provided with RESTRICTED RIGHTS. Use, duplication or disclosure by the Government is subject to restrictions as set forth in subparagraph ©(1)(ii) of the Rights in Technical Data and Computer Software clause at DFARS 252.227-7013 or subparagraphs ©(1) and (2) of the Commercial Computer Software-Restricted Rights at 48 CFR 52.227-19, as applicable. Manufacturer is CalAmp DataCom Inc., 1401 North Rice Ave. Oxnard, CA 93030. Rights are reserved under copyright laws of the United States with respect to unpublished portions of the Software.

## 9 Regulatory Information

### Human Exposure Compliance Statement

Pursuant to 47 CFR § 24.52 of the FCC Rules and Regulations, personal communications services (PCS) equipment is subject to the radio frequency radiation exposure requirements specified in § 1.1307(b), § 2.1091 and § 2.1093, as appropriate.

CalAmp DataCom Inc. certifies that it has determined that the module complies with the RF hazard requirements applicable to broadband PCS equipment operating under the authority of 47 CFR Part 24, Subpart E of the FCC Rules and Regulations. This determination is dependent upon installation, operation and use of the equipment in accordance with all instructions provided.

The module is designed for and intended to be used in fixed and mobile applications. "Fixed" means that the device is physically secured at one location and is not able to be easily moved to another location. "Mobile" means that the device is designed to be used in other than fixed locations and generally in such a way that a separation distance of at least 20 cm is normally maintained between the transmitter's antenna and the body of the user or nearby persons. The LMU-5000™ is not designed for or intended to be used in mobile applications (within 20 cm of the body of the user) and such uses are strictly prohibited.

To ensure that the module complies with current FCC regulations limiting both maximum RF output power and human exposure to radio frequency radiation, a separation distance of at least 20 cm must be maintained between the unit's antenna and the body of the user and any nearby persons at all times and in all applications and uses. Additionally, in mobile applications, maximum antenna gain must not exceed 3.2 dBi.

### FCC Rules and Industry Canada (IC) regulatory information

#### Compliance Statement (Part 15.19)

The equipment device complies with Part 15 of the FCC Rules. Operation is subject to the following two conditions: (1) This device may not cause harmful interference, and (2) This device must accept any interference received including interference that may cause undesired operation.

#### Warning (Part 15.21)

Changes or modifications not expressly approved by TransCore Amtech Systems could void the user's authority to operate the equipment. Manufacturer is not responsible for any radio or TV interference caused by unauthorized modifications to this equipment.

#### Compliance Statement (Part 15.105(b))

Note: This equipment has been tested and found to comply with the limits for a Class B digital device, pursuant to part 15 of the FCC Rules. These limits are designed to provide reasonable protection against harmful interference in a residential installation. This equipment generates, uses and can radiate radio frequency energy and, if not installed and used in accordance with the instructions, may cause harmful interference to radio communications. However, there is no guarantee that interference will not occur in a particular installation. If this equipment does cause harmful interference to radio or television reception, which can be determined by turning the equipment off and on, the user is encouraged to try to correct the interference by one or more of the following measures:

- Reorient or relocate the receiving antenna.
- Increase the separation between the equipment and receiver.
- Connect the equipment into an outlet on a circuit different from that to which the receiver is connected.
- Consult the dealer or an experienced radio/TV technician for help.

This device complies with Industry Canada license-exempt RSS standard(s). Operation is subject to the following two conditions: (1) this device may not cause interference, and (2) this device must accept any interference, including interference that may cause undesired operation of the device.

Le présent appareil est conforme aux CNR d'Industrie Canada applicables aux appareils radio exempts de licence. L'exploitation est autorisée aux deux conditions suivantes : (1) l'appareil ne doit pas produire de brouillage, et (2) l'utilisateur de l'appareil doit accepter tout brouillage radioélectrique subi, même si le brouillage est susceptible d'en compromettre le fonctionnement.

Class B digital device notice

“CAN ICES-3 (B)/NMB-3(B)”

#### RF Radiation Exposure Statement

This equipment complies with the FCC/IC radiation exposure limits set fourth for mobile transmitting devices operation in an uncontrolled environment. End users must follow the specific operating instructions to satisfy RF exposure compliance.

The equipment should only be used where there is normally at least 20cm separation between the antenna and all person/user.

This transmitter must not be co-located or operation in conjunction with any other antenna or transmitter.