

Annex 1: Measurement diagrams
to
TEST REPORT
No.: 6-0147-12-9-3b

According to:
FCC Regulations
CFR47: Part 22
Part 24
IC Regulations
RSS Gen, Issue 3
RSS-132, Issue 2
RSS-133, Issue 5

for

Cinterion Wireless Modules GmbH

EHS5-US Module

FCC-ID: QIPEHS5-US
IC: 7830A-EHS5US







Laboratory Accreditation and Listings			
 DAkkS Deutsche Akkreditierungsstelle D-PL-12047-01-01	 FEDERAL COMMUNICATIONS COMMISSION FC USA Reg. No.: 736496 MRA US-EU 0003	 Industry Canada Reg. No.: 3462D-1 Reg. No.: 3462D-2 Reg. No.: 3462D-3	 Voluntary Controls for Electromagnetic Emissions Reg. No.: R-2665, R-2666 C-2914, T-1967, G-301
 WiFi ALLIANCE AUTHORIZED RF LABORATORY	 CTIA Authorized Test Lab LAB CODE 20011130-00		
accredited according to DIN EN ISO/IEC 17025			
<p>CETECOM GmbH Laboratory Radio Communications & Electromagnetic Compatibility Im Teelbruch 116 • 45219 Essen • Germany Registered in Essen, Germany, Reg. No.: HRB Essen 8984 Tel.: + 49 (0) 20 54 / 95 19-954 • Fax: + 49 (0) 20 54 / 95 19-964 E-mail: info@cetecom.com • Internet: www.cetecom.com</p>			

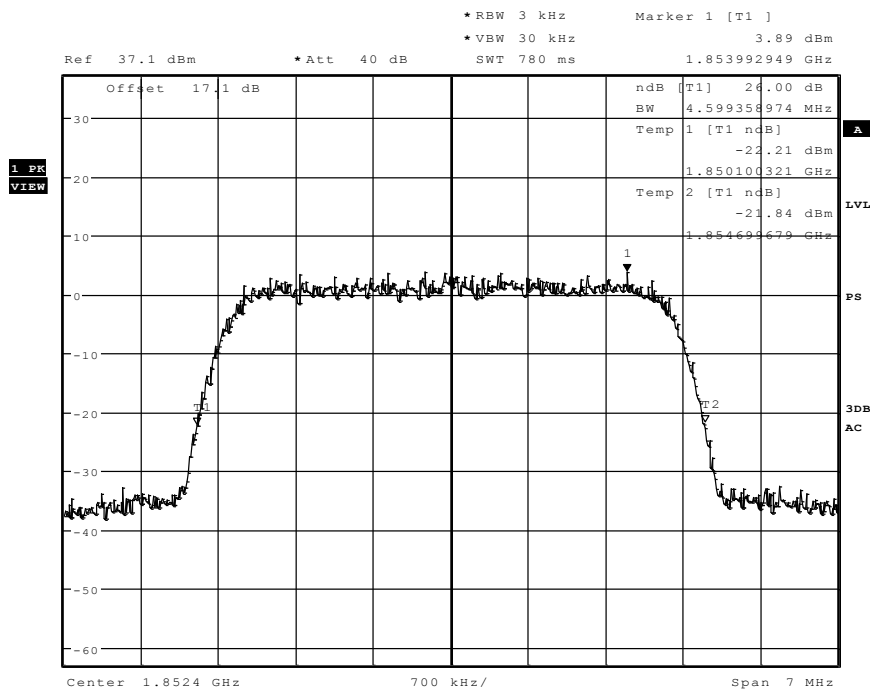
Table of contents

1. MEASUREMENT DIAGRAMS.....	3
1.1. <i>Emission bandwidth (26dBc Bandwidth).....</i>	<i>3</i>
1.1.1. <i>FDD II (RMC99 mode).....</i>	<i>3</i>
1.1.2. <i>FDD II (HSPA mode).....</i>	<i>4</i>
1.1.3. <i>FDD V (RMC99 mode).....</i>	<i>6</i>
1.1.4. <i>FDD V (HSPA mode).....</i>	<i>7</i>
1.2. <i>99% Occupied bandwidth.....</i>	<i>9</i>
1.2.1. <i>FDD II (RMC99 mode).....</i>	<i>9</i>
1.2.2. <i>FDD II (HSPA mode).....</i>	<i>10</i>
1.2.3. <i>FDD V (RMC99 mode).....</i>	<i>12</i>
1.2.4. <i>FDD V (HSPA mode).....</i>	<i>13</i>
1.3. <i>Spurious emissions conducted.....</i>	<i>15</i>
1.3.1. <i>Out-of-Band emissions – FDD II (RMC99).....</i>	<i>15</i>
1.3.2. <i>Band-Edge compliance FDD II (RMC99).....</i>	<i>21</i>
1.3.3. <i>Out-of-Band emissions – FDD V (RMC99).....</i>	<i>23</i>
1.3.4. <i>Band-Edge compliance: FDD V Mode (RMC99).....</i>	<i>29</i>
1.4. <i>Spurious emissions radiated (30 MHz < f < 20 GHz).....</i>	<i>31</i>
1.4.1. <i>FDD II mode (RMC99).....</i>	<i>31</i>
1.4.2. <i>Band-Edge FDD II mode (RMC99).....</i>	<i>34</i>
1.5. <i>Spurious emissions radiated (30 MHz < f < 9 GHz).....</i>	<i>36</i>
1.5.1. <i>FDD V mode (RMC99).....</i>	<i>36</i>
1.5.2. <i>Band-Edge FDD V mode (RMC99).....</i>	<i>39</i>

1. Measurement diagrams

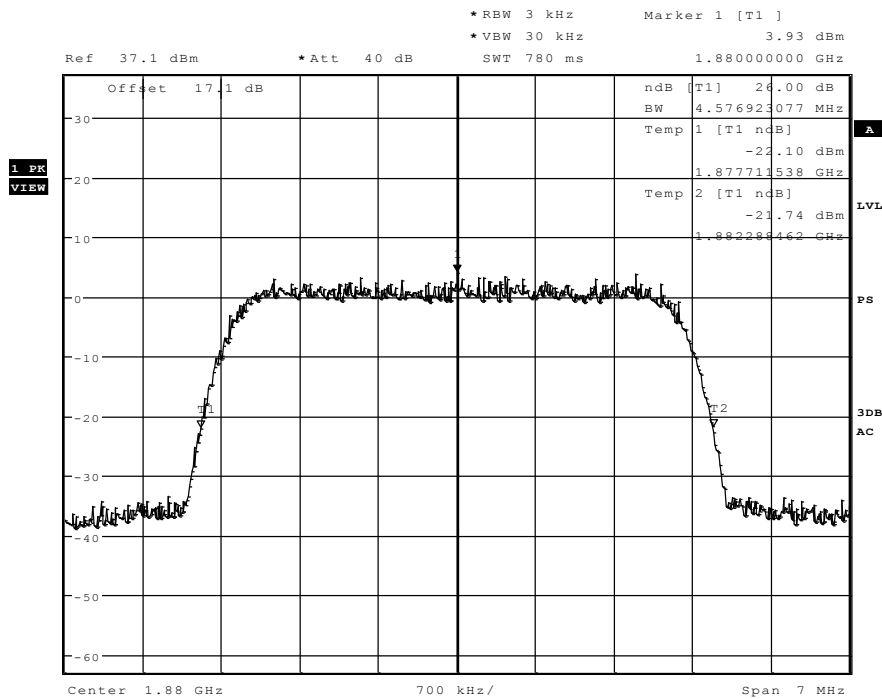
1.1. Emission bandwidth (26dBc Bandwidth)

1.1.1. FDD II (RMC99 mode)



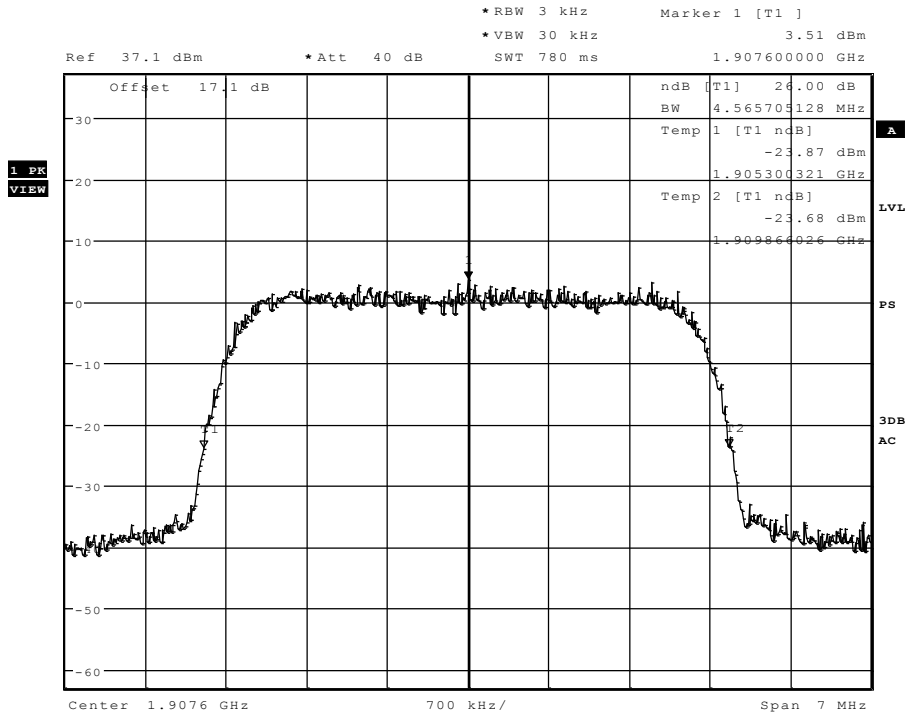
Date: 21.SEP.2012 11:59:48

Channel 9262



Date: 21.SEP.2012 12:05:34

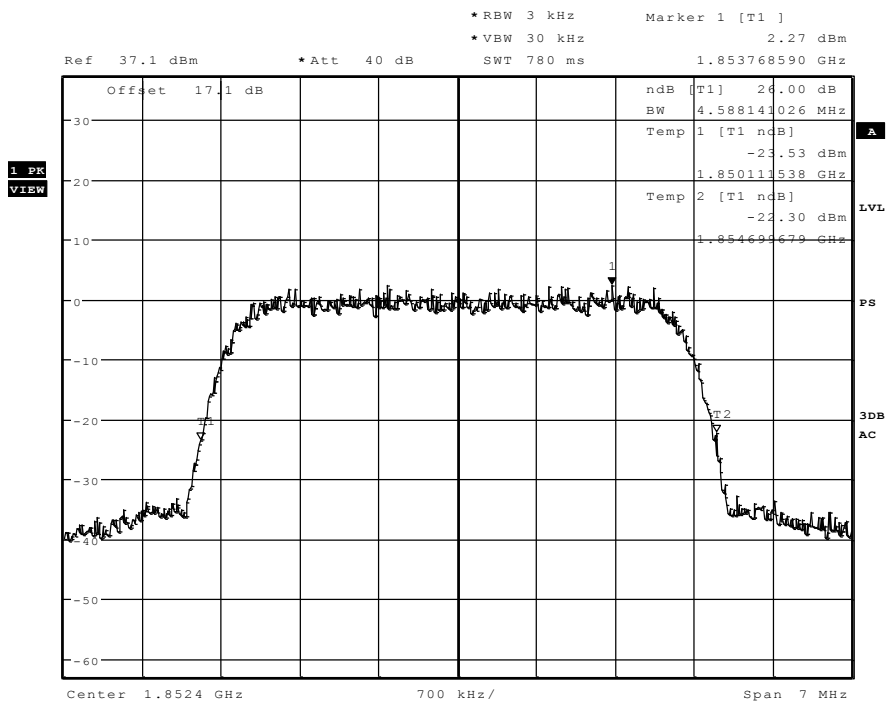
Channel 9400



Date: 21.SEP.2012 12:07:28

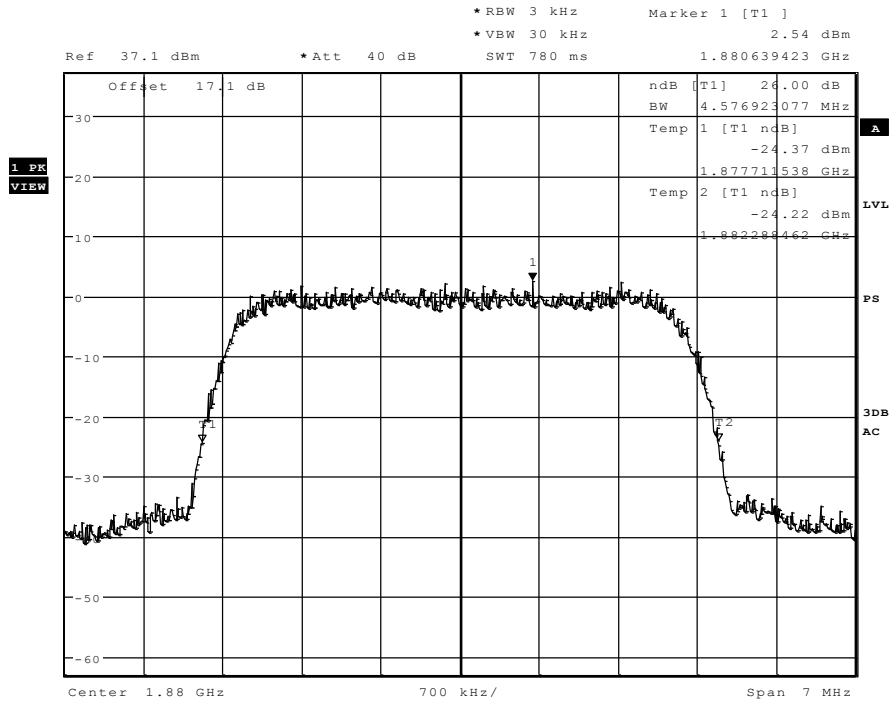
Channel 9538

1.1.2. FDD II (HSPA mode)



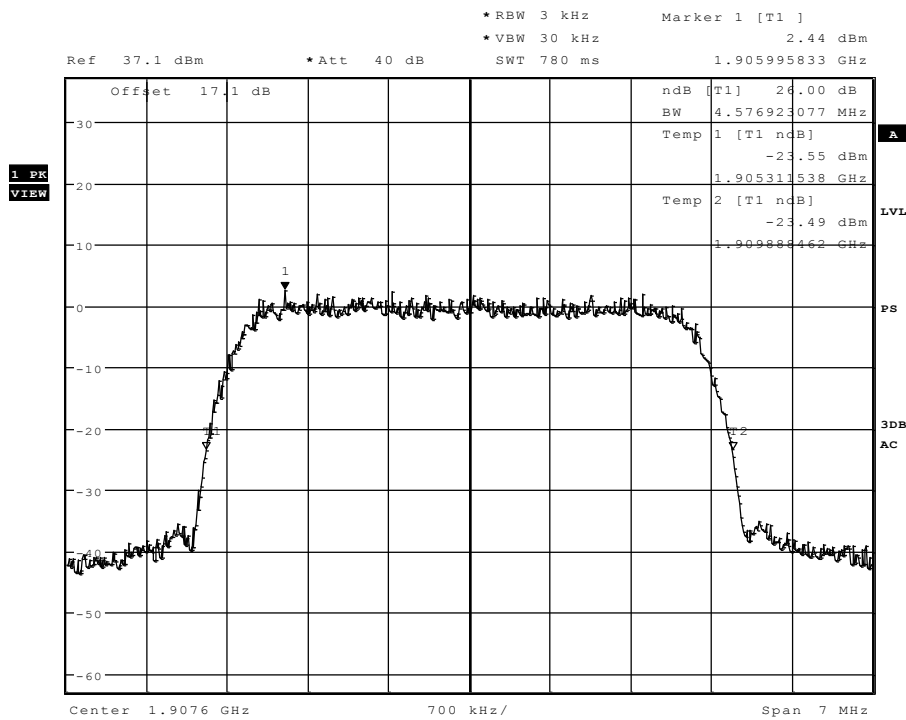
Date: 21.SEP.2012 12:16:45

Channel 9262



Date: 21.SEP.2012 12:17:59

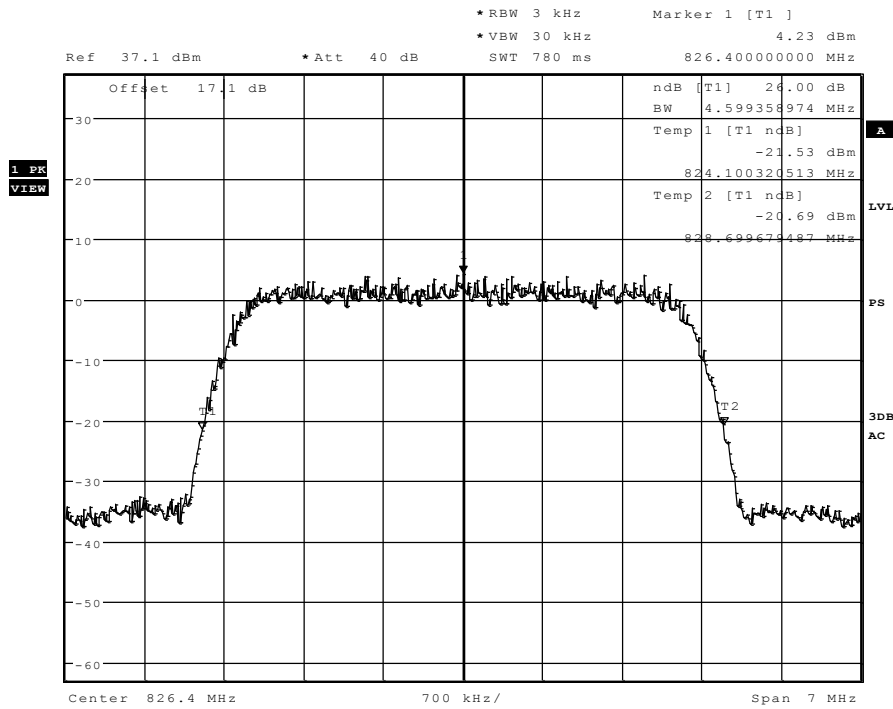
Channel 9400



Date: 21.SEP.2012 12:21:53

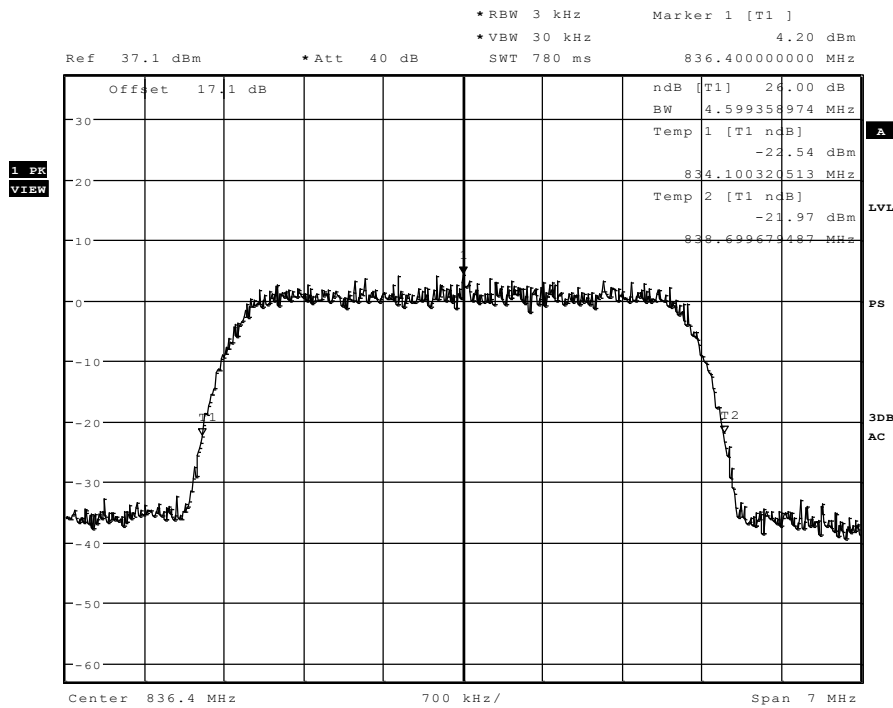
Channel 9538

1.1.3. FDD V (RMC99 mode)



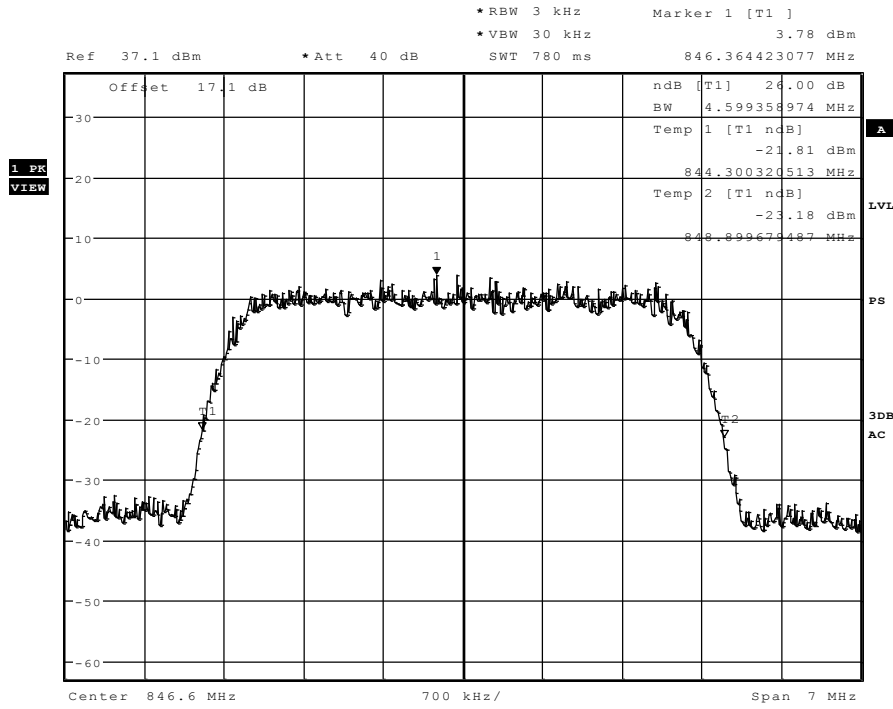
Date: 20.SEP.2012 12:04:39

Channel 4132



Date: 20.SEP.2012 12:10:42

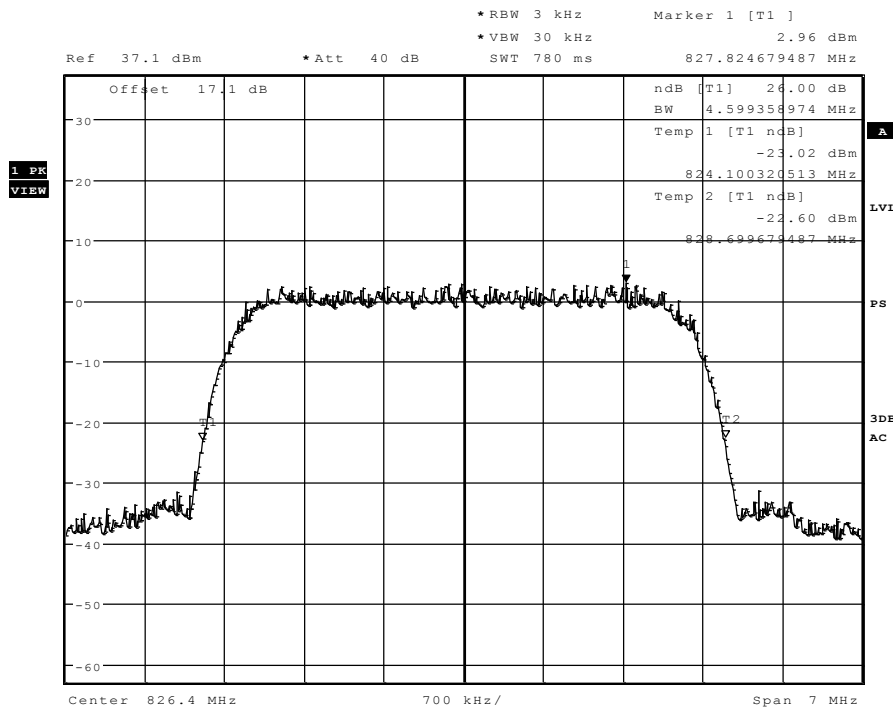
Channel 4183



Date: 20.SEP.2012 12:12:30

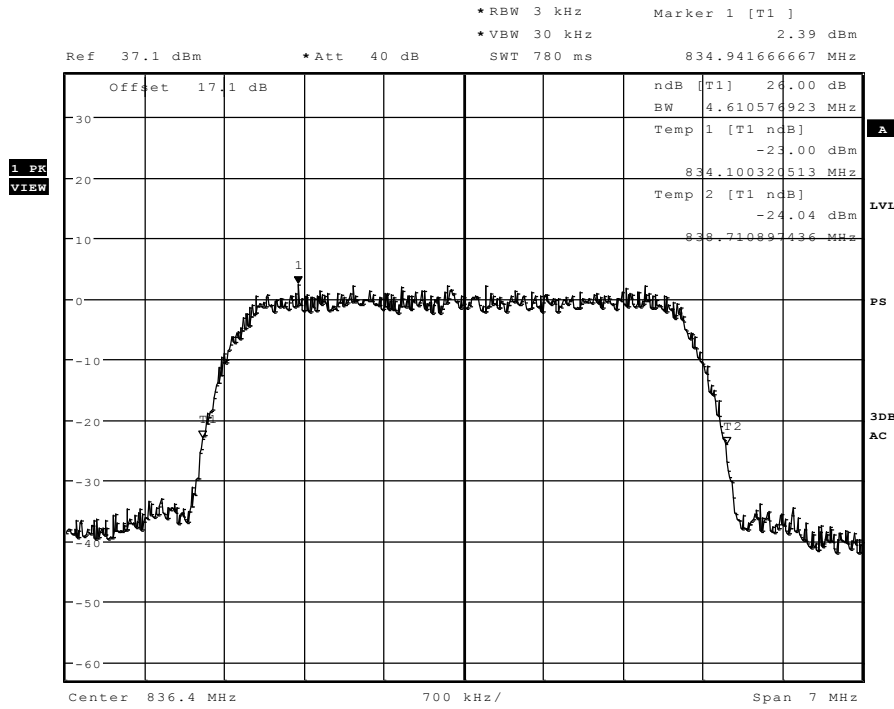
Channel 4233

1.1.4. FDD V (HSPA mode)



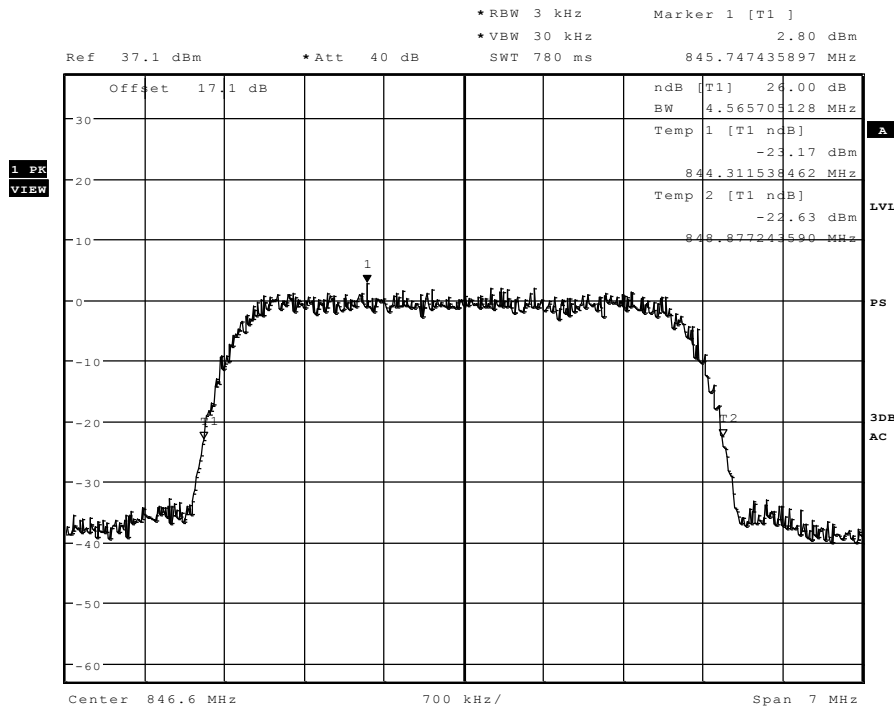
Date: 20.SEP.2012 12:46:47

Channel 4132



Date: 20.SEP.2012 12:41:17

Channel 4183

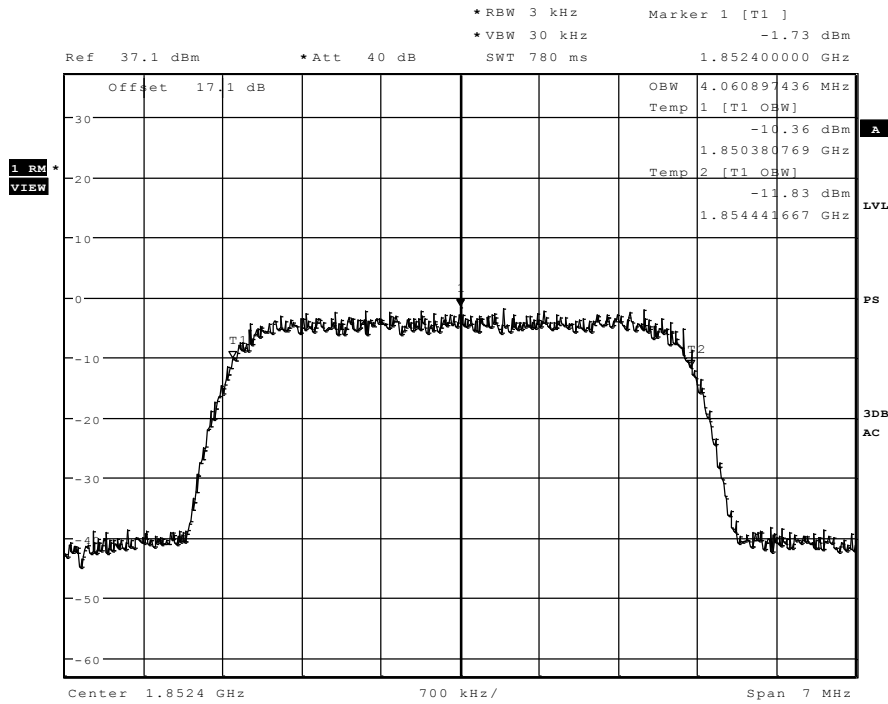


Date: 20.SEP.2012 12:39:36

Channel 4233

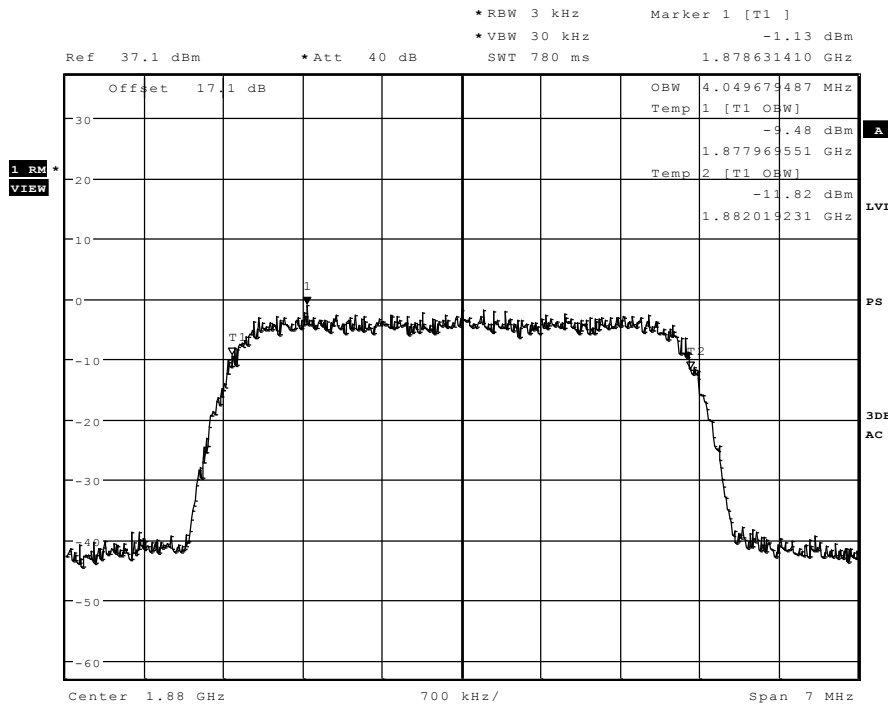
1.2. 99% Occupied bandwidth

1.2.1. FDD II (RMC99 mode)



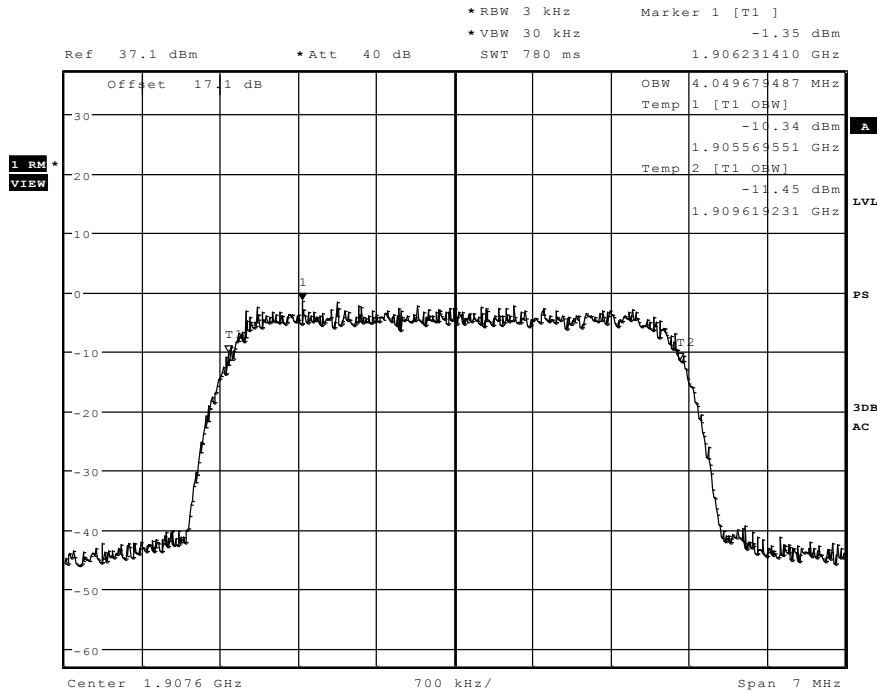
Date: 21.SEP.2012 12:02:43

Channel 9262



Date: 21.SEP.2012 12:04:12

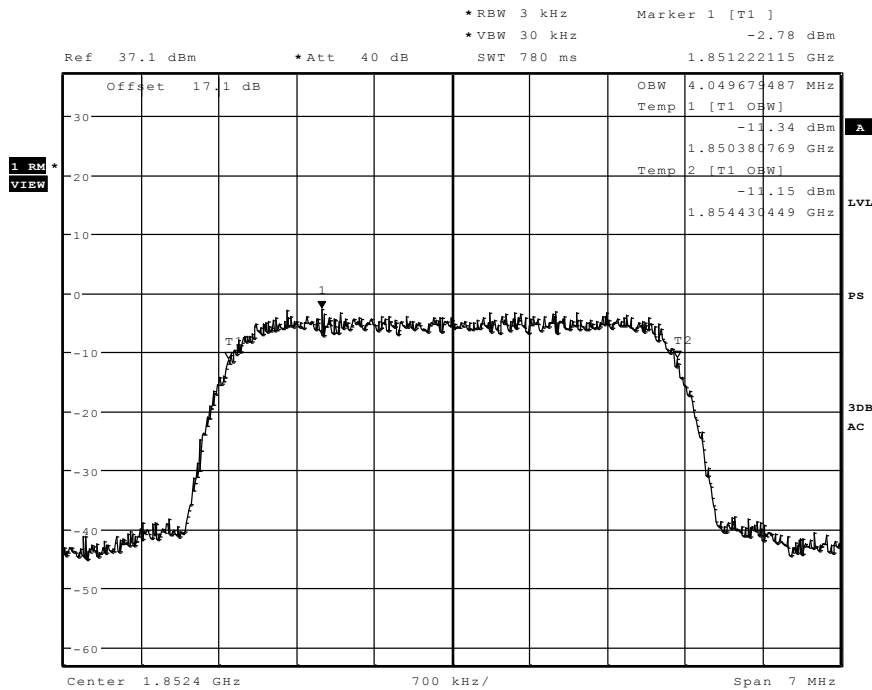
Channel 9400



Date: 21.SEP.2012 12:08:51

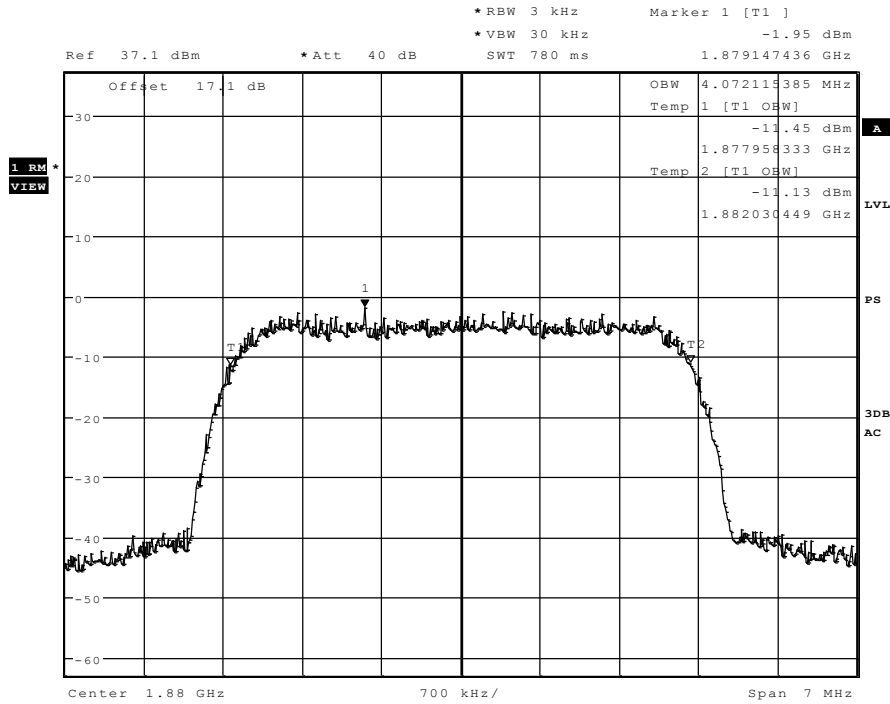
Channel 9538

1.2.2. FDD II (HSPA mode)



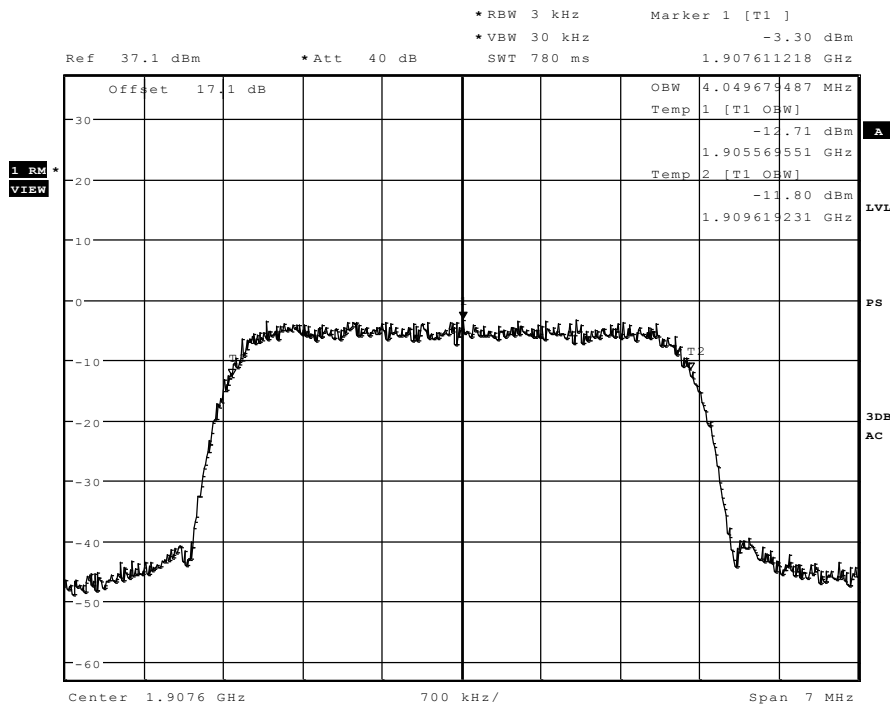
Date: 21.SEP.2012 12:14:55

Channel 9262



Date: 21.SEP.2012 12:19:24

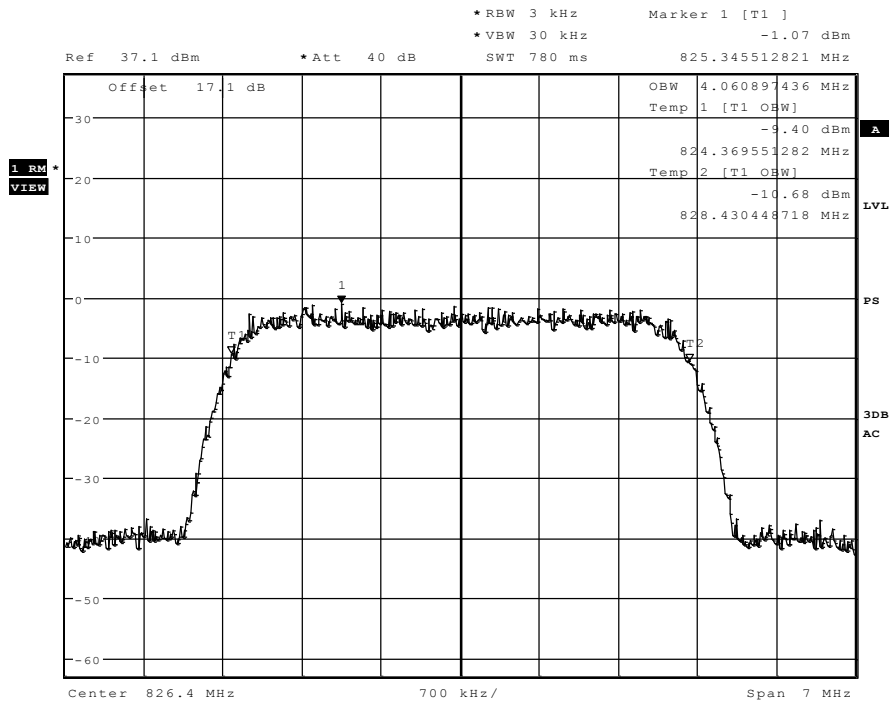
Channel 9400



Date: 21.SEP.2012 12:20:33

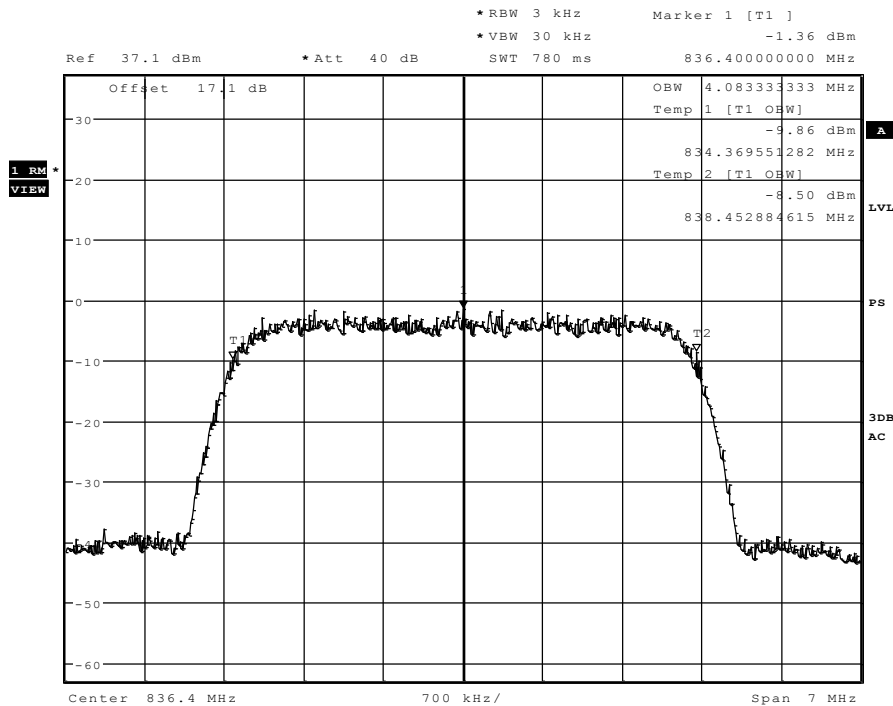
Channel 9538

1.2.3. FDD V (RMC99 mode)



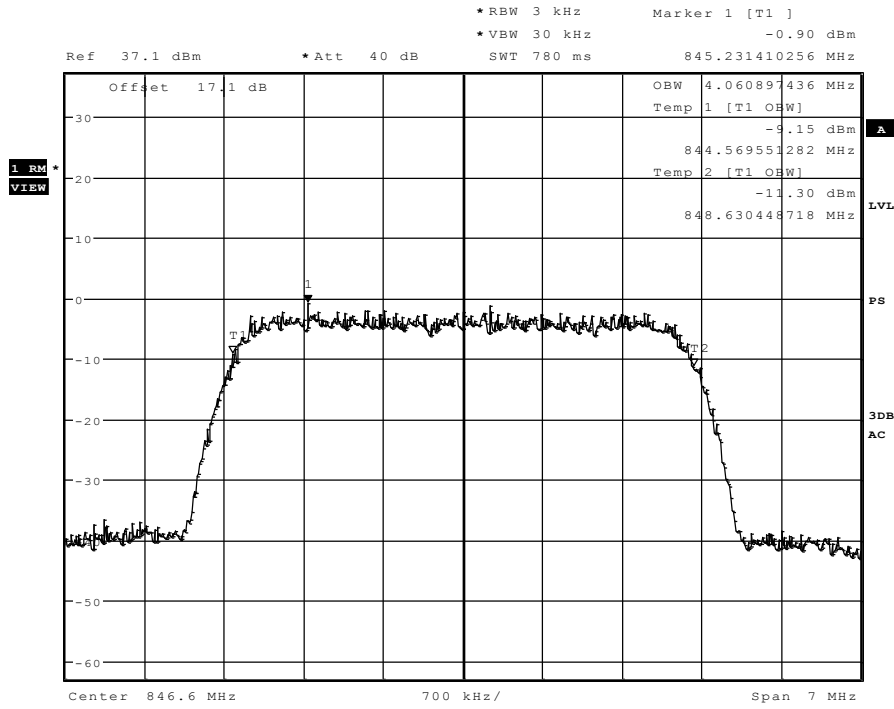
Date: 20.SEP.2012 12:07:42

Channel 4132



Date: 20.SEP.2012 12:09:38

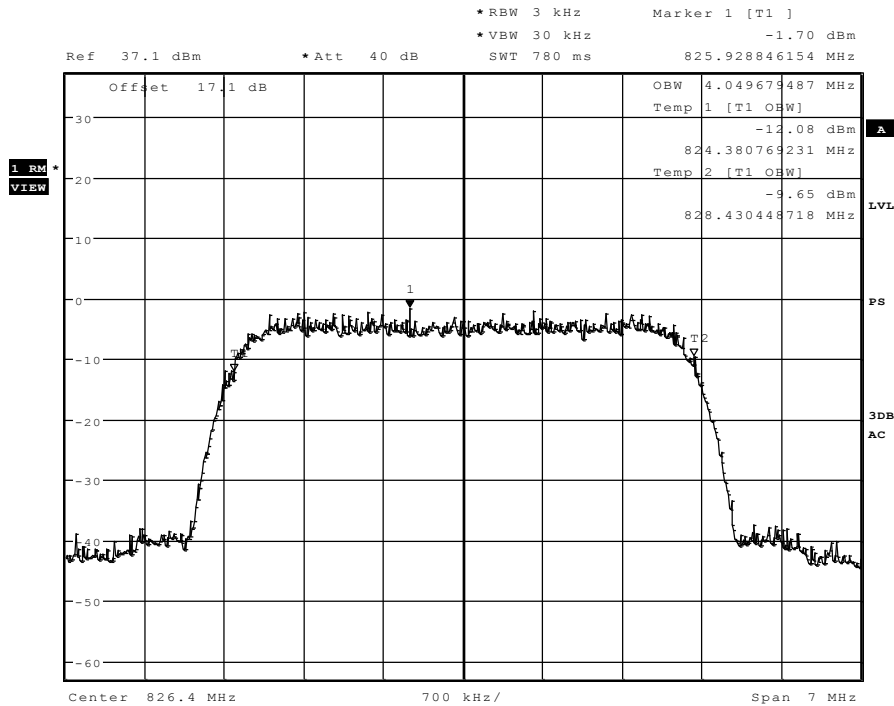
Channel 4183



Date: 20.SEP.2012 12:13:56

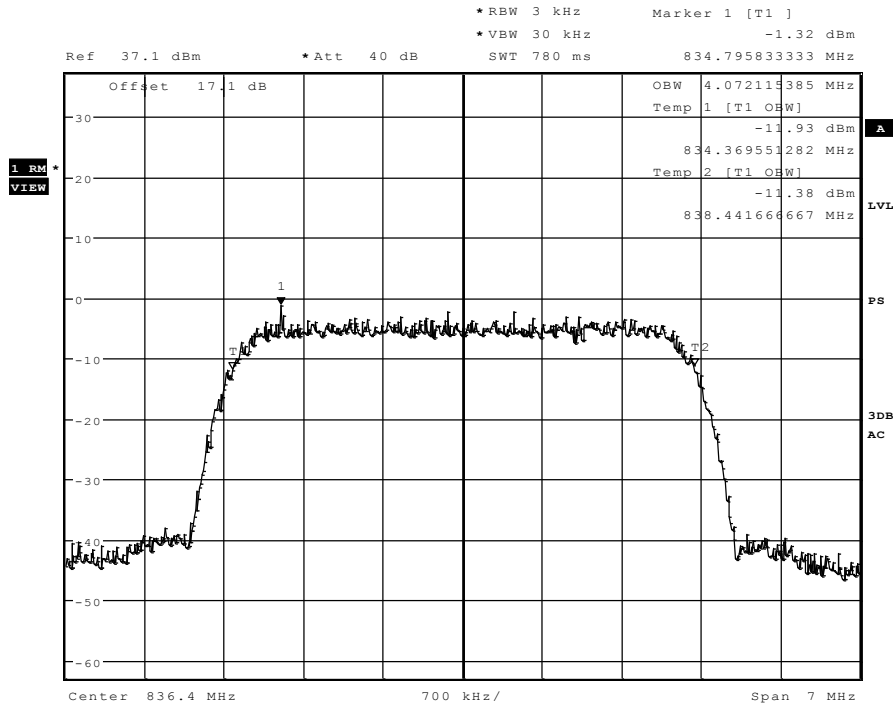
Channel 4233

1.2.4. FDD V (HSPA mode)



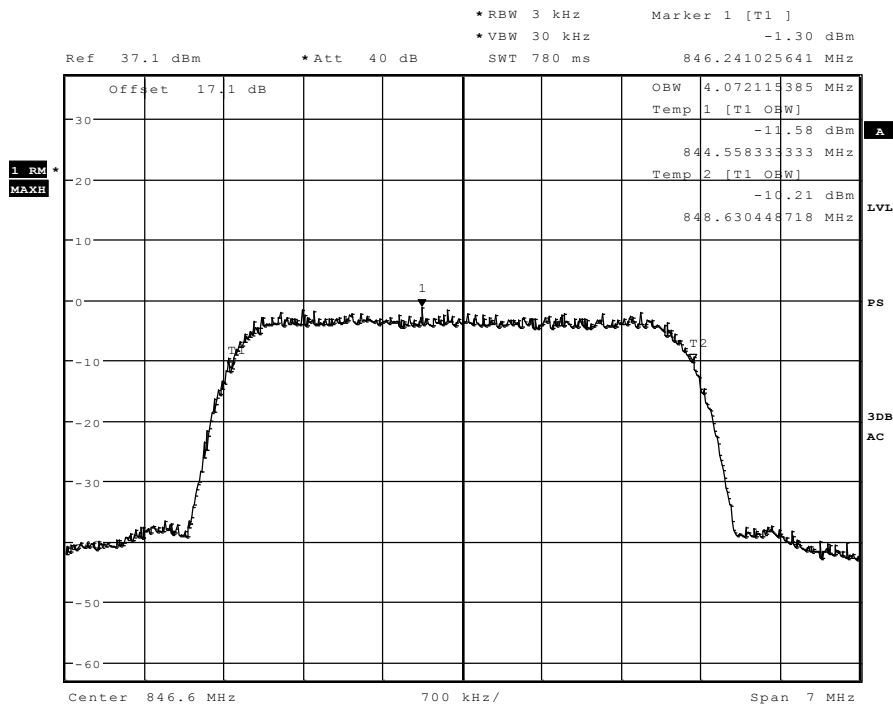
Date: 20.SEP.2012 12:45:07

Channel 4132



Date: 20.SEP.2012 12:43:27

Channel 4183



Date: 20.SEP.2012 12:37:15

Channel 4233

1.3. Spurious emissions conducted

1.3.1. Out-of-Band emissions – FDD II (RMC99)

Diagram No.: 12.10

Common Information

Test Description:	TX Spurious Emission conducted
Test Site:	Radio laboratory 1
Test Standard:	FCC Part 24.238 RSS-133
Operation mode:	FDDII RMC (channel:9262)
Operator Name:	TAS/Ach
Comment:	6-0147-12-9 -3b

EUT Information

EUT Name:	EHS5-US
Manufacturer:	Cinterion
Serial Number:	00440108075600
Hardware Rev:	B2 rev.3
Software Rev:	00.260
Comment:	Interface R232
Accessories:	Power supply (12V DC), Data/Voice transmission via RS232

Sweep_1

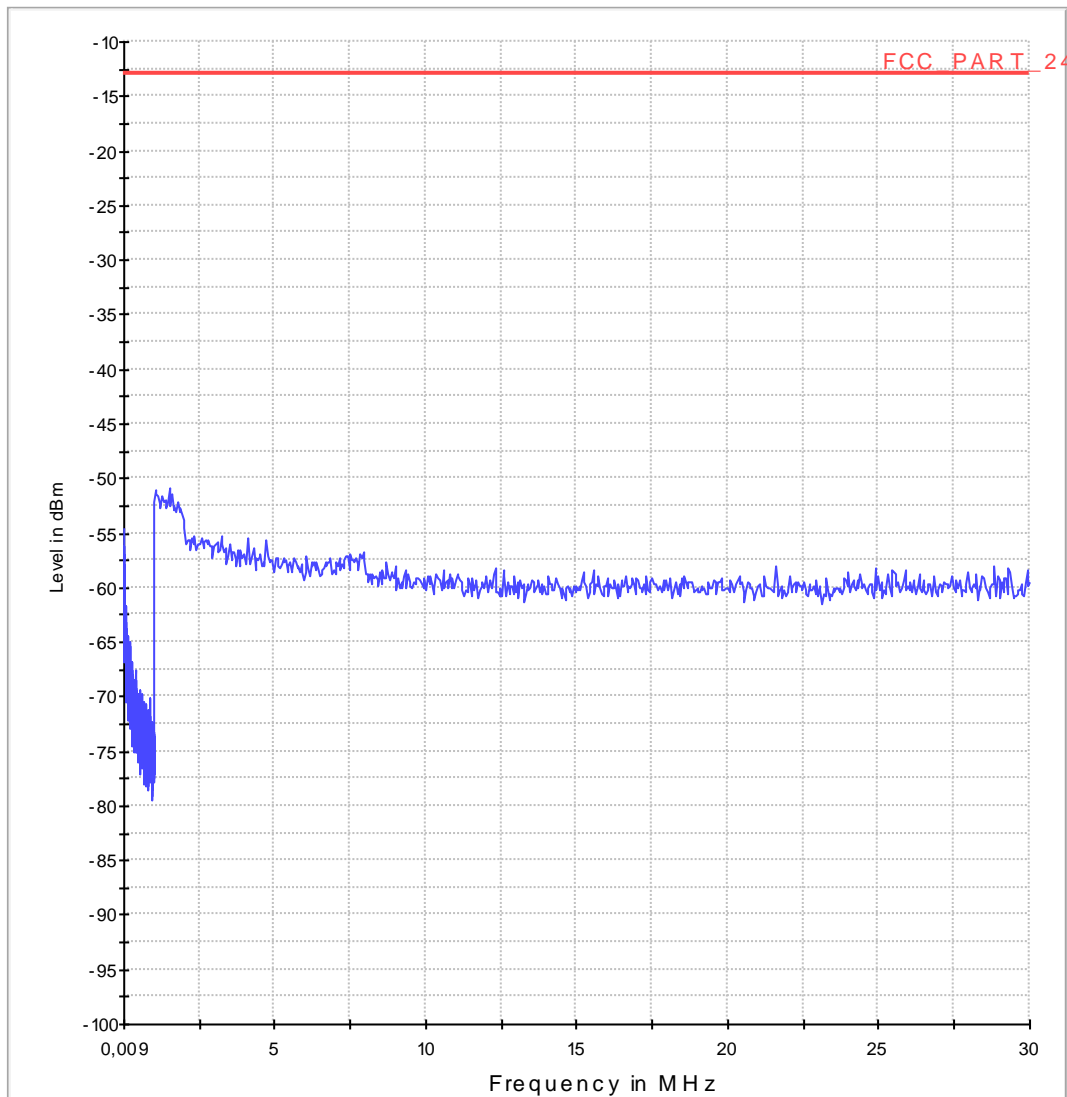


Diagram No.: 12.10

Common Information

Test Description:	TX Spurious Emission conducted
Test standard:	FCC Part 24.238 RSS-133
Test Site:	Radio laboratory 1
Operator Name:	TAS/Ach
Operating mode:	FDD II TX, RMC99, low channel on U-ARFCN 9262

EUT Information

EUT Name:	EHS5-US
Manufacturer:	Cinterion
Serial Number:	00440108075600
Hardware Rev:	B2 rev.3
Software Rev:	00.260
Comment:	Interface R232
Accessories:	Power supply (12V DC), Data/Voice transmission via RS232

Sweep_2

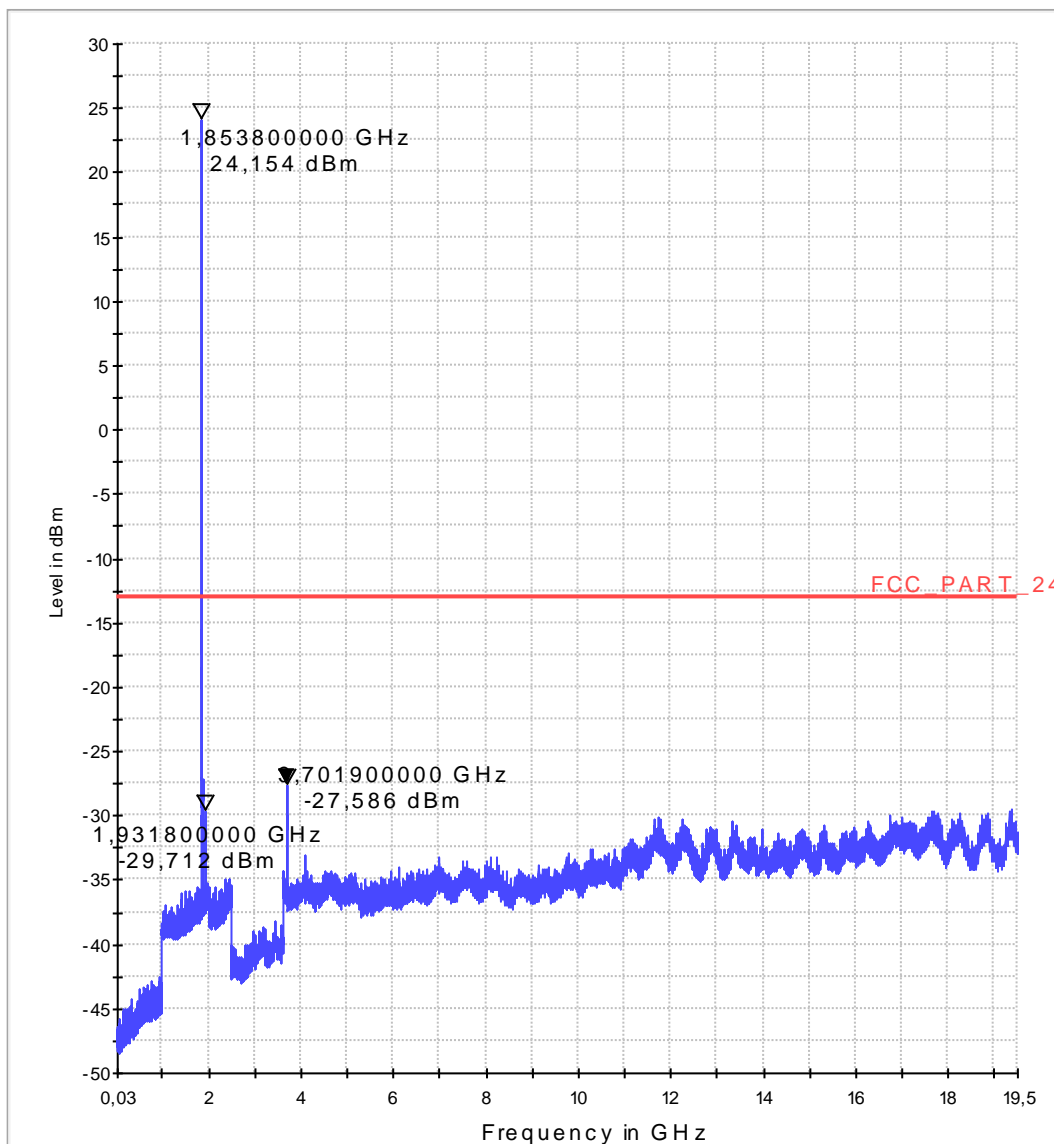


Diagram No.: 12.11

Common Information

Test Description:	TX Spurious Emission conducted
Test Site:	Radio laboratory 1
Test Standard:	FCC Part 24.238 RSS-133
Operation mode:	FDDII RMC (channel:9400)
Operator Name:	TAS/Ach
Comment:	6-0147-12-9 -3b

EUT Information

EUT Name:	EHS5-US
Manufacturer:	Cinterion
Serial Number:	004401080756000
Hardware Rev:	B2 rev.3
Software Rev:	00.260
Comment:	Interface R232
Accessories:	Power supply (12V DC), Data/Voice transmission via RS232

Sweep_1

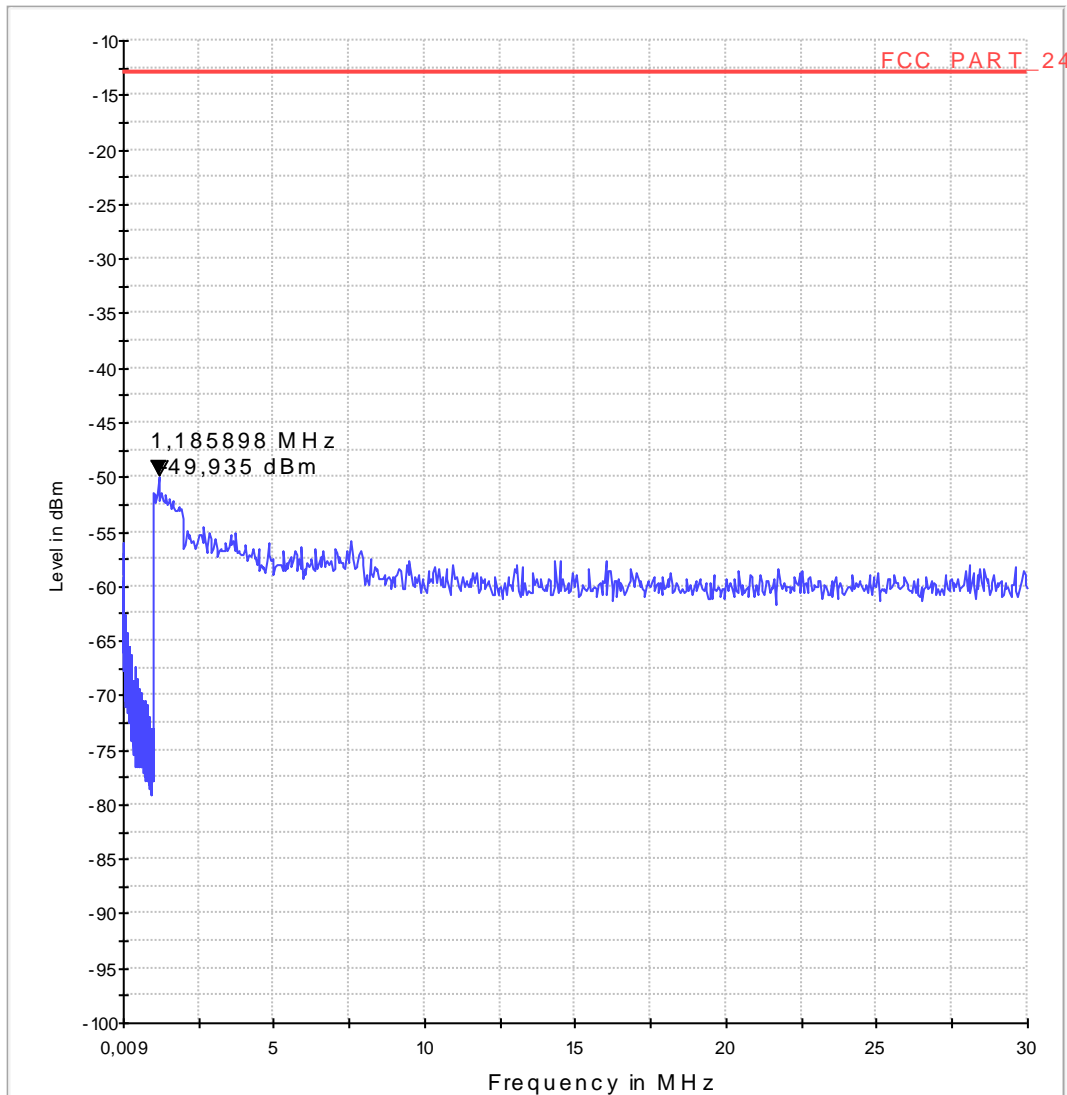


Diagram No.: 12.11

Common Information

Test Description:	TX Spurious Emission conducted
Operating Conditions:	Radio laboratory 1
Test spec:	FCC Part 24.238 RSS-133
Op-mode	TX FDDII RMC (channel:9400)
Operator	TAS/Ach
	6-0147-12-9 -3b

EUT Information

EUT Name:	EHS5-US
Manufacturer:	Cinterion
Serial Number:	00440108075600
Hardware Rev:	B2 rev.3
Software Rev:	00.260
Comment:	Interface R232
Accessories:	Power supply (12V DC), Data/Voice transmission via RS232

Sweep_2

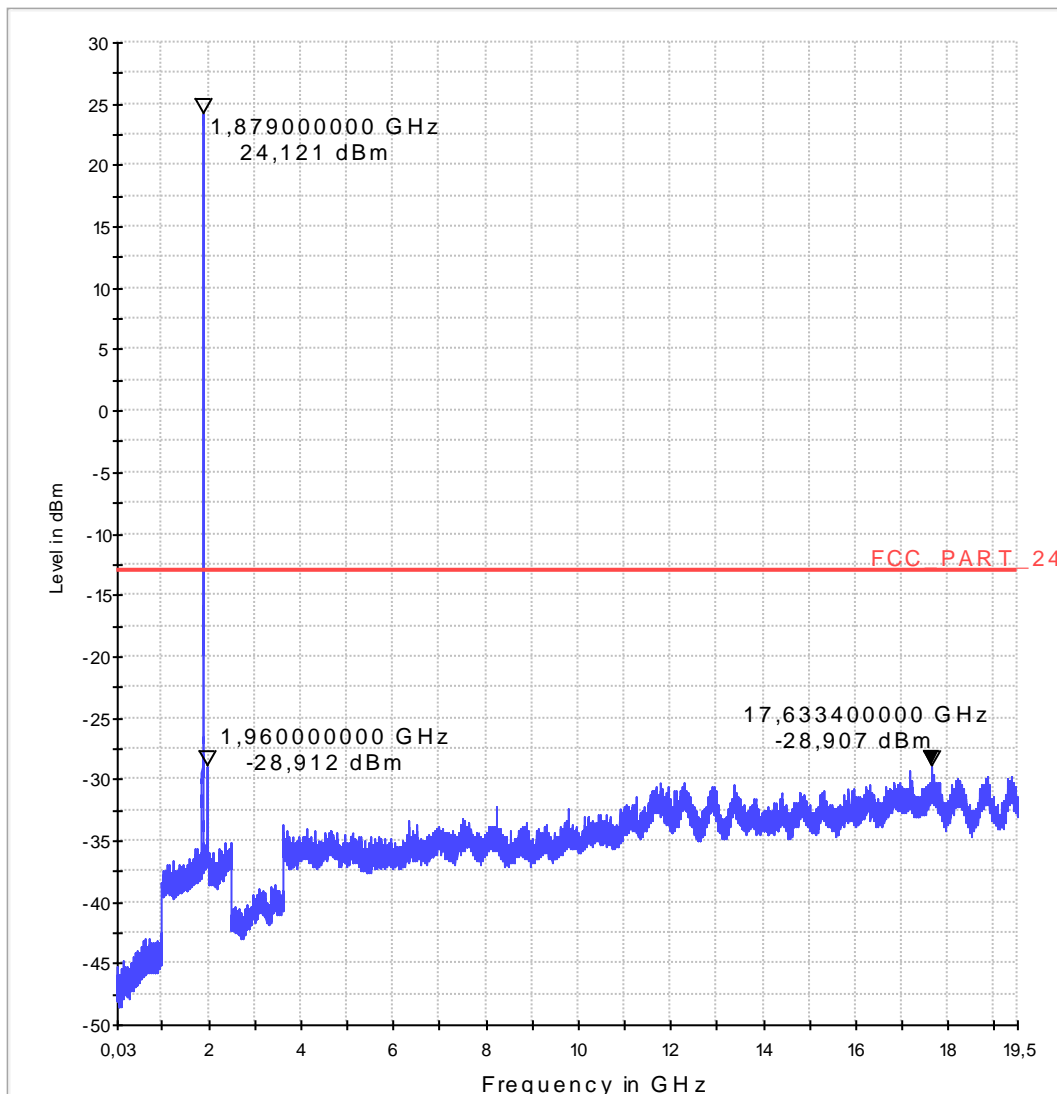


Diagram No.: 12.12

Common Information

Test Description:	TX Spurious Emission conducted
Test Site:	Radio laboratory 1
Test Standard:	FCC Part 24.238 RSS-133
Operation mode:	FDDII TX RMC (channel:9538)
Operator Name:	TAS/Ach
Comment:	6-0147-12-9-3b

EUT Information

EUT Name:	EHS5-US
Manufacturer:	Cinterion
Serial Number:	00440108075600
Hardware Rev:	B2 rev.3
Software Rev:	00.260
Comment:	Interface R232
Accessories:	Power supply (12V DC), Data/Voice transmission via RS232

Sweep_1

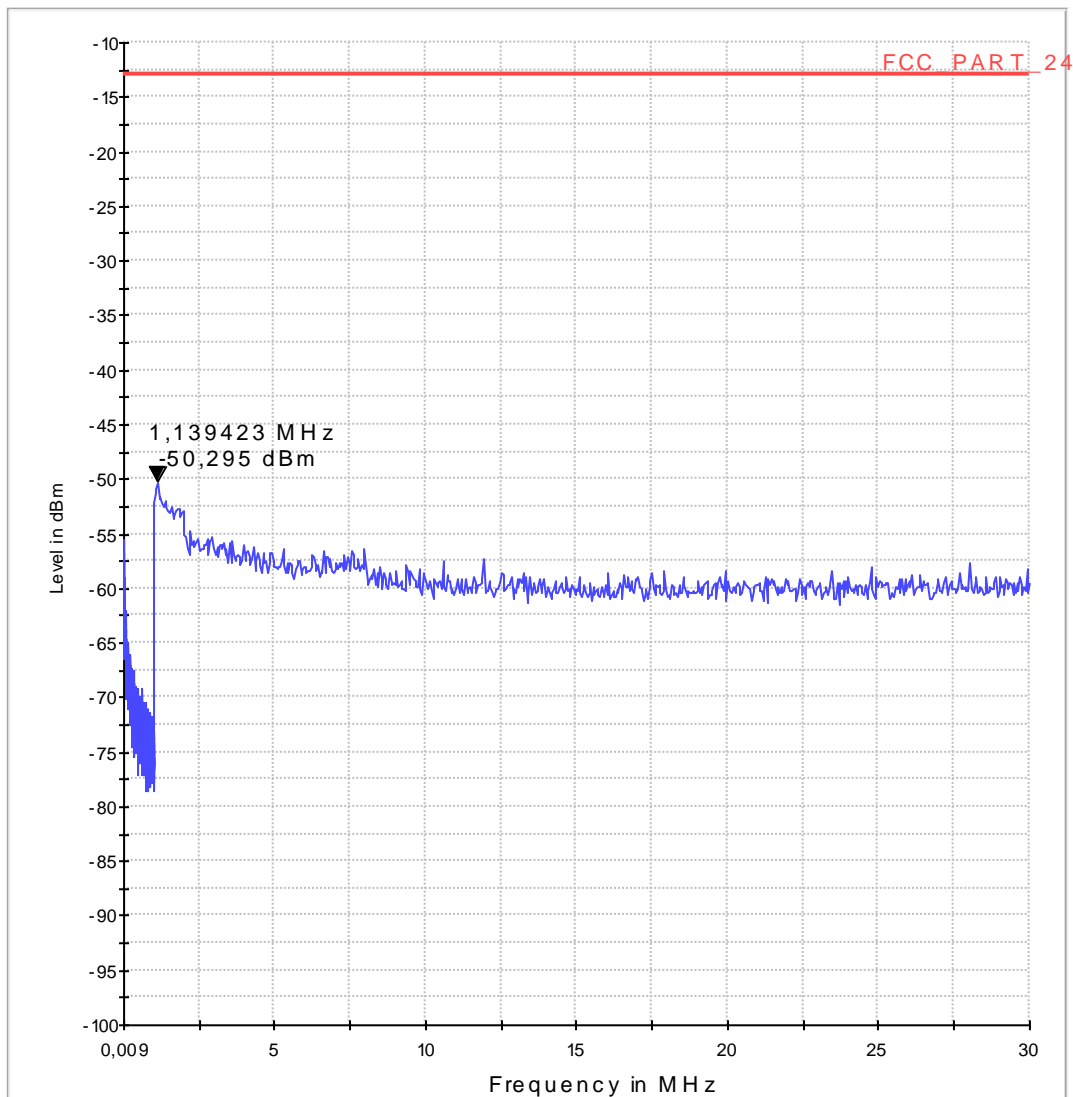


Diagram no.: 12.12

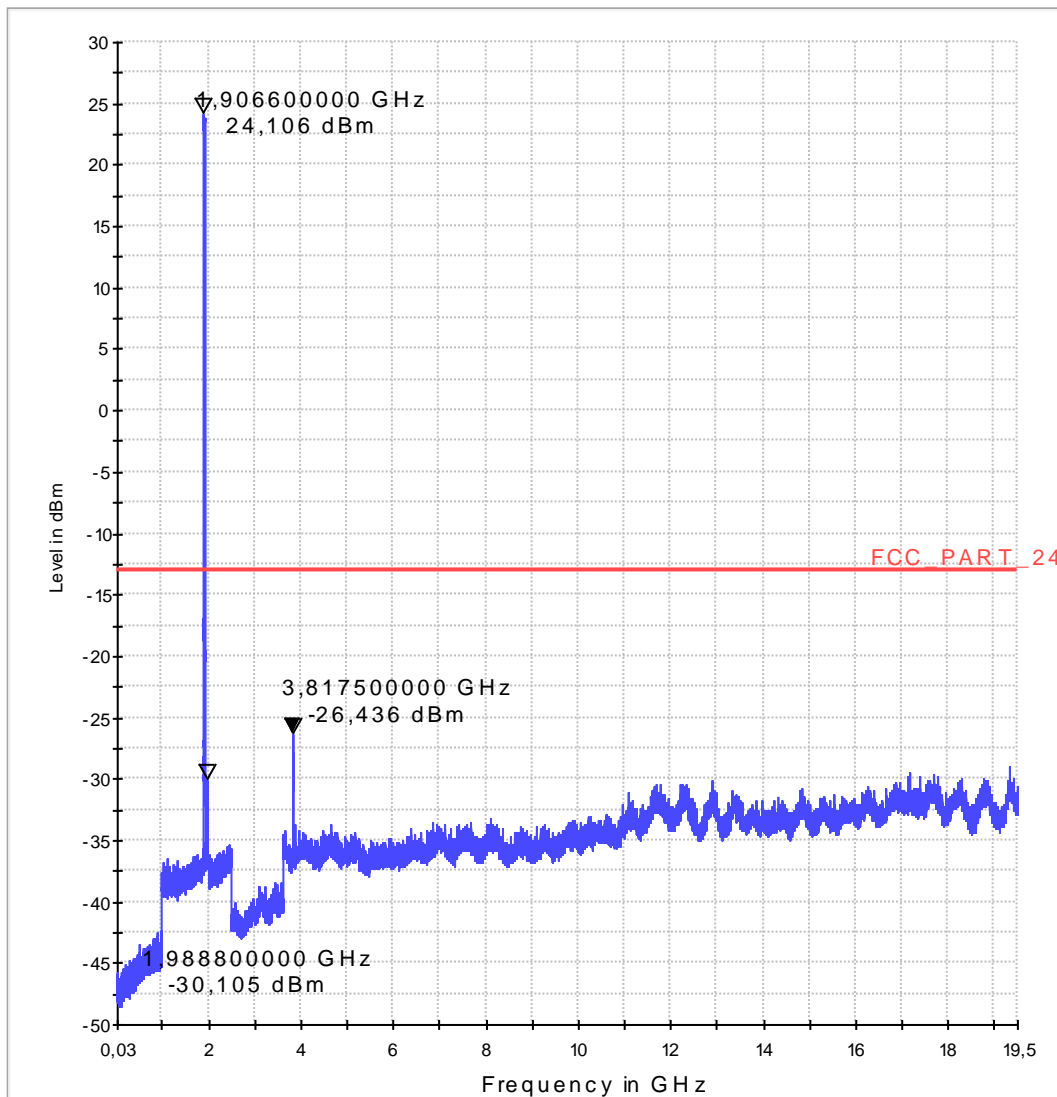
Common Information

Test Description:	TX Spurious Emission conducted
Operating Conditions:	Radio laboratory 1
Operator Name:	FCC Part 24.238 RSS-133
Op. mode:	TX FDDII RMC (channel:9538)
	TAS/Ach
	6-0147-12-9 -3b

EUT Information

EUT Name:	EHS5-US
Manufacturer:	Cinterion
Serial Number:	00440108075600
Hardware Rev:	B2 rev.3
Software Rev:	00.260
Comment:	Interface R232
Accessories:	Power supply (12V DC), Data/Voice transmission via RS232

Sweep_2



1.3.2. Band-Edge compliance FDD II (RMC99)

Diagram No.: 14.15

Common Information

Test Description:	Band Edge
Operating Conditions:	Radio laboratory 1
Test spec.:	FCC Part 24.238 RSS-133
Operator	TAS/Ach 6-0147-12-9 -3b

EUT Information

EUT Name:	EHS5-US
Manufacturer:	Cinterion
Serial Number:	00440108075600
Hardware Rev:	B2 rev.3
Software Rev:	00.260
Comment:	Interface R232
Accessories:	Power supply (12V DC), Data/Voice transmission via RS232

Sweep_3a_Band_Edge_Channel_9262_PK

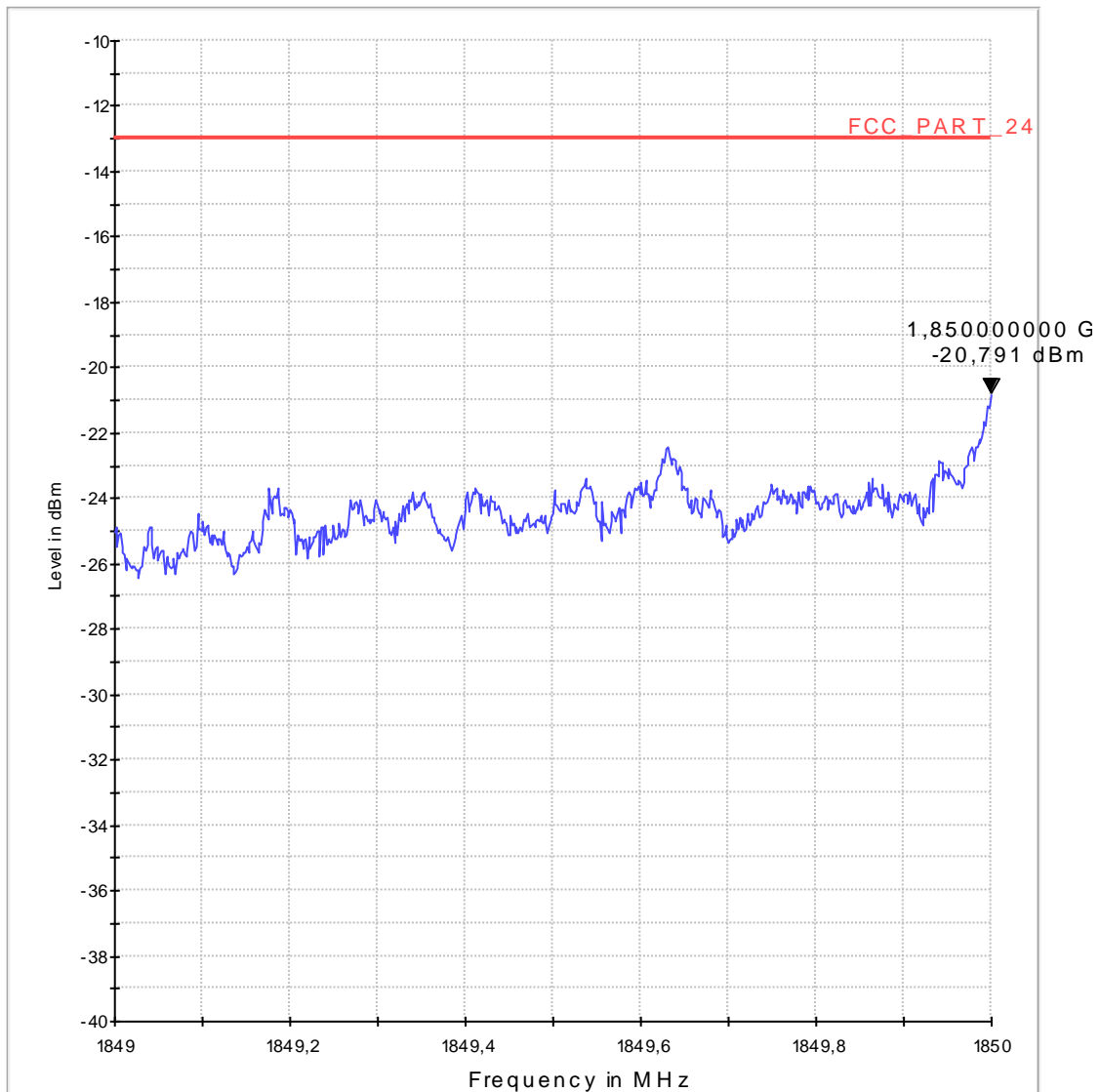


Diagram No. 14.16

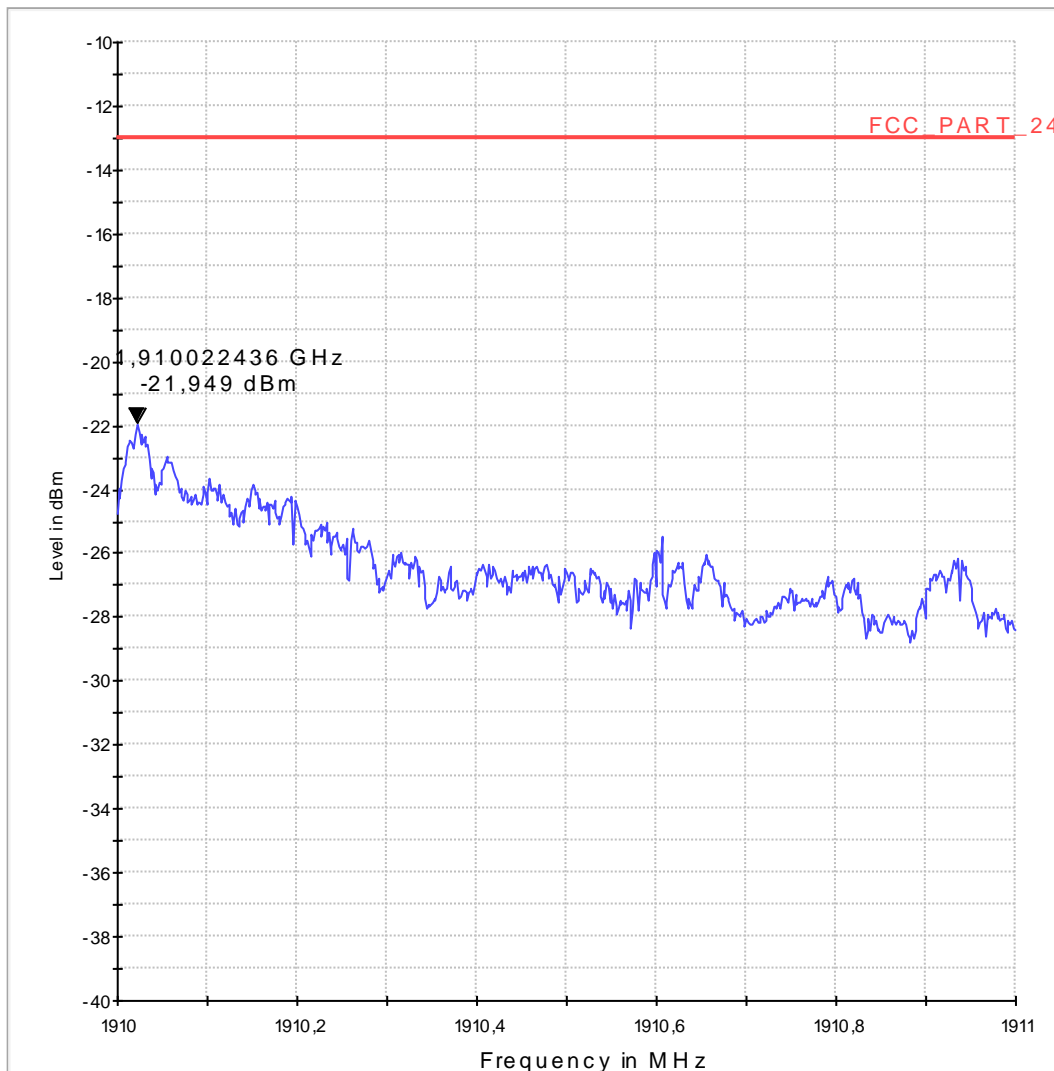
Common Information

Test Description:	Transmitter unwanted emissions (Band-Edge)/ FCC requirements
Test Site:	Radio laboratory 1
Test Standard:	FCC Part 24.238 RSS-133
Environment Conditions:	22.5°C 39%
Operator Name:	TAS
Operating mode:	TX on channel U-ARFCN 9538 6-0147-12-9-3b

EUT Information

EUT Name:	EHS5-US
Manufacturer:	Cinterion
Serial Number:	00440108075600
Hardware Rev:	B2 rev.3
Software Rev:	00.260
Comment:	Interface R232
Accessories:	Power supply (12V DC), Data/Voice transmission via RS232

Sweep_3a_Band_Edge_Channel_9538_PK



1.3.3. Out-of-Band emissions – FDD V (RMC99)

Diagram No.: 12.13

Common Information

Test Description:	TX Spurious Emission conducted
Test Site:	Radio laboratory 1
Test Standard:	FCC Part 22.917, RSS-132
Operation mode:	TX - FDD V (RMC), low channel on U-ARFCN 4132
Operator Name:	Tas
Comment:	6-0147-12-9-3b

EUT Information

EUT Name:	EHS5-US
Manufacturer:	Cinterion
Serial Number:	004401080756000
Hardware Rev:	B2 rev.3
Software Rev:	00.260
Comment:	Interface R232
Accessories:	Power supply (12V DC), Data/Voice transmission via RS232 cable

Sweep_1

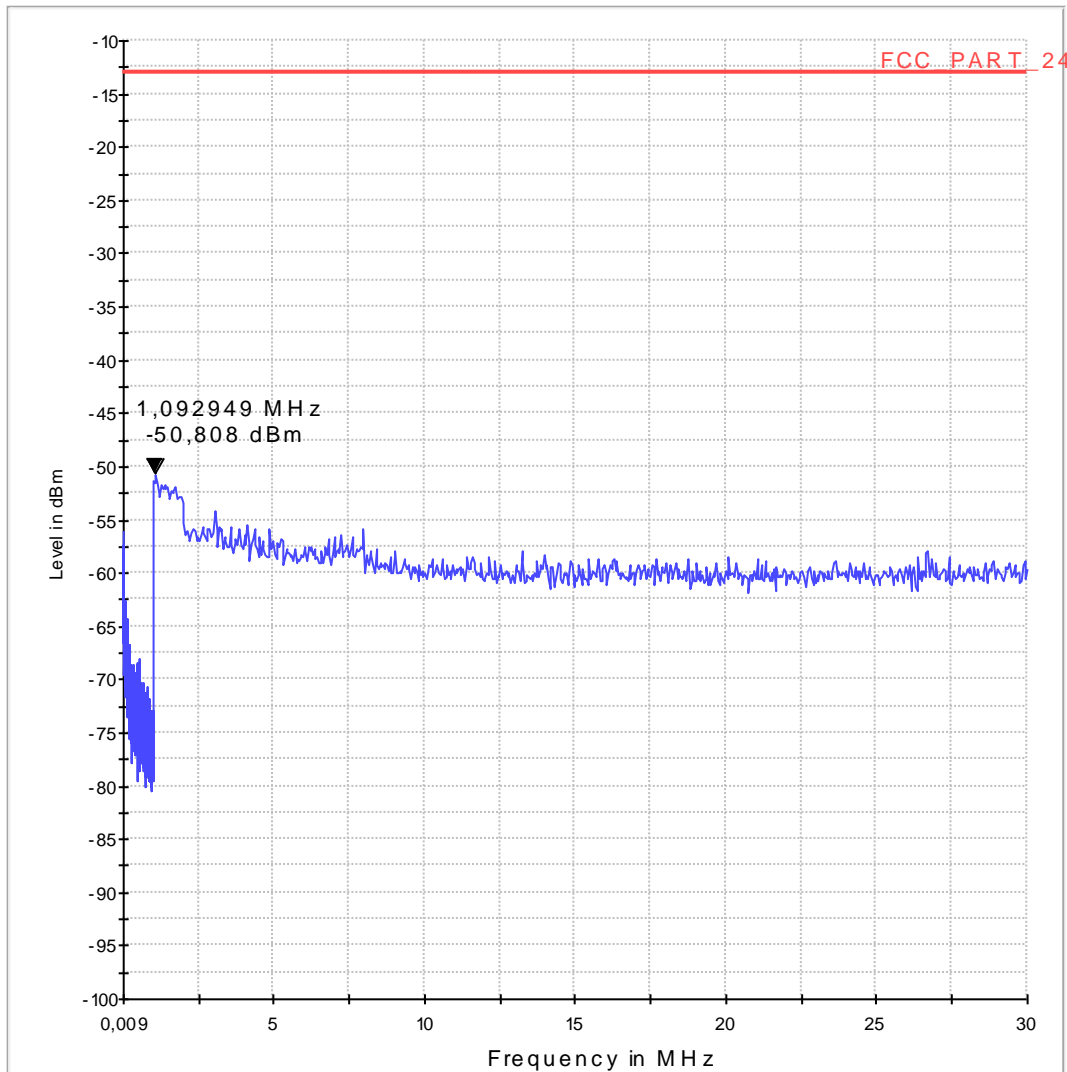


Diagram No.: 12.13_to 9G

Common Information

Test Description:	TX Spurious Emission conducted
Test Site:	Radio laboratory 1
Test Standard:	FCC Part 22, RSS-132
Operation mode:	TX - FDD V (RMC), low channel on U-ARFCN 4132
Operator Name:	Tas
Comment:	TX carrier visible and for spurious emission test shall be ignored 6-0147-12-9-3b

EUT Information

EUT Name:	EHS5-US
Manufacturer:	Cinterion
Serial Number:	004401080756000
Hardware Rev:	B2 rev.3
Software Rev:	00.260
Comment:	Interface R232
Accessories:	Power supply (12V DC), Data/Voice transmission via RS232 cable

Sweep_2

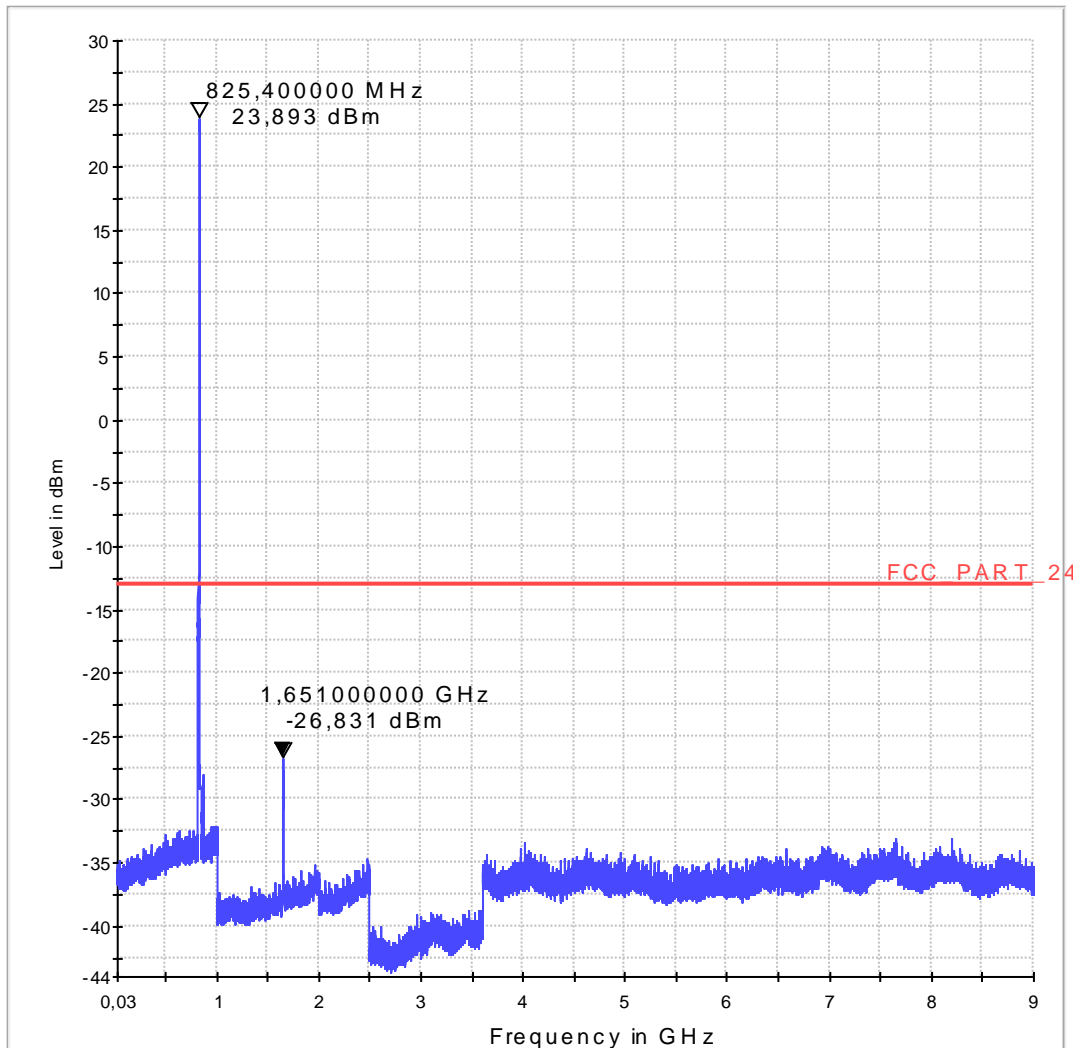


Diagram No.: 12.14_to 30M

Common Information

Test Description:	TX Spurious Emission conducted
Test Site:	Radio laboratory 1
Test Standard:	FCC Part 22, RSS-132
Operation mode:	TX - FDD V (RMC), middle channel on U-ARFCN 4182
Operator Name:	Tas
Comment:	6-0147-12-9-3b

EUT Information

EUT Name:	EHS5-US
Manufacturer:	Cinterion
Serial Number:	00440108075600
Hardware Rev:	B2 rev.3
Software Rev:	00.260
Comment:	Interface R232
Accessories:	Power supply (12V DC), Data/Voice transmission via RS232 cable

Sweep_1

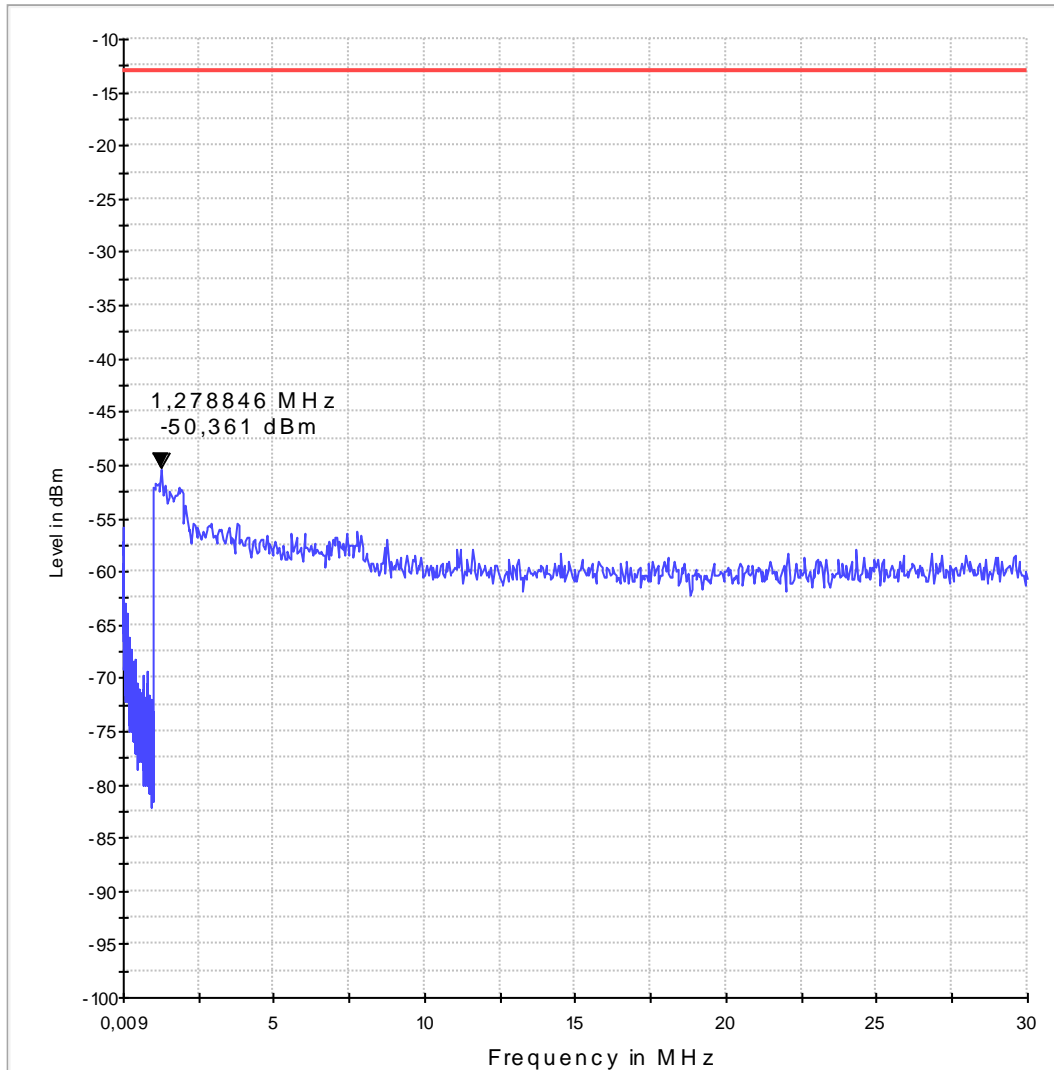


Diagram No.: 12.14_to 9G

Common Information

Test Description:	TX Spurious Emission conducted
Test Site:	Radio laboratory 1
Test Standard:	FCC Part 22, RSS-132
Operation mode:	TX - FDD V (RMC), middle channel on U-ARFCN 4182
Operator Name:	Tas
Comment:	TX carrier visible and for spurious emission test shall be ignored 6-0147-12-9-3b

EUT Information

EUT Name:	EHS5-US
Manufacturer:	Cinterion
Serial Number:	00440108075600
Hardware Rev:	B2 rev.3
Software Rev:	00.260
Comment:	Interface R232
Accessories:	Power supply (12V DC), Data/Voice transmission via RS232 cable

Sweep_2

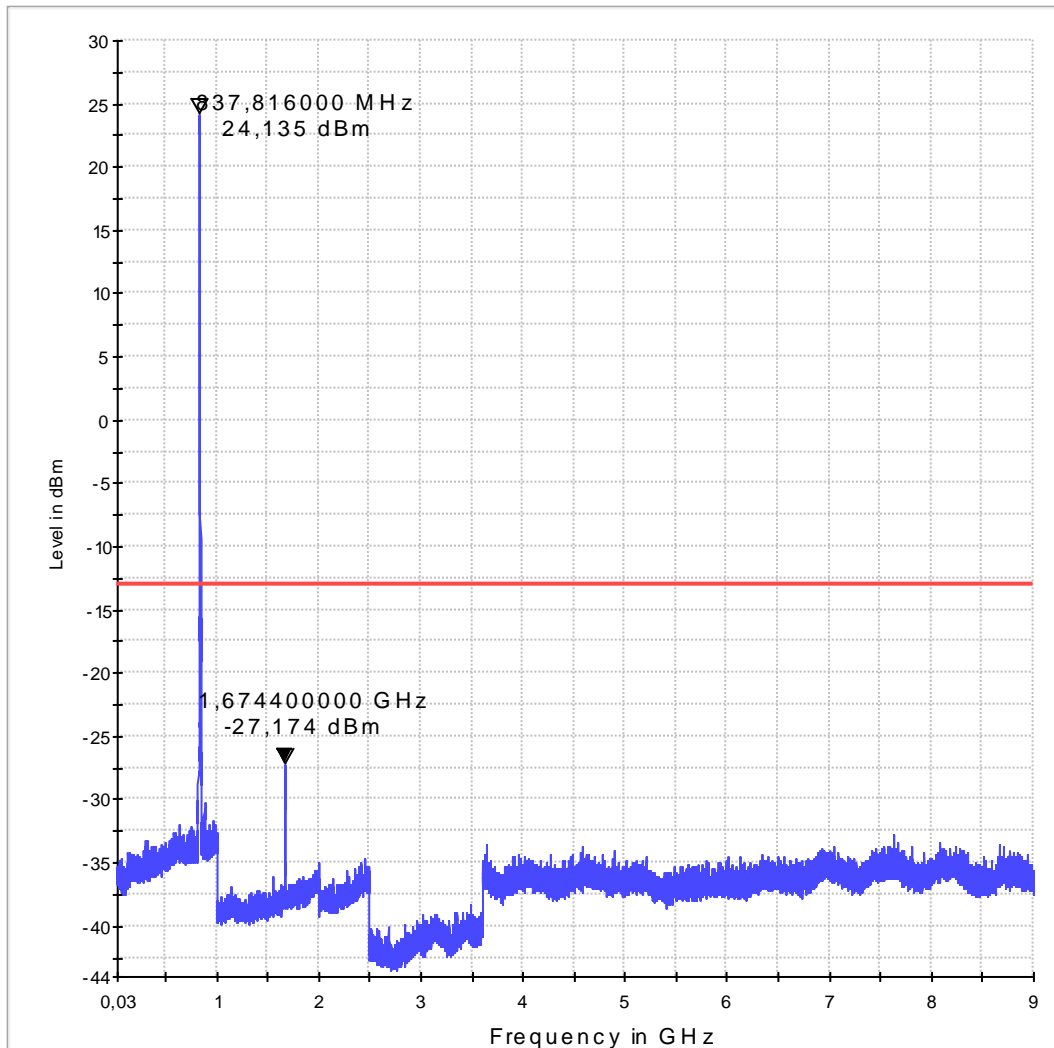


Diagram No.: 12.15_to 30 M

Common Information

Test Description:	TX Spurious Emission conducted
Test Site:	Radio laboratory 1
Test Standard:	FCC Part 22, RSS-132
Operation mode:	TX - FDD V (RMC), high channel on U-ARFCN 4233
Operator Name:	Tas
Comment:	6-0147-12-9-3b

EUT Information

EUT Name:	EHS5-US
Manufacturer:	Cinterion
Serial Number:	00440108075600
Hardware Rev:	B2 rev.3
Software Rev:	00.260
Comment:	Interface R232
Accessories:	Power supply (12V DC), Data/Voice transmission via RS232 cable

Sweep_1

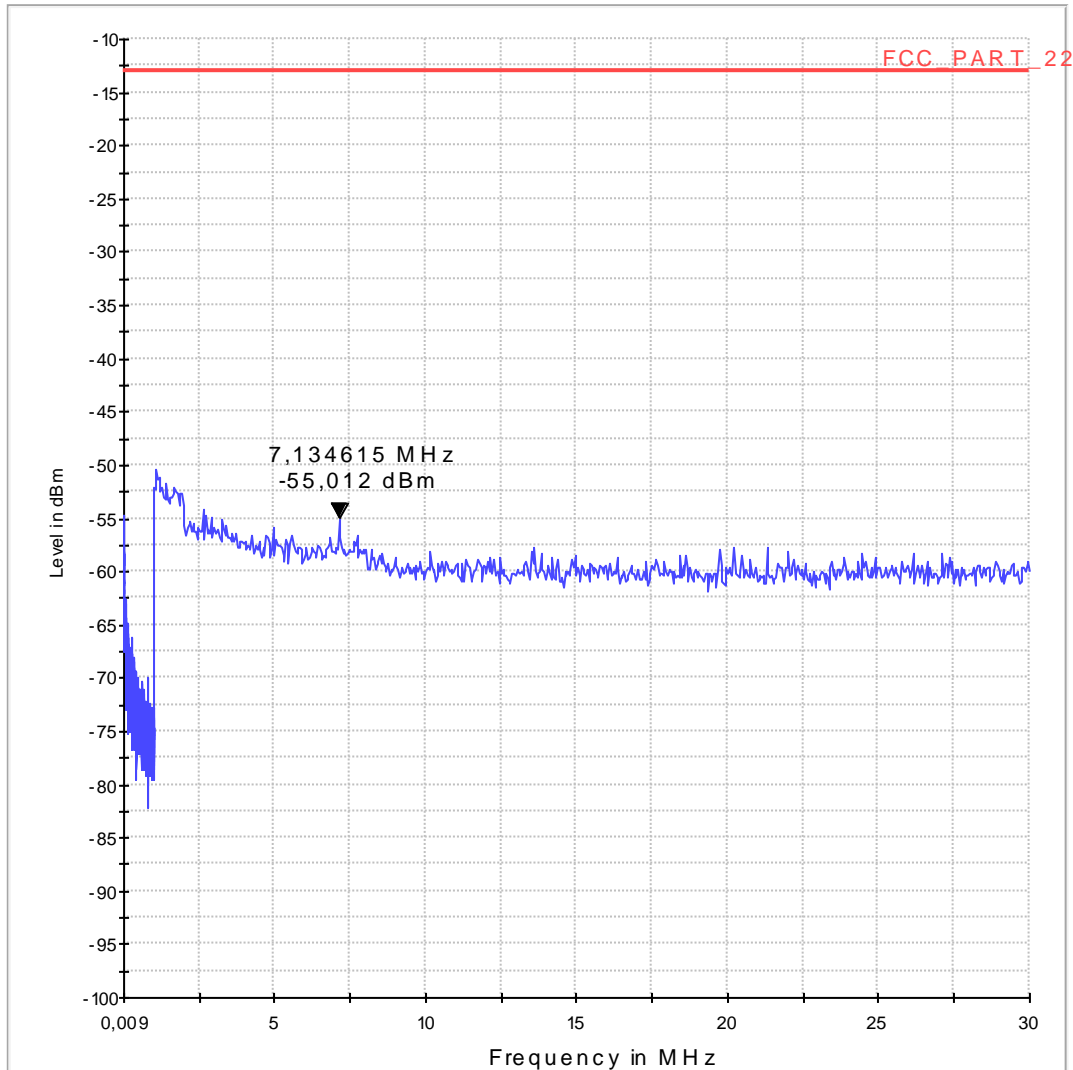


Diagram No.: 12.15_to 9G

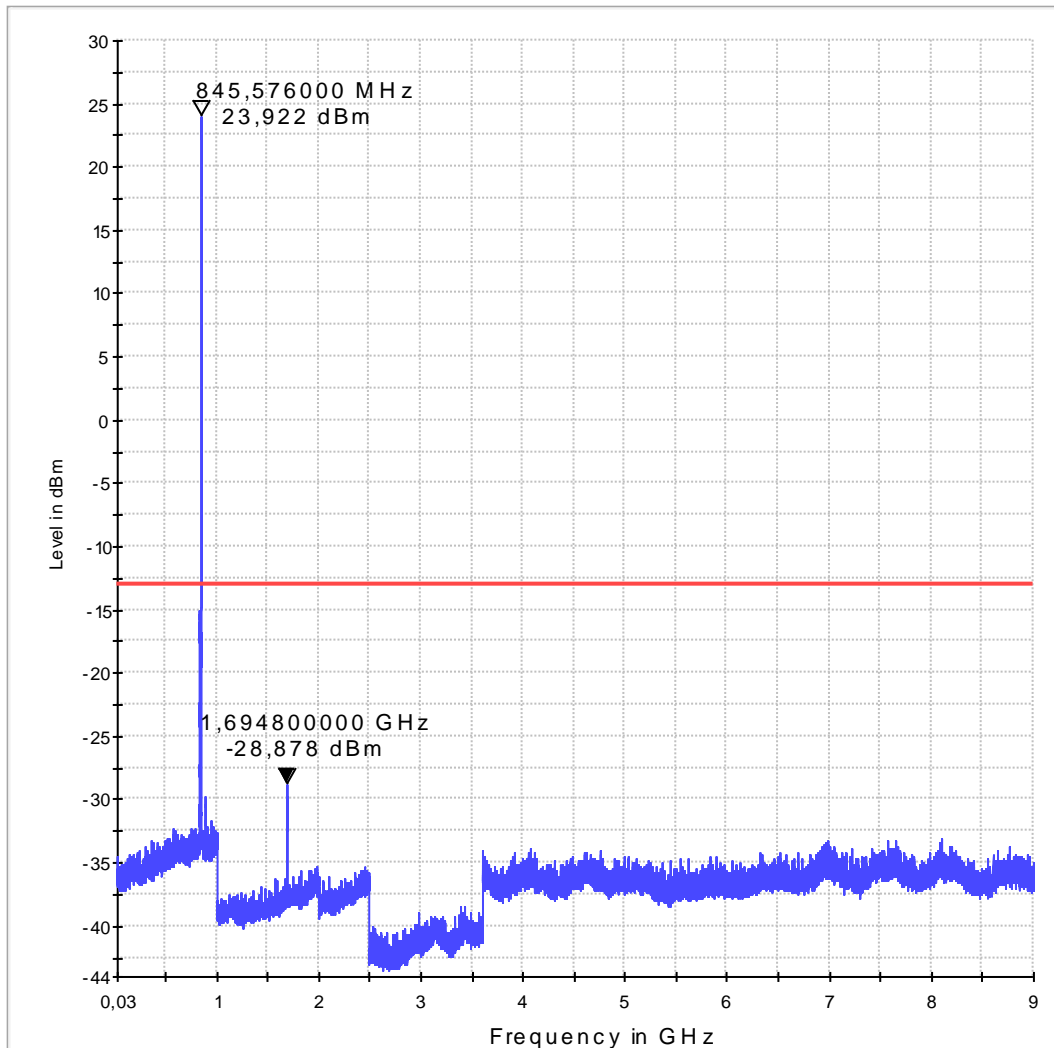
Common Information

Test Description:	TX Spurious Emission conducted
Test Site:	Radio laboratory 1
Test Standard:	FCC Part 22, RSS-132
Operation mode:	TX - FDD V (RMC), high channel on U-ARFCN 4233
Operator Name:	Tas
Comment:	TX carrier visible and for spurious emission test shall be ignored 6-0147-12-9-3b

EUT Information

EUT Name:	EHS5-US
Manufacturer:	Cinterion
Serial Number:	00440108075600
Hardware Rev:	B2 rev.3
Software Rev:	00.260
Comment:	Interface R232
Accessories:	Power supply (12V DC), Data/Voice transmission via RS232 cable

Sweep_2



1.3.4. Band-Edge compliance: FDD V Mode (RMC99)

Diagram no.: 14.19

Common Information

Test Description:	Transmitter unwanted emissions (Band-Edge)/ FCC requirements
Test site	Radio laboratory 1
Test specification	FCC Part 22, RSS-132
Op Mode	TX - FDD V (RMC), low channel on U-ARFCN 4132
Operator	Tas
	6-0147-12-9-3b

EUT Information

EUT Name:	EHS5-US
Manufacturer:	Cinterion
Serial Number:	00440108075600
Hardware Rev:	B2 rev.3
Software Rev:	00.260
Comment:	Interface R232
Accessories:	Power supply (12V DC), Data/Voice transmission via RS232 cable

Sweep_3a_Band_Edge_Channel_4132_PK

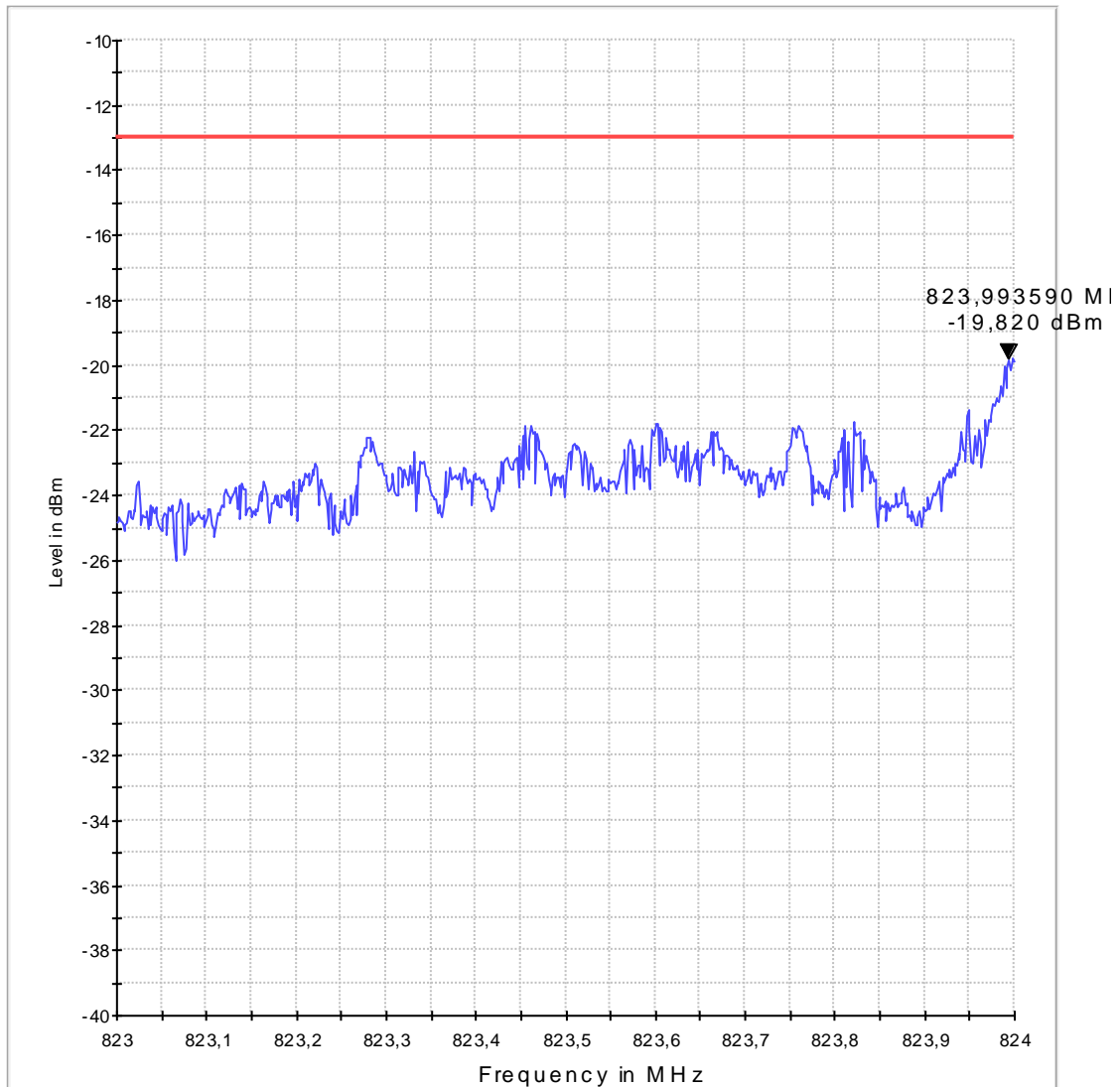


Diagram No.: 14.20

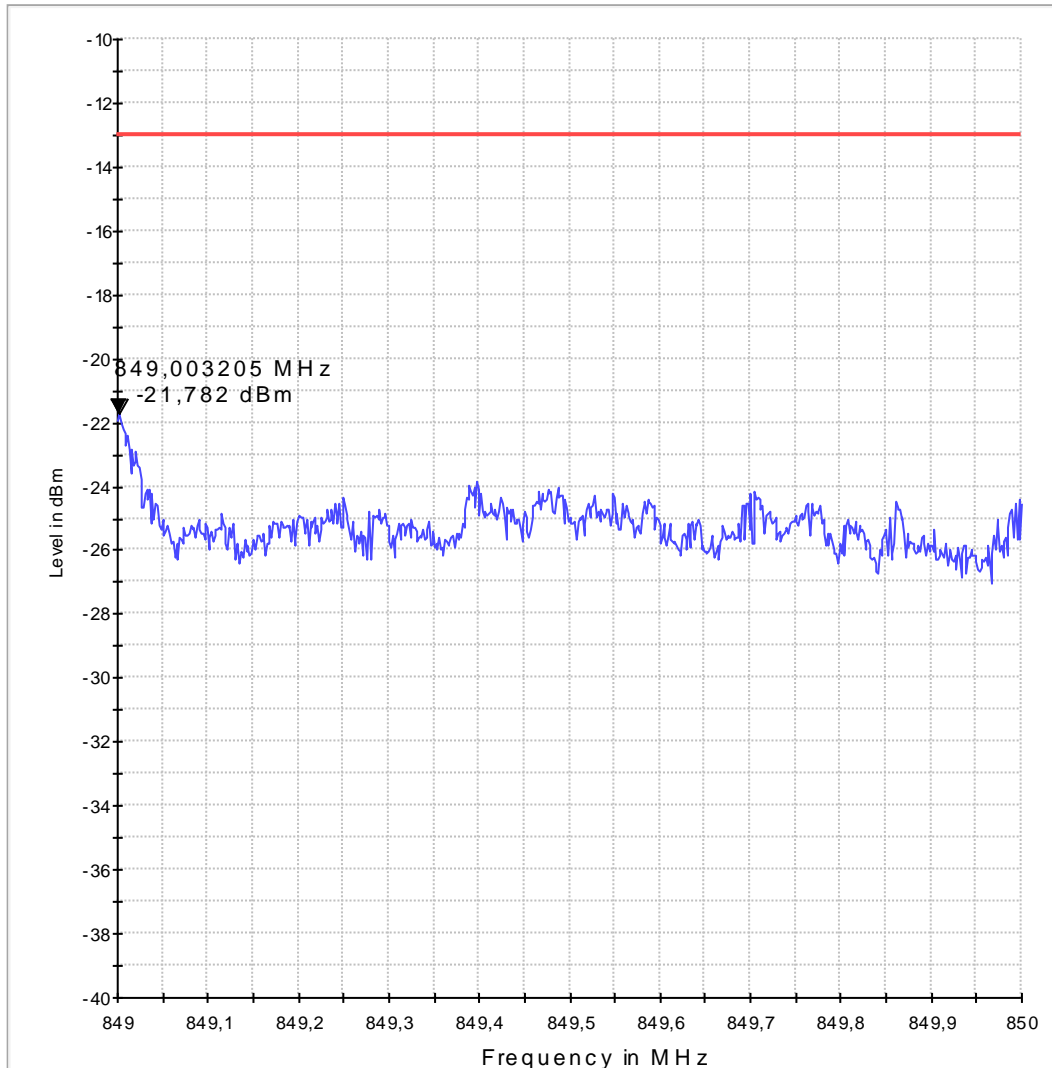
Common Information

Test Description:	Transmitter unwanted emissions (Band-Edge)/ FCC requirements
Test Site:	Radio laboratory 1
Test Standard:	FCC Part 22, RSS-132
Environment Conditions:	23.4°C, 40%
Operator Name:	Tas
Operating mode:	TX_RMC, high channel on U-ARFCN 4233 6-0147-12-9-3b

EUT Information

EUT Name:	EHS5-US
Manufacturer:	Cinterion
Serial Number:	00440108075600
Hardware Rev:	B2 rev.3
Software Rev:	00.260
Comment:	Interface R232
Accessories:	Power supply (12V DC), Data/Voice transmission via RS232 cable

Sweep_3a_Band_Edge_Channel_4233_PK



1.4. Spurious emissions radiated (30 MHz < f < 20 GHz)

1.4.1. FDD II mode (RMC99)

8.16_RSE_RMC

Common Information

Test Description: Radiated Spurious Emissions UMTS FDDII
 Test Site Location: CETECOM GmbH Essen
 Test Site: Fully Anechoic Room (FAR)
 Test Standard: FCC Part 24
 Operating Mode: UE allocated channel 9262 (fc = 1852.4 MHz)
 Environmental Conditions: Humidity: 49%rH; Temperature: 20°C
 Operator: HLa
 6-0147-12-9-3b

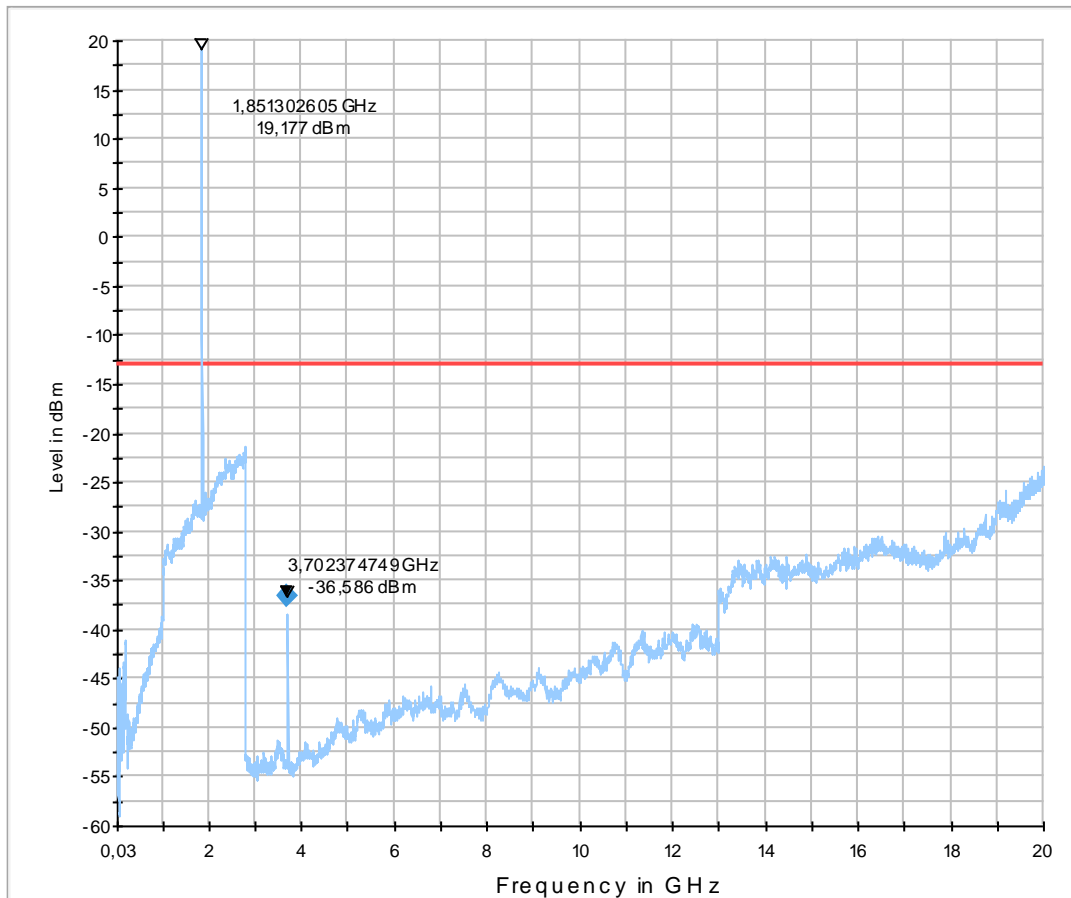
EUT Information

EUT Name: EHS5-US
 Manufacturer: Cinterion
 Serial Number: 004401080756915
 Hardware Rev: B2 rev.3
 Software Rev: 00.207
 Comment: Interface R232
 Accessories: Power supply (12V DC), Data/Voice transmission via RS232 , Mounting Ant. 1140.26 SMA, Handset HH-SI30.3/v3.0/0

Final Result 1

Frequency (MHz)	MaxPeak (dBm)	Meas. Time (ms)	Bandwidth (kHz)	Polarization	Azimuth (deg)	Elevation (deg)	Corr. (dB)	Margin (dB)	Limit (dBm)
3702.374749	-36.6	10000.0	1000.000	H	308.0	90.0	-94.9	23.6	-13.0

030414_FCC_Part24_UMTS-FDDII_TX_all_channels_30M-25G



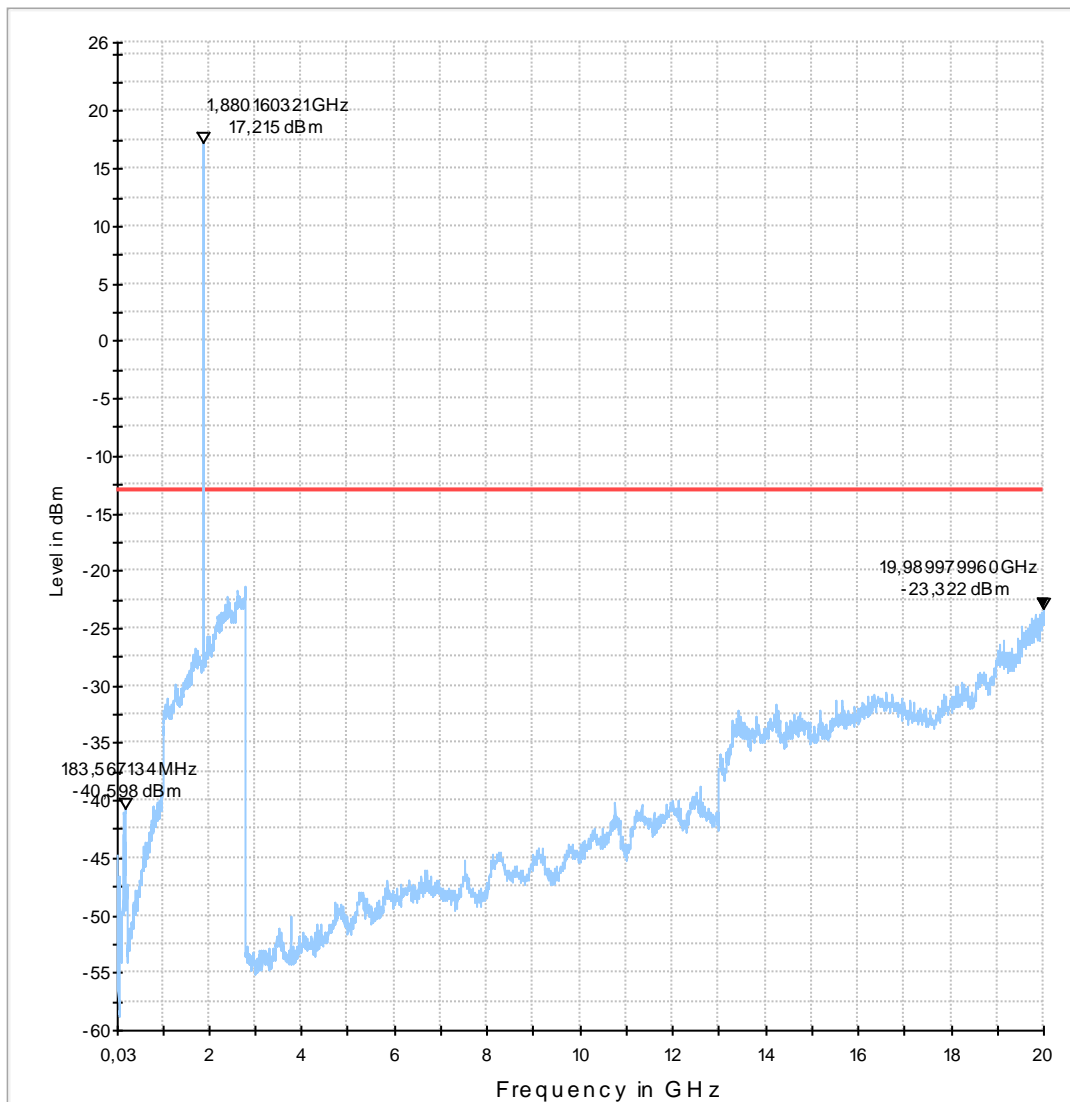
8.17_RSE_RMC

Common Information

Test Description:	Radiated Spurious Emissions UMTS FDDII
Test Site Location:	CETECOM GmbH Essen
Test Site:	Fully Anechoic Room (FAR)
Test Standard:	FCC Part 24
Operating Mode:	UE allocated channel 9400 (fc = 1880.0 MHz)
Environmental Conditions:	Humidity: 49%rH; Temperature: 20°C
Operator:	HLA 6-0147-12-9-3b

EUT Information

EUT Name:	EHS5-US
Manufacturer:	Cinterion
Serial Number:	004401080756915
Hardware Rev:	B2 rev.3
Software Rev:	00.207
Comment:	Interface R232
Accessories:	Power supply (12V DC), Data/Voice transmission via RS232 , Mounting Ant. 1140.26 SMA, Handset HH-SI30.3/v3.0/0



8.18_RSE_RMC

Common Information

Test Description: Radiated Spurious Emissions UMTS FDDII
 Test Site Location: CETECOM GmbH Essen
 Test Site: Fully Anechoic Room (FAR)
 Test Standard: FCC Part 24
 Operating Mode: UE allocated channel 9538 (fc = 1907.6 MHz)
 Environmental Conditions: Humidity: 49%rH; Temperature: 20°C
 Operator: HLa

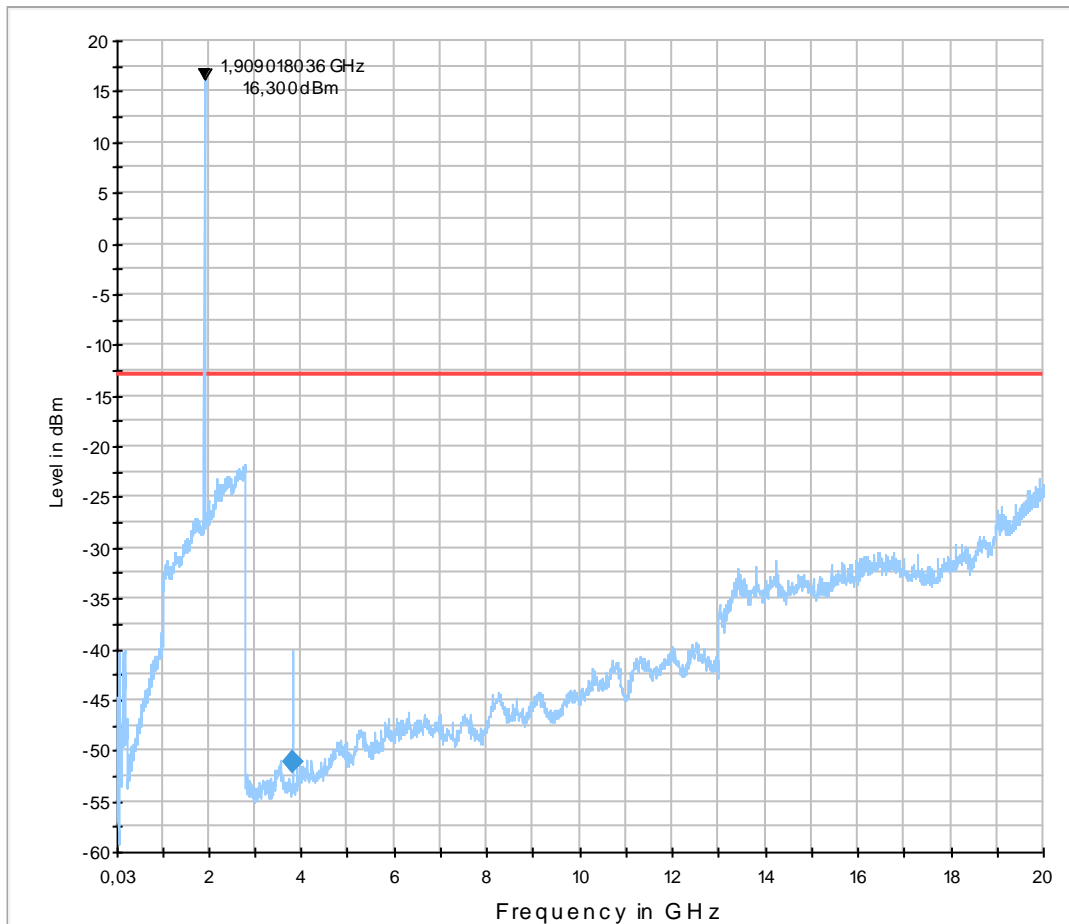
EUT Information

EUT Name: EHS5-US
 Manufacturer: Cinterion
 Serial Number: 004401080756915
 Hardware Rev: B2 rev.3
 Software Rev: 00.207
 Comment: Interface R232
 Accessories: Power supply (12V DC), Data/Voice transmission via RS232 , Mounting Ant. 1140.26 SMA, Handset HH-SI30.3/v3.0/0

Final Result 1

Frequency (MHz)	MaxPeak (dBm)	Meas. Time (ms)	Bandwidth (kHz)	Polarization	Azimuth (deg)	Elevation (deg)	Corr. (dB)	Margin (dB)	Limit (dBm)
3817.344690	-51.1	10000.0	1000.000	H	41.0	90.0	-95.1	38.1	-13.0

030414_FCC_Part24_UMTS-FDDII_TX_all_channels_30M-25G



1.4.2. Band-Edge FDD II mode (RMC99)

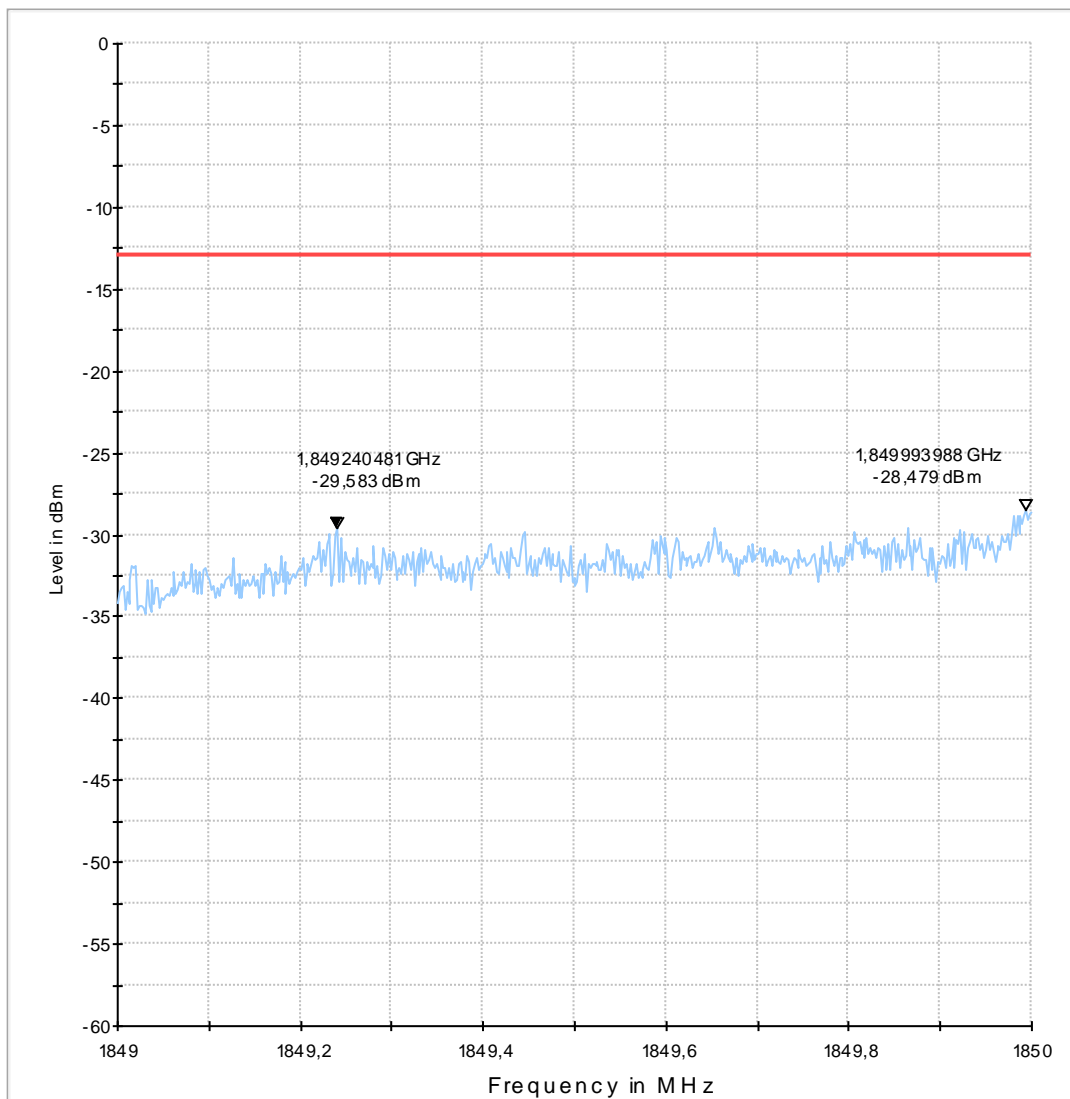
8.16_BE_RMC**Common Information**

Test Description:	Radiated Band Edge Compliance FDDII
Test Site Location:	CETECOM GmbH Essen
Test Site:	Fully Anechoic Room (FAR)
Test Standard:	FCC Part 24
Operating Mode:	UE allocated channel 9262 (fc = 1852.4 MHz), RMC
Environmental Conditions:	Humidity: 49%rH; Temperature: 20°C
Operator:	HLA

EUT Information

EUT Name:	EHS5-US
Manufacturer:	Cinterion
Serial Number:	004401080756915
Hardware Rev:	B2 rev.3
Software Rev:	00.207
Comment:	Interface R232
Accessories:	Power supply (12V DC), Data/Voice transmission via RS232 , Mounting Ant. 1140.26 SMA, Handset HH-SI30.3/v3.0/0

030415_FCC_Part24_UMTS-FDDII_TX_low_channel_band_edge



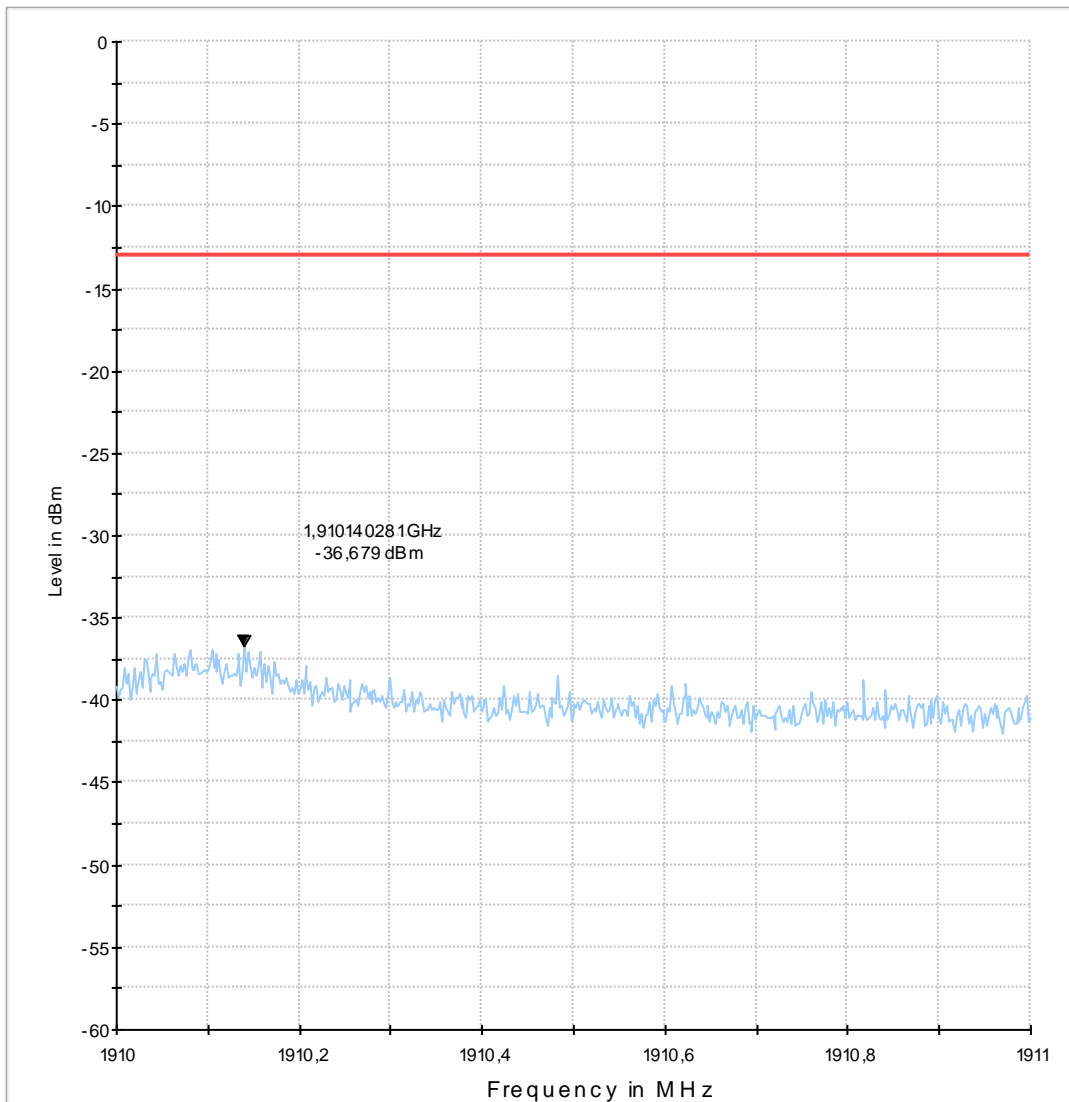
8.18_FDDII_BE_RMC

Common Information

Test Description:	Radiated Band Edge Compliance FDDII
Test Site Location:	CETECOM GmbH Essen
Test Site:	Fully Anechoic Room (FAR)
Test Standard:	FCC Part 24
Operating Mode:	UE allocated channel 9538 (fc = 1907.6 MHz), RMC
Environmental Conditions:	Humidity: 69%rH; Temperature: 19°C
Operator:	YZH 6-0147-12-9-3b

EUT Information

EUT Name:	EHS5-US
Manufacturer:	Cinterion
Serial Number:	004401080756915
Hardware Rev:	B2 rev.3
Software Rev:	00.207
Comment:	Interface R232
Accessories:	Power supply (12V DC), Data/Voice transmission via RS232 , Mounting Ant. 1140.26 SMA, Handset HH-SI30.3/v3.0/0



1.5. Spurious emissions radiated ($30 \text{ MHz} < f < 9 \text{ GHz}$)

1.5.1. FDD V mode (RMC99)

8.10_RSE_RMC

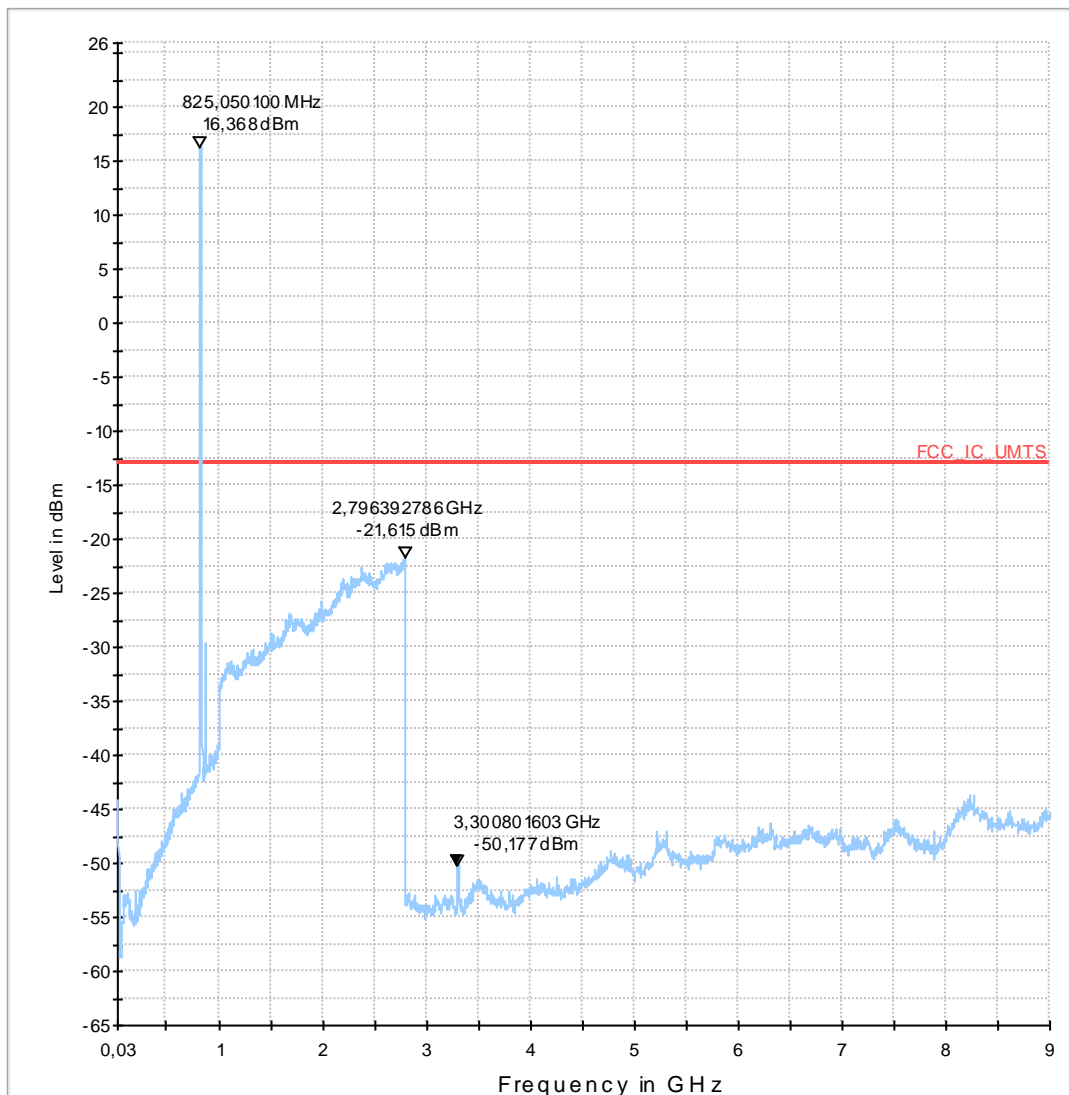
Common Information

Test Description:	Radiated Spurious Emissions UMTS FDDV
Test Site Location:	CETECOM GmbH Essen
Test Site:	Fully Anechoic Room (FAR)
Test Standard:	FCC Part 22.917(a)
Operating Mode:	UE allocated channel 4133 ($f_c = 826.6 \text{ MHz}$), RSE
Environmental Conditions:	Humidity: 61%rH; Temperature: 19°C
Operator:	HLA

EUT Information

EUT Name:	EHS5-US
Manufacturer:	Cinterion
Serial Number:	004401080756915
Hardware Rev:	B2 rev.3
Software Rev:	00.207
Comment:	Interface R232
Accessories:	Power supply (12V DC), Data/Voice transmission via RS232, Mounting Ant. 1140.26 SMA, Handset HH-SI30.3/v3.0/0

030411_FCC_Part22_UMTS-FDDV_TX_all_channels_30M-12G



8.11_RSE_RMC

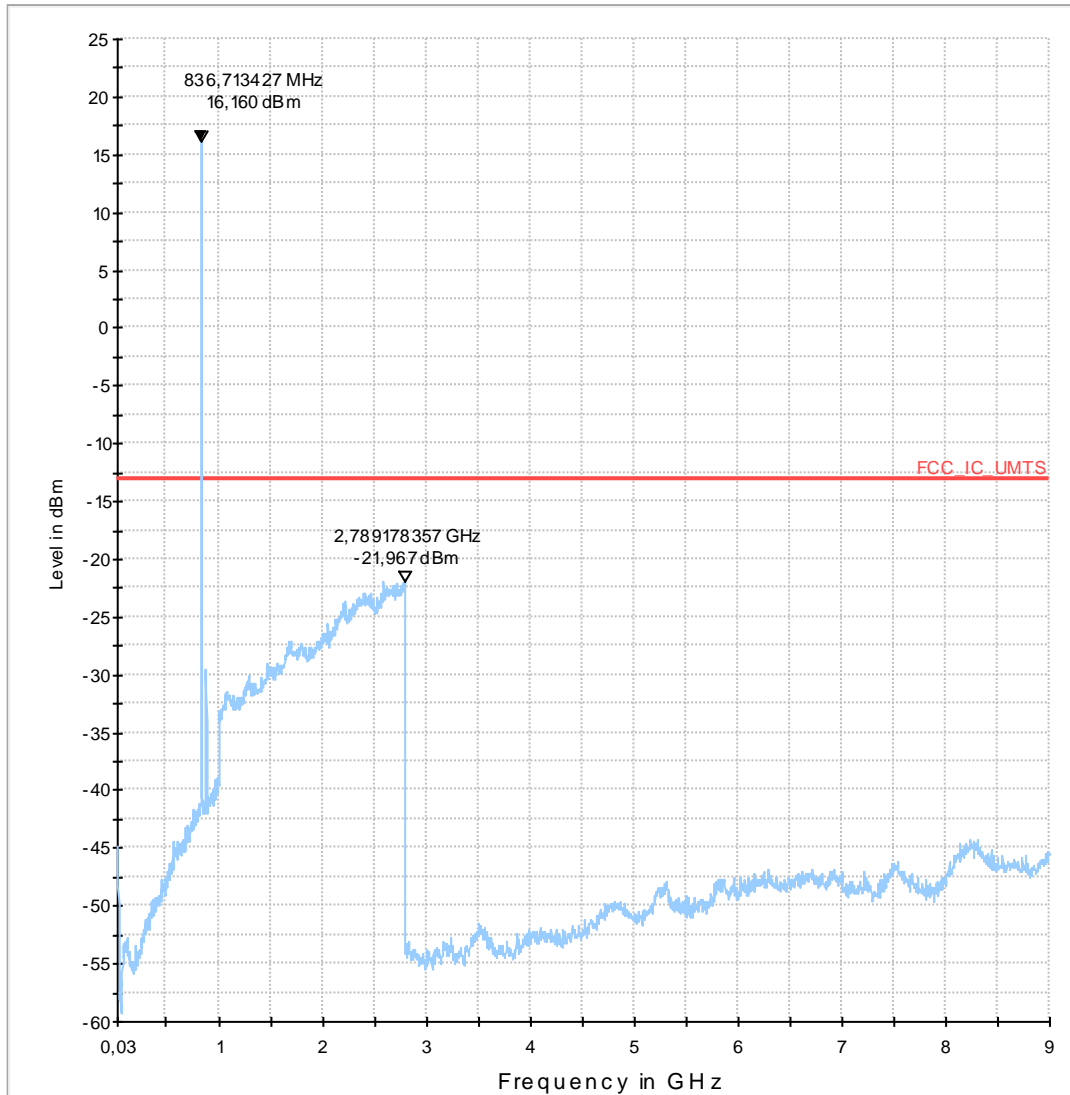
Common Information

Test Description:	Radiated Spurious Emissions UMTS FDDV
Test Site Location:	CETECOM GmbH Essen
Test Site:	Fully Anechoic Room (FAR)
Test Standard:	FCC Part 22.917(a)
Operating Mode:	UE allocated channel 4182 (fc = 836.4 MHz), RMC
Environmental Conditions:	Humidity: 61%rH; Temperature: 19°C
Operator:	HLA

EUT Information

EUT Name:	EHS5-US
Manufacturer:	Cinterion
Serial Number:	004401080756915
Hardware Rev:	B2 rev.3
Software Rev:	00.207
Comment:	Interface R232
Accessories:	Power supply (12V DC), Data/Voice transmission via RS232 , Mounting Ant. 1140.26 SMA, Handset HH-SI30.3/v3.0/0

030411_FCC_Part22_UMTS-FDDV_TX_all_channels_30M-12G



8.12_RSE_RMC

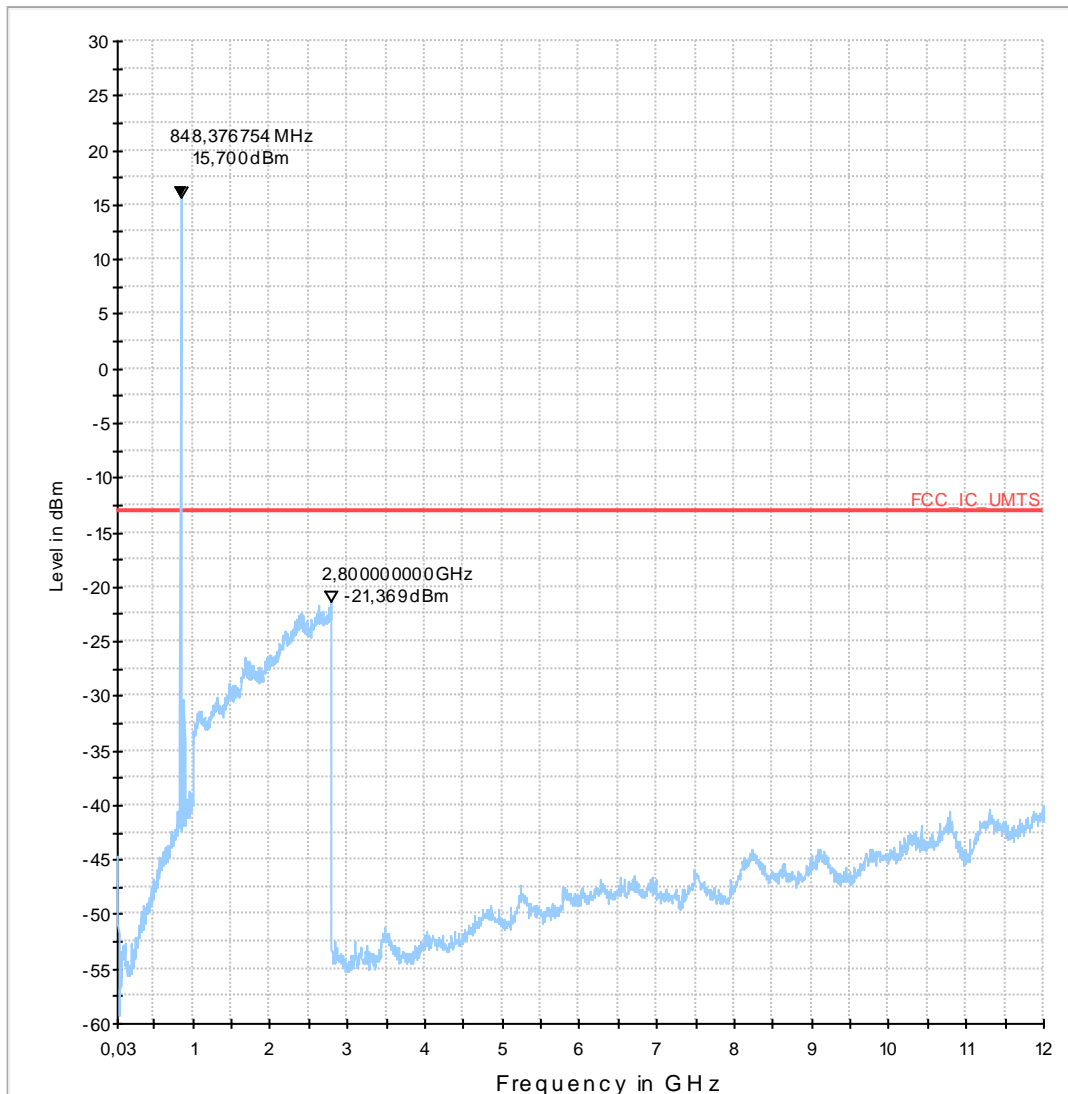
Common Information

Test Description:	Radiated Spurious Emissions UMTS FDDV
Test Site Location:	CETECOM GmbH Essen
Test Site:	Fully Anechoic Room (FAR)
Test Standard:	FCC Part 22.917(a)
Operating Mode:	UE allocated channel 4233 (fc = 846.6 MHz), RMC
Environmental Conditions:	Humidity: 61%rH; Temperature: 19°C
Operator:	HLa

EUT Information

EUT Name:	EHS5-US
Manufacturer:	Cinterion
Serial Number:	004401080756915
Hardware Rev:	B2 rev.3
Software Rev:	00.207
Comment:	Interface R232
Accessories:	Power supply (12V DC), Data/Voice transmission via RS232 , Mounting Ant. 1140.26 SMA, Handset HH-SI30.3/v3.0/0

030411_FCC_Part22_UMTS-FDDV_TX_all_channels_30M-12G



1.5.2. Band-Edge FDD V mode (RMC99)

8.10_BE_RMC

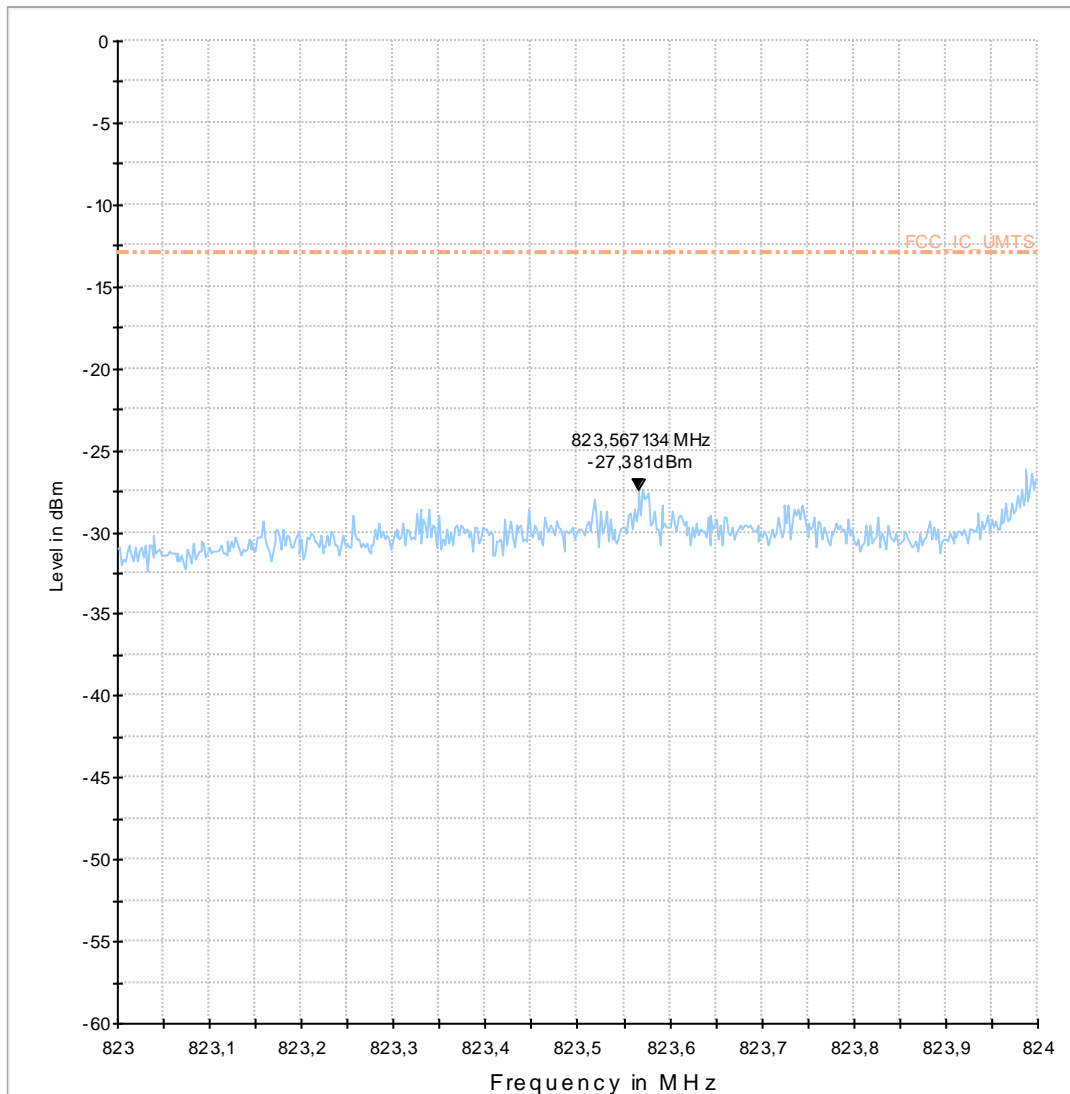
Common Information

Test Description:	Radiated Band Edge Compliance FDDV
Test Site Location:	CETECOM GmbH Essen
Test Site:	Fully Anechoic Room (FAR)
Test Standard:	FCC Part 22.917(a)
Operating Mode:	UE allocated channel 4133 (fc = 826.6 MHz),RMC
Environmental Conditions:	Humidity: 61%rH; Temperature: 19°C
Operator:	HLA

EUT Information

EUT Name:	EHS5-US
Manufacturer:	Cinterion
Serial Number:	004401080756915
Hardware Rev:	B2 rev.3
Software Rev:	00.207
Comment:	Interface R232
Accessories:	Power supply (12V DC), Data/Voice transmission via RS232 , Mounting Ant. 1140.26 SMA, Handset HH-SI30.3/v3.0/0

030412_FCC_Part22_UMTS-FDDV_TX_low_channel_band_edge



8.12_BE_RMC

Common Information

Test Description:	Radiated Band Edge Compliance FDDV
Test Site Location:	CETECOM GmbH Essen
Test Site:	Fully Anechoic Room (FAR)
Test Standard:	FCC Part 22.917(a)
Operating Mode:	UE allocated channel 4233 (fc = 846.6 MHz), RMC
Environmental Conditions:	Humidity: 61%rH; Temperature: 19°C
Operator:	HLA

EUT Information

EUT Name:	EHS5-US
Manufacturer:	Cinterion
Serial Number:	004401080756915
Hardware Rev:	B2 rev.3
Software Rev:	00.207
Comment:	Interface R232
Accessories:	Power supply (12V DC), Data/Voice transmission via RS232 , Mounting Ant. 1140.26 SMA, Handset HH-SI30.3/v3.0/0

030413_FCC_Part22_UMTS-FDDV_TX_high_channel_band_edge

