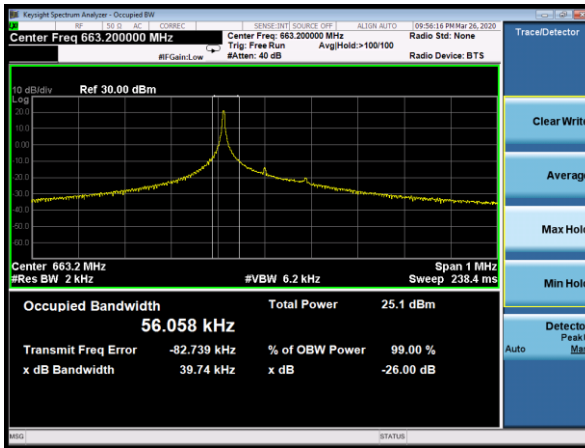




NB-IOT Band 71 BPSK 3.75kHz 1@0 CH-Low



NB-IOT Band 71 BPSK 15kHz 1@0 CH-Low



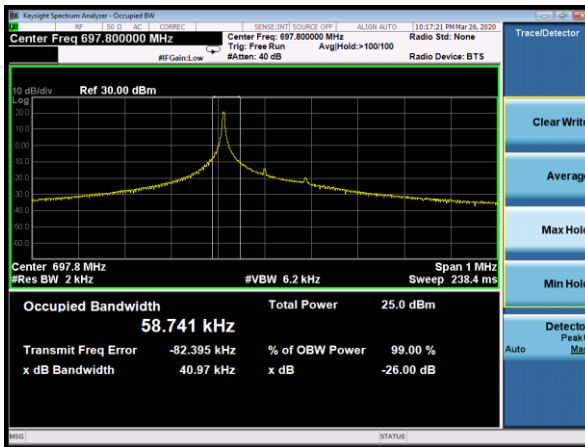
NB-IOT Band 71 BPSK 3.75kHz 1@0 CH-Middle



NB-IOT Band 71 BPSK 15kHz 1@0 CH-Middle



NB-IOT Band 71 BPSK 3.75kHz 1@0 CH-High

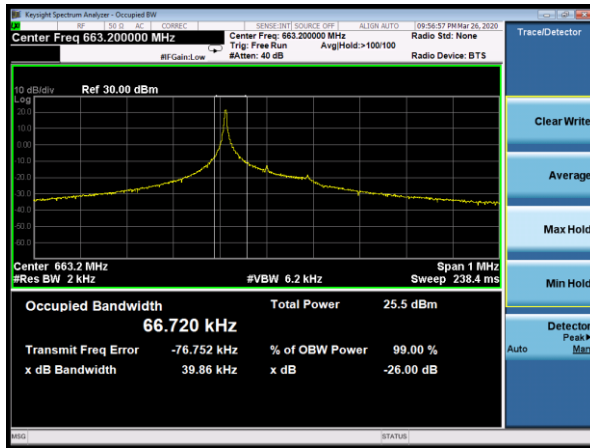


NB-IOT Band 71 BPSK 15kHz 1@0 CH-High

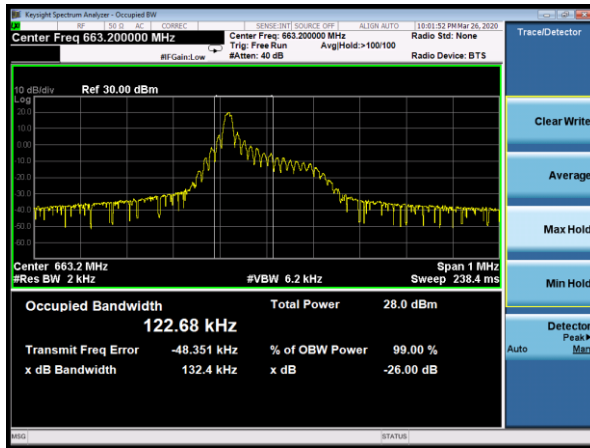




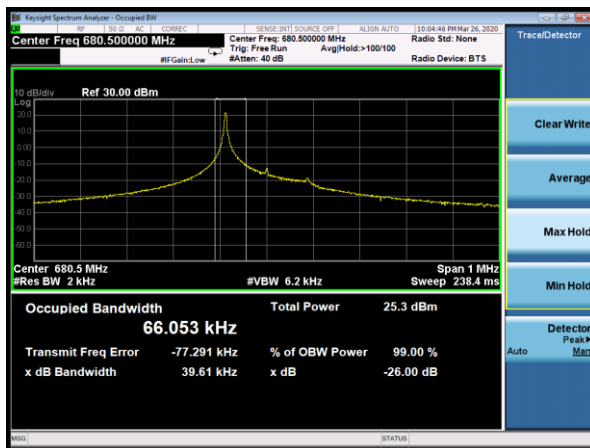
NB-IOT Band 71 QPSK 3.75kHz 1@0 CH-Low



NB-IOT Band 71 QPSK 15kHz 1@0 CH-Low



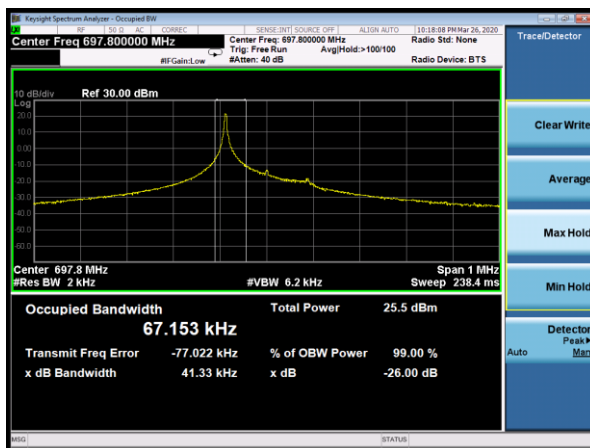
NB-IOT Band 71 QPSK 3.75kHz 1@0 CH-Middle



NB-IOT Band 71 QPSK 15kHz 1@0 CH-Middle



NB-IOT Band 71 QPSK 3.75kHz 1@0 CH-High



NB-IOT Band 71 QPSK 15kHz 1@0 CH-High

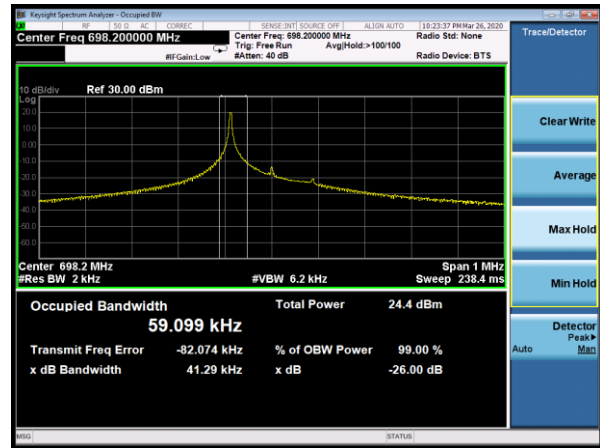




NB-IOT Band 71 QPSK 15kHz 12@0 CH-Low



NB-IOT Band 85 BPSK 3.75kHz 1@0 CH-Low



NB-IOT Band 71 QPSK 15kHz 12@0 CH-Middle



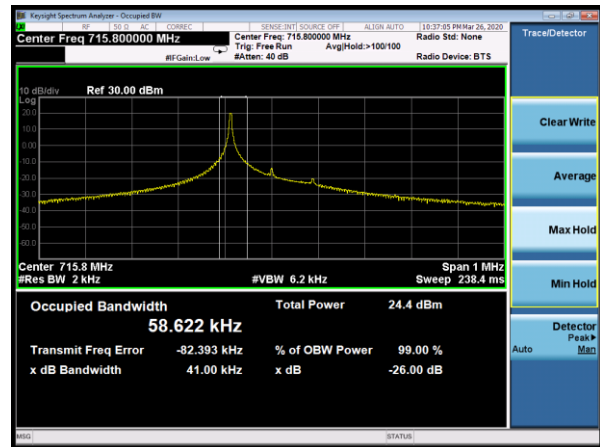
NB-IOT Band 85 BPSK 3.75kHz 1@0 CH-Middle



NB-IOT Band 71 QPSK 15kHz 12@0 CH-High



NB-IOT Band 85 BPSK 3.75kHz 1@0 CH-High

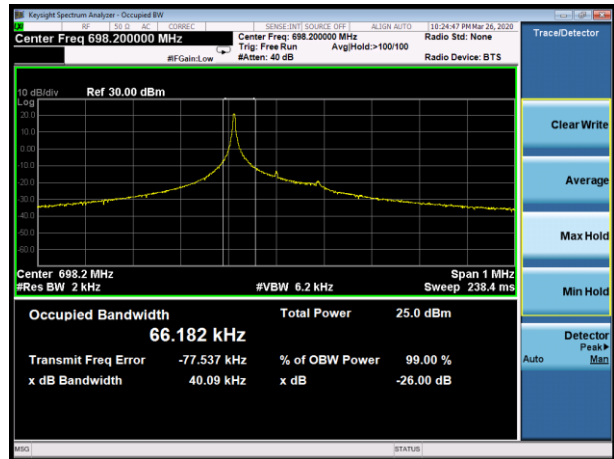




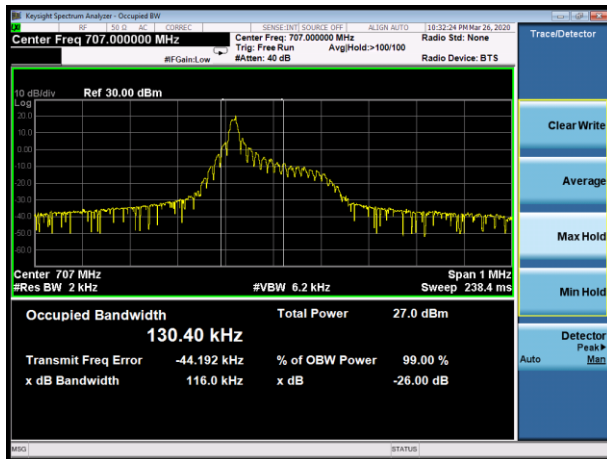
NB-IOT Band 85 BPSK 15kHz 1@0 CH-Low



NB-IOT Band 85 QPSK 3.75kHz 1@0 CH-Low



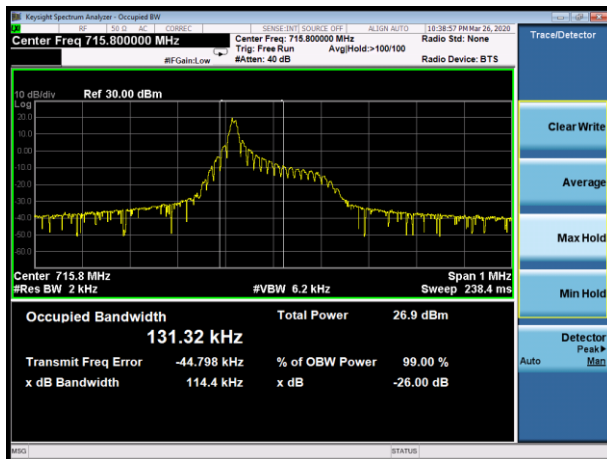
NB-IOT Band 85 BPSK 15kHz 1@0 CH-Middle



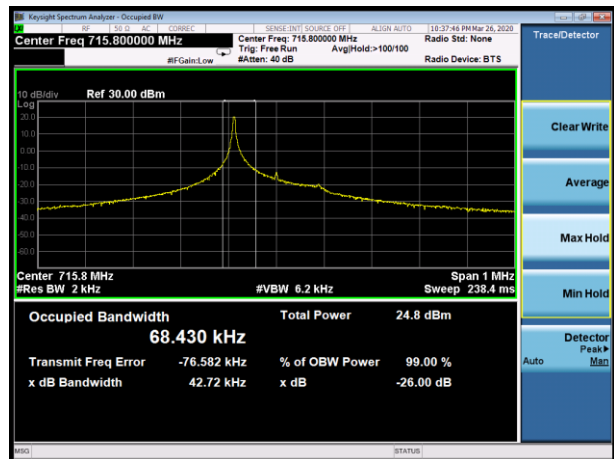
NB-IOT Band 85 QPSK 3.75kHz 1@0 CH-Middle



NB-IOT Band 85 BPSK 15kHz 1@0 CH-High



NB-IOT Band 85 QPSK 3.75kHz 1@0 CH-High

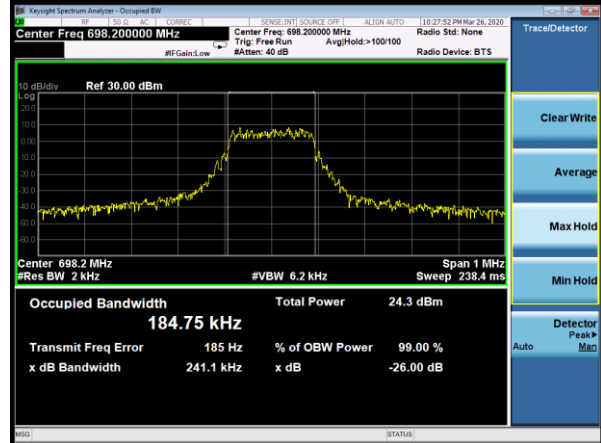




NB-IOT Band 85 QPSK 15kHz 1@0 CH-Low



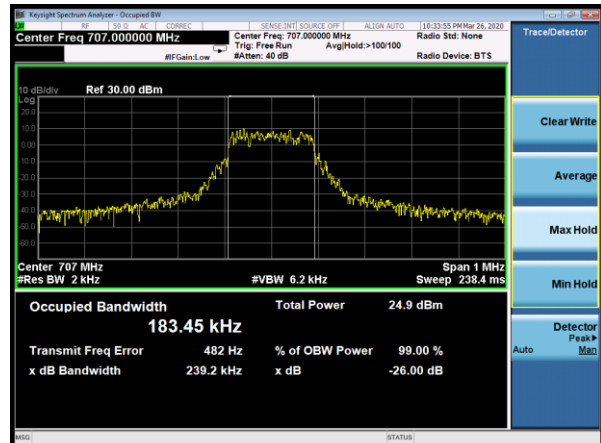
NB-IOT Band 85 QPSK 15kHz 12@0 CH-Low



NB-IOT Band 85 QPSK 15kHz 1@0 CH-Middle



NB-IOT Band 85 QPSK 15kHz 12@0 CH-Middle



NB-IOT Band 85 QPSK 15kHz 1@0 CH-High



NB-IOT Band 85 QPSK 15kHz 12@0 CH-High



5.4 Band Edge Compliance

Ambient condition

Temperature	Relative humidity	Pressure
23°C ~25°C	45%~50%	101.5kPa

Method of Measurement

The EUT was connected to Spectrum Analyzer and Base Station Simulator via power Splitter. The band edge of the lowest and highest channels were measured.

The testing follows KDB 971168 D01 v03r01 Section 6.0

The EUT was connected to spectrum analyzer and system simulator via a power divider.

The band edges of low and high channels for the highest RF powers were measured.

RBW is set to 750Hz, VBW is set to 2.4kHz for NB-IOT Band 4/66 with 3.75KHz single carrier,

RBW is set to 1.3kHz, VBW is set to 3.9kHz for NB-IOT Band 4/66 with 15KHz single carrier,

RBW is set to 2kHz, VBW is set to 6.2KHz for NB-IOT Band 4/66 with 15KHz full carrier.

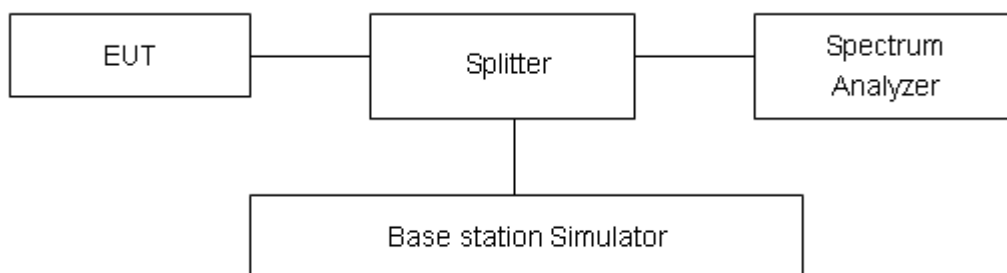
RBW is set to 30kHz, VBW is set to 100kHz for NB-IOT Band 12/13/71/85.

Set spectrum analyzer with RMS detector.

The RF fundamental frequency should be excluded against the limit line in the operating frequency band.

Checked that all the results comply with the emission limit line.

Test Setup



Limits

Rule Part 27.53(h) specifies that “ for operations in the 1695-1710 MHz, 1710-1755 MHz, 1755-1780 MHz, 1915-1920 MHz, 1995-2000 MHz, 2000-2020 MHz, 2110-2155 MHz, 2155-2180 MHz, and 2180-2200 bands, the power of any emission outside a licensee’s frequency block shall be attenuated below the transmitter power (P) in watts by at least $43 + 10 \log_{10} (P)$ dB”

Rule Part 27.53(g) For operations in the 600 MHz band and the 698-746 MHz band, the power of any



emission outside a licensee's frequency band(s) of operation shall be attenuated below the transmitter power (P) within the licensed band(s) of operation, measured in watts, by at least $43 + 10 \log (P)$ dB. Compliance with this provision is based on the use of measurement instrumentation employing a resolution bandwidth of 100 kilohertz or greater. However, in the 100 kilohertz bands immediately outside and adjacent to a licensee's frequency block, a resolution bandwidth of at least 30 kHz may be employed.

Rule Part 27.53(f) For operations in the 746-758 MHz, 775-788 MHz, and 805-806 MHz bands, emissions in the band 1559-1610 MHz shall be limited to -70 dBW/MHz equivalent isotropically radiated power (EIRP) for wideband signals, and -80 dBW EIRP for discrete emissions of less than 700 Hz bandwidth. For the purpose of equipment authorization, a transmitter shall be tested with an antenna that is representative of the type that will be used with the equipment in normal operation.

Rule Part 27.53 (c) For operations in the 746-758 MHz band and the 776-788 MHz band, the power of any emission outside the licensee's frequency band(s) of operation shall be attenuated below the transmitter power (P) within the licensed band(s) of operation, measured in watts, in accordance with the following:

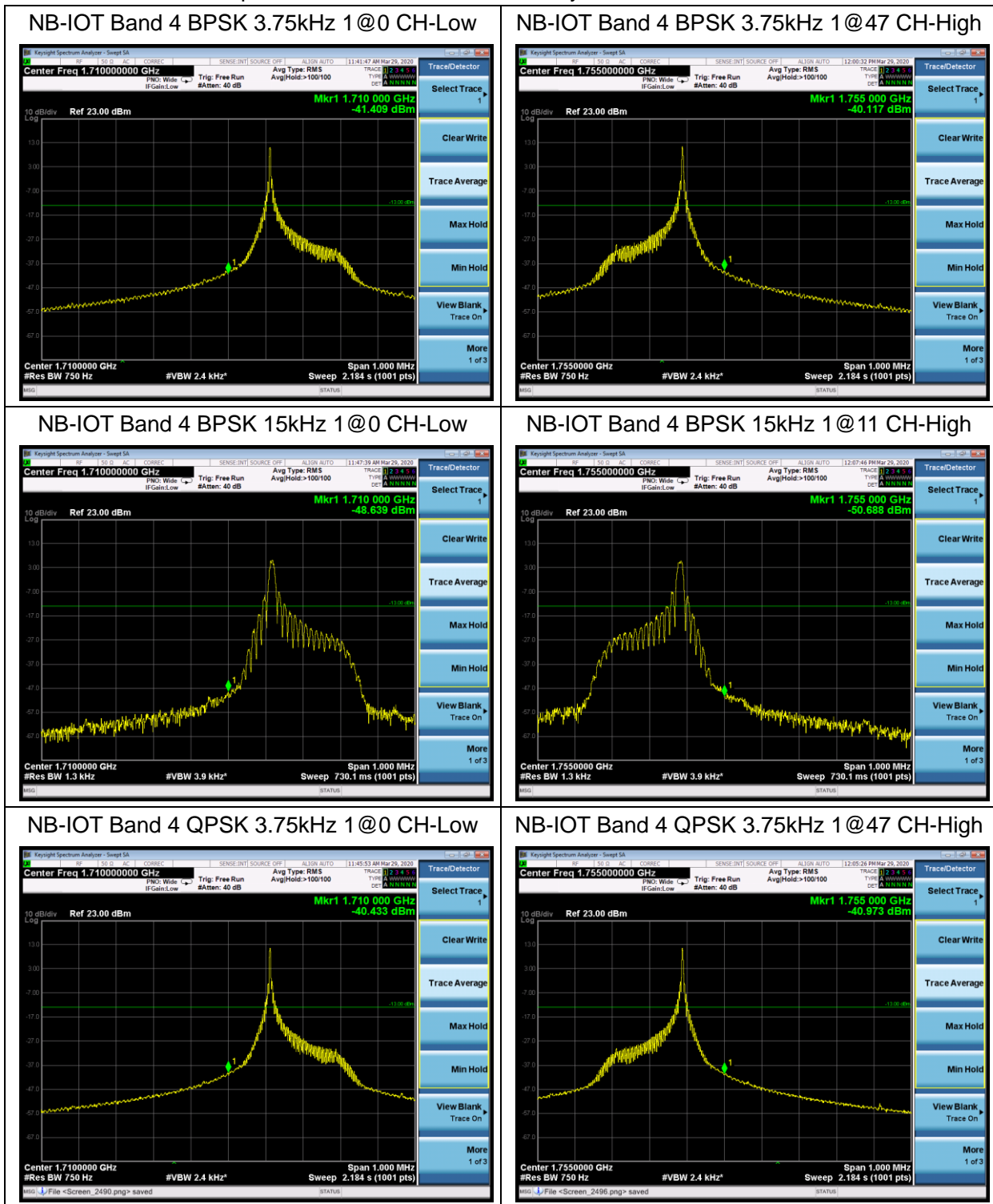
- (1) On any frequency outside the 746-758 MHz band, the power of any emission shall be attenuated outside the band below the transmitter power (P) by at least $43 + 10 \log (P)$ dB;
- (2) On any frequency outside the 776-788 MHz band, the power of any emission shall be attenuated outside the band below the transmitter power (P) by at least $43 + 10 \log (P)$ dB;
- (3) On all frequencies between 763-775 MHz and 793-805 MHz, by a factor not less than $76 + 10 \log (P)$ dB in a 6.25 kHz band segment, for base and fixed stations;
- (4) On all frequencies between 763-775 MHz and 793-805 MHz, by a factor not less than $65 + 10 \log (P)$ dB in a 6.25 kHz band segment, for mobile and portable stations;
- (5) Compliance with the provisions of paragraphs (c)(1) and (c)(2) of this section is based on the use of measurement instrumentation employing a resolution bandwidth of 100 kHz or greater. However, in the 100 kHz bands immediately outside and adjacent to the frequency block, a resolution bandwidth of at least 30 kHz may be employed;

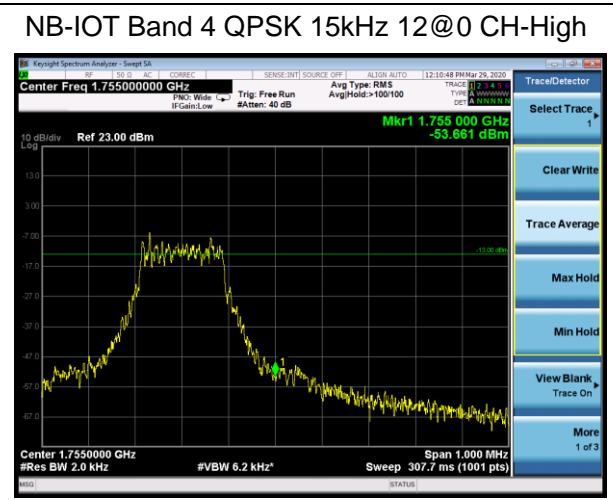
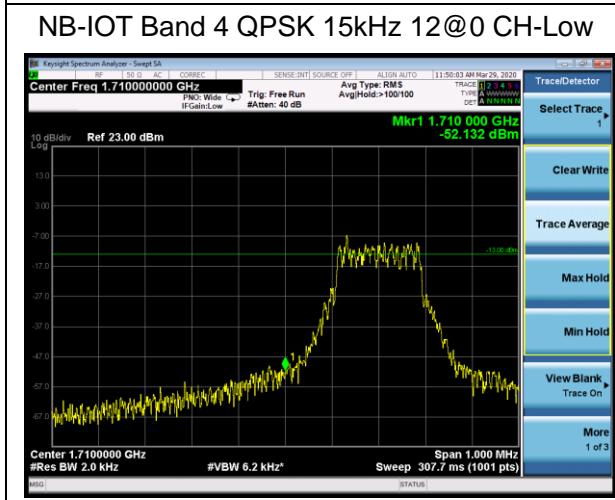
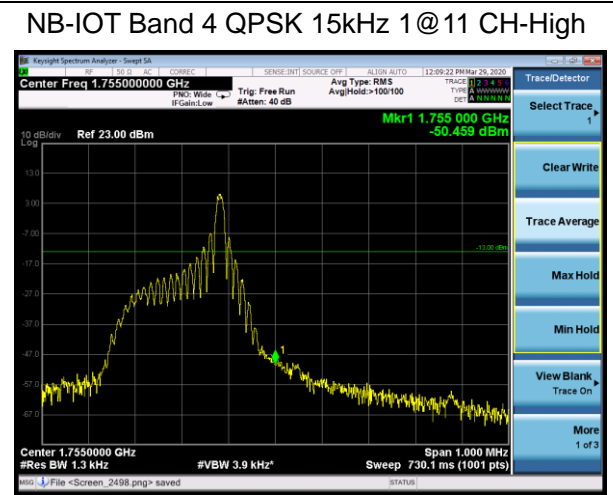
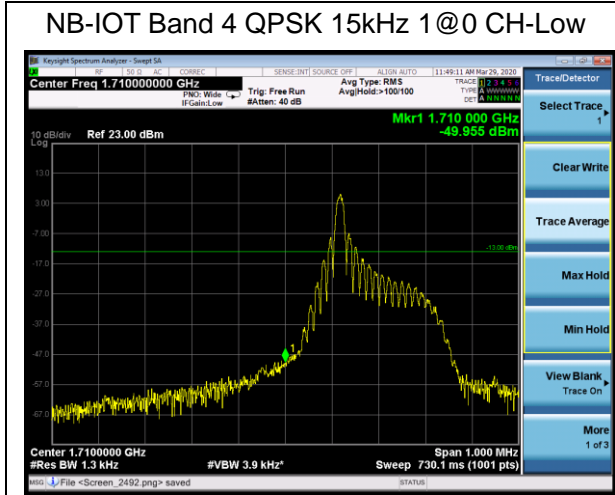
Measurement Uncertainty

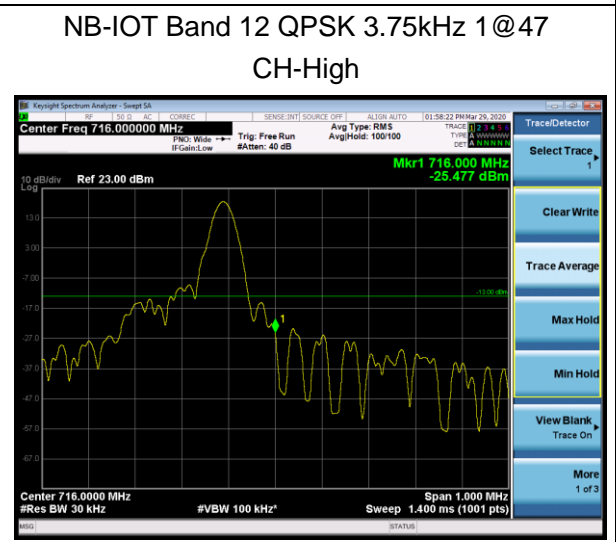
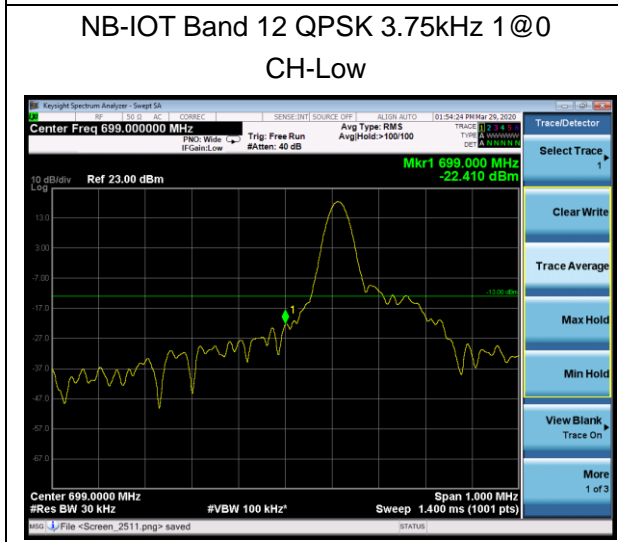
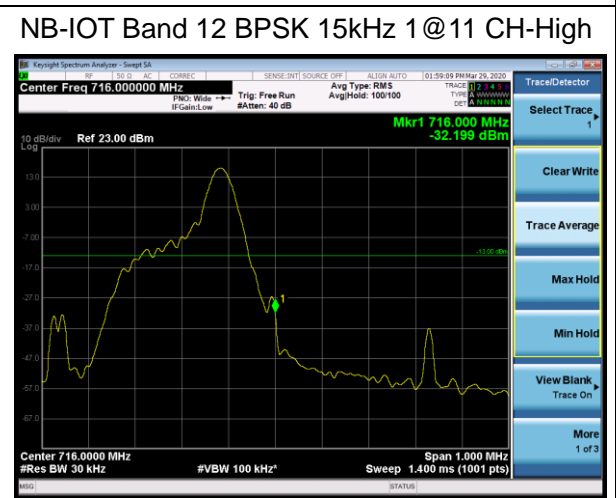
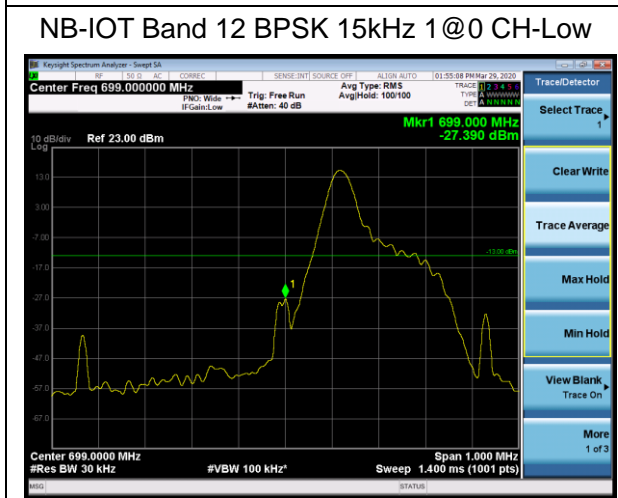
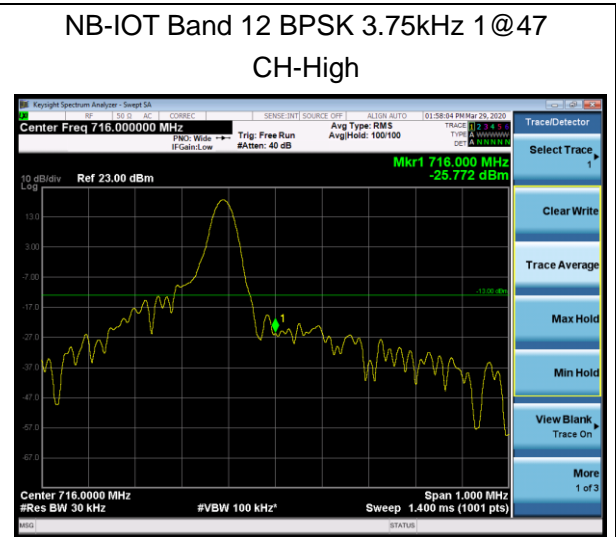
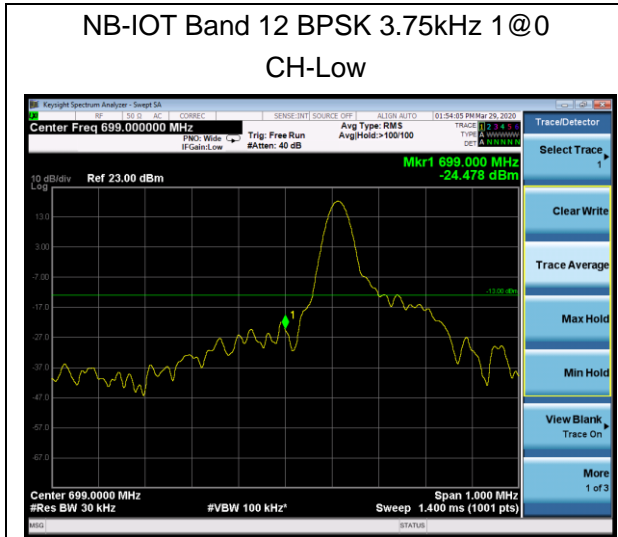
The assessed measurement uncertainty to ensure 95% confidence level for the normal distribution is with the coverage factor $k = 1.96$, $U=0.684$ dB.

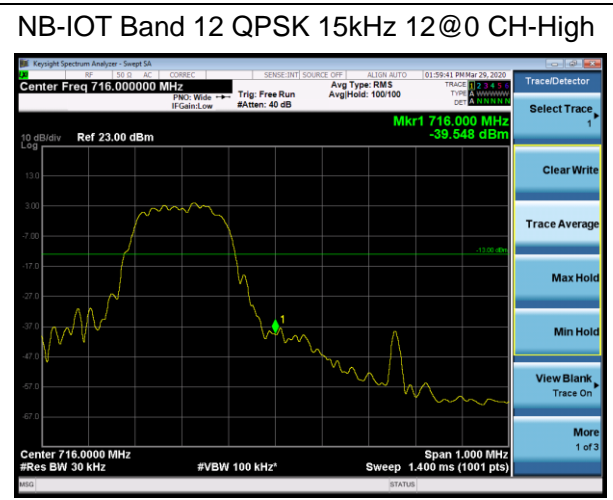
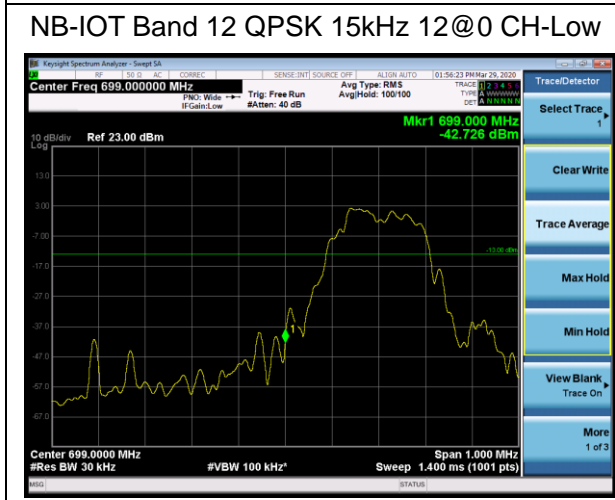
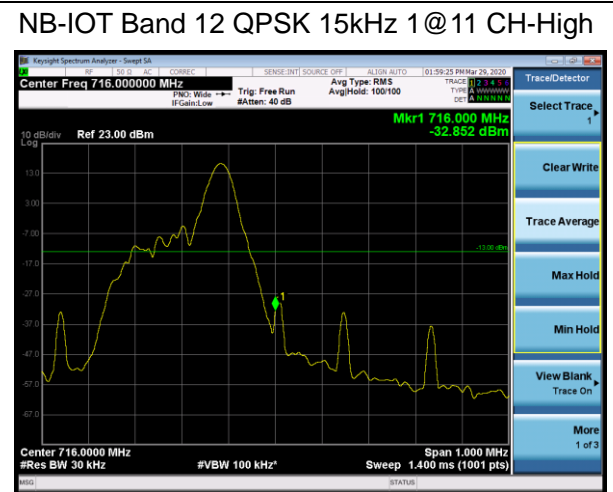
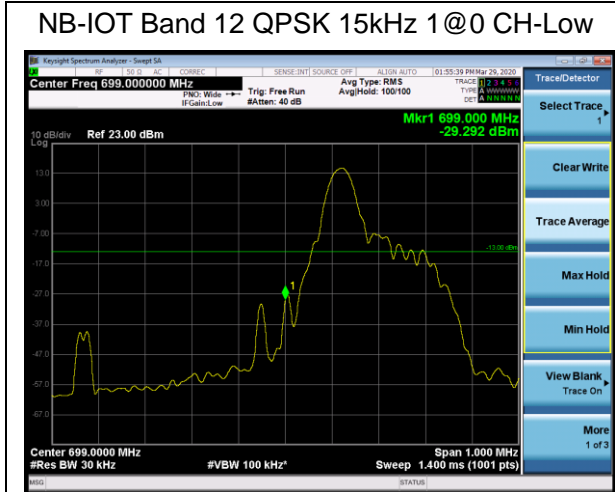
Test Result

All the test traces in the plots shows the test results clearly.







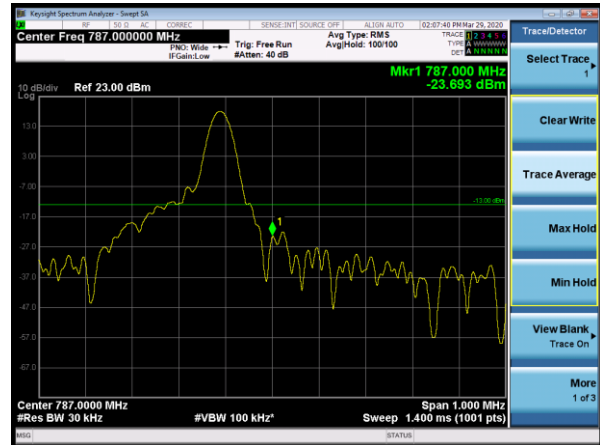




NB-IOT Band 13 BPSK 3.75kHz 1@0 CH-Low



NB-IOT Band 13 BPSK 3.75kHz 1@47 CH-High



NB-IOT Band 13 BPSK 15kHz 1@0 CH-Low



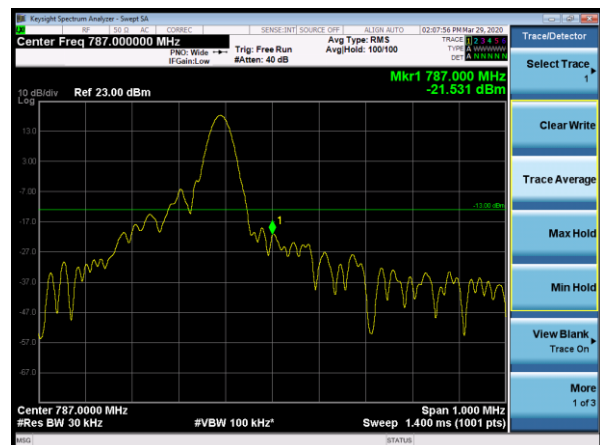
NB-IOT Band 13 BPSK 15kHz 1@11 CH-High

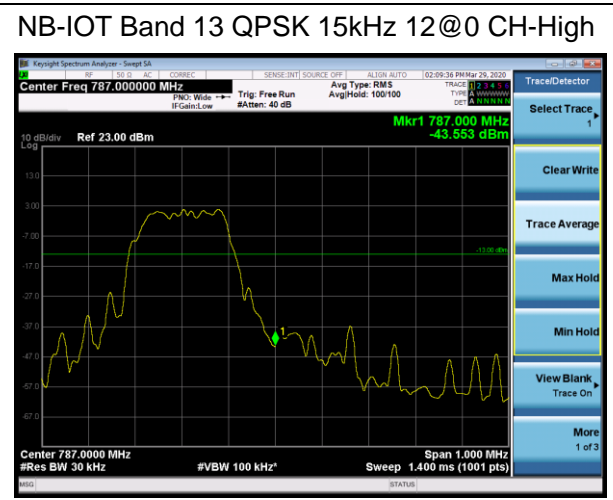
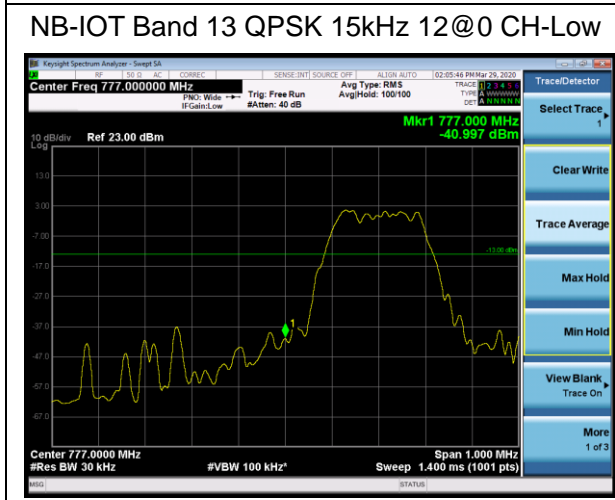
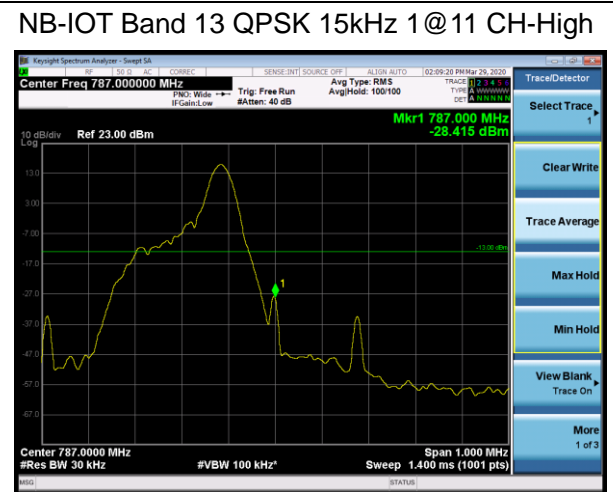
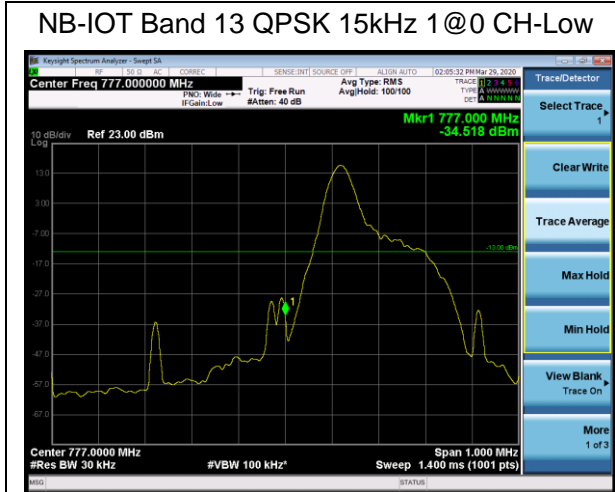


NB-IOT Band 13 QPSK 3.75kHz 1@0 CH-Low



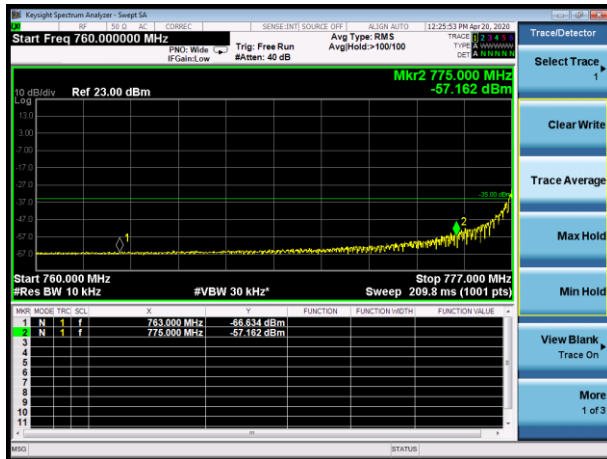
NB-IOT Band 13 QPSK 3.75kHz 1@47 CH-High



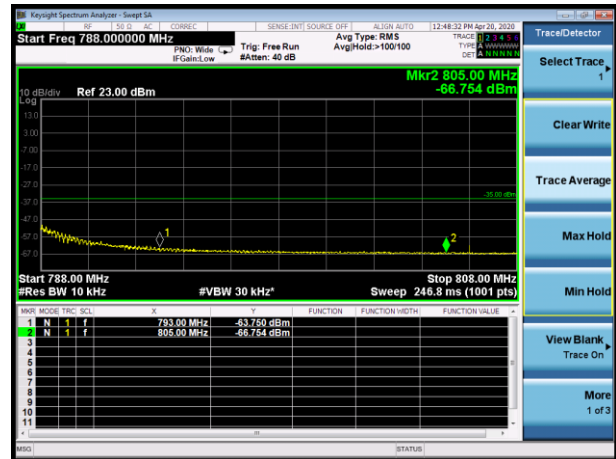




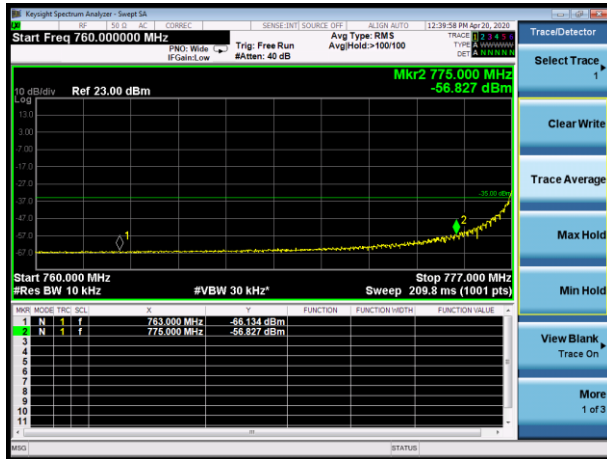
NB-IOT Band 13 BPSK 3.75kHz (763MHz ~775MHz)



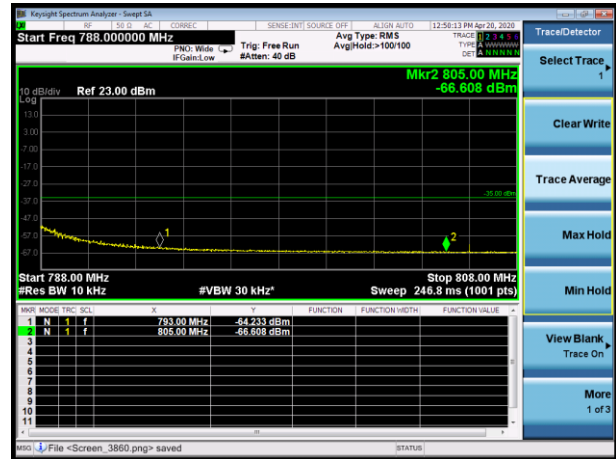
NB-IOT Band 13 BPSK 3.75kHz (793MHz ~805MHz)



NB-IOT Band 13 QPSK 3.75kHz (763MHz ~775MHz)

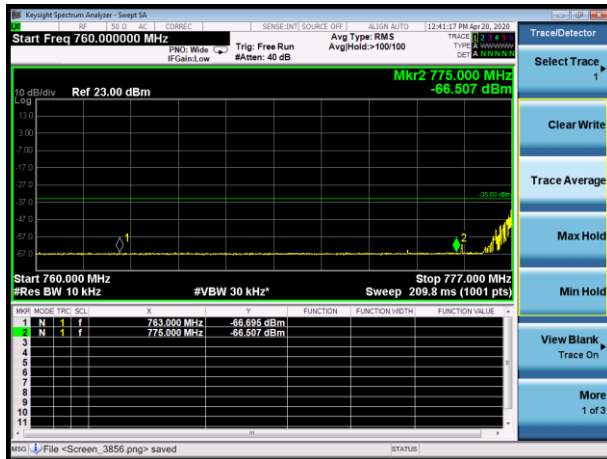


NB-IOT Band 13 QPSK 3.75kHz (793MHz ~805MHz)

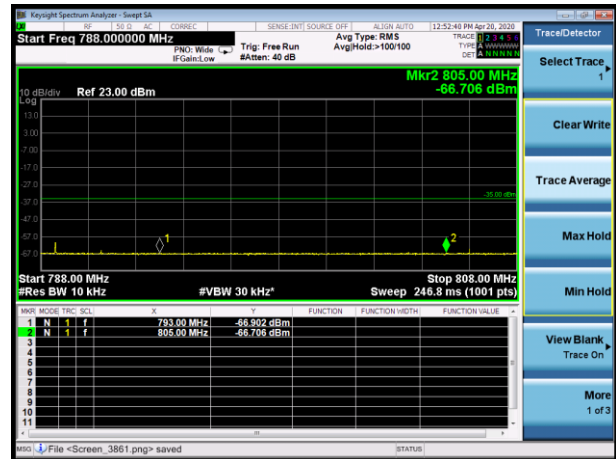




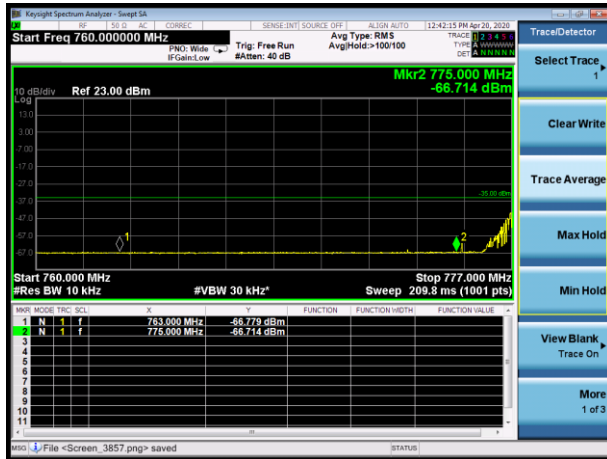
NB-IOT Band 13 BPSK 15kHz (763MHz ~775MHz)



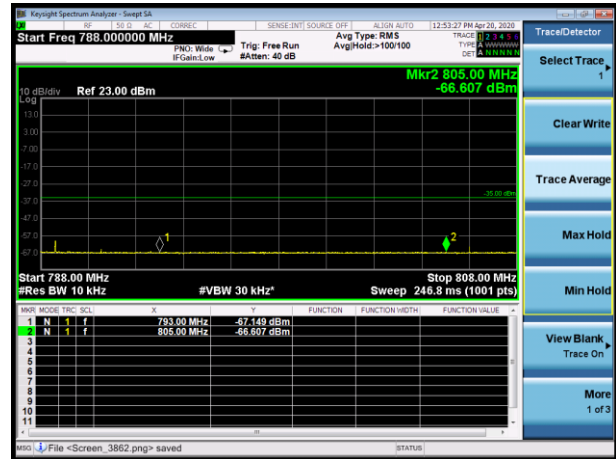
NB-IOT Band 13 BPSK 15kHz (793MHz ~805MHz)



NB-IOT Band 13 QPSK 15kHz (763MHz ~775MHz)



NB-IOT Band 13 QPSK 15kHz (793MHz ~805MHz)



NB-IOT Band 13 QPSK 15kHz 12@0 (763MHz ~775MHz)



NB-IOT Band 13 QPSK 15kHz 12@0 (793MHz ~805MHz)

