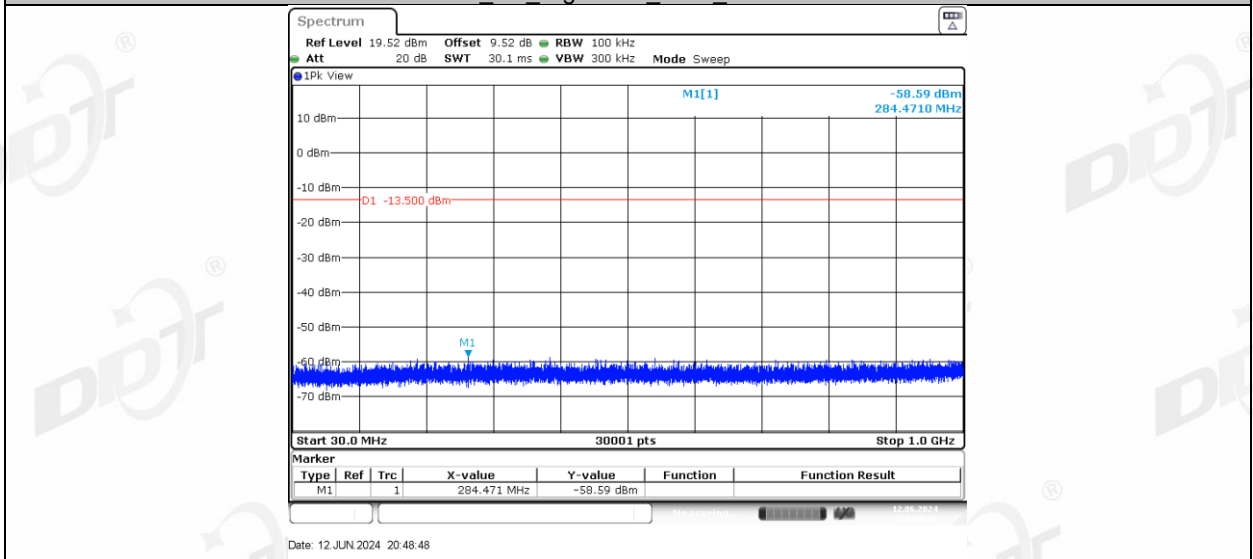
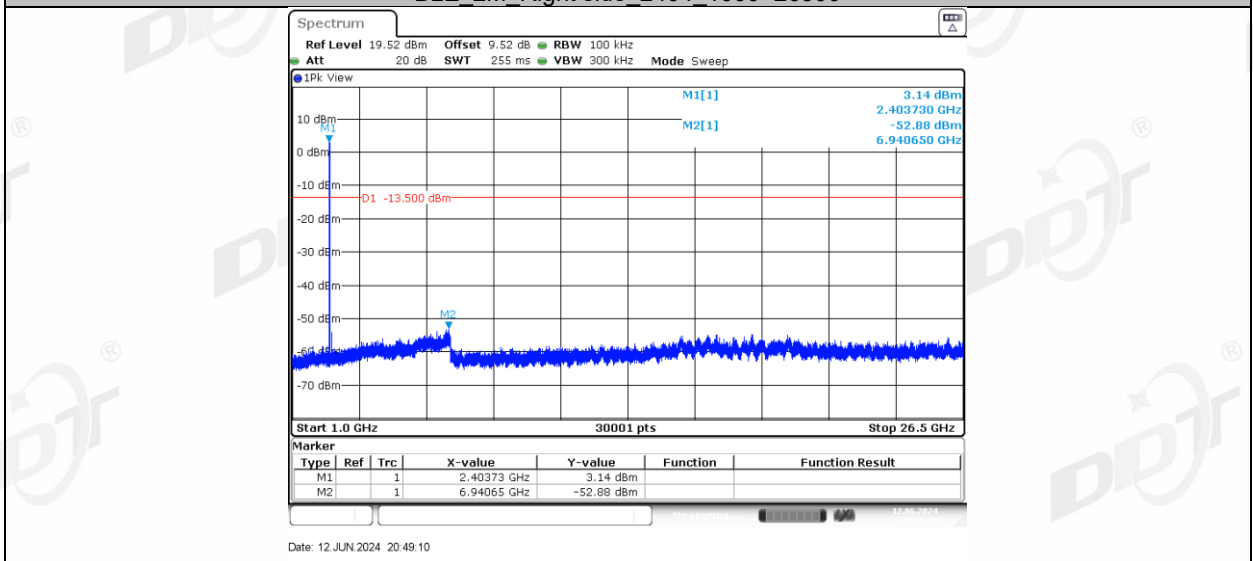


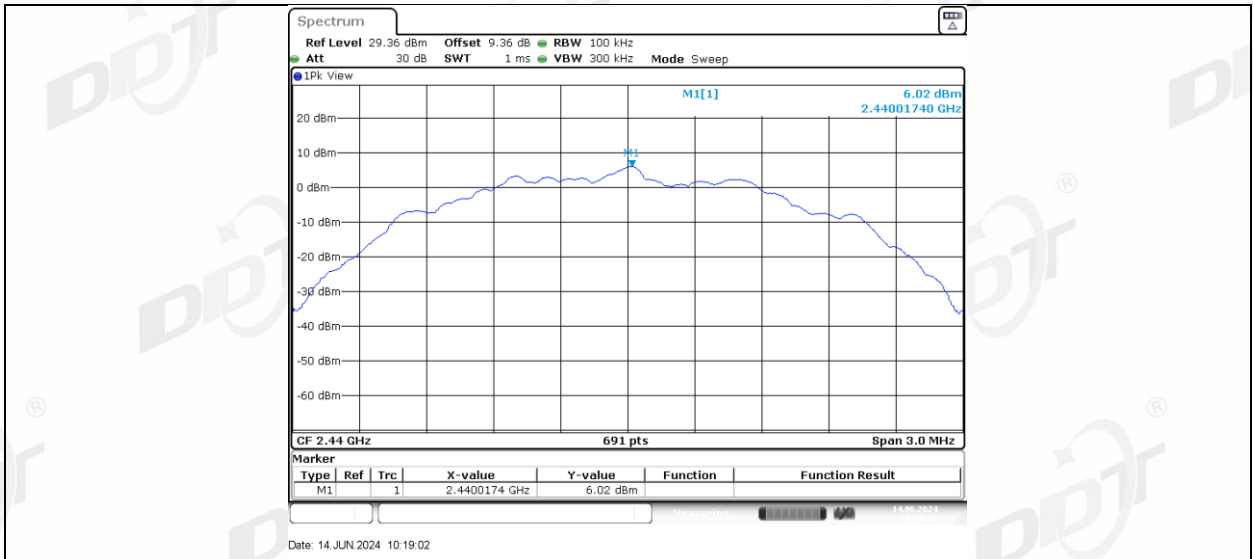
BLE 2M Right side 2404 30~1000



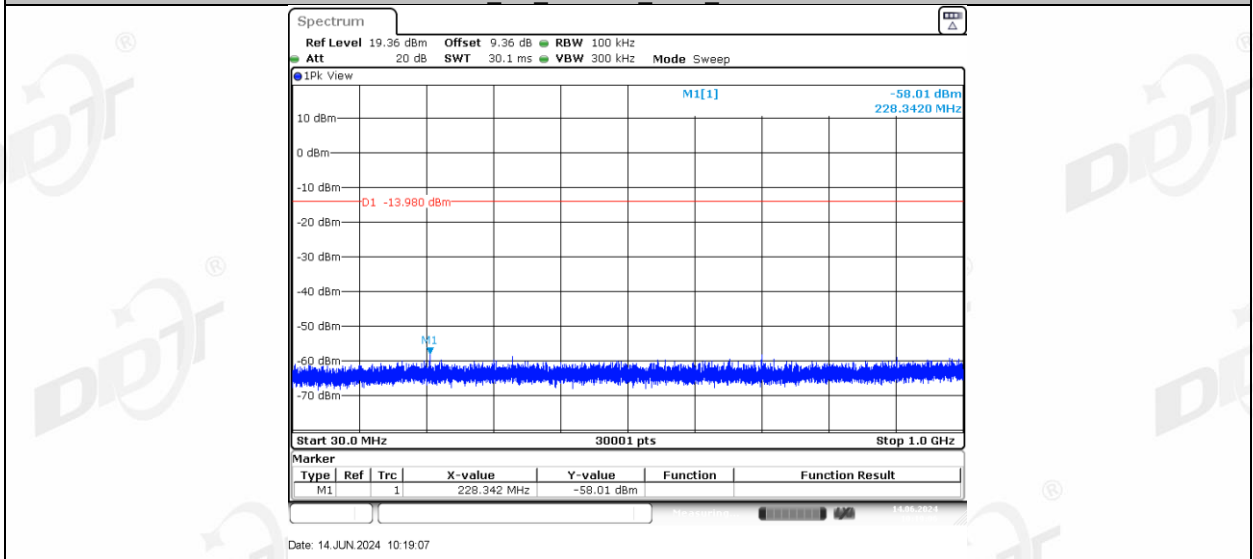
BLE 2M Right side 2404 1000~26500



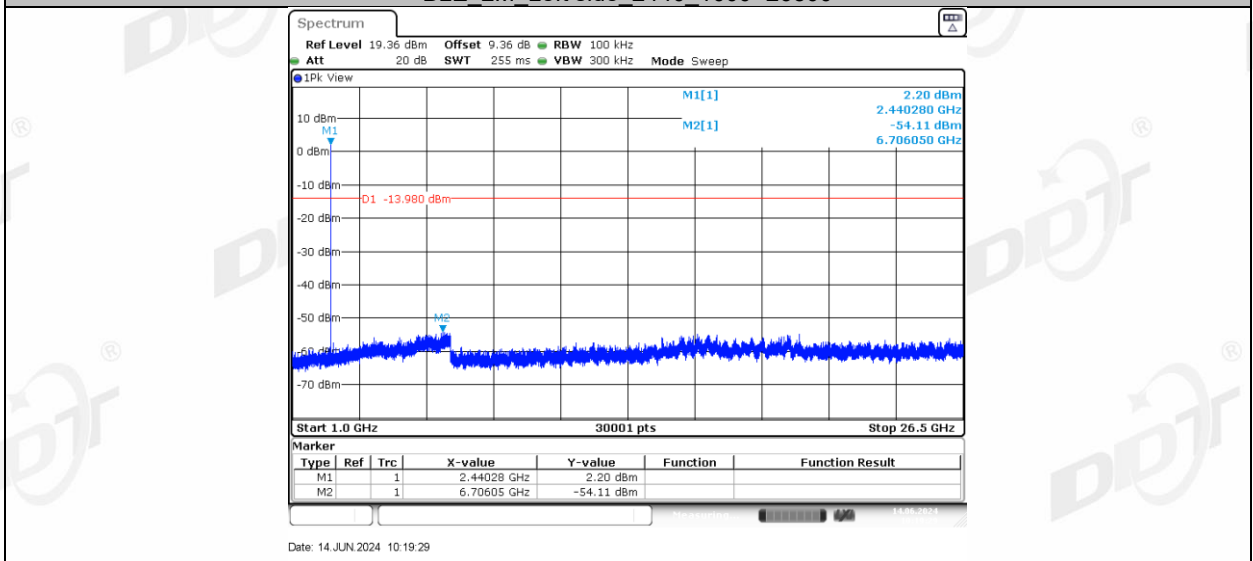
BLE 2M Left side 2440 0~Reference



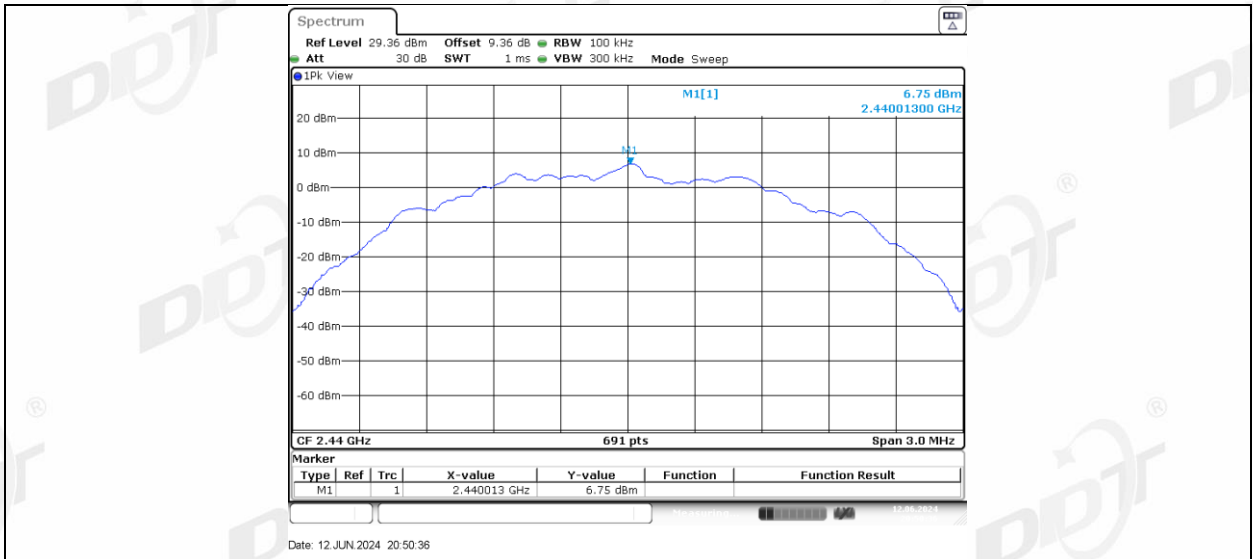
BLE 2M Left side 2440 30~1000



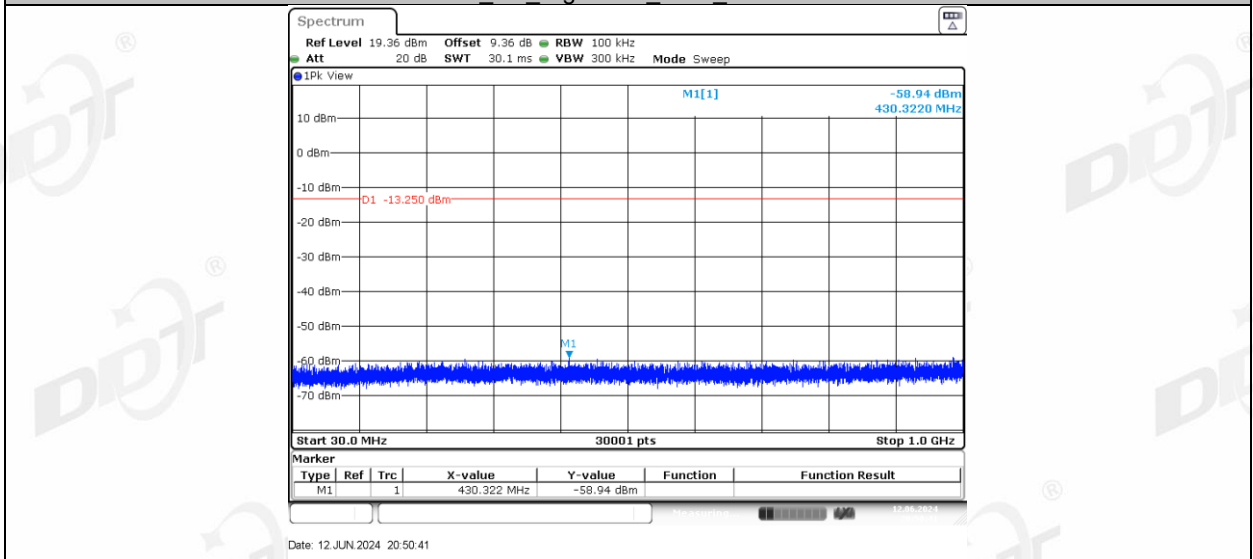
BLE 2M Left side 2440 1000~26500



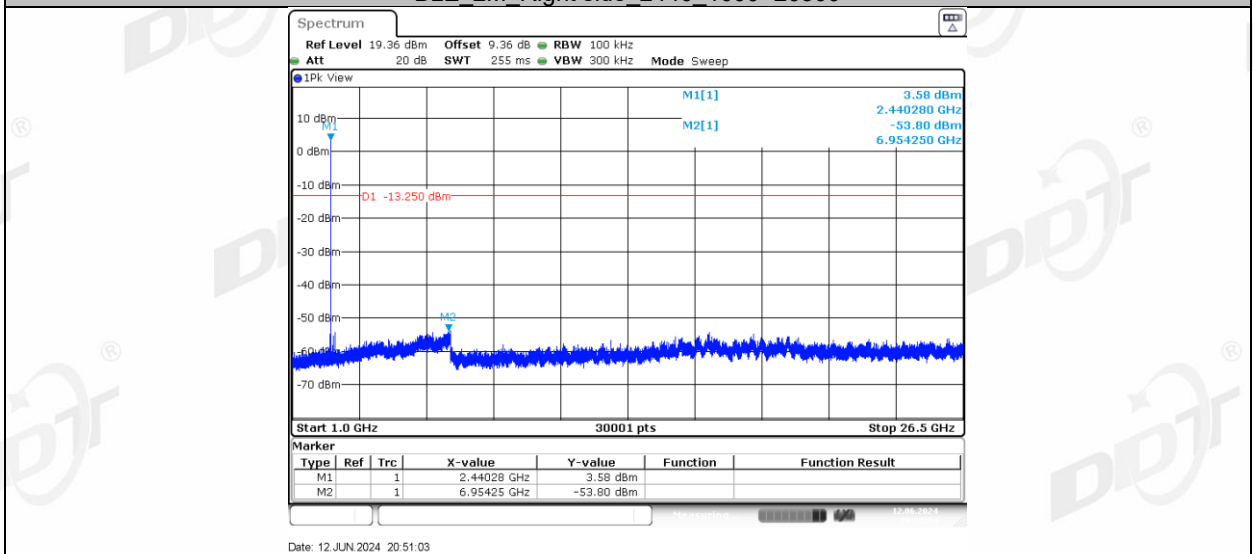
BLE 2M Right side 2440 0~Reference



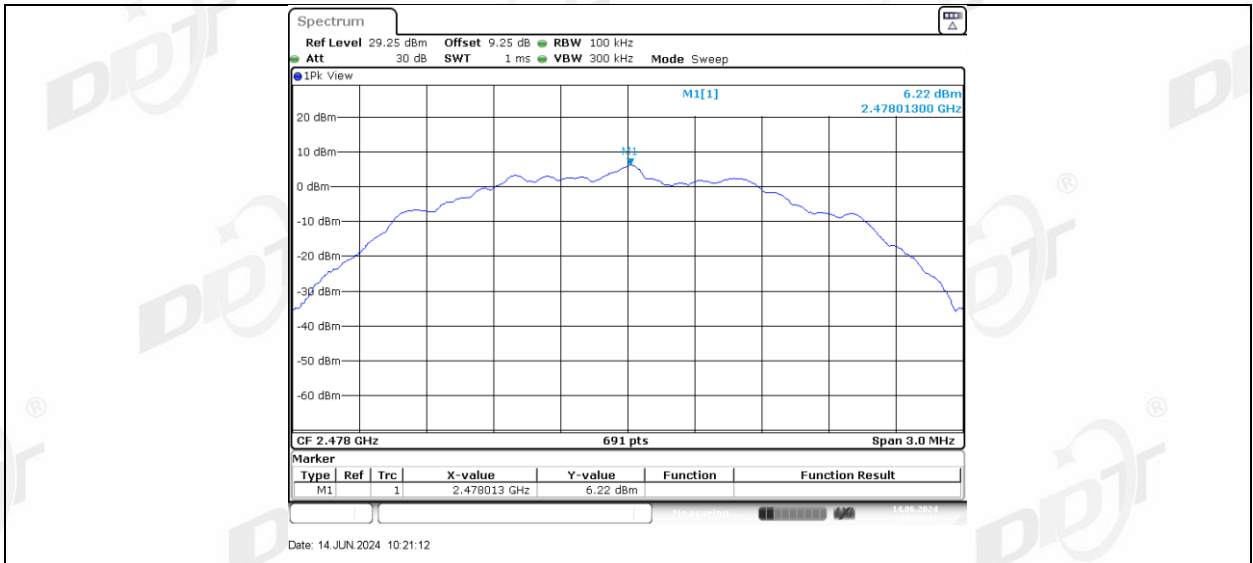
BLE 2M Right side 2440_30~1000



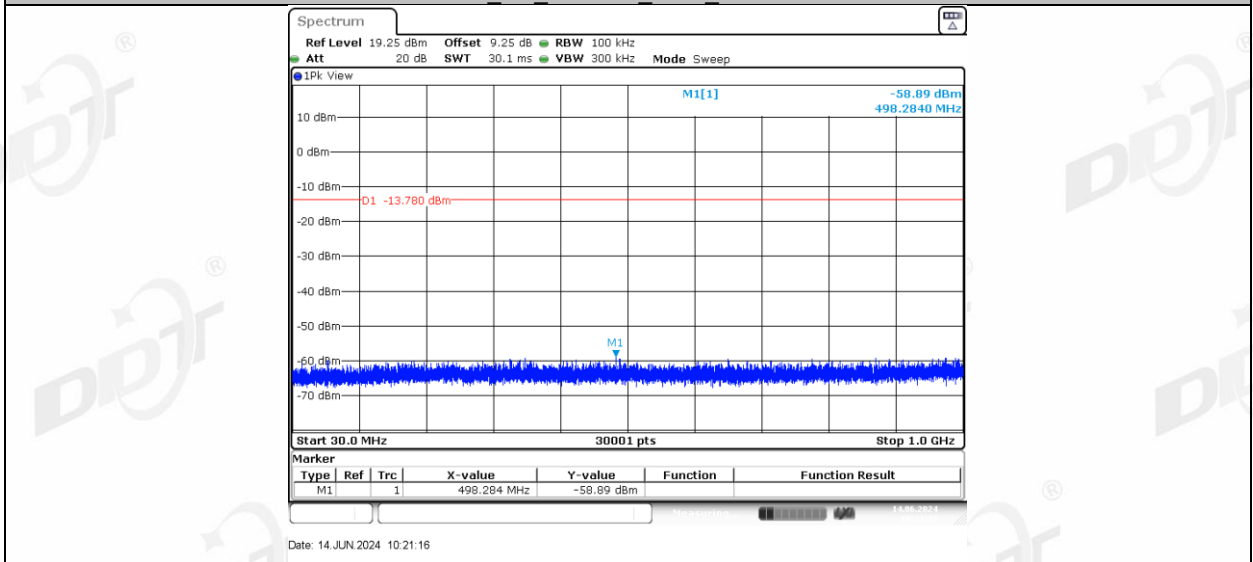
BLE 2M Right side 2440_1000~26500



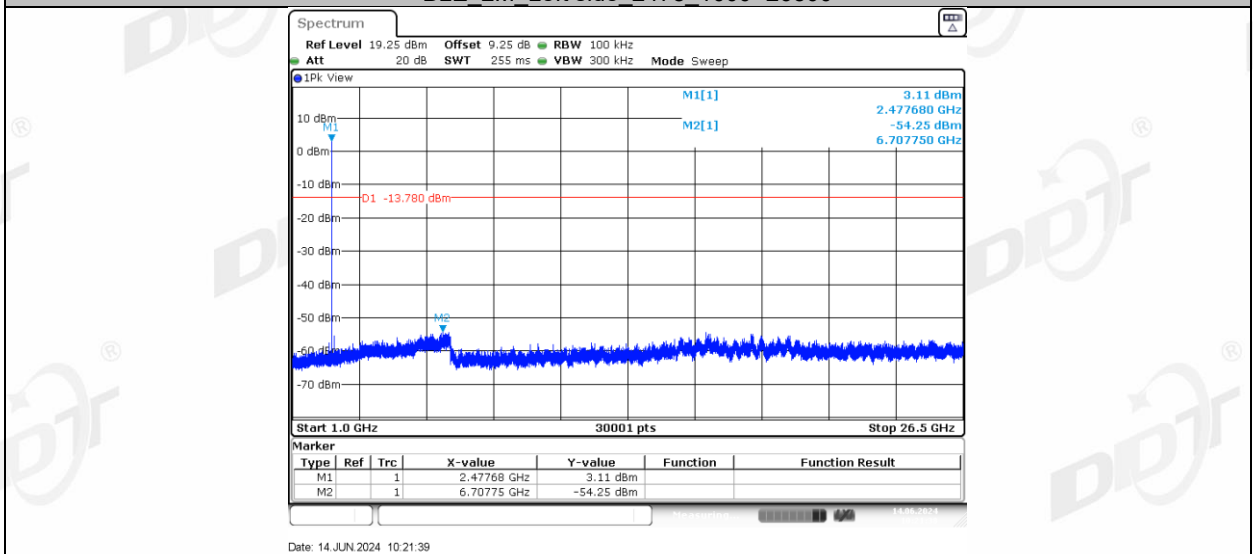
BLE 2M Left side 2478_0~Reference



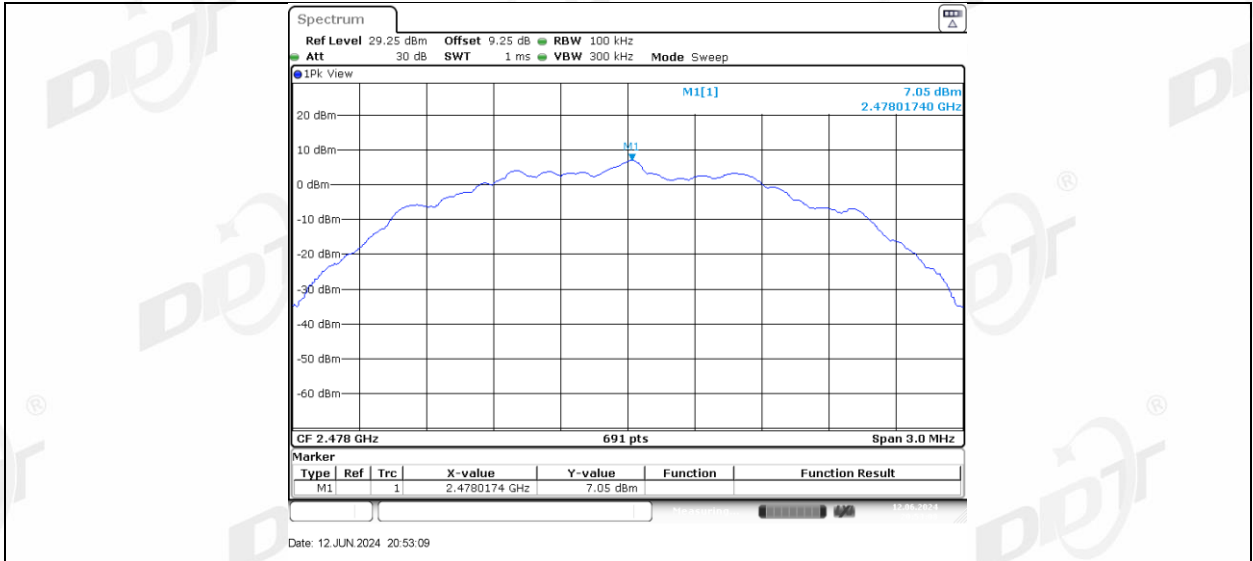
BLE 2M Left side 2478 30~1000



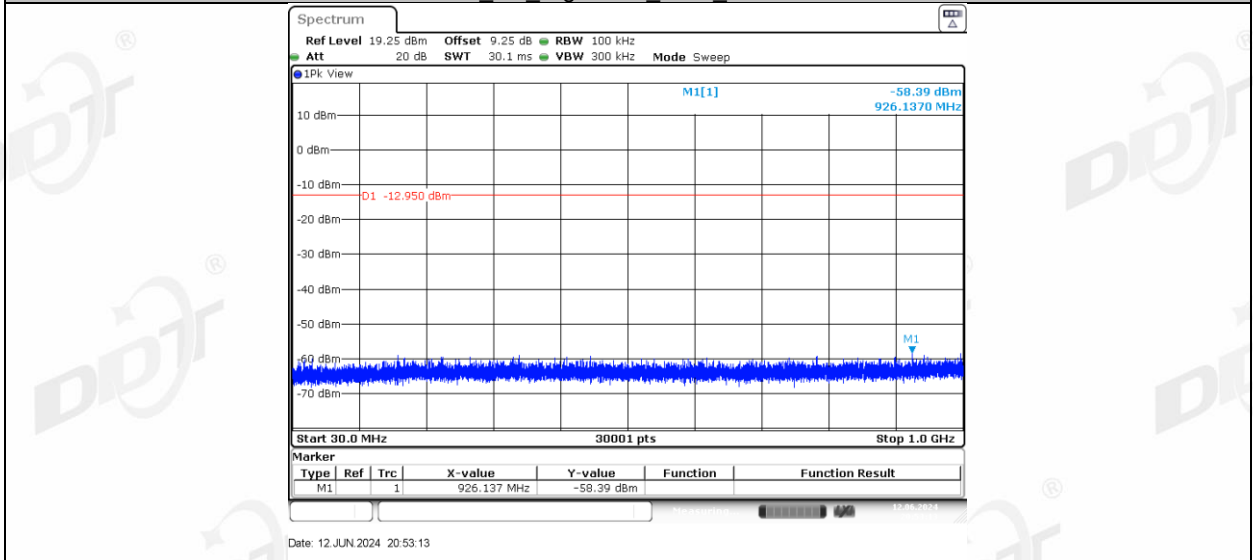
BLE 2M Left side 2478 1000~26500



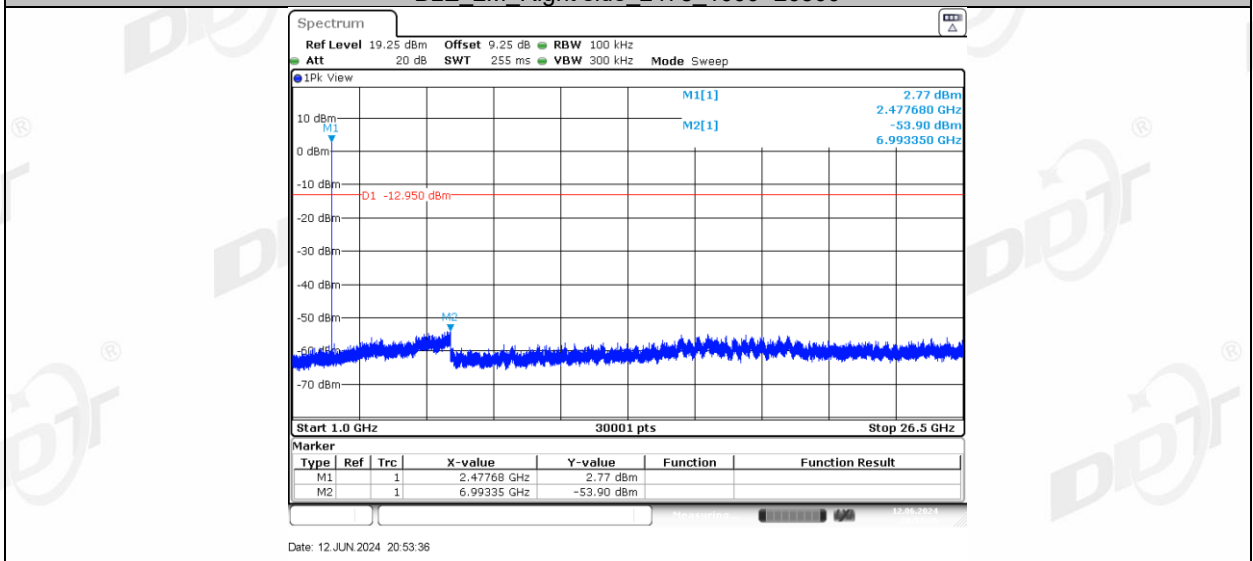
BLE 2M Right side 2478 0~Reference



BLE 2M Right side 2478 30~1000

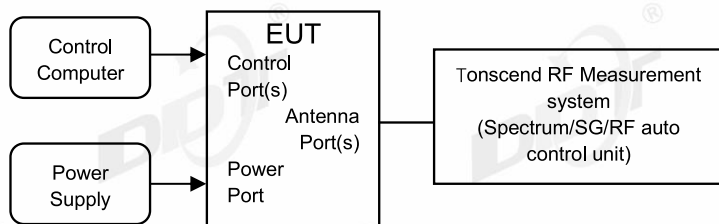


BLE 2M Right side 2478 1000~26500



10. Duty Cycle

10.1. Block diagram of test setup



10.2. Limit

Just for Report.

10.3. Test procedure

- (1) Connected the EUT's antenna port to the Spectrum Analyzer by suitable attenuator, The cable loss and attenuator loss have been put into spectrum analyzer as amplitude offset. set the Spectrum Analyzer as below:
 - Centre Frequency: The centre frequency of the middle hopping channel.
 - Resolution BW: 10 MHz.
 - Video BW: 10 MHz.
 - Span: Zero span.
 - Detector: Peak.
 - Trace Mode: Clear Write.
 - Sweep: Video Trigger
- (2) When the trace is complete, measure the sending time of 1 burst and the duty cycle of 1 burst cycle.
- (3) Calculate dwell time follow below formula:
Duty cycle= Pulse's on time / Burst cycle

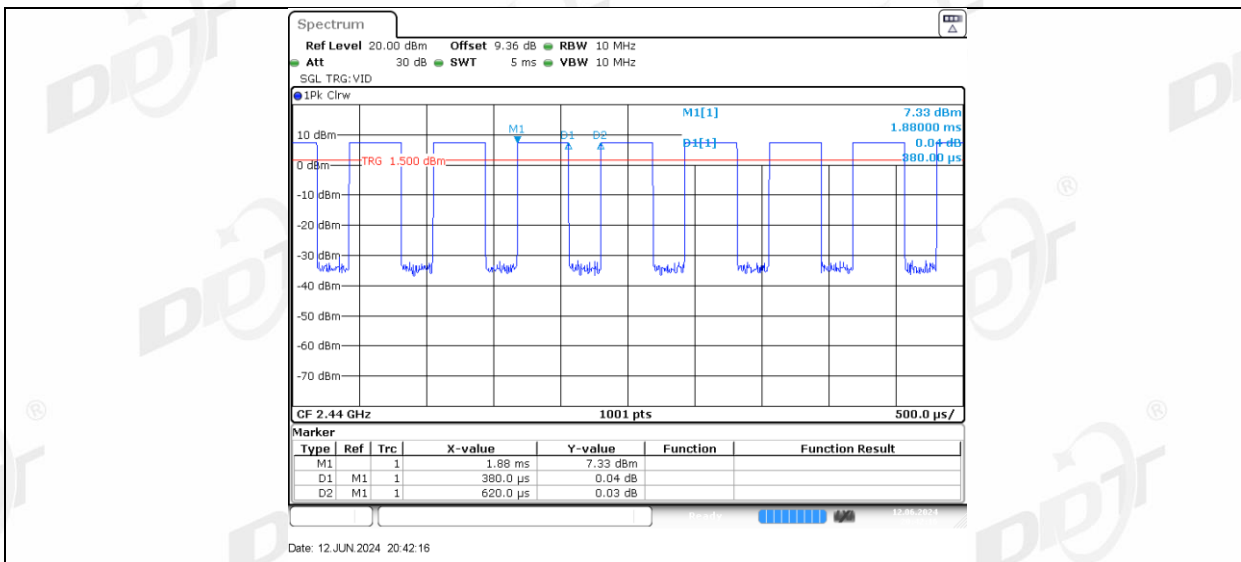
10.4. Test result

Test Engineer:	Zhongyao	Test Site:	RF Measurement System 3#
Ambient Condition:	23.6-25.5℃,42.8-46.7%RH	Test Date:	2024.06.12-2024.06.14
Test Power Supply:	Battery	Sample Number:	S24061107-053

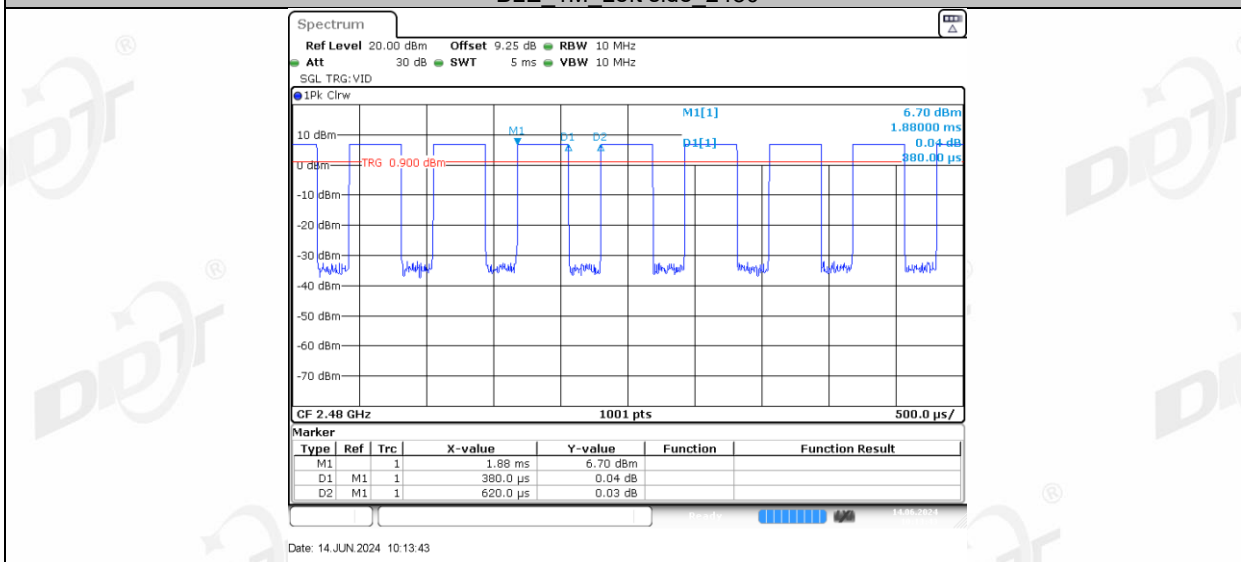
Test Mode	Antenna	Frequency [MHz]	ON Time [ms]	Period [ms]	Duty Cycle [%]	Duty Cycle Factor[dB]
BLE_1M	Left side	2402	0.38	0.62	61.29	2.13
	Right side	2402	0.38	0.62	61.29	2.13
	Left side	2440	0.38	0.62	61.29	2.13
	Right side	2440	0.38	0.62	61.29	2.13
	Left side	2480	0.38	0.62	61.29	2.13
	Right side	2480	0.38	0.62	61.29	2.13
BLE_2M	Left side	2404	0.20	0.63	31.75	4.98
	Right side	2404	0.20	0.63	31.75	4.98
	Left side	2440	0.20	0.63	31.75	4.98
	Right side	2440	0.20	0.63	31.75	4.98
	Left side	2478	0.20	0.63	31.75	4.98
	Right side	2478	0.20	0.63	31.75	4.98

10.5. Test graphs

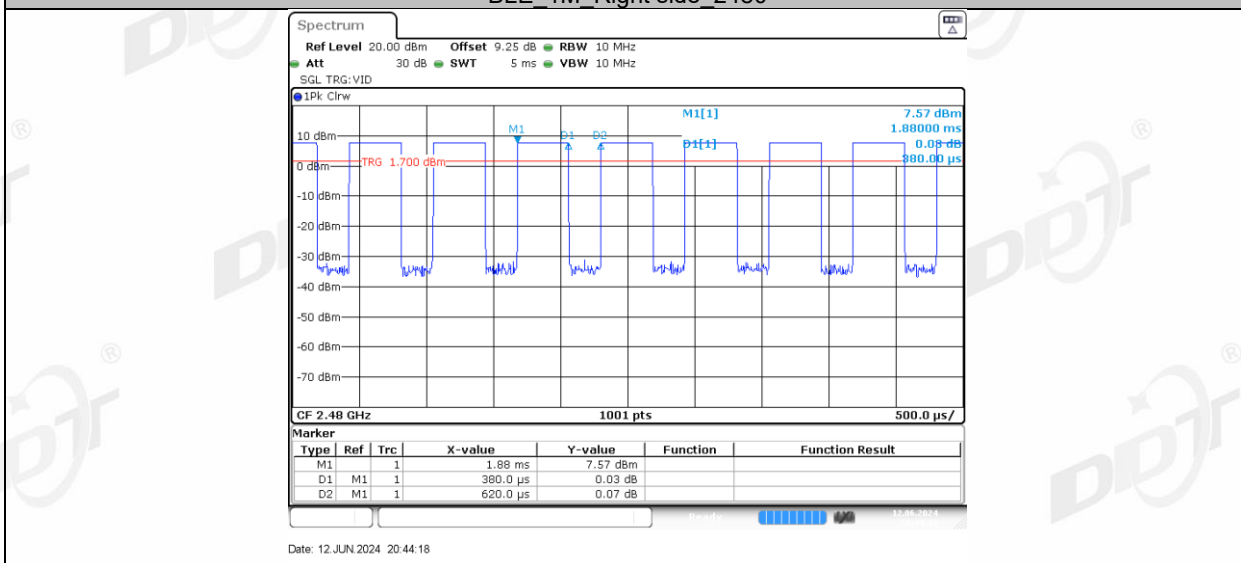




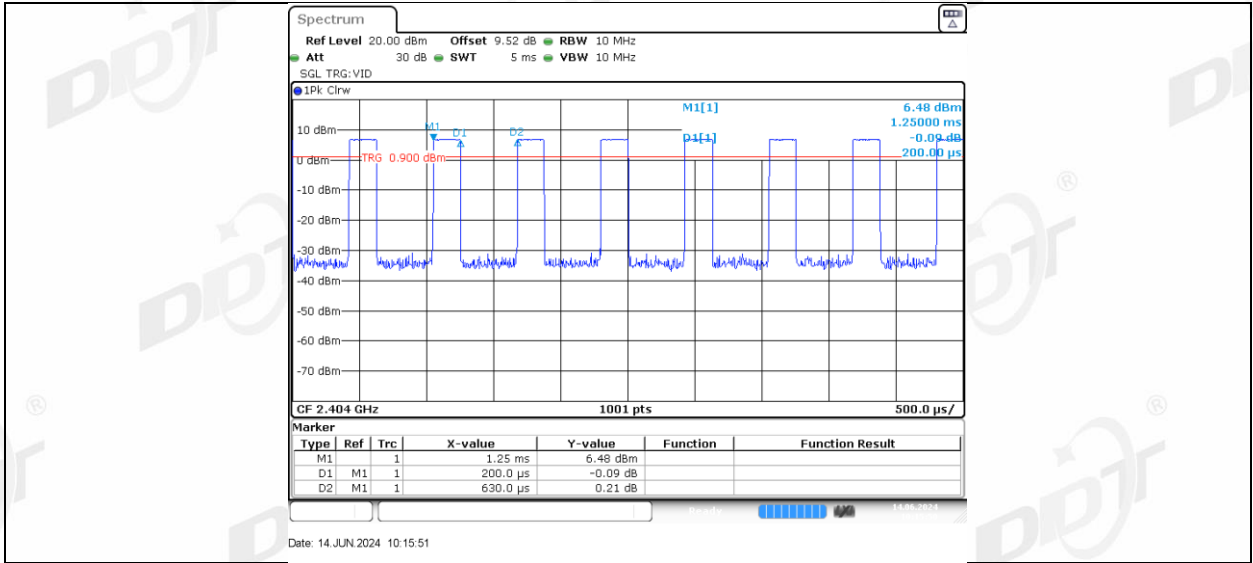
BLE_1M Left side 2480



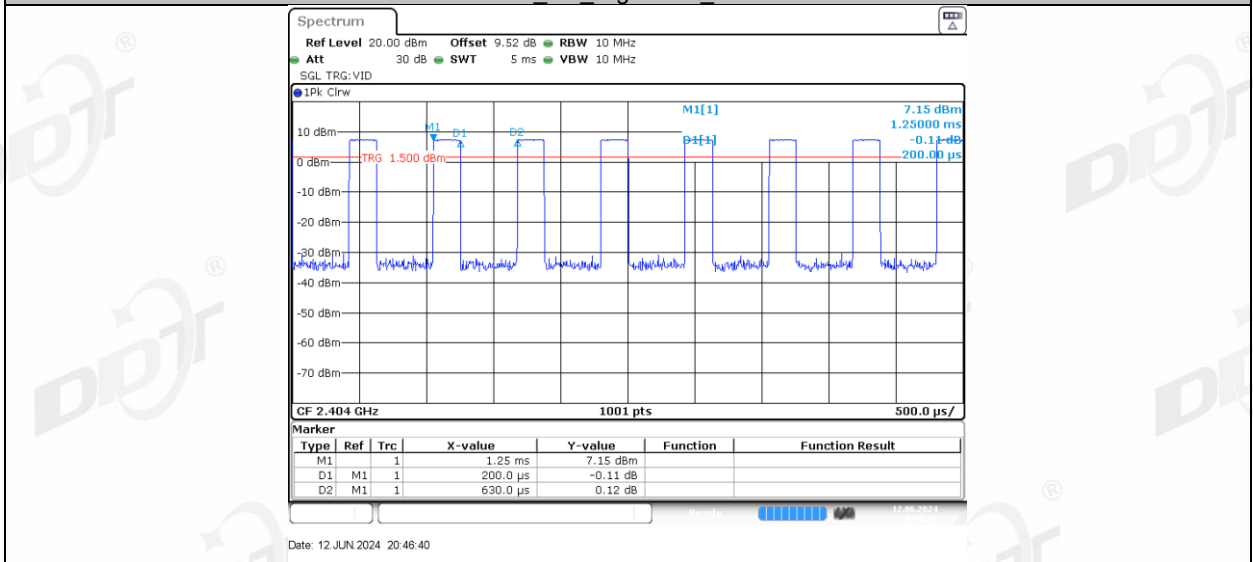
BLE_1M Right side 2480



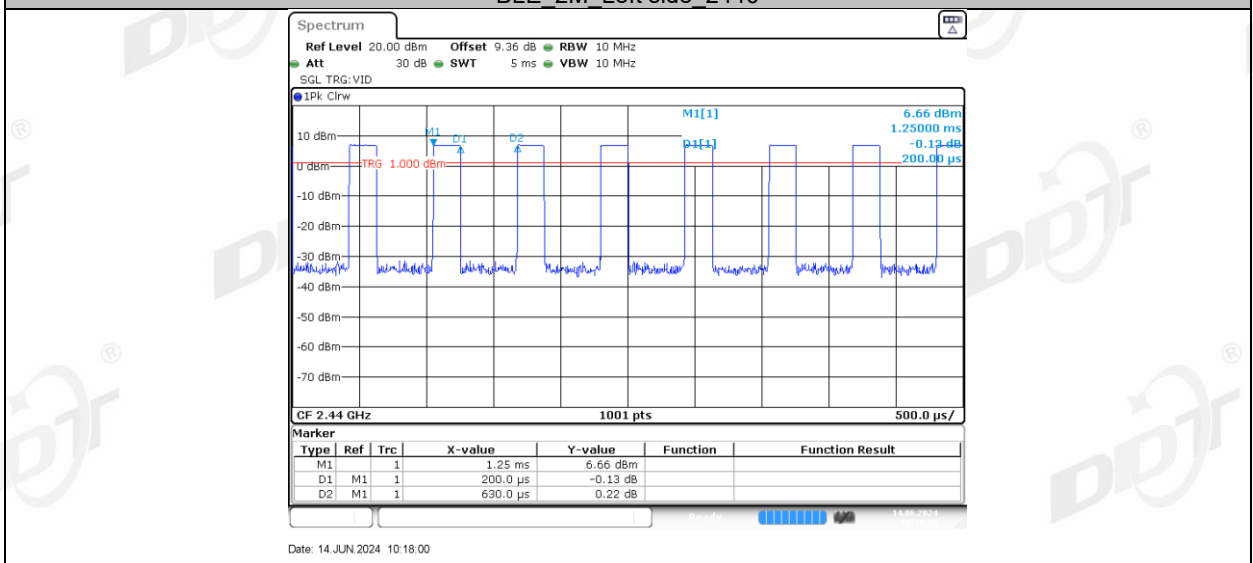
BLE 2M Left side 2404



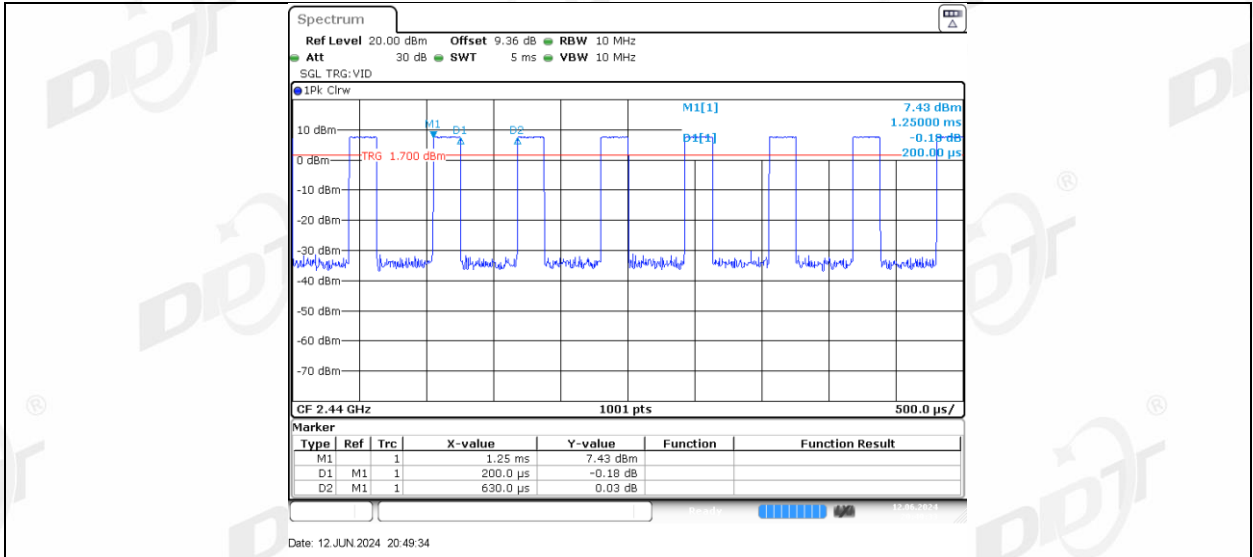
BLE 2M Right side 2404



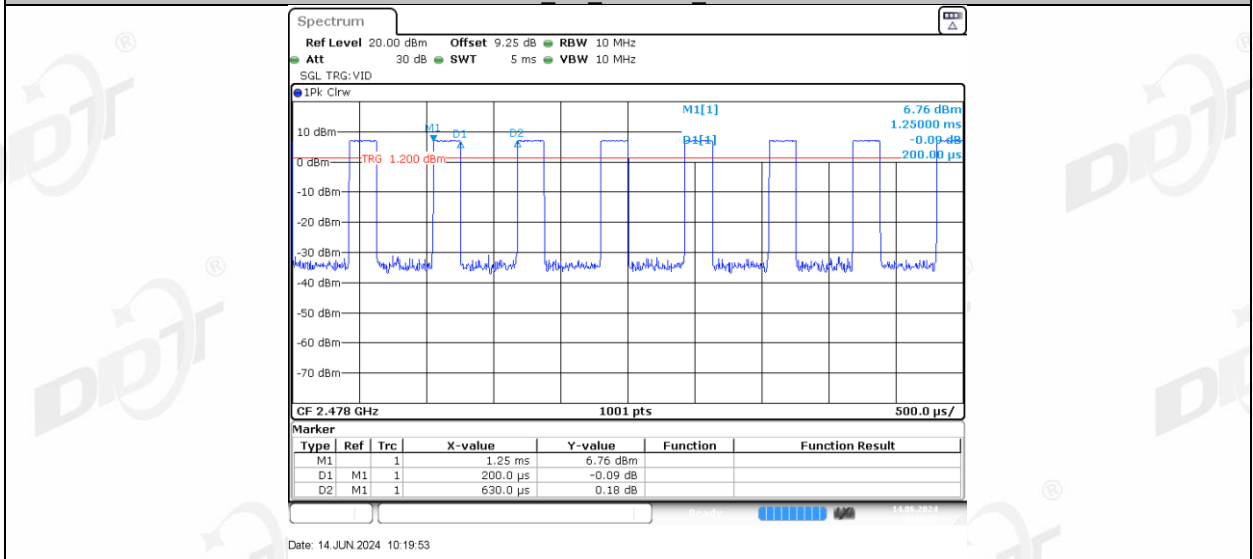
BLE 2M Left side 2440



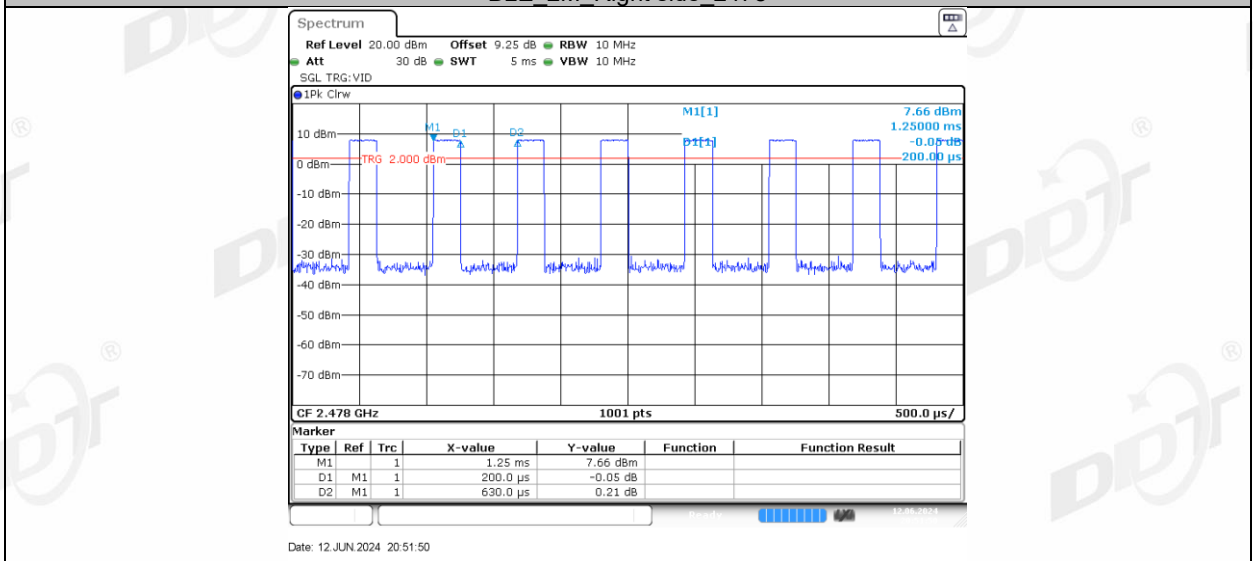
BLE 2M Right side 2440



BLE_2M_Left side_2478



BLE_2M_Right side_2478



11. Antenna Requirements

11.1. Limit

For intentional device, according to FCC 47 CFR Section 15.203, an intentional radiator shall be designed to ensure that no antenna other than that furnished by the responsible party shall be used with the device. And according to FCC 47 CFR Section 15.247 (b), if transmitting antennas of directional gain greater than 6 dBi are used, the power shall be reduced by the amount in dB that the directional gain of the antenna exceeds 6 dBi.

For intentional device, according to RSS-Gen issue 5 section 6.8.

The applicant for equipment certification shall provide a list of all antenna types that may be used with the transmitter, where applicable (i.e. for transmitters with detachable antenna), indicating the maximum permissible antenna gain (in dBi) and the required impedance for each antenna. The test report shall demonstrate the compliance of the transmitter with the limit for maximum equivalent isotropically radiated power (e.i.r.p.) specified in the applicable RSS, when the transmitter is equipped with any antenna type, selected from this list.

11.2. Result

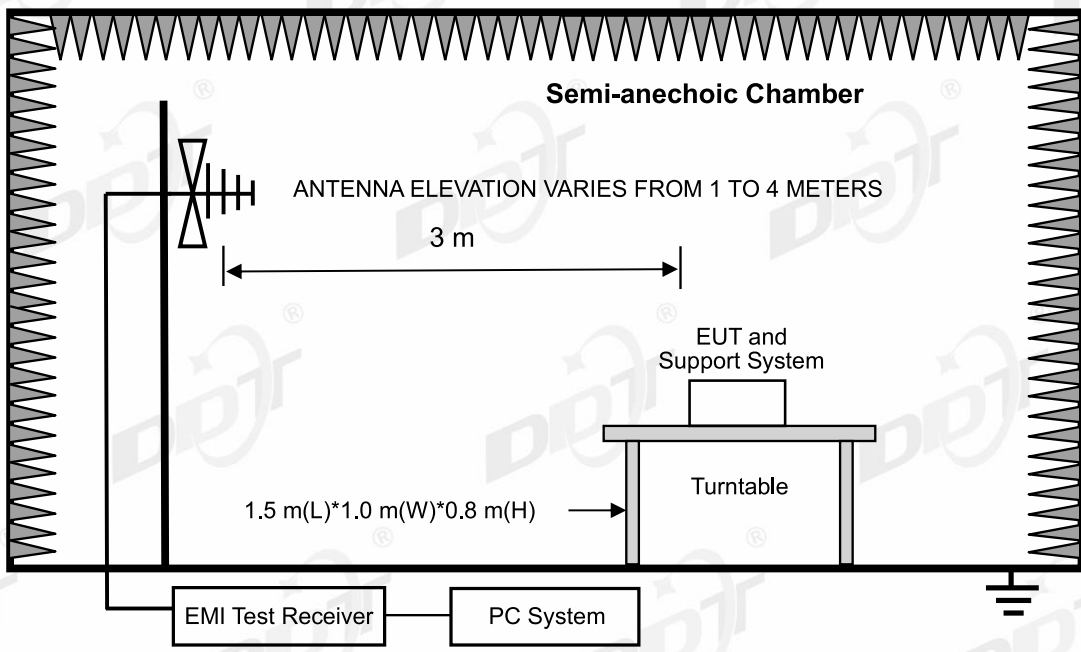
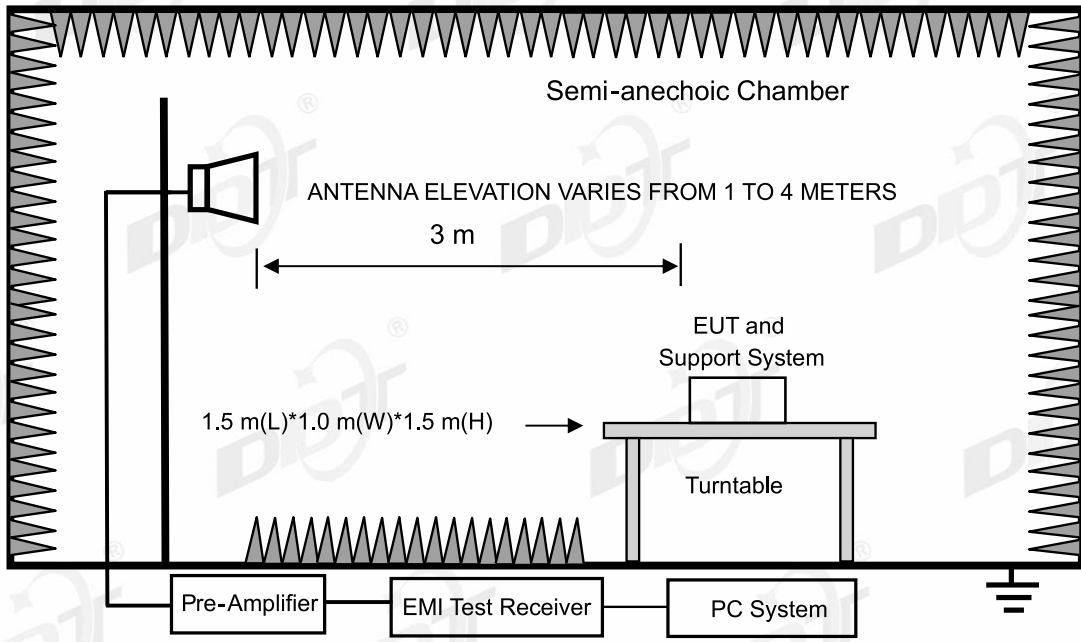
The antenna used for this product as Antenna information described in section 2.1 of the report, and there is no other antenna than that furnished by the responsible party shall be used with the device.

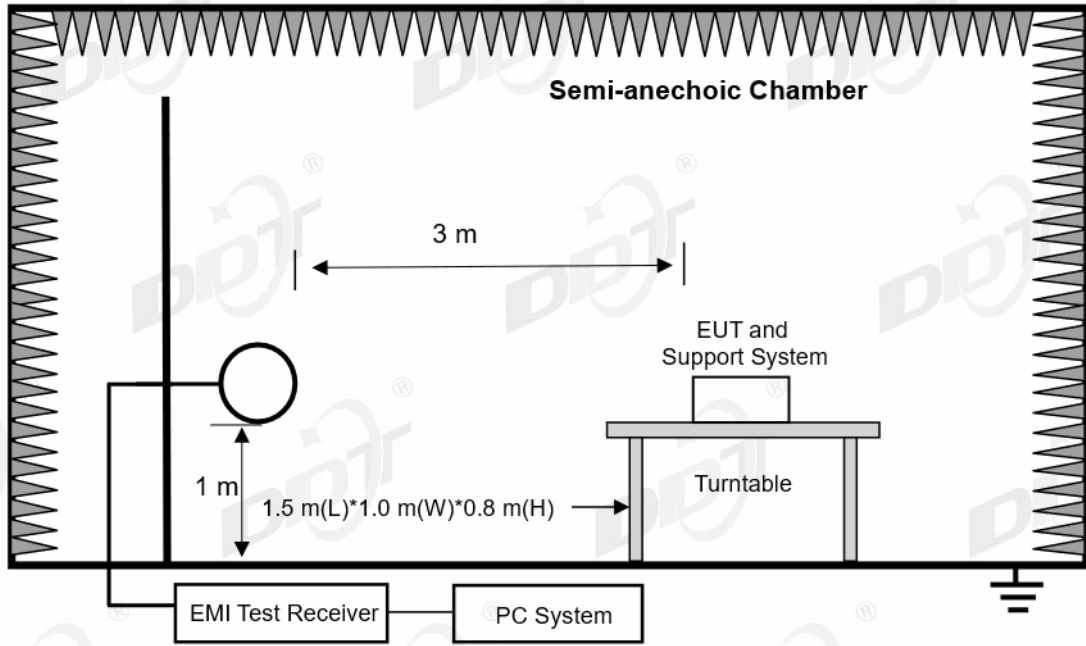
12.Radiated Emission

12.1. Test equipment

Equipment	Manufacturer	Model No.	Serial No.	Cal Due To
EMI TEST RECEIVER	R&S	ESU26	100472	2025/03/31
PSA Series Spectrum Analyzer	Agilent	E4447A	MY50180031	2025/03/31
Active Loop Antenna	Schwarzbeck	FMZB-1519	1519-038	2025/09/10
Trilog Broadband Antenna	Schwarzbeck	VULB 9163	01429	2025/07/11
Double Ridged Horn Antenna	Schwarzbeck	BBHA 9120 D	02468	2024/09/17
Broad Band Horn Antenna	Schwarzbeck	BBHA 9170	790	2025/04/25
Pre-amplifier	COM-POWER	PAM-118A	18040084	2024/07/14
Pre-amplifier	COM-POWER	PAM-840A	461369	2025/03/31
RE Cable	N/A	W23.02 CP1-X2 + W23.09 AP1-X8+ JCT26S-NJ-NJ-1.5M	4.5M+8M+1.5M	2025/03/31
RF Cable	Yuhu	JCTB810-NJ-NJ-9M+ ZT26S-SMAJ-SMAJ-1M	21123964	2025/03/31
Band Reject Filter(2400-2500 MHz)	REBES	BRM50702	G555	N/A
Band Reject Filter(5150-5880 MHz)	REBES	BRM50716	G392	N/A
High Pass Filter(8000-25000 MHz)	XB	XBLBQ-GTA67	210820-2-3	N/A
Test Software	Tonscend	JS32-RE	V 5.0.0.1	N/A
RF cable	Zhongke Junchuang	JCT26S-NJ-NJ-1.5M	DDT-ZC02762	2025/04/01
Micro-Tronics filters	REBES	BRM50716	DDT-ZC03240	/
High pass filter	Micro-Tronics	HPM50108	DDT-ZC00560	2025/04/22

12.2. Block diagram of test setup





12.3. Limits

(1) FCC 15.205 Restricted frequency band

MHz	MHz	MHz	GHz
0.090-0.110	16.42-16.423	399.9-410	4.5-5.15
¹ 0.495-0.505	16.69475-16.69525	608-614	5.35-5.46
2.1735-2.1905	16.80425-16.80475	960-1240	7.25-7.75
4.125-4.128	25.5-25.67	1300-1427	8.025-8.5
4.1772&4.17775	37.5-38.25	1435-1626.5	9.0-9.2
4.2072&4.20775	73-74.6	1645.5-1646.5	9.3-9.5
6.215-6.218	74.8-75.2	1660-1710	10.6-12.7
6.26775-6.26825	108-121.94	1718.8-1722.2	13.25-13.4
6.31175-6.31225	123-138	2200-2300	14.47-14.5
8.291-8.294	149.9-150.05	2310-2390	15.35-16.2
8.362-8.366	156.52475-156.52525	2483.5-2500	17.7-21.4
8.37625-8.38675	156.7-156.9	2690-2900	22.01-23.12
8.41425-8.41475	162.0125-167.17	3260-3267	23.6-24.0
12.29-12.293	167.72-173.2	3332-3339	31.2-31.8
12.51975-12.52025	240-285	3345.8-3358	36.43-36.5
12.57675-12.57725	322-335.4	3600-4400	(²)
13.36-13.41			

¹Until February 1, 1999, this restricted band shall be 0.490-0.510 MHz

²Above 38.6

RSS-Gen section 8.10 Restricted frequency bands*

MHz	MHz	MHz	GHz
0.090-0.110	12.51975-12.52025	240-285	3.5-4.4
0.495-0.505	12.57675-12.57725	322-335.4	4.5-5.15
2.1735-2.1905	13.36-13.41	399.9-410	5.35-5.46
3.020-3.026	16.42-16.423	608-614	7.25-7.75
4.125-4.128	16.69475-16.69525	960-1427	8.025-8.5
4.1772&4.17775	16.80425-16.80475	1435-1626.5	9.0-9.2
4.2072&4.20775	25.5-25.67	1645.5-1646.5	9.3-9.5
5.677-5.683	37.5-38.25	1660-1710	10.6-12.7
6.215-6.218	73-74.6	1718.8-1722.2	13.25-13.4
6.26775-6.26825	74.8-75.2	2200-2300	14.47-14.5
6.31175-6.31225	108-138	2310-2390	15.35-16.2
8.291-8.294	149.9-150.05	2483.5-2500	17.7-21.4
8.362-8.366	156.52475-156.52525	2655-2900	22.01-23.12
8.37625-8.38675	156.7-156.9	3260-3267	23.6-24.0
8.41425-8.41475	162.0125-167.17	3332-3339	31.2-31.8
12.29-12.293	167.72-173.2	3345.8-3358	36.43-36.5
			Above 38.6

* Certain frequency bands listed in table and in bands above 38.6 GHz are designated for licence-exempt applications. These frequency bands and the requirements that apply to related devices are set out in the 200 and 300 series of RSSs.

(2) FCC 15.209 Limit & RSS-Gen section 8.9 Limit

FREQUENCY MHz	DISTANCE Meters	FIELD STRENGTHS LIMIT	
		mV/m	dB(mV)/m
0.009 ~ 0.490	300	2400/F(kHz)	67.6-20log(F)
0.490 ~ 1.705	30	24000/F(kHz)	87.6-20log(F)
1.705 ~ 30.0	30	30	29.54
30~88	3	100	40.0
88~216	3	150	43.5
216~960	3	200	46.0
960~1000	3	500	54.0
Above 1000	3	74.0 dB(mV)/m (Peak) 54.0 dB(mV)/m (Average)	

Note:

(1) The emission limits shown in the above table are based on measurements employing a CISPR QP detector except for the frequency bands 9 - 90 kHz, 110 - 490 kHz and above 1000 MHz, radiated emissions limits in these three bands are based on measurements employing an average detector.

(2) At frequencies below 30 MHz, measurement may be performed at a distance closer than that specified, and the limit at closer measurement distance can be extrapolated by below formula:

$$\text{Limit}_{3\text{m}}(\text{dBuV/m}) = \text{Limit}_{30\text{m}}(\text{dBuV/m}) + 40\text{Log}(30\text{m}/3\text{m})$$

(3) Limit for this EUT

The emissions appearing within 15.205 restricted frequency bands shall not exceed the limits shown in 15.209, and the emissions appearing within RSS-Gen section 8.10 Restricted frequency bands shall not exceed the limits shown in RSS-Gen section 8.9, all the other emissions shall be at least 20 dB below the fundamental emissions or comply with 15.209 limits and RSS-Gen section 8.9 limits.

12.4. Assistant equipment used for test

Assistant equipment	Manufacturer	Model number	Description	other
/	/	/	/	/

12.5. Test procedure

(1) EUT was placed on a non-metallic table, 80 cm above the ground plane inside a semi-anechoic chamber for below 1G and 150 cm above the ground plane inside a fully-anechoic chamber for above 1G.

(2) Test antenna was located 3 m from the EUT on an adjustable mast, and the antenna used as below table.

Test frequency range	Test antenna used	Test antenna distance
9 kHz - 30 MHz	Active Loop antenna	3 m
30 MHz - 1 GHz	Trilog Broadband Antenna	3 m
1 GHz - 18 GHz	Double Ridged Horn Antenna(1 GHz-18 GHz)	3 m
18 GHz - 40 GHz	Horn Antenna(18 GHz-40 GHz)	1 m

According ANSI C63.10:2013 clause 6.4.6 and 6.5.3, for measurements below 30 MHz, Antenna was located 3 m from EUT, the loop antenna was positioned in three antenna orientations (parallel, perpendicular, and round-parallel), for each measurement antenna alignment, the EUT shall be rotated through 0° to 360° on a turntable, and the lowest height of the magnetic antenna shall be 1 m above the ground. For measurement above 30MHz, the trilog Broadband Antenna or Horn Antenna was located 3m from EUT, Measurements were made with the antenna positioned in both the horizontal and vertical planes of Polarization, and the measurement antenna was varied from 1 m to 4 m. in height above the reference ground plane to obtain the maximum signal strength.

(3) Below pre-scan procedure was first performed in order to find prominent frequency spectrum radiated emissions from 9 kHz to 25 GHz:

(a) Scanning the peak frequency spectrum with the antenna specified in step (3), and the EUT was rotated 360 degree, the antenna height was varied from 1 m to 4 m (Except loop antenna, it's fixed 1 m above ground.)

(b) Change work frequency or channel of device if practicable.

(c) Change modulation type of device if practicable.

(d) Change power supply range from 85% to 115% of the rated supply voltage

(e) Rotated EUT through three orthogonal axes to determine the attitude of EUT arrangement produces highest emissions.

Spectrum frequency from 9 kHz to 25 GHz (tenth harmonic of fundamental frequency) was investigated, and no any obvious emission were detected from 18 GHz to 25 GHz, so below final test was performed with frequency range from 9 kHz to 18 GHz.

(4) For final emissions measurements at each frequency of interest, the EUT was rotated and the antenna height was varied between 1 m and 4 m in order to maximize the emission. Measurements in both horizontal and vertical polarities were made and the data was recorded. In order to find the maximum emission, the relative positions of equipment and all of the interface cables were changed according to ANSI C63.10:2013 on Radiated Emission test.

(5) The emissions from 9 kHz to 1 GHz were measured based on CISPR QP detector except for the frequency bands 9 - 90 kHz, 110 - 490 kHz, for emissions from 9 kHz - 90 kHz, 110 kHz - 490 kHz and above 1 GHz were measured based on average detector, for emissions above 1 GHz, peak emissions also be measured and need comply with Peak limit.

(6) The emissions from 9 kHz to 1 GHz, QP or average values were measured with EMI receiver with below RBW.

Frequency band	RBW
9 kHz - 150 kHz	200 Hz
150 kHz - 30 MHz	9 kHz
30 MHz - 1 GHz	120 kHz

(7) For emissions above 1GHz, both Peak and Average level were measured with Spectrum Analyzer, and the RBW is set at 1 MHz, VBW is set at 3 MHz for Peak measure; According ANSI C63.10:2013 clause 4.1.4.2.2 procedure for average measure.

(8) For portable device, X axis, Y axis, Z axis are tested, and worse setup is reported.

(9) According exploratory test, the emission levels are 20 dB below the limit detected from 9 kHz to 30 MHz and 18 GHz to 25 GHz, so the final test was performed with frequency range from 30 MHz to 18 GHz and recorded in below.

(10) For 30 MHz ~ 25 GHz: (Scan with all mode, the worst case is reported)

(11) For emissions below 1 GHz, according exploratory explorer test, when change Tx mode and channel, have no distinct influence on emissions level, so for emissions below 1 GHz, the final test was only performed with EUT working in worst mode.

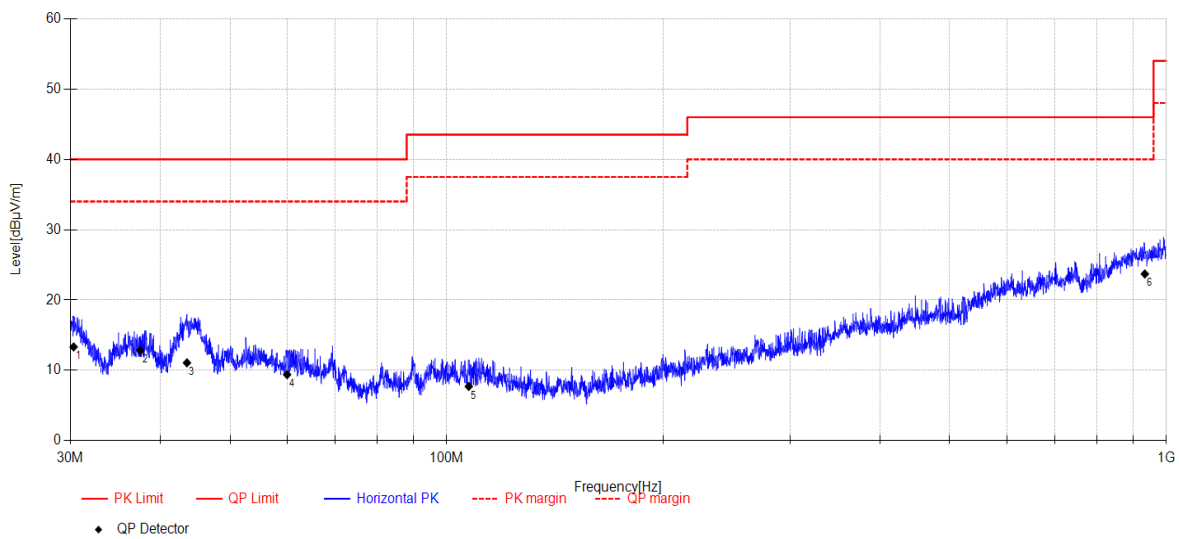
12.6. Test result

PASS. (See below detailed test result)

12.7. Test data

TR-4-E-009 Radiated Emission Test Result

Test Date: 2024-06-26 **Tested By:** Genliu
EUT: BLUETOOTH HEADSET **Model Number:** TUNE BUDS 2
Test Mode: BLE 1M TX **Power Supply:** Battery
Condition: Temp:22.4°C;Humi:60.9% **Test Site:** DDT 3# Chamber
File Path: d:\ts\2024 report data\Q24061107-1E\FCC BELOW1G\20240626-030708_H
Memo: Left side Sample Number: S24061107-055



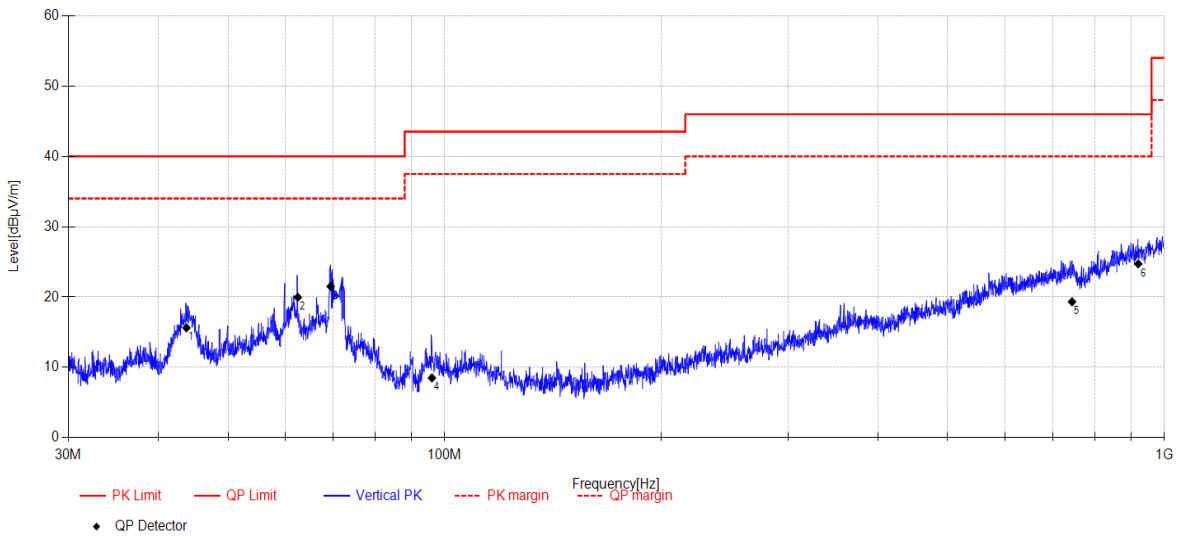
Data List										
NO.	Freq. [MHz]	Reading [dBμV/m]	Antenna Factor [dB]	Cable Loss [dB]	AMP [dB]	Result [dBμV/m]	Limit [dBμV/m]	Margin [dB]	Detector	Polarity
1	30.317	30.25	10.33	3.76	-31.00	13.34	40.00	26.66	QP	Horizontal
2	37.520	28.37	11.54	3.81	-30.89	12.83	40.00	27.17	QP	Horizontal
3	43.564	25.13	12.91	3.84	-30.80	11.08	40.00	28.92	QP	Horizontal
4	60.019	23.29	12.79	3.96	-30.63	9.41	40.00	30.59	QP	Horizontal
5	107.332	23.01	11.33	4.26	-30.88	7.72	43.50	35.78	QP	Horizontal
6	933.593	23.19	21.93	7.29	-28.70	23.71	46.00	22.29	QP	Horizontal

Note:

- Result Level = Reading + Cable loss + Antenna Factor + AMP
- If Peak Result complies with QP limit, QP Result is deemed to comply with QP limit.
- Test setup: RBW: 120 kHz, VBW: 300 kHz, Sweep time: auto.

TR-4-E-009 Radiated Emission Test Result

Test Date: 2024-06-26 **Tested By:** Genliu
EUT: BLUETOOTH HEADSET **Model Number:** TUNE BUDS 2
Test Mode: BLE 1M TX **Power Supply:** Battery
Condition: Temp:22.4°C;Humi:60.9% **Test Site:** DDT 3# Chamber
File Path: d:\ts\2024 report data\Q24061107-1E\FCC BELOW1G\20240626-030750_V
Memo: Left side Sample Number: S24061107-055



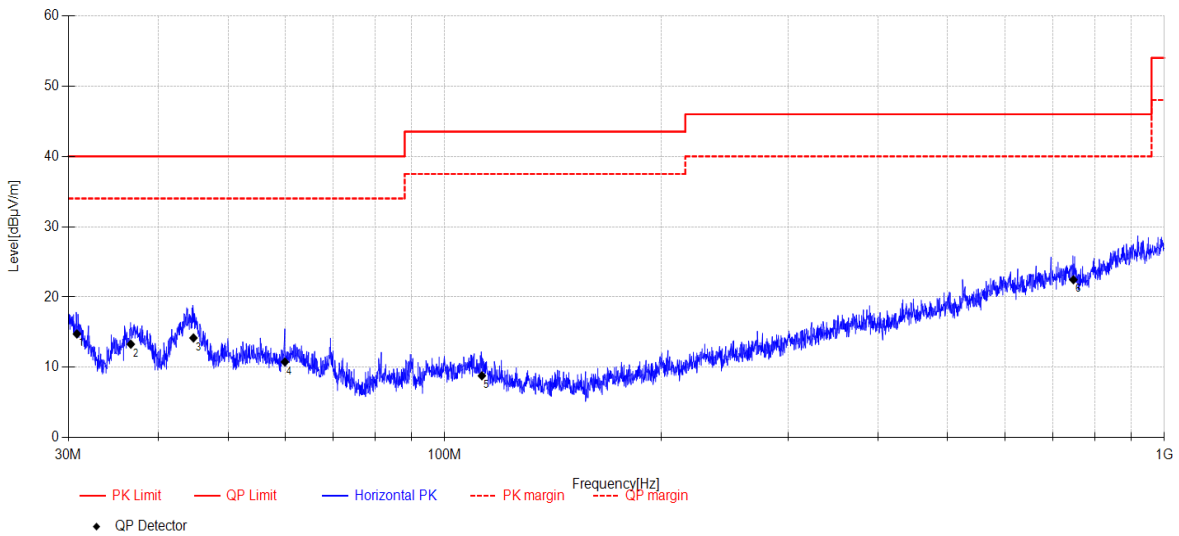
Data List										
NO.	Freq. [MHz]	Reading [dBµV/m]	Antenna Factor [dB]	Cable Loss [dB]	AMP [dB]	Result [dBµV/m]	Limit [dBµV/m]	Margin [dB]	Detector	Polarity
1	43.778	29.62	12.96	3.84	-30.79	15.63	40.00	24.37	QP	Vertical
2	62.510	34.01	12.60	3.98	-30.62	19.97	40.00	20.03	QP	Vertical
3	69.443	37.88	10.19	4.02	-30.57	21.52	40.00	18.48	QP	Vertical
4	96.009	24.34	10.80	4.19	-30.82	8.51	43.50	34.99	QP	Vertical
5	744.388	22.44	19.98	6.81	-29.90	19.33	46.00	26.67	QP	Vertical
6	919.947	24.39	21.89	7.25	-28.82	24.71	46.00	21.29	QP	Vertical

Note:

1. Result Level = Reading + Cable loss + Antenna Factor + AMP
2. If Peak Result complies with QP limit, QP Result is deemed to comply with QP limit.
3. Test setup: RBW: 120 kHz, VBW: 300 kHz, Sweep time: auto.

TR-4-E-009 Radiated Emission Test Result

Test Date: 2024-06-26 **Tested By:** Genliu
EUT: BLUETOOTH HEADSET **Model Number:** TUNE BUDS 2
Test Mode: BLE 2M TX **Power Supply:** Battery
Condition: Temp:22.4°C;Humi:60.9% **Test Site:** DDT 3# Chamber
File Path: d:\ts\2024 report data\Q24061107-1E\FCC BELOW1G\20240626-030222_H
Memo: Left side Sample Number: S24061107-055



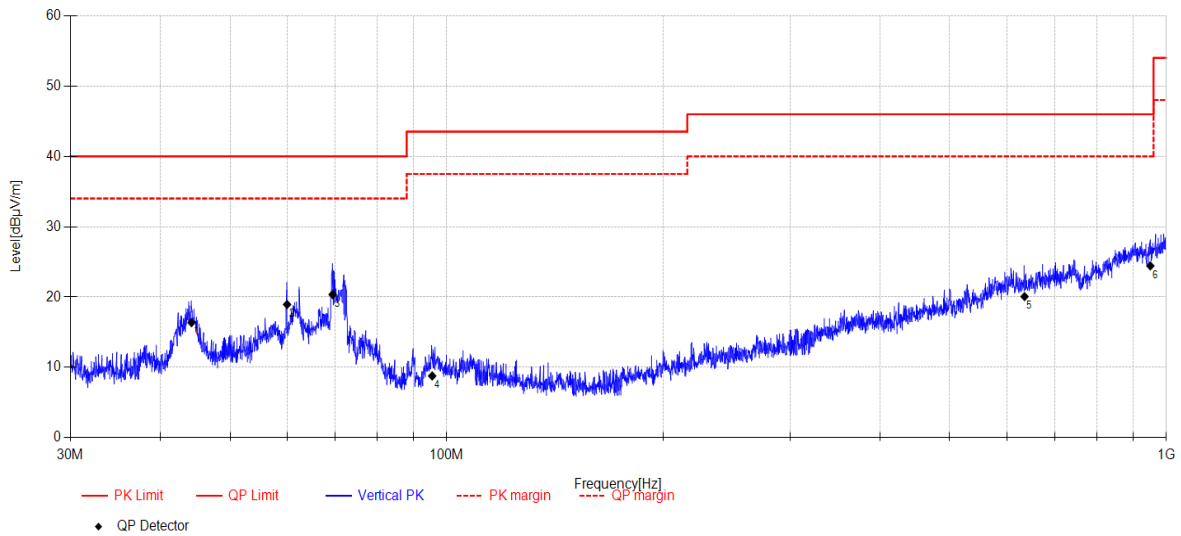
Data List										
NO.	Freq. [MHz]	Reading [dBµV/m]	Antenna Factor [dB]	Cable Loss [dB]	AMP [dB]	Result [dBµV/m]	Limit [dBµV/m]	Margin [dB]	Detector	Polarity
1	30.832	31.61	10.38	3.76	-30.99	14.76	40.00	25.24	QP	Horizontal
2	36.636	28.63	11.77	3.80	-30.90	13.30	40.00	26.70	QP	Horizontal
3	44.771	27.97	13.15	3.85	-30.78	14.19	40.00	25.81	QP	Horizontal
4	59.977	24.66	12.79	3.96	-30.63	10.78	40.00	29.22	QP	Horizontal
5	112.652	23.94	11.44	4.29	-30.86	8.81	43.50	34.69	QP	Horizontal
6	747.526	25.5	20.05	6.81	-29.90	22.46	46.00	23.54	QP	Horizontal

Note:

1. Result Level = Reading + Cable loss + Antenna Factor + AMP
2. If Peak Result complies with QP limit, QP Result is deemed to comply with QP limit.
3. Test setup: RBW: 120 kHz, VBW: 300 kHz, Sweep time: auto.

TR-4-E-009 Radiated Emission Test Result

Test Date: 2024-06-26 **Tested By:** Genliu
EUT: BLUETOOTH HEADSET **Model Number:** TUNE BUDS 2
Test Mode: BLE 2M TX **Power Supply:** Battery
Condition: Temp:22.4°C;Humi:60.9% **Test Site:** DDT 3# Chamber
File Path: d:\ts\2024 report data\Q24061107-1E\FCC BELOW1G\20240626-030303_V
Memo: Left side Sample Number: S24061107-055



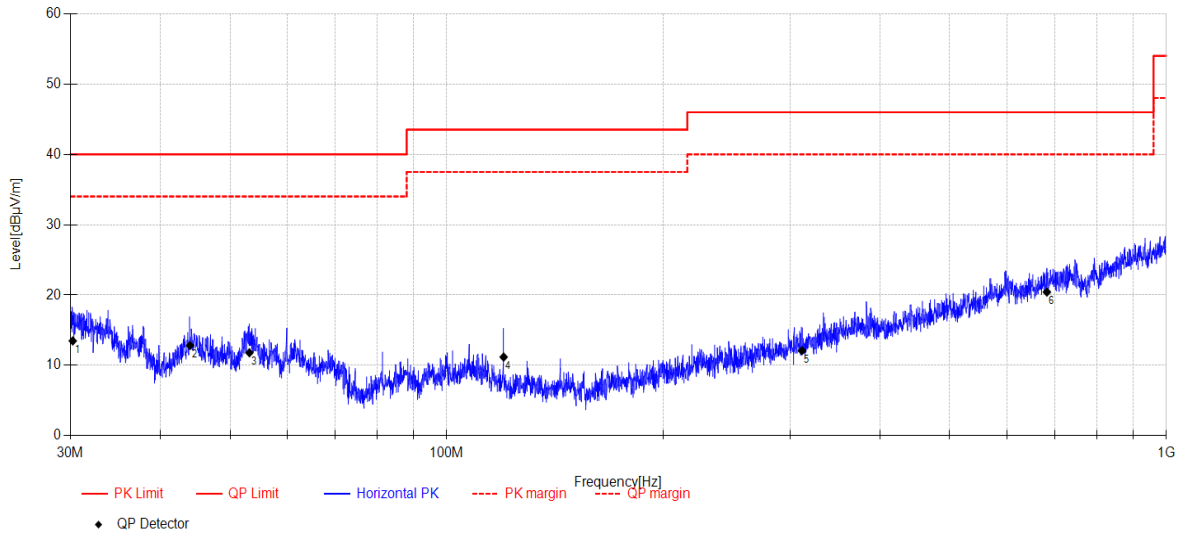
Data List										
NO.	Freq. [MHz]	Reading [dBµV/m]	Antenna Factor [dB]	Cable Loss [dB]	AMP [dB]	Result [dBµV/m]	Limit [dBµV/m]	Margin [dB]	Detector	Polarity
1	44.210	30.27	13.04	3.85	-30.79	16.37	40.00	23.63	QP	Vertical
2	60.019	32.83	12.79	3.96	-30.63	18.95	40.00	21.05	QP	Vertical
3	69.443	36.72	10.19	4.02	-30.57	20.36	40.00	19.64	QP	Vertical
4	95.472	24.77	10.64	4.19	-30.81	8.79	43.50	34.71	QP	Vertical
5	635.300	24.90	18.59	6.48	-29.90	20.07	46.00	25.93	QP	Vertical
6	950.102	22.98	22.68	7.33	-28.55	24.44	46.00	21.56	QP	Vertical

Note:

1. Result Level = Reading + Cable loss + Antenna Factor + AMP
2. If Peak Result complies with QP limit, QP Result is deemed to comply with QP limit.
3. Test setup: RBW: 120 kHz, VBW: 300 kHz, Sweep time: auto.

TR-4-E-009 Radiated Emission Test Result

Test Date: 2024-06-18 **Tested By:** Genliu
EUT: BLUETOOTH HEADSET **Model Number:** TUNE BUDS 2
Test Mode: BLE 1M TX **Power Supply:** Battery
Condition: Temp:21.7°C;Humi:60.7% **Test Site:** DDT 3# Chamber
File Path: d:\ts\2024 report data\Q24061107-1E\FCC BELOW 1G\20240618-234001_H
Memo: Right side Sample Number: S24061107-055



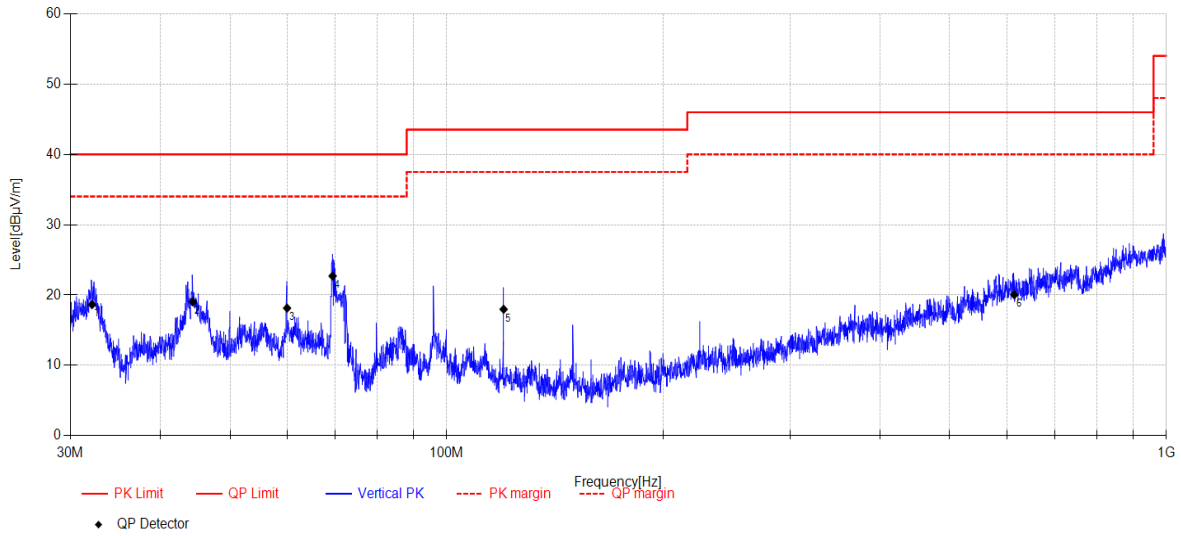
Data List										
NO.	Freq. [MHz]	Reading [dBµV/m]	Antenna Factor [dB]	Cable Loss [dB]	AMP [dB]	Result [dBµV/m]	Limit [dBµV/m]	Margin [dB]	Detector	Polarity
1	30.232	30.4	10.32	3.76	-31.00	13.48	40.00	26.52	QP	Horizontal
2	43.993	26.78	13.00	3.84	-30.79	12.83	40.00	27.17	QP	Horizontal
3	53.200	25.24	13.34	3.91	-30.68	11.81	40.00	28.19	QP	Horizontal
4	119.991	27.7	10.00	4.33	-30.84	11.19	43.50	32.31	QP	Horizontal
5	311.596	23.74	13.36	5.27	-30.28	12.09	46.00	33.91	QP	Horizontal
6	682.401	24.45	19.25	6.63	-29.90	20.43	46.00	25.57	QP	Horizontal

Note:

1. Result Level = Reading + Cable loss + Antenna Factor + AMP
2. If Peak Result complies with QP limit, QP Result is deemed to comply with QP limit.
3. Test setup: RBW: 120 kHz, VBW: 300 kHz, Sweep time: auto.

TR-4-E-009 Radiated Emission Test Result

Test Date: 2024-06-18 **Tested By:** Genliu
EUT: BLUETOOTH HEADSET **Model Number:** TUNE BUDS 2
Test Mode: BLE 1M TX **Power Supply:** Battery
Condition: Temp:21.7°C;Humi:60.7% **Test Site:** DDT 3# Chamber
File Path: d:\ts\2024 report data\Q24061107-1E\FCC BELOW 1G\20240618-234017_V
Memo: Right side Sample Number: S24061107-055



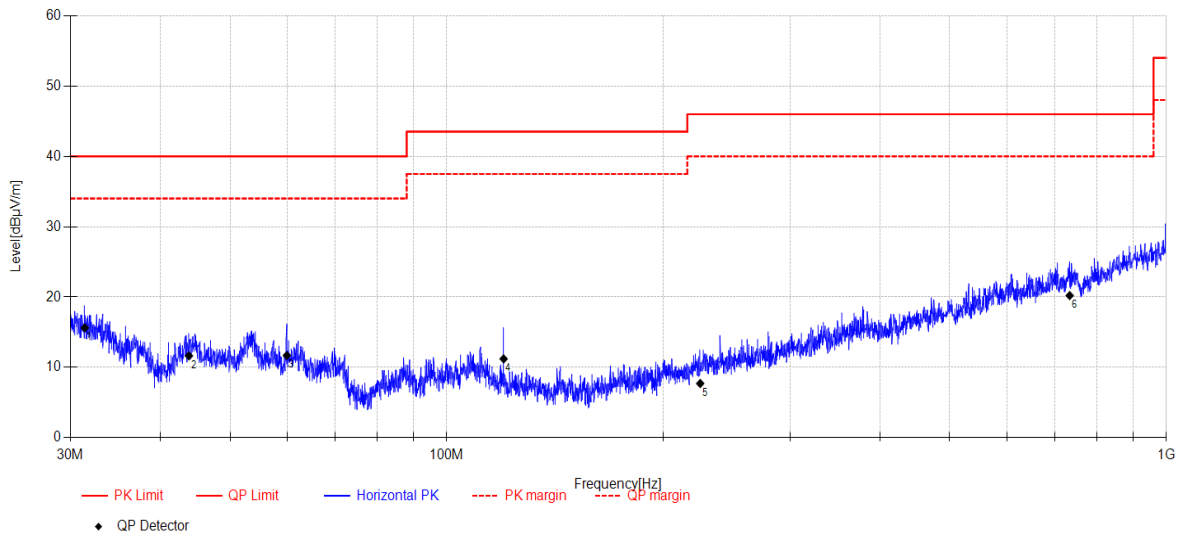
Data List										
NO.	Freq. [MHz]	Reading [dBµV/m]	Antenna Factor [dB]	Cable Loss [dB]	AMP [dB]	Result [dBµV/m]	Limit [dBµV/m]	Margin [dB]	Detector	Polarity
1	32.156	35.62	10.23	3.77	-30.97	18.65	40.00	21.35	QP	Vertical
2	44.396	32.89	13.08	3.85	-30.78	19.04	40.00	20.96	QP	Vertical
3	60.019	32.02	12.79	3.96	-30.63	18.14	40.00	21.86	QP	Vertical
4	69.443	39.07	10.19	4.02	-30.57	22.71	40.00	17.29	QP	Vertical
5	119.991	34.49	10.00	4.33	-30.84	17.98	43.50	25.52	QP	Vertical
6	614.705	24.87	18.65	6.42	-29.90	20.04	46.00	25.96	QP	Vertical

Note:

1. Result Level = Reading + Cable loss + Antenna Factor + AMP
2. If Peak Result complies with QP limit, QP Result is deemed to comply with QP limit.
3. Test setup: RBW: 120 kHz, VBW: 300 kHz, Sweep time: auto.

TR-4-E-009 Radiated Emission Test Result

Test Date: 2024-06-18 **Tested By:** Genliu
EUT: BLUETOOTH HEADSET **Model Number:** TUNE BUDS 2
Test Mode: BLE 2M TX **Power Supply:** Battery
Condition: Temp:21.7°C;Humi:60.7% **Test Site:** DDT 3# Chamber
File Path: d:\ts\2024 report data\Q24061107-1E\FCC BELOW 1G\20240618-234042_H
Memo: Right side Sample Number: S24061107-055



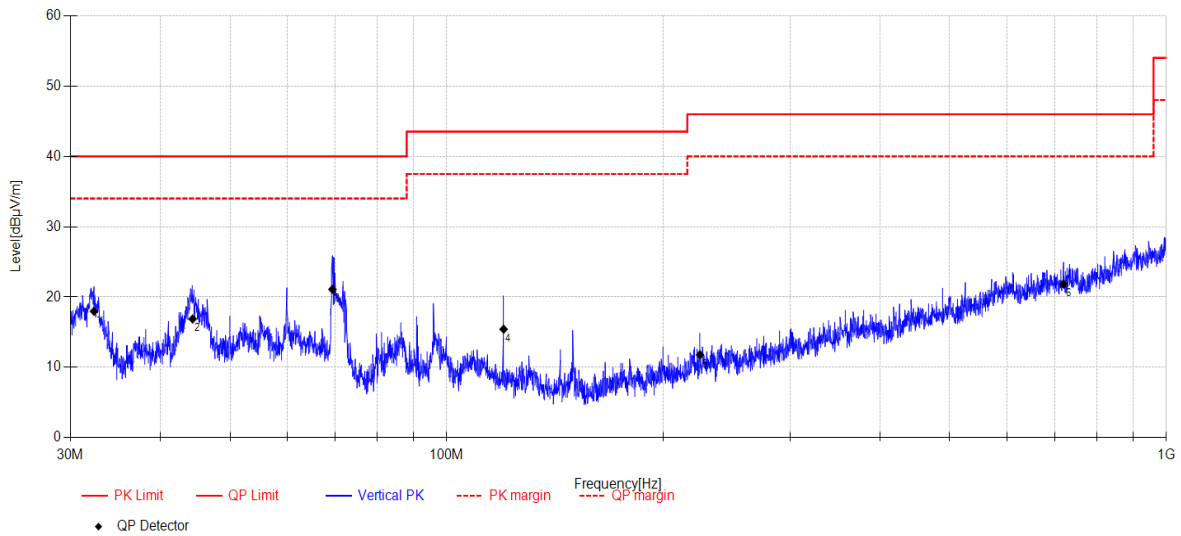
Data List										
NO.	Freq. [MHz]	Reading [dBµV/m]	Antenna Factor [dB]	Cable Loss [dB]	AMP [dB]	Result [dBµV/m]	Limit [dBµV/m]	Margin [dB]	Detector	Polarity
1	31.421	32.56	10.27	3.77	-30.98	15.62	40.00	24.38	QP	Horizontal
2	43.839	25.63	12.97	3.84	-30.79	11.65	40.00	28.35	QP	Horizontal
3	59.977	25.58	12.79	3.96	-30.63	11.70	40.00	28.30	QP	Horizontal
4	119.991	27.73	10.00	4.33	-30.84	11.22	43.50	32.28	QP	Horizontal
5	225.059	22.05	11.31	4.88	-30.52	7.72	46.00	38.28	QP	Horizontal
6	734.022	23.36	19.98	6.78	-29.90	20.22	46.00	25.78	QP	Horizontal

Note:

1. Result Level = Reading + Cable loss + Antenna Factor + AMP
2. If Peak Result complies with QP limit, QP Result is deemed to comply with QP limit.
3. Test setup: RBW: 120 kHz, VBW: 300 kHz, Sweep time: auto.

TR-4-E-009 Radiated Emission Test Result

Test Date: 2024-06-18 **Tested By:** Genliu
EUT: BLUETOOTH HEADSET **Model Number:** TUNE BUDS 2
Test Mode: BLE 2M TX **Power Supply:** Battery
Condition: Temp:21.7°C;Humi:60.7% **Test Site:** DDT 3# Chamber
File Path: d:\ts\2024 report data\Q24061107-1E\FCC BELOW 1G\20240618-234100_V
Memo: Right side Sample Number: S24061107-055



Data List										
NO.	Freq. [MHz]	Reading [dBµV/m]	Antenna Factor [dB]	Cable Loss [dB]	AMP [dB]	Result [dBµV/m]	Limit [dBµV/m]	Margin [dB]	Detector	Polarity
1	32.360	34.78	10.39	3.77	-30.96	17.98	40.00	22.02	QP	Vertical
2	44.365	30.75	13.07	3.85	-30.78	16.89	40.00	23.11	QP	Vertical
3	69.394	37.43	10.22	4.02	-30.57	21.10	40.00	18.90	QP	Vertical
4	119.991	31.94	10.00	4.33	-30.84	15.43	43.50	28.07	QP	Vertical
5	224.902	26.16	11.29	4.87	-30.53	11.79	46.00	34.21	QP	Vertical
6	719.751	25.8	19.20	6.74	-29.90	21.84	46.00	24.16	QP	Vertical

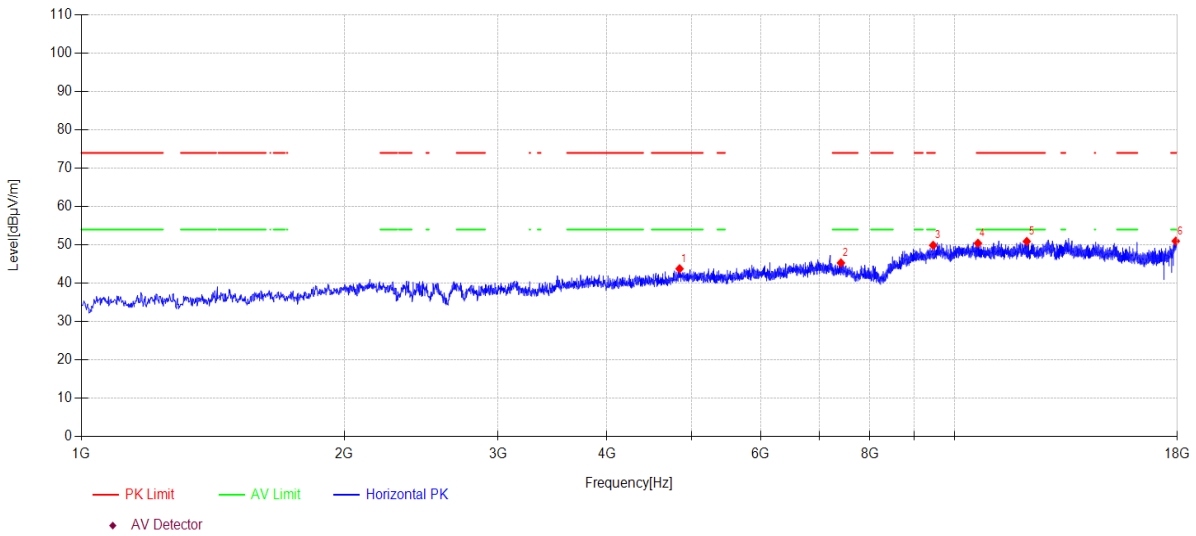
Note:

1. Result Level = Reading + Cable loss + Antenna Factor + AMP
2. If Peak Result complies with QP limit, QP Result is deemed to comply with QP limit.
3. Test setup: RBW: 120 kHz, VBW: 300 kHz, Sweep time: auto.

TR-4-E-009 Radiated Emission Test Result

Test Date: 2024-06-18 **Tested By:** Genliu
EUT: BLUETOOTH HEADSET **Model Number:** TUNE BUDS 2
Test Mode: BLE 1M TX 2402MHz **Power Supply:** Battery
Condition: Temp:21.7°C;Humi:60.7% **Test Site:** DDT 3# Chamber
File Path: d:\ts\2024 report data\Q24061107-1E\FCC ABOVE 1G\7
Memo: Left side Sample Number: S24061107-055

Test Graph



Data List										
N O.	Freq. [MHz]	Reading [dBµV/m]	Antenna Factor [dB]	Cable loss [dB]	AMP [dB]	Level [dBµV/m]	Limit [dBµV/m]	Margin [dB]	Detector	Polarity
1	4843.700	44.73	33.64	5.56	-40.14	43.79	74.00	30.21	PK	Horizontal
2	7412.400	43.70	36.68	6.66	-41.73	45.31	74.00	28.69	PK	Horizontal
3	9454.100	42.51	38.70	7.45	-38.76	49.90	74.00	24.10	PK	Horizontal
4	10639.000	42.17	39.28	7.95	-38.96	50.44	74.00	23.56	PK	Horizontal
5	12101.000	42.40	39.30	8.81	-39.60	50.91	74.00	23.09	PK	Horizontal
6	17923.500	38.23	42.02	12.97	-42.23	50.99	74.00	23.01	PK	Horizontal

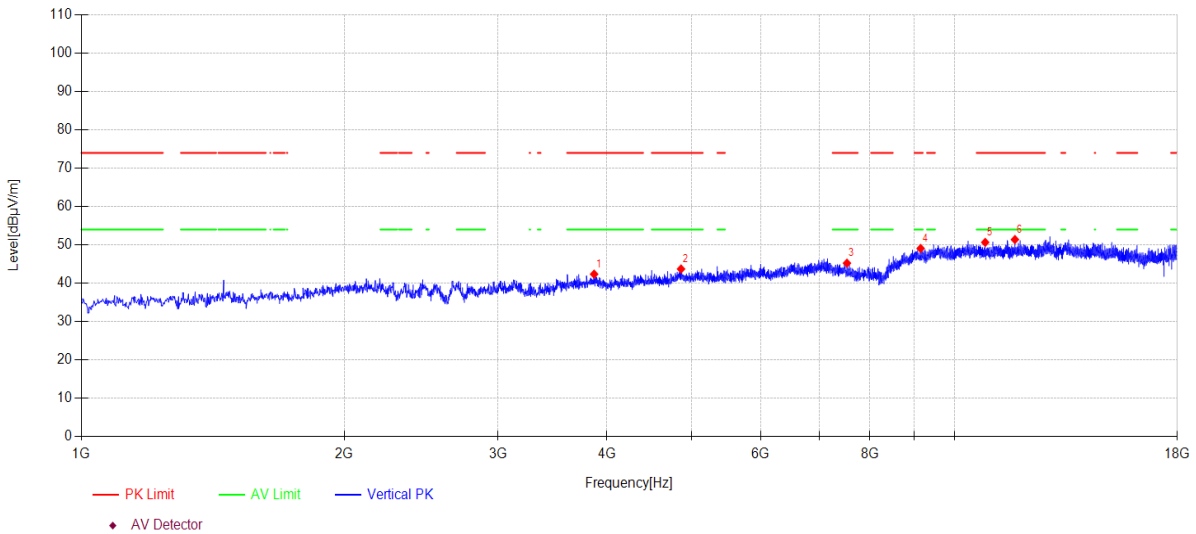
Note:

- Level = Reading + Cable loss + Antenna Factor + AMP
- If Peak Result complies with AV limit, AV Result is deemed to comply with AV limit.
- Test setup: RBW: 1 MHz, VBW: 3 MHz, Sweep time: auto.

TR-4-E-009 Radiated Emission Test Result

Test Date: 2024-06-18 **Tested By:** Genliu
EUT: BLUETOOTH HEADSET **Model Number:** TUNE BUDS 2
Test Mode: BLE 1M TX 2402MHz **Power Supply:** Battery
Condition: Temp:21.7°C;Humi:60.7% **Test Site:** DDT 3# Chamber
File Path: d:\ts\2024 report data\Q24061107-1E\FCC ABOVE 1G\8
Memo: Left side Sample Number: S24061107-055

Test Graph



Data List										
N O.	Freq. [MHz]	Reading [dBµV/m]	Antenna Factor [dB]	Cable loss [dB]	AMP [dB]	Level [dBµV/m]	Limit [dBµV/m]	Margin [dB]	Detector	Polarity
1	3866.200	46.68	31.00	5.07	-40.37	42.38	74.00	31.62	PK	Vertical
2	4862.400	44.69	33.60	5.57	-40.13	43.73	74.00	30.27	PK	Vertical
3	7531.400	44.12	36.44	6.72	-42.03	45.25	74.00	28.75	PK	Vertical
4	9146.400	42.01	38.50	7.35	-38.78	49.08	74.00	24.92	PK	Vertical
5	10844.700	42.28	39.36	8.05	-39.03	50.66	74.00	23.34	PK	Vertical
6	11728.700	43.27	38.97	8.59	-39.43	51.40	74.00	22.60	PK	Vertical

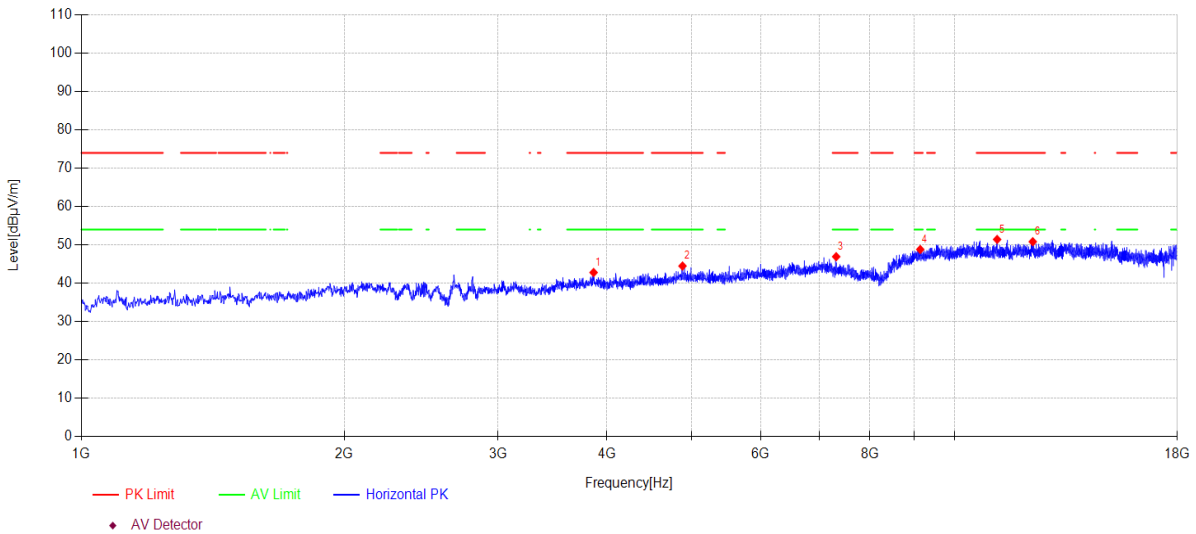
Note:

1. Level = Reading + Cable loss + Antenna Factor + AMP
2. If Peak Result complies with AV limit, AV Result is deemed to comply with AV limit.
3. Test setup: RBW: 1 MHz, VBW: 3 MHz, Sweep time: auto.

TR-4-E-009 Radiated Emission Test Result

Test Date: 2024-06-18 **Tested By:** Genliu
EUT: BLUETOOTH HEADSET **Model Number:** TUNE BUDS 2
Test Mode: BLE 1M TX 2440MHz **Power Supply:** Battery
Condition: Temp:21.7°C;Humi:60.7% **Test Site:** DDT 3# Chamber
File Path: d:\ts\2024 report data\Q24061107-1E\FCC ABOVE 1G\9
Memo: Left side Sample Number: S24061107-055

Test Graph



Data List										
N O.	Freq. [MHz]	Reading [dBµV/m]	Antenna Factor [dB]	Cable loss [dB]	AMP [dB]	Level [dBµV/m]	Limit [dBµV/m]	Margin [dB]	Detector	Polarity
1	3861.100	47.14	30.97	5.07	-40.37	42.81	74.00	31.19	PK	Horizontal
2	4881.100	45.74	33.30	5.58	-40.12	44.50	74.00	29.50	PK	Horizontal
3	7320.600	44.97	36.86	6.61	-41.50	46.94	74.00	27.06	PK	Horizontal
4	9137.900	41.74	38.50	7.35	-38.78	48.81	74.00	25.19	PK	Horizontal
5	11191.500	43.15	39.21	8.25	-39.18	51.43	74.00	22.57	PK	Horizontal
6	12293.100	42.30	39.30	8.91	-39.67	50.84	74.00	23.16	PK	Horizontal

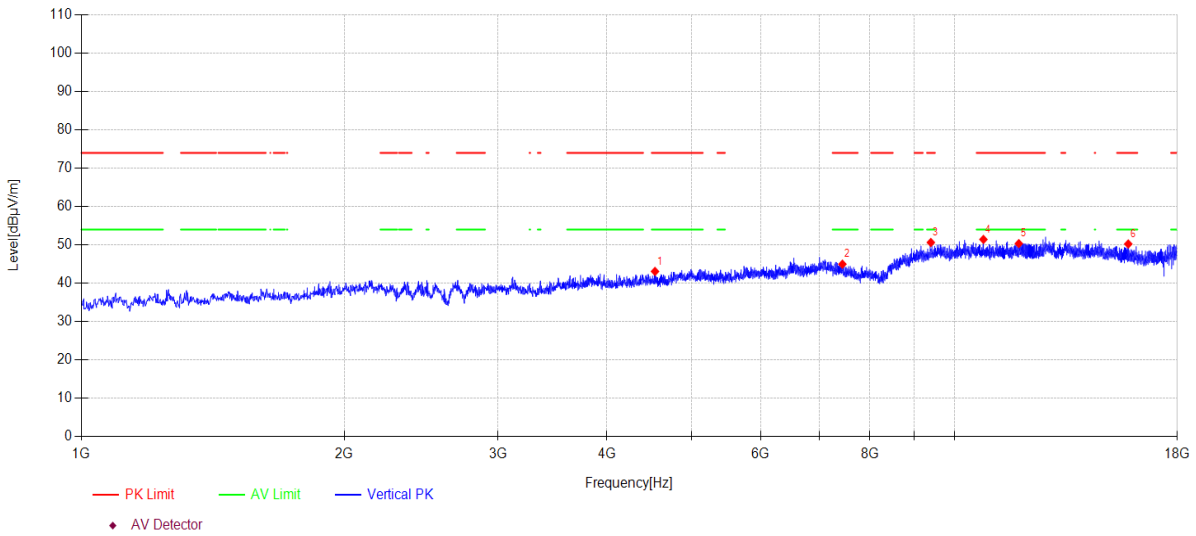
Note:

- Level = Reading + Cable loss + Antenna Factor + AMP
- If Peak Result complies with AV limit, AV Result is deemed to comply with AV limit.
- Test setup: RBW: 1 MHz, VBW: 3 MHz, Sweep time: auto.

TR-4-E-009 Radiated Emission Test Result

Test Date: 2024-06-18 **Tested By:** Genliu
EUT: BLUETOOTH HEADSET **Model Number:** TUNE BUDS 2
Test Mode: BLE 1M TX 2440MHz **Power Supply:** Battery
Condition: Temp:21.7°C;Humi:60.7% **Test Site:** DDT 3# Chamber
File Path: d:\ts\2024 report data\Q24061107-1E\FCC ABOVE 1G\10
Memo: Left side Sample Number: S24061107-055

Test Graph



Data List										
N O.	Freq. [MHz]	Reading [dBµV/m]	Antenna Factor [dB]	Cable loss [dB]	AMP [dB]	Level [dBµV/m]	Limit [dBµV/m]	Margin [dB]	Detector	Polarity
1	4539.400	46.09	31.88	5.37	-40.25	43.09	74.00	30.91	PK	Vertical
2	7441.300	43.49	36.62	6.67	-41.80	44.98	74.00	29.02	PK	Vertical
3	9396.300	43.27	38.70	7.43	-38.76	50.64	74.00	23.36	PK	Vertical
4	10793.700	43.01	39.40	8.03	-39.01	51.43	74.00	22.57	PK	Vertical
5	11849.400	42.26	38.90	8.67	-39.49	50.34	74.00	23.66	PK	Vertical
6	15813.800	41.19	38.27	10.03	-39.25	50.24	74.00	23.76	PK	Vertical

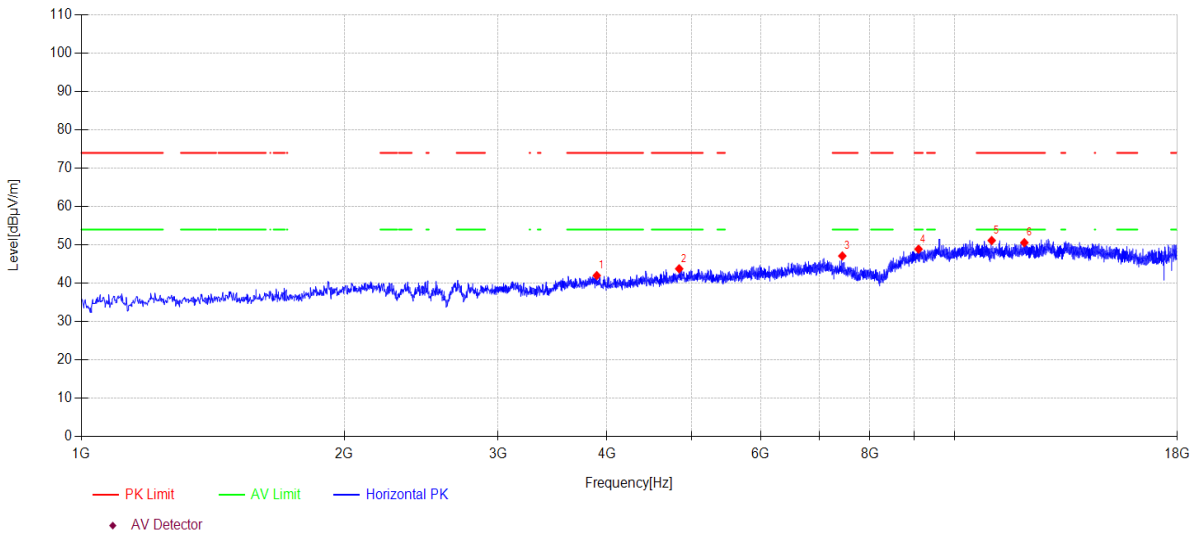
Note:

- Level = Reading + Cable loss + Antenna Factor + AMP
- If Peak Result complies with AV limit, AV Result is deemed to comply with AV limit.
- Test setup: RBW: 1 MHz, VBW: 3 MHz, Sweep time: auto.

TR-4-E-009 Radiated Emission Test Result

Test Date: 2024-06-18 **Tested By:** Genliu
EUT: BLUETOOTH HEADSET **Model Number:** TUNE BUDS 2
Test Mode: BLE 1M TX 2480MHz **Power Supply:** Battery
Condition: Temp:21.7°C;Humi:60.7% **Test Site:** DDT 3# Chamber
File Path: d:\ts\2024 report data\Q24061107-1E\FCC ABOVE 1G\11
Memo: Left side Sample Number: S24061107-055

Test Graph



Data List										
N O.	Freq. [MHz]	Reading [dBµV/m]	Antenna Factor [dB]	Cable loss [dB]	AMP [dB]	Level [dBµV/m]	Limit [dBµV/m]	Margin [dB]	Detector	Polarity
1	3893.400	46.16	31.16	5.07	-40.38	42.01	74.00	31.99	PK	Horizontal
2	4838.600	44.87	33.50	5.55	-40.14	43.78	74.00	30.22	PK	Horizontal
3	7439.600	45.63	36.62	6.67	-41.80	47.12	74.00	26.88	PK	Horizontal
4	9097.100	41.86	38.49	7.33	-38.78	48.90	74.00	25.10	PK	Horizontal
5	11031.700	42.79	39.30	8.15	-39.10	51.14	74.00	22.86	PK	Horizontal
6	12024.500	42.17	39.22	8.77	-39.57	50.59	74.00	23.41	PK	Horizontal

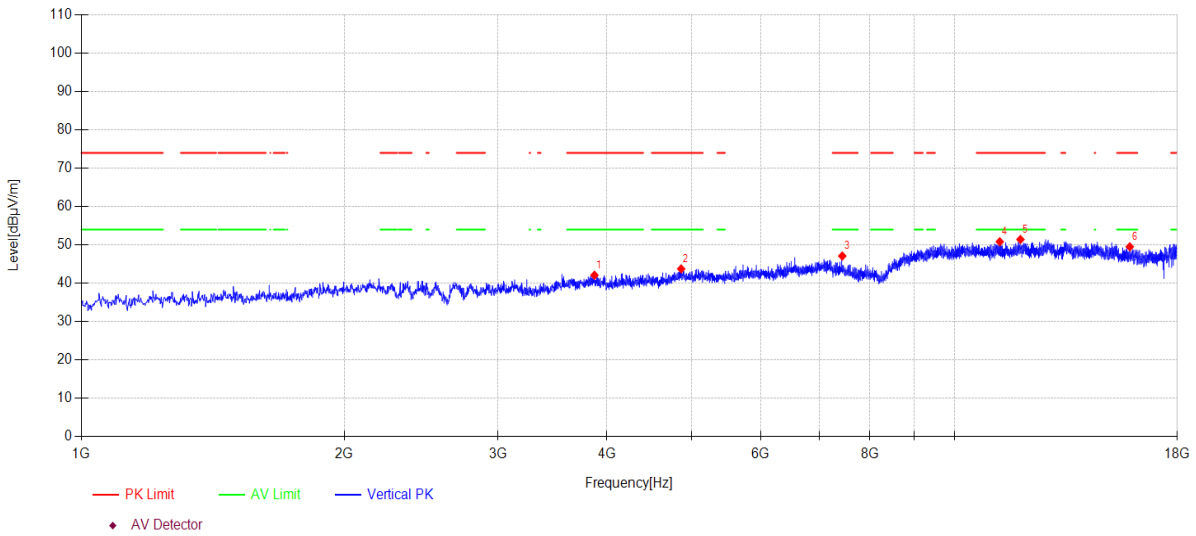
Note:

1. Level = Reading + Cable loss + Antenna Factor + AMP
2. If Peak Result complies with AV limit, AV Result is deemed to comply with AV limit.
3. Test setup: RBW: 1 MHz, VBW: 3 MHz, Sweep time: auto.

TR-4-E-009 Radiated Emission Test Result

Test Date: 2024-06-18 **Tested By:** Genliu
EUT: BLUETOOTH HEADSET **Model Number:** TUNE BUDS 2
Test Mode: BLE 1M TX 2480MHz **Power Supply:** Battery
Condition: Temp:21.7°C;Humi:60.7% **Test Site:** DDT 3# Chamber
File Path: d:\ts\2024 report data\Q24061107-1E\FCC ABOVE 1G\12
Memo: Left side Sample Number: S24061107-055

Test Graph



Data List										
N O.	Freq. [MHz]	Reading [dBµV/m]	Antenna Factor [dB]	Cable loss [dB]	AMP [dB]	Level [dBµV/m]	Limit [dBµV/m]	Margin [dB]	Detector	Polarity
1	3869.600	46.38	31.02	5.07	-40.37	42.10	74.00	31.90	PK	Vertical
2	4864.100	44.75	33.57	5.57	-40.13	43.76	74.00	30.24	PK	Vertical
3	7439.600	45.62	36.62	6.67	-41.80	47.11	74.00	26.89	PK	Vertical
4	11269.700	42.55	39.20	8.30	-39.22	50.83	74.00	23.17	PK	Vertical
5	11900.400	43.34	38.90	8.70	-39.51	51.43	74.00	22.57	PK	Vertical
6	15878.400	40.60	38.14	10.07	-39.29	49.52	74.00	24.48	PK	Vertical

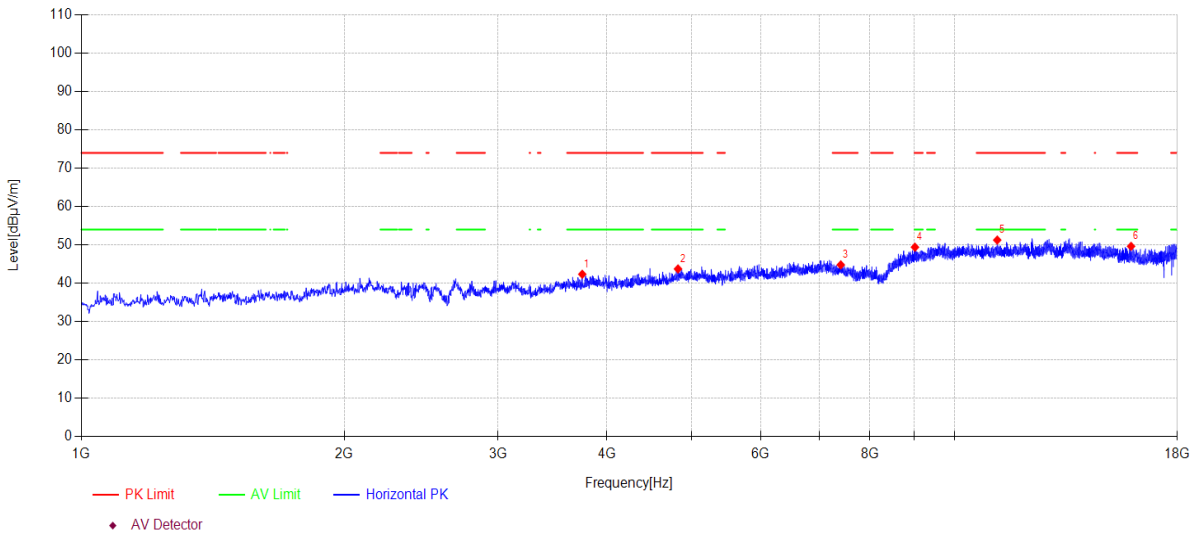
Note:

1. Level = Reading + Cable loss + Antenna Factor + AMP
2. If Peak Result complies with AV limit, AV Result is deemed to comply with AV limit.
3. Test setup: RBW: 1 MHz, VBW: 3 MHz, Sweep time: auto.

TR-4-E-009 Radiated Emission Test Result

Test Date: 2024-06-18 **Tested By:** Genliu
EUT: BLUETOOTH HEADSET **Model Number:** TUNE BUDS 2
Test Mode: BLE 2M TX 2404MHz **Power Supply:** Battery
Condition: Temp:21.7°C;Humi:60.7% **Test Site:** DDT 3# Chamber
File Path: d:\ts\2024 report data\Q24061107-1E\FCC ABOVE 1G\13
Memo: Left side Sample Number: S24061107-055

Test Graph



Data List										
N O.	Freq. [MHz]	Reading [dBµV/m]	Antenna Factor [dB]	Cable loss [dB]	AMP [dB]	Level [dBµV/m]	Limit [dBµV/m]	Margin [dB]	Detector	Polarity
1	3747.200	47.08	30.49	5.09	-40.30	42.36	74.00	31.64	PK	Horizontal
2	4823.300	45.24	33.11	5.54	-40.15	43.74	74.00	30.26	PK	Horizontal
3	7409.000	43.18	36.68	6.66	-41.72	44.80	74.00	29.20	PK	Horizontal
4	9010.400	42.58	38.32	7.30	-38.79	49.41	74.00	24.59	PK	Horizontal
5	11194.900	42.99	39.21	8.25	-39.18	51.27	74.00	22.73	PK	Horizontal
6	15932.800	40.79	38.07	10.10	-39.32	49.64	74.00	24.36	PK	Horizontal

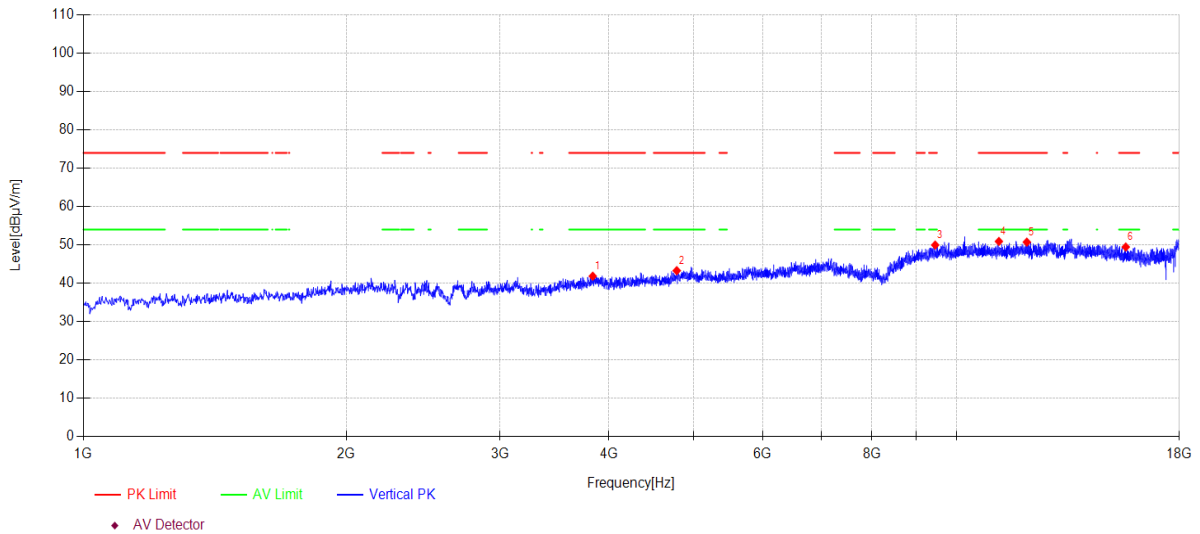
Note:

1. Level = Reading + Cable loss + Antenna Factor + AMP
2. If Peak Result complies with AV limit, AV Result is deemed to comply with AV limit.
3. Test setup: RBW: 1 MHz, VBW: 3 MHz, Sweep time: auto.

TR-4-E-009 Radiated Emission Test Result

Test Date: 2024-06-18 **Tested By:** Genliu
EUT: BLUETOOTH HEADSET **Model Number:** TUNE BUDS 2
Test Mode: BLE 2M TX 2404MHz **Power Supply:** Battery
Condition: Temp:21.7°C;Humi:60.7% **Test Site:** DDT 3# Chamber
File Path: d:\ts\2024 report data\Q24061107-1E\FCC ABOVE 1G\14
Memo: Left side Sample Number: S24061107-055

Test Graph



Data List										
N O.	Freq. [MHz]	Reading [dBµV/m]	Antenna Factor [dB]	Cable loss [dB]	AMP [dB]	Level [dBµV/m]	Limit [dBµV/m]	Margin [dB]	Detector	Polarity
1	3832.200	46.29	30.83	5.08	-40.35	41.85	74.00	32.15	PK	Vertical
2	4782.500	45.50	32.43	5.52	-40.16	43.29	74.00	30.71	PK	Vertical
3	9454.100	42.58	38.70	7.45	-38.76	49.97	74.00	24.03	PK	Vertical
4	11184.700	42.62	39.22	8.25	-39.18	50.91	74.00	23.09	PK	Vertical
5	12039.800	42.29	39.24	8.78	-39.58	50.73	74.00	23.27	PK	Vertical
6	15628.500	40.13	38.57	9.90	-39.14	49.46	74.00	24.54	PK	Vertical

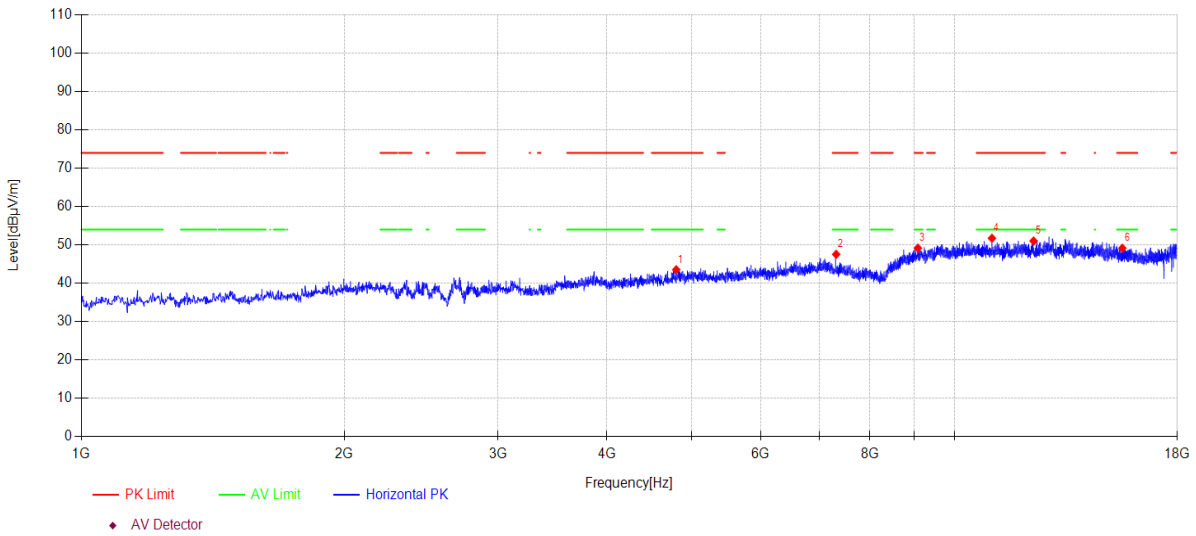
Note:

- Level = Reading + Cable loss + Antenna Factor + AMP
- If Peak Result complies with AV limit, AV Result is deemed to comply with AV limit.
- Test setup: RBW: 1 MHz, VBW: 3 MHz, Sweep time: auto.

TR-4-E-009 Radiated Emission Test Result

Test Date: 2024-06-18 **Tested By:** Genliu
EUT: BLUETOOTH HEADSET **Model Number:** TUNE BUDS 2
Test Mode: BLE 2M TX 2440MHz **Power Supply:** Battery
Condition: Temp:21.7°C;Humi:60.7% **Test Site:** DDT 3# Chamber
File Path: d:\ts\2024 report data\Q24061107-1E\FCC ABOVE 1G\15
Memo: Left side Sample Number: S24061107-055

Test Graph



Data List										
N O.	Freq. [MHz]	Reading [dBµV/m]	Antenna Factor [dB]	Cable loss [dB]	AMP [dB]	Level [dBµV/m]	Limit [dBµV/m]	Margin [dB]	Detector	Polarity
1	4801.200	45.63	32.53	5.53	-40.15	43.54	74.00	30.46	PK	Horizontal
2	7320.600	45.58	36.86	6.61	-41.50	47.55	74.00	26.45	PK	Horizontal
3	9080.100	42.15	38.46	7.33	-38.78	49.16	74.00	24.84	PK	Horizontal
4	11040.200	43.39	39.30	8.16	-39.11	51.74	74.00	22.26	PK	Horizontal
5	12320.300	42.47	39.30	8.92	-39.68	51.01	74.00	22.99	PK	Horizontal
6	15570.700	39.73	38.66	9.86	-39.10	49.15	74.00	24.85	PK	Horizontal

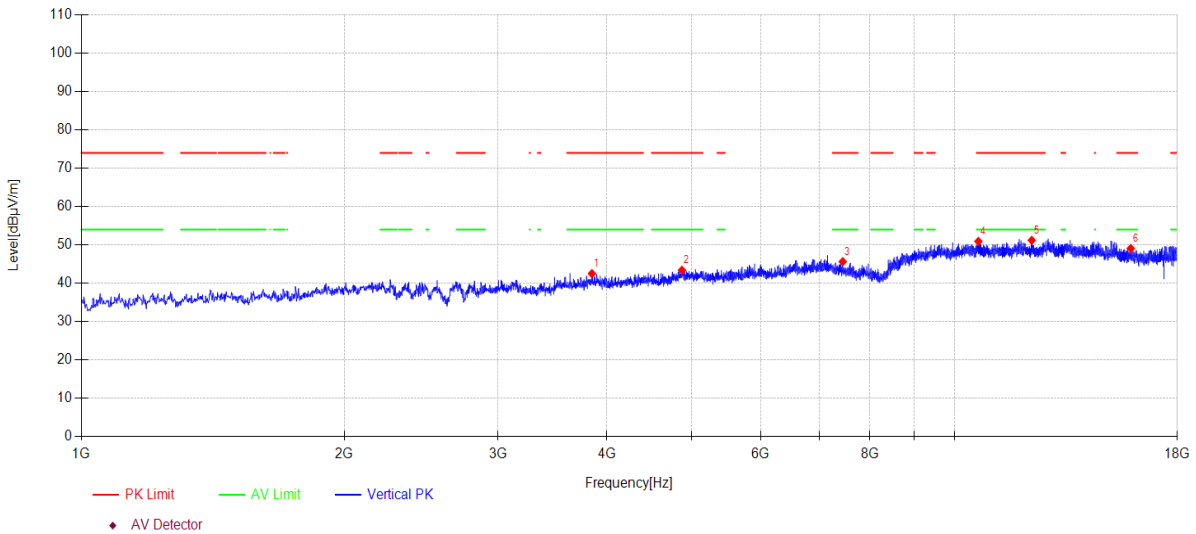
Note:

1. Level = Reading + Cable loss + Antenna Factor + AMP
2. If Peak Result complies with AV limit, AV Result is deemed to comply with AV limit.
3. Test setup: RBW: 1 MHz, VBW: 3 MHz, Sweep time: auto.

TR-4-E-009 Radiated Emission Test Result

Test Date: 2024-06-18 **Tested By:** Genliu
EUT: BLUETOOTH HEADSET **Model Number:** TUNE BUDS 2
Test Mode: BLE 2M TX 2440MHz **Power Supply:** Battery
Condition: Temp:21.7°C;Humi:60.7% **Test Site:** DDT 3# Chamber
File Path: d:\ts\2024 report data\Q24061107-1E\FCC ABOVE 1G\16
Memo: Left side Sample Number: S24061107-055

Test Graph



Data List										
N O.	Freq. [MHz]	Reading [dBµV/m]	Antenna Factor [dB]	Cable loss [dB]	AMP [dB]	Level [dBµV/m]	Limit [dBµV/m]	Margin [dB]	Detector	Polarity
1	3844.100	46.92	30.88	5.08	-40.35	42.53	74.00	31.47	PK	Vertical
2	4874.300	44.56	33.41	5.57	-40.13	43.41	74.00	30.59	PK	Vertical
3	7448.100	44.18	36.60	6.68	-41.82	45.64	74.00	28.36	PK	Vertical
4	10650.900	42.62	39.30	7.96	-38.96	50.92	74.00	23.08	PK	Vertical
5	12260.800	42.67	39.30	8.89	-39.66	51.20	74.00	22.80	PK	Vertical
6	15920.900	40.20	38.08	10.10	-39.31	49.07	74.00	24.93	PK	Vertical

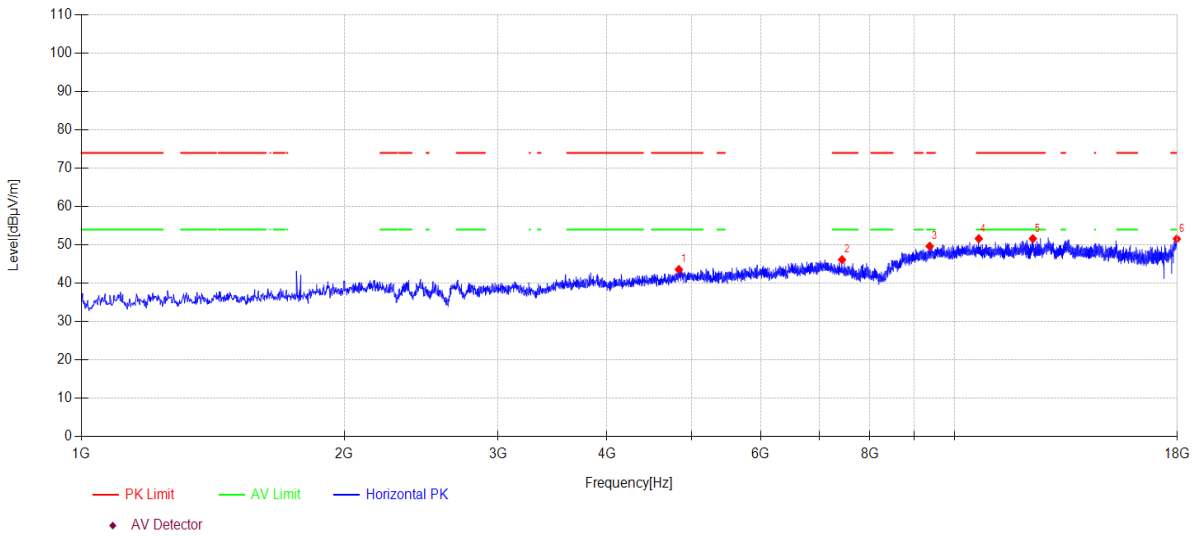
Note:

1. Level = Reading + Cable loss + Antenna Factor + AMP
2. If Peak Result complies with AV limit, AV Result is deemed to comply with AV limit.
3. Test setup: RBW: 1 MHz, VBW: 3 MHz, Sweep time: auto.

TR-4-E-009 Radiated Emission Test Result

Test Date: 2024-06-18 **Tested By:** Genliu
EUT: BLUETOOTH HEADSET **Model Number:** TUNE BUDS 2
Test Mode: BLE 2M TX 2478MHz **Power Supply:** Battery
Condition: Temp:21.7°C;Humi:60.7% **Test Site:** DDT 3# Chamber
File Path: d:\ts\2024 report data\Q24061107-1E\FCC ABOVE 1G\17
Memo: Left side Sample Number: S24061107-055

Test Graph



Data List										
N O.	Freq. [MHz]	Reading [dBµV/m]	Antenna Factor [dB]	Cable loss [dB]	AMP [dB]	Level [dBµV/m]	Limit [dBµV/m]	Margin [dB]	Detector	Polarity
1	4835.200	44.75	33.42	5.55	-40.14	43.58	74.00	30.42	PK	Horizontal
2	7434.500	44.63	36.63	6.67	-41.79	46.14	74.00	27.86	PK	Horizontal
3	9367.400	42.29	38.70	7.42	-38.76	49.65	74.00	24.35	PK	Horizontal
4	10662.800	43.31	39.33	7.96	-38.97	51.63	74.00	22.37	PK	Horizontal
5	12298.200	43.10	39.30	8.91	-39.68	51.63	74.00	22.37	PK	Horizontal
6	17977.900	38.50	42.29	13.13	-42.35	51.57	74.00	22.43	PK	Horizontal

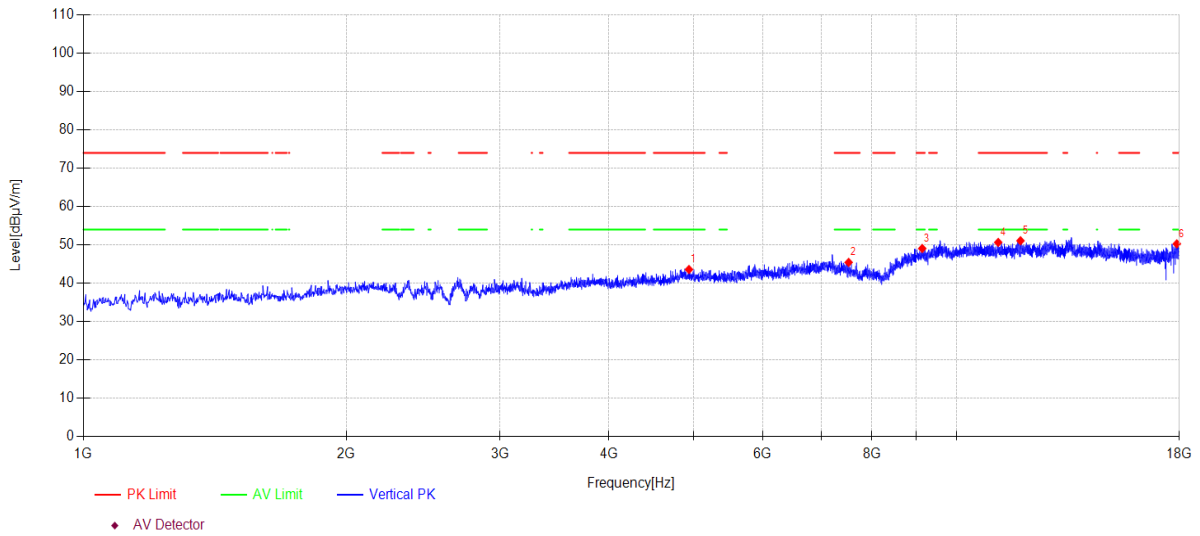
Note:

- Level = Reading + Cable loss + Antenna Factor + AMP
- If Peak Result complies with AV limit, AV Result is deemed to comply with AV limit.
- Test setup: RBW: 1 MHz, VBW: 3 MHz, Sweep time: auto.

TR-4-E-009 Radiated Emission Test Result

Test Date: 2024-06-18 **Tested By:** Genliu
EUT: BLUETOOTH HEADSET **Model Number:** TUNE BUDS 2
Test Mode: BLE 2M TX 2478MHz **Power Supply:** Battery
Condition: Temp:21.7°C;Humi:60.7% **Test Site:** DDT 3# Chamber
File Path: d:\ts\2024 report data\Q24061107-1E\FCC ABOVE 1G\18
Memo: Left side Sample Number: S24061107-055

Test Graph



Data List										
N O.	Freq. [MHz]	Reading [dBµV/m]	Antenna Factor [dB]	Cable loss [dB]	AMP [dB]	Level [dBµV/m]	Limit [dBµV/m]	Margin [dB]	Detector	Polarity
1	4938.900	45.00	33.08	5.61	-40.10	43.59	74.00	30.41	PK	Vertical
2	7524.600	44.29	36.45	6.72	-42.01	45.45	74.00	28.55	PK	Vertical
3	9136.200	42.01	38.50	7.34	-38.78	49.07	74.00	24.93	PK	Vertical
4	11164.300	42.36	39.24	8.23	-39.17	50.66	74.00	23.34	PK	Vertical
5	11839.200	43.01	38.90	8.66	-39.48	51.09	74.00	22.91	PK	Vertical
6	17881.000	37.86	41.69	12.85	-42.13	50.27	74.00	23.73	PK	Vertical

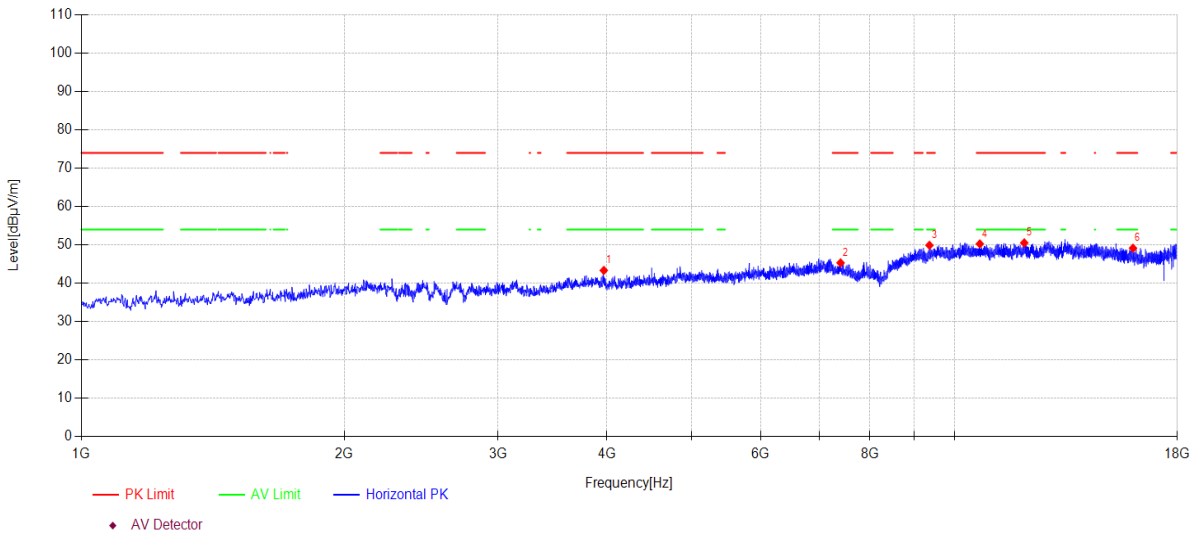
Note:

1. Level = Reading + Cable loss + Antenna Factor + AMP
2. If Peak Result complies with AV limit, AV Result is deemed to comply with AV limit.
3. Test setup: RBW: 1 MHz, VBW: 3 MHz, Sweep time: auto.

TR-4-E-009 Radiated Emission Test Result

Test Date: 2024-06-18 **Tested By:** Genliu
EUT: BLUETOOTH HEADSET **Model Number:** TUNE BUDS 2
Test Mode: BLE 1M TX 2402MHz **Power Supply:** Battery
Condition: Temp:21.7°C;Humi:60.7% **Test Site:** DDT 3# Chamber
File Path: d:\ts\2024 report data\Q24061107-1E\FCC ABOVE 1G45
Memo: Right side Sample Number: S24061107-055

Test Graph



Data List										
N O.	Freq. [MHz]	Reading [dBµV/m]	Antenna Factor [dB]	Cable loss [dB]	AMP [dB]	Level [dBµV/m]	Limit [dBµV/m]	Margin [dB]	Detector	Polarity
1	3966.500	47.70	31.03	5.06	-40.43	43.36	74.00	30.64	PK	Horizontal
2	7405.600	43.69	36.69	6.65	-41.71	45.32	74.00	28.68	PK	Horizontal
3	9362.300	42.54	38.70	7.42	-38.76	49.90	74.00	24.10	PK	Horizontal
4	10691.700	41.89	39.38	7.98	-38.98	50.27	74.00	23.73	PK	Horizontal
5	12021.100	42.12	39.22	8.77	-39.57	50.54	74.00	23.46	PK	Horizontal
6	16014.400	40.38	37.99	10.15	-39.37	49.15	74.00	24.85	PK	Horizontal

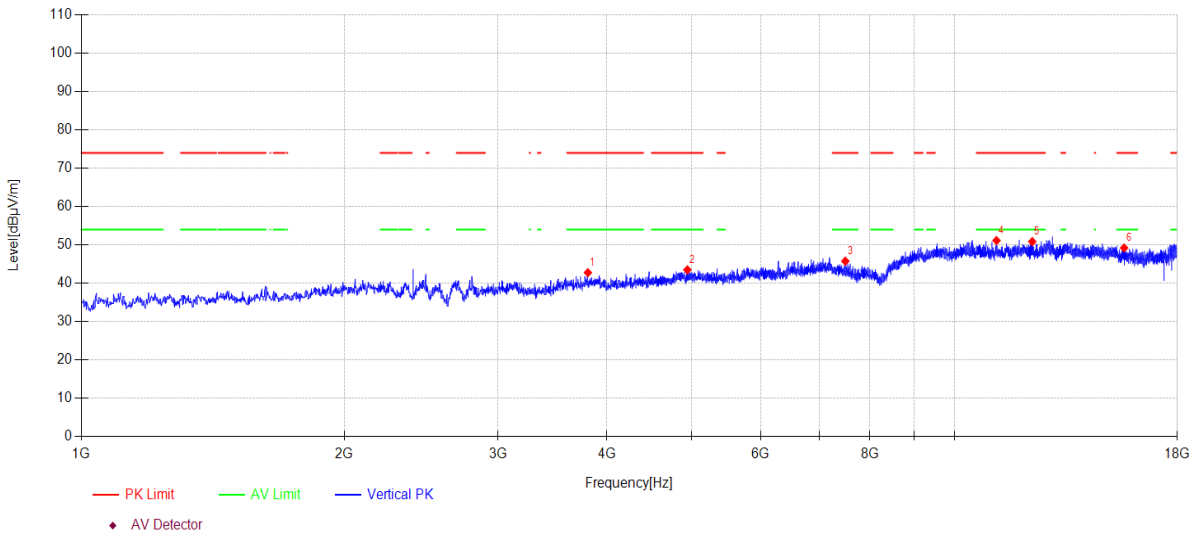
Note:

1. Level = Reading + Cable loss + Antenna Factor + AMP
2. If Peak Result complies with AV limit, AV Result is deemed to comply with AV limit.
3. Test setup: RBW: 1 MHz, VBW: 3 MHz, Sweep time: auto.

TR-4-E-009 Radiated Emission Test Result

Test Date: 2024-06-18 **Tested By:** Genliu
EUT: BLUETOOTH HEADSET **Model Number:** TUNE BUDS 2
Test Mode: BLE 1M TX 2402MHz **Power Supply:** Battery
Condition: Temp:21.7°C;Humi:60.7% **Test Site:** DDT 3# Chamber
File Path: d:\ts\2024 report data\Q24061107-1E\FCC ABOVE 1G\46
Memo: Right side Sample Number: S24061107-055

Test Graph



Data List										
N O.	Freq. [MHz]	Reading [dBµV/m]	Antenna Factor [dB]	Cable loss [dB]	AMP [dB]	Level [dBµV/m]	Limit [dBµV/m]	Margin [dB]	Detector	Polarity
1	3803.300	47.32	30.71	5.08	-40.33	42.78	74.00	31.22	PK	Vertical
2	4944.000	44.90	33.09	5.62	-40.10	43.51	74.00	30.49	PK	Vertical
3	7499.100	44.51	36.50	6.70	-41.95	45.76	74.00	28.24	PK	Vertical
4	11172.800	42.84	39.23	8.24	-39.17	51.14	74.00	22.86	PK	Vertical
5	12277.800	42.34	39.30	8.90	-39.67	50.87	74.00	23.13	PK	Vertical
6	15643.800	39.90	38.56	9.91	-39.15	49.22	74.00	24.78	PK	Vertical

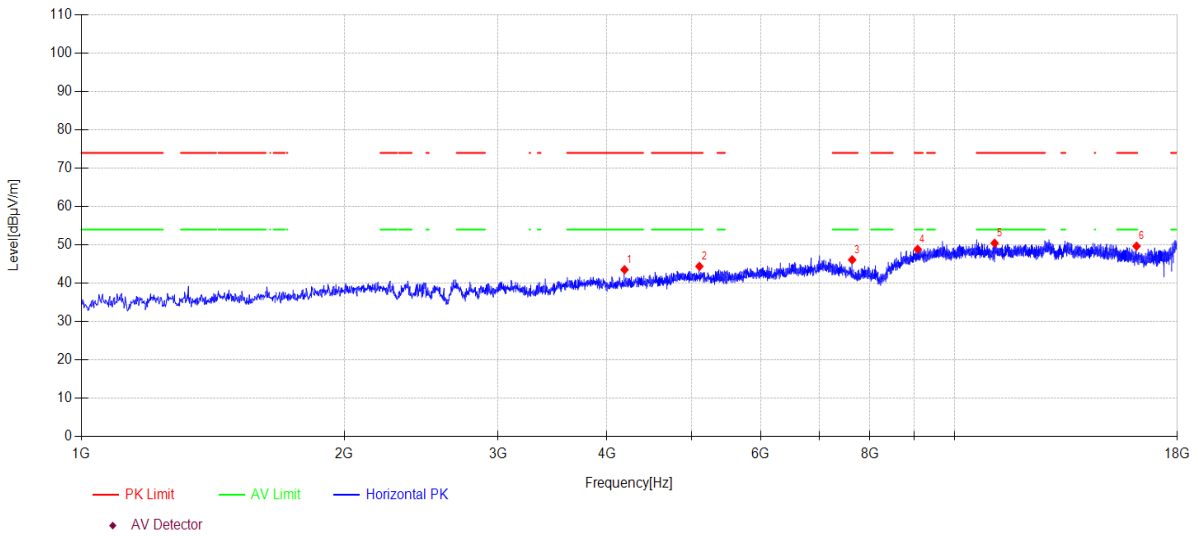
Note:

1. Level = Reading + Cable loss + Antenna Factor + AMP
2. If Peak Result complies with AV limit, AV Result is deemed to comply with AV limit.
3. Test setup: RBW: 1 MHz, VBW: 3 MHz, Sweep time: auto.

TR-4-E-009 Radiated Emission Test Result

Test Date: 2024-06-18 **Tested By:** Genliu
EUT: BLUETOOTH HEADSET **Model Number:** TUNE BUDS 2
Test Mode: BLE 1M TX 2440MHz **Power Supply:** Battery
Condition: Temp:21.7°C;Humi:60.7% **Test Site:** DDT 3# Chamber
File Path: d:\ts\2024 report data\Q24061107-1E\FCC ABOVE 1G\47
Memo: Right side Sample Number: S24061107-055

Test Graph



Data List										
N O.	Freq. [MHz]	Reading [dBµV/m]	Antenna Factor [dB]	Cable loss [dB]	AMP [dB]	Level [dBµV/m]	Limit [dBµV/m]	Margin [dB]	Detector	Polarity
1	4189.200	47.56	31.20	5.16	-40.38	43.54	74.00	30.46	PK	Horizontal
2	5103.800	45.36	33.40	5.71	-40.07	44.40	74.00	29.60	PK	Horizontal
3	7635.100	45.06	36.57	6.78	-42.29	46.12	74.00	27.88	PK	Horizontal
4	9075.000	41.89	38.45	7.32	-38.78	48.88	74.00	25.12	PK	Horizontal
5	11116.700	42.11	39.28	8.20	-39.14	50.45	74.00	23.55	PK	Horizontal
6	16164.000	41.15	37.84	10.18	-39.49	49.68	74.00	24.32	PK	Horizontal

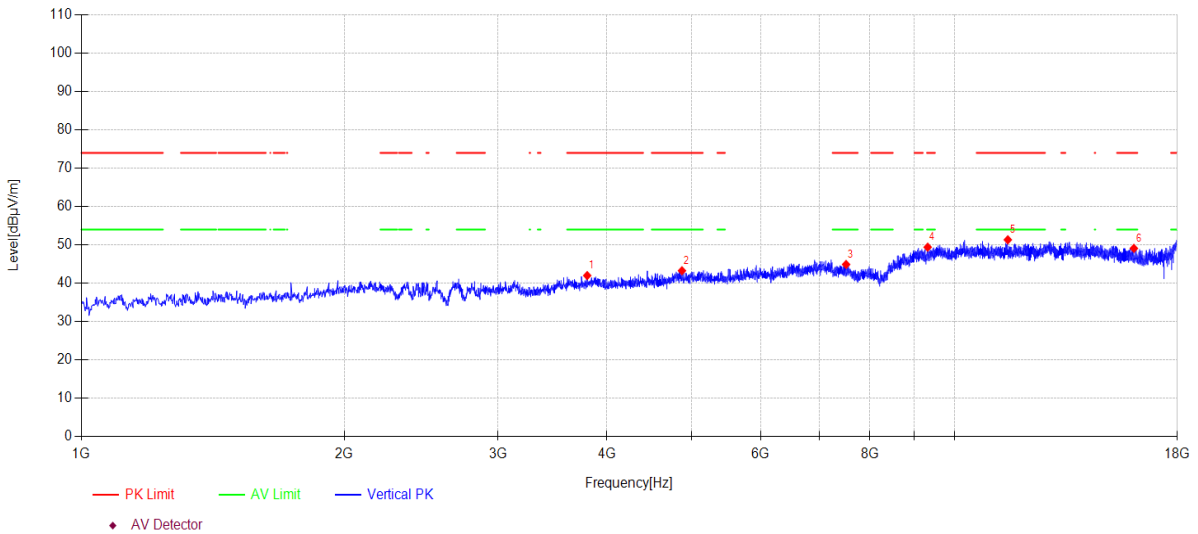
Note:

1. Level = Reading + Cable loss + Antenna Factor + AMP
2. If Peak Result complies with AV limit, AV Result is deemed to comply with AV limit.
3. Test setup: RBW: 1 MHz, VBW: 3 MHz, Sweep time: auto.

TR-4-E-009 Radiated Emission Test Result

Test Date: 2024-06-18 **Tested By:** Genliu
EUT: BLUETOOTH HEADSET **Model Number:** TUNE BUDS 2
Test Mode: BLE 1M TX 2440MHz **Power Supply:** Battery
Condition: Temp:21.7°C;Humi:60.7% **Test Site:** DDT 3# Chamber
File Path: d:\ts\2024 report data\Q24061107-1E\FCC ABOVE 1G48
Memo: Right side Sample Number: S24061107-055

Test Graph



Data List										
N O.	Freq. [MHz]	Reading [dBµV/m]	Antenna Factor [dB]	Cable loss [dB]	AMP [dB]	Level [dBµV/m]	Limit [dBµV/m]	Margin [dB]	Detector	Polarity
1	3796.500	46.57	30.69	5.08	-40.33	42.01	74.00	31.99	PK	Vertical
2	4874.300	44.43	33.41	5.57	-40.13	43.28	74.00	30.72	PK	Vertical
3	7514.400	43.72	36.47	6.71	-41.99	44.91	74.00	29.09	PK	Vertical
4	9318.100	42.14	38.64	7.40	-38.77	49.41	74.00	24.59	PK	Vertical
5	11511.100	43.03	39.18	8.45	-39.33	51.33	74.00	22.67	PK	Vertical
6	16051.800	40.39	37.95	10.16	-39.40	49.10	74.00	24.90	PK	Vertical

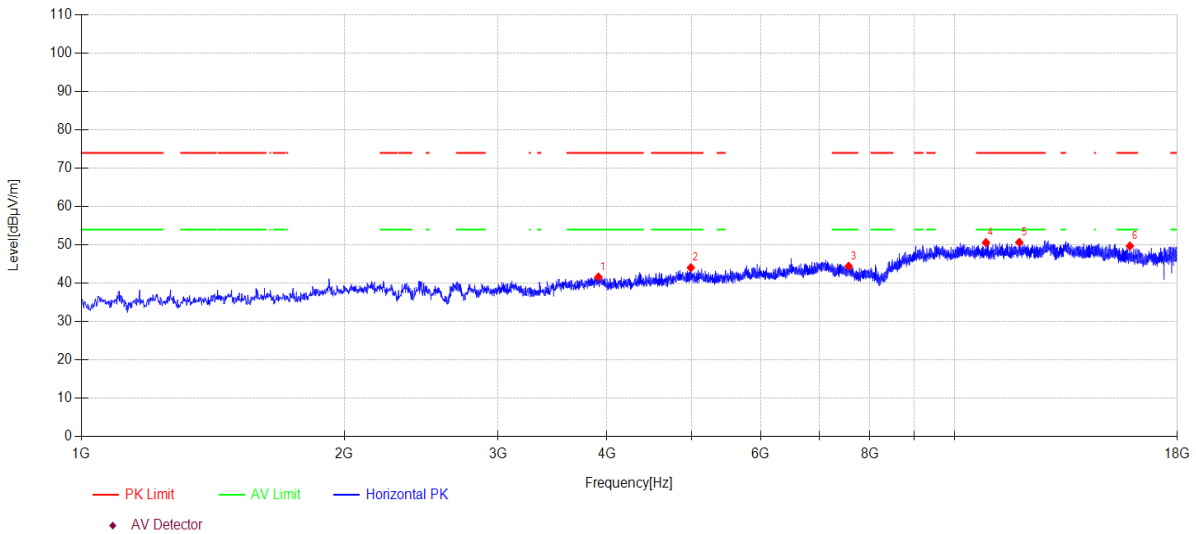
Note:

1. Level = Reading + Cable loss + Antenna Factor + AMP
2. If Peak Result complies with AV limit, AV Result is deemed to comply with AV limit.
3. Test setup: RBW: 1 MHz, VBW: 3 MHz, Sweep time: auto.

TR-4-E-009 Radiated Emission Test Result

Test Date: 2024-06-18 **Tested By:** Genliu
EUT: BLUETOOTH HEADSET **Model Number:** TUNE BUDS 2
Test Mode: BLE 1M TX 2480MHz **Power Supply:** Battery
Condition: Temp:21.7°C;Humi:60.7% **Test Site:** DDT 3# Chamber
File Path: d:\ts\2024 report data\Q24061107-1E\FCC ABOVE 1G\49
Memo: Right side Sample Number: S24061107-055

Test Graph



Data List										
N O.	Freq. [MHz]	Reading [dBµV/m]	Antenna Factor [dB]	Cable loss [dB]	AMP [dB]	Level [dBµV/m]	Limit [dBµV/m]	Margin [dB]	Detector	Polarity
1	3910.400	45.77	31.18	5.07	-40.40	41.62	74.00	32.38	PK	Horizontal
2	4989.900	45.33	33.18	5.64	-40.08	44.07	74.00	29.93	PK	Horizontal
3	7565.400	43.39	36.43	6.74	-42.11	44.45	74.00	29.55	PK	Horizontal
4	10866.800	42.25	39.33	8.06	-39.04	50.60	74.00	23.40	PK	Horizontal
5	11866.400	42.60	38.90	8.68	-39.50	50.68	74.00	23.32	PK	Horizontal
6	15883.500	40.81	38.13	10.07	-39.29	49.72	74.00	24.28	PK	Horizontal

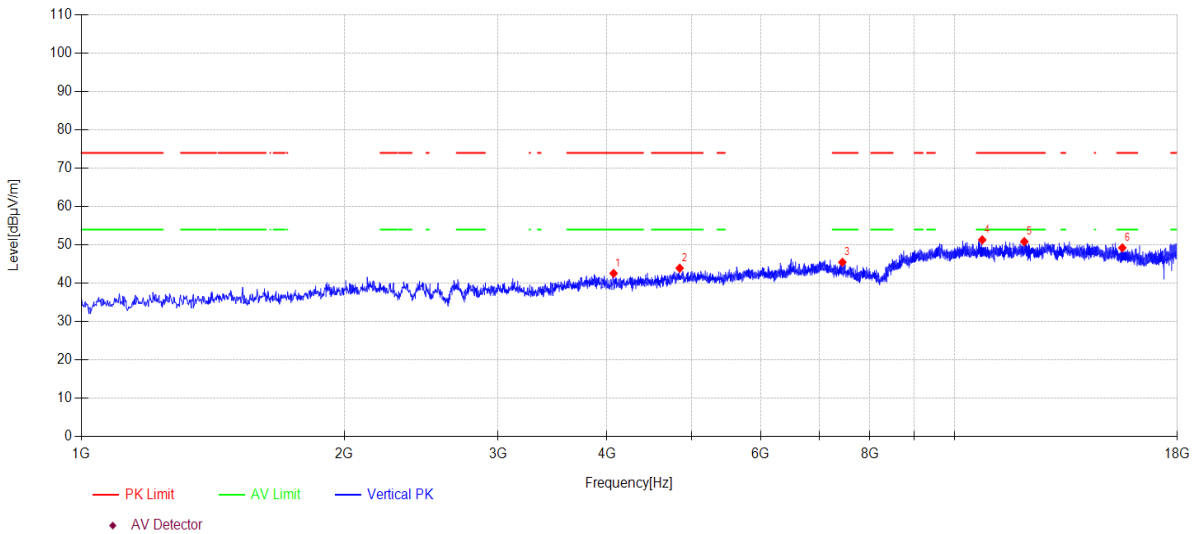
Note:

1. Level = Reading + Cable loss + Antenna Factor + AMP
2. If Peak Result complies with AV limit, AV Result is deemed to comply with AV limit.
3. Test setup: RBW: 1 MHz, VBW: 3 MHz, Sweep time: auto.

TR-4-E-009 Radiated Emission Test Result

Test Date: 2024-06-18 **Tested By:** Genliu
EUT: BLUETOOTH HEADSET **Model Number:** TUNE BUDS 2
Test Mode: BLE 1M TX 2480MHz **Power Supply:** Battery
Condition: Temp:21.7°C;Humi:60.7% **Test Site:** DDT 3# Chamber
File Path: d:\ts\2024 report data\Q24061107-1E\FCC ABOVE 1G\50
Memo: Right side Sample Number: S24061107-055

Test Graph



Data List										
N O.	Freq. [MHz]	Reading [dBµV/m]	Antenna Factor [dB]	Cable loss [dB]	AMP [dB]	Level [dBµV/m]	Limit [dBµV/m]	Margin [dB]	Detector	Polarity
1	4070.200	46.88	31.04	5.09	-40.42	42.59	74.00	31.41	PK	Vertical
2	4845.400	44.83	33.68	5.56	-40.14	43.93	74.00	30.07	PK	Vertical
3	7441.300	43.98	36.62	6.67	-41.80	45.47	74.00	28.53	PK	Vertical
4	10759.700	42.91	39.40	8.01	-39.00	51.32	74.00	22.68	PK	Vertical
5	12022.800	42.45	39.22	8.77	-39.57	50.87	74.00	23.13	PK	Vertical
6	15570.700	39.82	38.66	9.86	-39.10	49.24	74.00	24.76	PK	Vertical

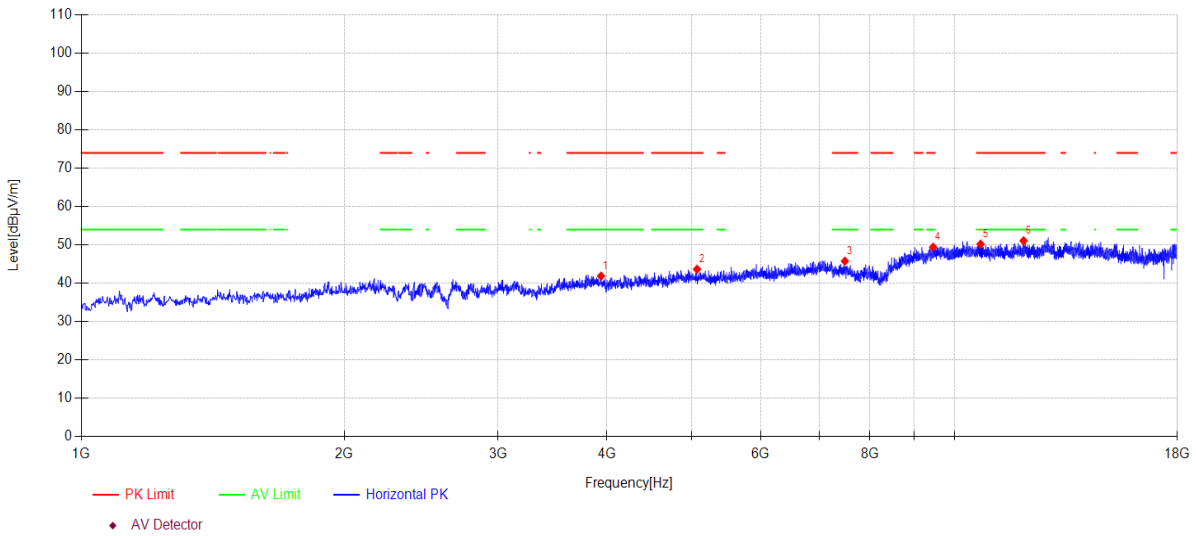
Note:

1. Level = Reading + Cable loss + Antenna Factor + AMP
2. If Peak Result complies with AV limit, AV Result is deemed to comply with AV limit.
3. Test setup: RBW: 1 MHz, VBW: 3 MHz, Sweep time: auto.

TR-4-E-009 Radiated Emission Test Result

Test Date: 2024-06-18 **Tested By:** Genliu
EUT: BLUETOOTH HEADSET **Model Number:** TUNE BUDS 2
Test Mode: BLE 2M TX 2404MHz **Power Supply:** Battery
Condition: Temp:21.7°C;Humi:60.7% **Test Site:** DDT 3# Chamber
File Path: d:\ts\2024 report data\Q24061107-1E\FCC ABOVE 1G\51
Memo: Right side Sample Number: S24061107-055

Test Graph



Data List										
N O.	Freq. [MHz]	Reading [dBµV/m]	Antenna Factor [dB]	Cable loss [dB]	AMP [dB]	Level [dBµV/m]	Limit [dBµV/m]	Margin [dB]	Detector	Polarity
1	3937.600	46.11	31.12	5.06	-40.41	41.88	74.00	32.12	PK	Horizontal
2	5071.500	44.71	33.34	5.69	-40.07	43.67	74.00	30.33	PK	Horizontal
3	7490.600	44.49	36.52	6.70	-41.93	45.78	74.00	28.22	PK	Horizontal
4	9454.100	42.03	38.70	7.45	-38.76	49.42	74.00	24.58	PK	Horizontal
5	10713.800	41.79	39.40	7.99	-38.98	50.20	74.00	23.80	PK	Horizontal
6	11999.000	42.68	39.20	8.76	-39.56	51.08	74.00	22.92	PK	Horizontal

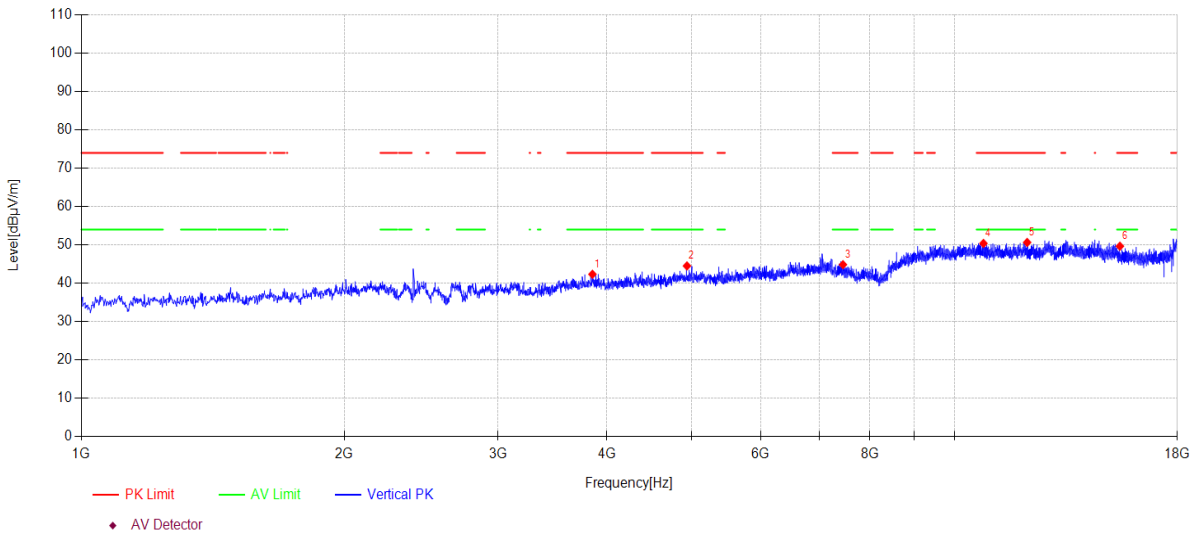
Note:

1. Level = Reading + Cable loss + Antenna Factor + AMP
2. If Peak Result complies with AV limit, AV Result is deemed to comply with AV limit.
3. Test setup: RBW: 1 MHz, VBW: 3 MHz, Sweep time: auto.

TR-4-E-009 Radiated Emission Test Result

Test Date: 2024-06-18 **Tested By:** Genliu
EUT: BLUETOOTH HEADSET **Model Number:** TUNE BUDS 2
Test Mode: BLE 2M TX 2404MHz **Power Supply:** Battery
Condition: Temp:21.7°C;Humi:60.7% **Test Site:** DDT 3# Chamber
File Path: d:\ts\2024 report data\Q24061107-1E\FCC ABOVE 1G\52
Memo: Right side Sample Number: S24061107-055

Test Graph



Data List										
N O.	Freq. [MHz]	Reading [dBµV/m]	Antenna Factor [dB]	Cable loss [dB]	AMP [dB]	Level [dBµV/m]	Limit [dBµV/m]	Margin [dB]	Detector	Polarity
1	3849.200	46.73	30.90	5.08	-40.36	42.35	74.00	31.65	PK	Vertical
2	4938.900	45.94	33.08	5.61	-40.10	44.53	74.00	29.47	PK	Vertical
3	7453.200	43.42	36.59	6.68	-41.83	44.86	74.00	29.14	PK	Vertical
4	10793.700	41.97	39.40	8.03	-39.01	50.39	74.00	23.61	PK	Vertical
5	12112.900	42.13	39.30	8.82	-39.60	50.65	74.00	23.35	PK	Vertical
6	15470.400	40.05	38.86	9.80	-39.04	49.67	74.00	24.33	PK	Vertical

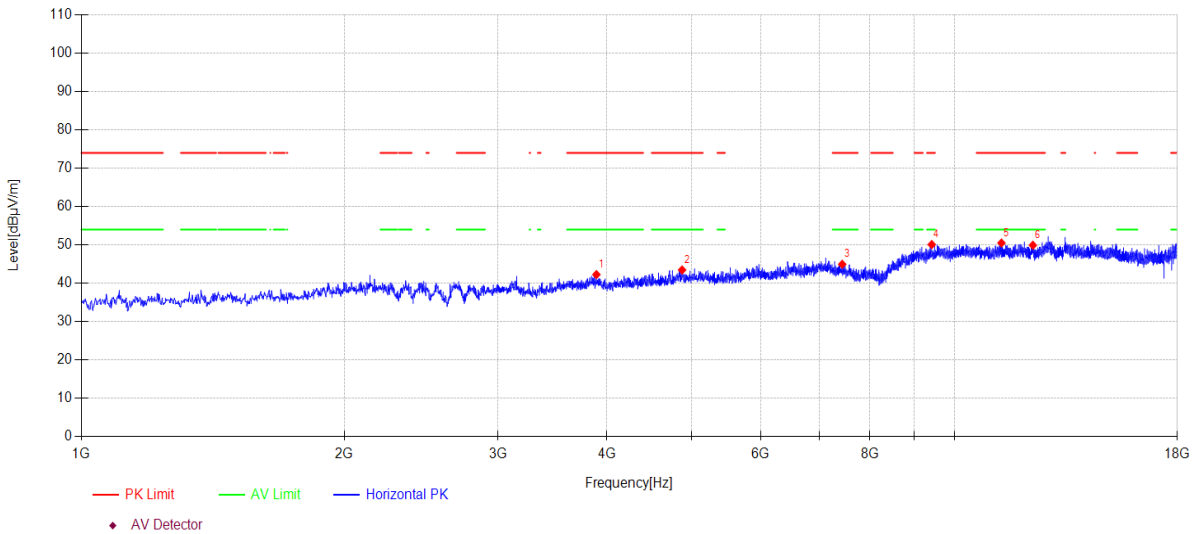
Note:

1. Level = Reading + Cable loss + Antenna Factor + AMP
2. If Peak Result complies with AV limit, AV Result is deemed to comply with AV limit.
3. Test setup: RBW: 1 MHz, VBW: 3 MHz, Sweep time: auto.

TR-4-E-009 Radiated Emission Test Result

Test Date: 2024-06-18 **Tested By:** Genliu
EUT: BLUETOOTH HEADSET **Model Number:** TUNE BUDS 2
Test Mode: BLE 2M TX 2440MHz **Power Supply:** Battery
Condition: Temp:21.7°C;Humi:60.7% **Test Site:** DDT 3# Chamber
File Path: d:\ts\2024 report data\Q24061107-1E\FCC ABOVE 1G\53
Memo: Right side Sample Number: S24061107-055

Test Graph



Data List										
N O.	Freq. [MHz]	Reading [dBµV/m]	Antenna Factor [dB]	Cable loss [dB]	AMP [dB]	Level [dBµV/m]	Limit [dBµV/m]	Margin [dB]	Detector	Polarity
1	3890.000	46.44	31.14	5.07	-40.38	42.27	74.00	31.73	PK	Horizontal
2	4876.000	44.64	33.38	5.58	-40.13	43.47	74.00	30.53	PK	Horizontal
3	7437.900	43.46	36.62	6.67	-41.79	44.96	74.00	29.04	PK	Horizontal
4	9418.400	42.72	38.70	7.44	-38.76	50.10	74.00	23.90	PK	Horizontal
5	11319.000	42.20	39.22	8.33	-39.24	50.51	74.00	23.49	PK	Horizontal
6	12298.200	41.39	39.30	8.91	-39.68	49.92	74.00	24.08	PK	Horizontal

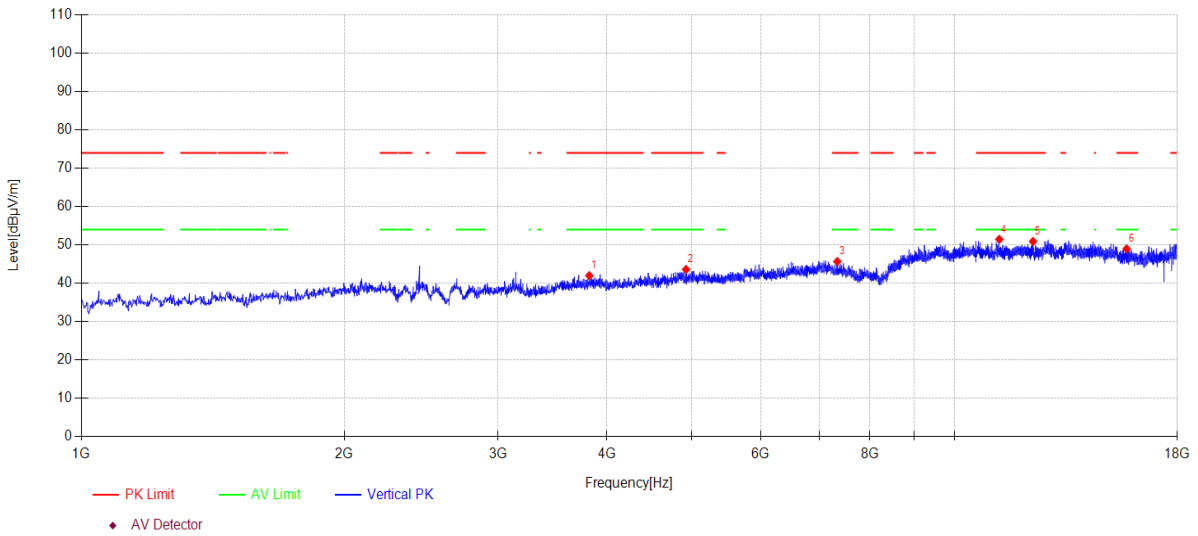
Note:

1. Level = Reading + Cable loss + Antenna Factor + AMP
2. If Peak Result complies with AV limit, AV Result is deemed to comply with AV limit.
3. Test setup: RBW: 1 MHz, VBW: 3 MHz, Sweep time: auto.

TR-4-E-009 Radiated Emission Test Result

Test Date: 2024-06-18 **Tested By:** Genliu
EUT: BLUETOOTH HEADSET **Model Number:** TUNE BUDS 2
Test Mode: BLE 2M TX 2440MHz **Power Supply:** Battery
Condition: Temp:21.7°C;Humi:60.7% **Test Site:** DDT 3# Chamber
File Path: d:\ts\2024 report data\Q24061107-1E\FCC ABOVE 1G\54
Memo: Right side Sample Number: S24061107-055

Test Graph



Data List										
N O.	Freq. [MHz]	Reading [dBµV/m]	Antenna Factor [dB]	Cable loss [dB]	AMP [dB]	Level [dBµV/m]	Limit [dBµV/m]	Margin [dB]	Detector	Polarity
1	3816.900	46.48	30.77	5.08	-40.34	41.99	74.00	32.01	PK	Vertical
2	4927.000	45.05	33.05	5.61	-40.11	43.60	74.00	30.40	PK	Vertical
3	7341.000	43.79	36.82	6.62	-41.55	45.68	74.00	28.32	PK	Vertical
4	11254.400	43.17	39.20	8.29	-39.21	51.45	74.00	22.55	PK	Vertical
5	12301.600	42.38	39.30	8.91	-39.68	50.91	74.00	23.09	PK	Vertical
6	15745.800	39.78	38.41	9.98	-39.21	48.96	74.00	25.04	PK	Vertical

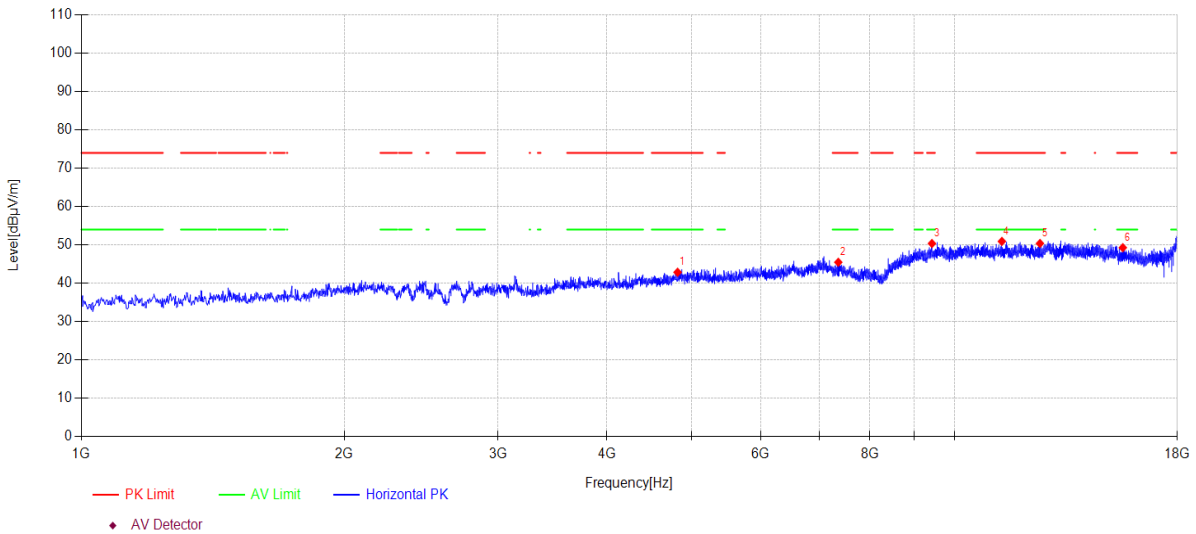
Note:

1. Level = Reading + Cable loss + Antenna Factor + AMP
2. If Peak Result complies with AV limit, AV Result is deemed to comply with AV limit.
3. Test setup: RBW: 1 MHz, VBW: 3 MHz, Sweep time: auto.

TR-4-E-009 Radiated Emission Test Result

Test Date: 2024-06-18 **Tested By:** Genliu
EUT: BLUETOOTH HEADSET **Model Number:** TUNE BUDS 2
Test Mode: BLE 2M TX 2478MHz **Power Supply:** Battery
Condition: Temp:21.7°C;Humi:60.7% **Test Site:** DDT 3# Chamber
File Path: d:\ts\2024 report data\Q24061107-1E\FCC ABOVE 1G\55
Memo: Right side Sample Number: S24061107-055

Test Graph



Data List										
N O.	Freq. [MHz]	Reading [dBµV/m]	Antenna Factor [dB]	Cable loss [dB]	AMP [dB]	Level [dBµV/m]	Limit [dBµV/m]	Margin [dB]	Detector	Polarity
1	4818.200	44.51	32.97	5.54	-40.15	42.87	74.00	31.13	PK	Horizontal
2	7361.400	43.67	36.78	6.63	-41.60	45.48	74.00	28.52	PK	Horizontal
3	9423.500	42.99	38.70	7.44	-38.76	50.37	74.00	23.63	PK	Horizontal
4	11332.600	42.60	39.23	8.34	-39.25	50.92	74.00	23.08	PK	Horizontal
5	12529.400	41.72	39.40	9.03	-39.77	50.38	74.00	23.62	PK	Horizontal
6	15589.400	39.90	38.62	9.87	-39.11	49.28	74.00	24.72	PK	Horizontal

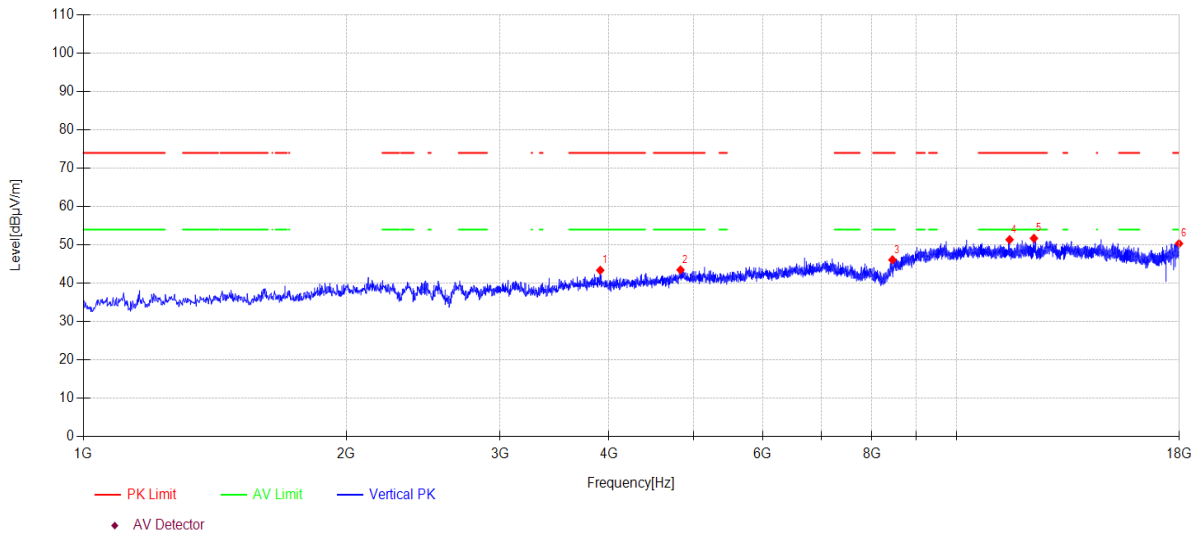
Note:

1. Level = Reading + Cable loss + Antenna Factor + AMP
2. If Peak Result complies with AV limit, AV Result is deemed to comply with AV limit.
3. Test setup: RBW: 1 MHz, VBW: 3 MHz, Sweep time: auto.

TR-4-E-009 Radiated Emission Test Result

Test Date: 2024-06-18 **Tested By:** Genliu
EUT: BLUETOOTH HEADSET **Model Number:** TUNE BUDS 2
Test Mode: BLE 2M TX 2478MHz **Power Supply:** Battery
Condition: Temp:21.7°C;Humi:60.7% **Test Site:** DDT 3# Chamber
File Path: d:\ts\2024 report data\Q24061107-1E\FCC ABOVE 1G\56
Memo: Right side Sample Number: S24061107-055

Test Graph



Data List										
N O.	Freq. [MHz]	Reading [dBµV/m]	Antenna Factor [dB]	Cable loss [dB]	AMP [dB]	Level [dBµV/m]	Limit [dBµV/m]	Margin [dB]	Detector	Polarity
1	3908.700	47.53	31.18	5.07	-40.39	43.39	74.00	30.61	PK	Vertical
2	4830.100	44.80	33.28	5.55	-40.14	43.49	74.00	30.51	PK	Vertical
3	8446.000	42.72	37.50	7.12	-41.23	46.11	74.00	27.89	PK	Vertical
4	11504.300	43.06	39.19	8.45	-39.33	51.37	74.00	22.63	PK	Vertical
5	12267.600	43.17	39.30	8.90	-39.66	51.71	74.00	22.29	PK	Vertical
6	17988.100	37.22	42.34	13.16	-42.37	50.35	74.00	23.65	PK	Vertical

Note:

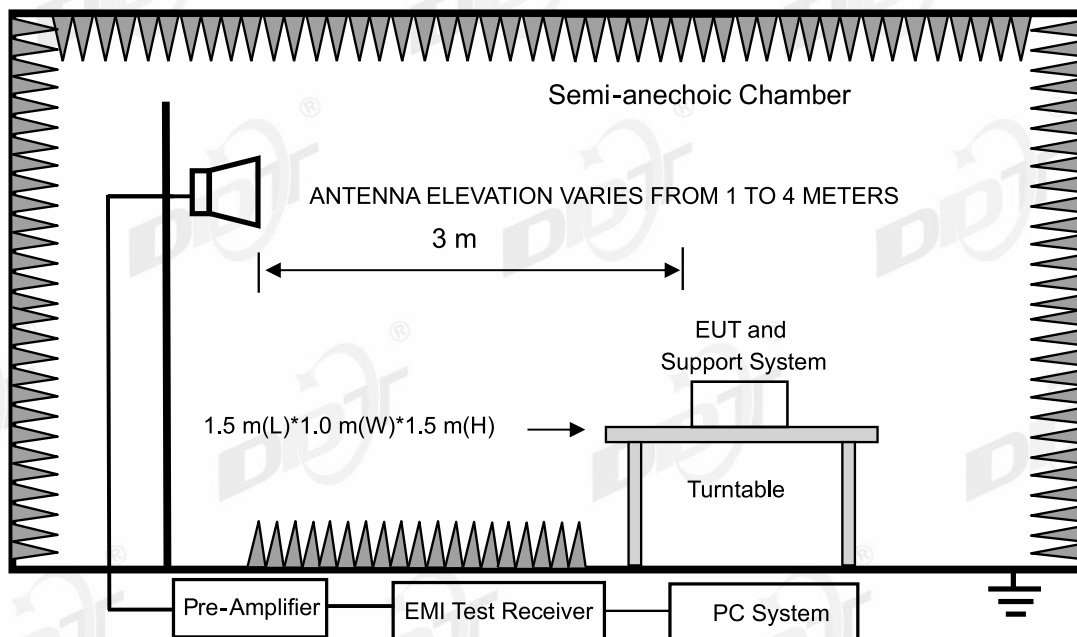
- Level = Reading + Cable loss + Antenna Factor + AMP
- If Peak Result complies with AV limit, AV Result is deemed to comply with AV limit.
- Test setup: RBW: 1 MHz, VBW: 3 MHz, Sweep time: auto.

13. Band Edge Compliance

13.1. Test equipment

Equipment	Manufacturer	Model No.	Serial No.	Cal Due To
EMI TEST RECEIVER	R&S	ESU26	100472	2025/03/31
PSA Series Spectrum Analyzer	Agilent	E4447A	MY50180031	2025/03/31
Active Loop Antenna	Schwarzbeck	FMZB-1519	1519-038	2025/09/10
Trilog Broadband Antenna	Schwarzbeck	VULB 9163	01429	2025/07/11
Double Ridged Horn Antenna	Schwarzbeck	BBHA 9120 D	02468	2024/09/17
Broad Band Horn Antenna	Schwarzbeck	BBHA 9170	790	2025/04/25
Pre-amplifier	COM-POWER	PAM-118A	18040084	2024/07/14
Pre-amplifier	COM-POWER	PAM-840A	461369	2025/03/31
RE Cable	N/A	W23.02 CP1-X2 + W23.09 AP1-X8+ JCT26S-NJ-NJ-1.5M	4.5M+8M+1.5M	2025/03/31
RF Cable	Yuhu	JCTB810-NJ-NJ-9M+ ZT26S-SMAJ-SMAJ-1M	21123964	2025/03/31
Band Reject Filter(2400-2500 MHz)	REBES	BRM50702	G555	N/A
Band Reject Filter(5150-5880 MHz)	REBES	BRM50716	G392	N/A
High Pass Filter(8000-25000 MHz)	XB	XBLBQ-GTA67	210820-2-3	N/A
Test Software	Tonscend	JS32-RE	V 5.0.0.1	N/A
RF cable	Zhongke Junchuang	JCT26S-NJ-NJ-1.5M	DDT-ZC02762	2025/04/01
Micro-Tronics filters	REBES	BRM50716	DDT-ZC03240	/
High pass filter	Micro-Tronics	HPM50108	DDT-ZC00560	2025/04/22

13.2. Block diagram of test setup



13.3. Limits

All restriction band should comply with 15.209 and RSS-Gen section 8.9 limits, other emission should be at least 20 dB below the fundamental.

13.4. Assistant equipment used for test

Assistant equipment	Manufacturer	Model number	Description	other
/	/	/	/	/

13.5. Test procedure

Same with Radiated Emission except change investigated frequency range.

Remark: All restriction band have been tested, and only the worst case is shown in report.

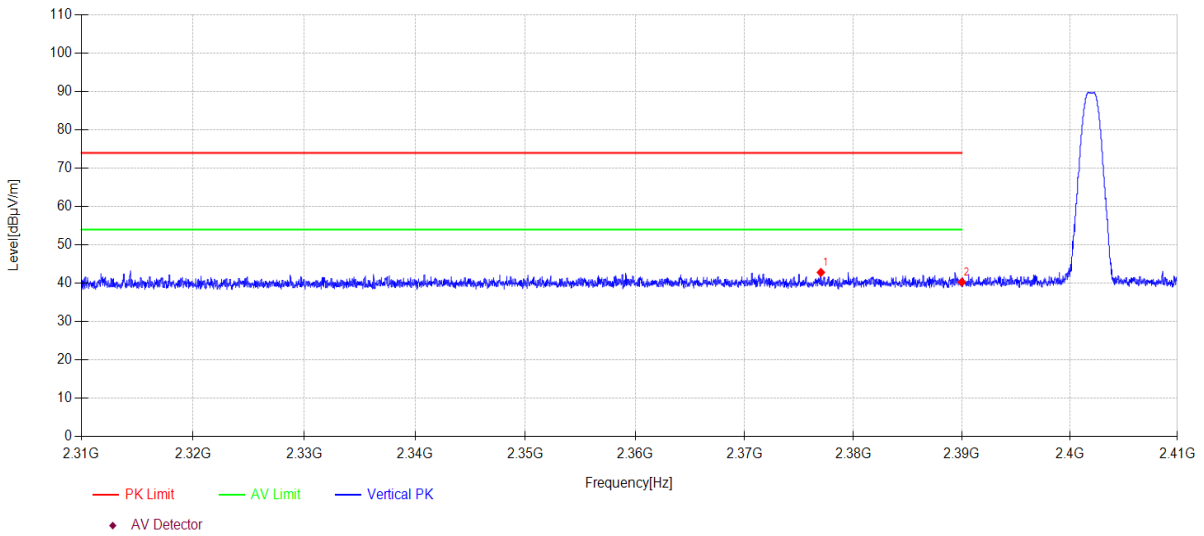
13.6. Test result

PASS. (See below detailed test result)

TR-4-E-009 Radiated Emission Test Result

Test Date: 2024-06-18 **Tested By:** Genliu
EUT: BLUETOOTH HEADSET **Model Number:** TUNE BUDS 2
Test Mode: BLE 1M TX 2402MHz **Power Supply:** Battery
Condition: Temp:21.7°C;Humi:60.7% **Test Site:** DDT 3# Chamber
File Path: d:\ts\2024 report data\Q24061107-1E\FCC ABOVE 1G\26
Memo: Left side Sample Number: S24061107-055

Test Graph



Data List										
N O.	Freq. [MHz]	Reading [dBµV/m]	Antenna Factor [dB]	Cable loss [dB]	AMP [dB]	Level [dBµV/m]	Limit [dBµV/m]	Margin [dB]	Detector	Polarity
1	2377.010	12.06	27.21	3.56	0.00	42.83	74.00	31.17	PK	Vertical
2	2390.000	9.47	27.26	3.57	0.00	40.30	74.00	33.70	PK	Vertical

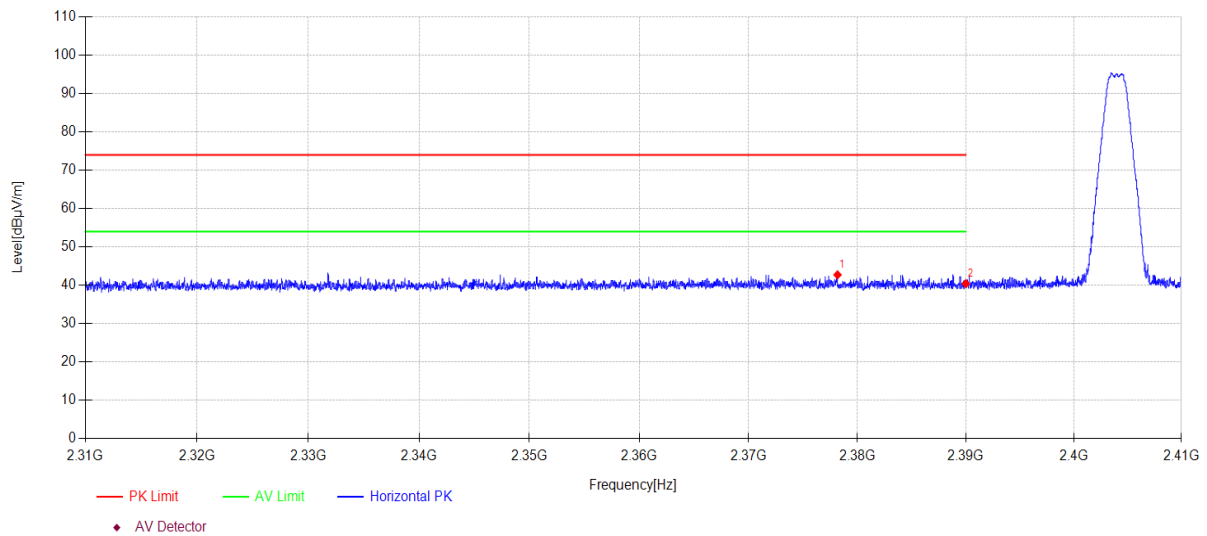
Note:

1. Level = Reading + Cable loss + Antenna Factor + AMP
2. If Peak Result complies with AV limit, AV Result is deemed to comply with AV limit.
3. Test setup: RBW: 1 MHz, VBW: 3 MHz, Sweep time: auto.

TR-4-E-009 Radiated Emission Test Result

Test Date: 2024-06-18 **Tested By:** Genliu
EUT: BLUETOOTH HEADSET **Model Number:** TUNE BUDS 2
Test Mode: BLE 2M TX 2404MHz **Power Supply:** Battery
Condition: Temp:21.7°C;Humi:60.7% **Test Site:** DDT 3# Chamber
File Path: d:\ts\2024 report data\Q24061107-1E\FCC ABOVE 1G\27
Memo: Left side Sample Number: S24061107-055

Test Graph



Data List										
N O.	Freq. [MHz]	Reading [dBµV/m]	Antenna Factor [dB]	Cable loss [dB]	AMP [dB]	Level [dBµV/m]	Limit [dBµV/m]	Margin [dB]	Detector	Polarity
1	2378.170	11.95	27.21	3.56	0.00	42.72	74.00	31.28	PK	Horizontal
2	2390.000	9.60	27.26	3.57	0.00	40.43	74.00	33.57	PK	Horizontal

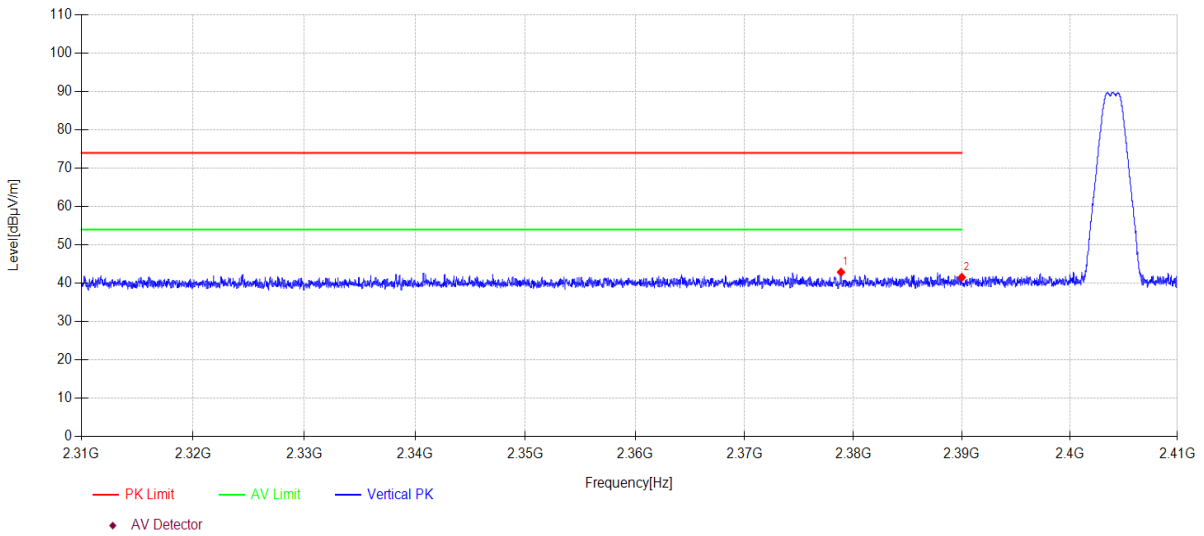
Note:

- Level = Reading + Cable loss + Antenna Factor + AMP
- If Peak Result complies with AV limit, AV Result is deemed to comply with AV limit.
- Test setup: RBW: 1 MHz, VBW: 3 MHz, Sweep time: auto.

TR-4-E-009 Radiated Emission Test Result

Test Date: 2024-06-18 **Tested By:** Genliu
EUT: BLUETOOTH HEADSET **Model Number:** TUNE BUDS 2
Test Mode: BLE 2M TX 2404MHz **Power Supply:** Battery
Condition: Temp:21.7°C;Humi:60.7% **Test Site:** DDT 3# Chamber
File Path: d:\ts\2024 report data\Q24061107-1E\FCC ABOVE 1G\28
Memo: Left side Sample Number: S24061107-055

Test Graph



Data List										
N O.	Freq. [MHz]	Reading [dBµV/m]	Antenna Factor [dB]	Cable loss [dB]	AMP [dB]	Level [dBµV/m]	Limit [dBµV/m]	Margin [dB]	Detector	Polarity
1	2378.860	12.11	27.22	3.56	0.00	42.89	74.00	31.11	PK	Vertical
2	2390.000	10.72	27.26	3.57	0.00	41.55	74.00	32.45	PK	Vertical

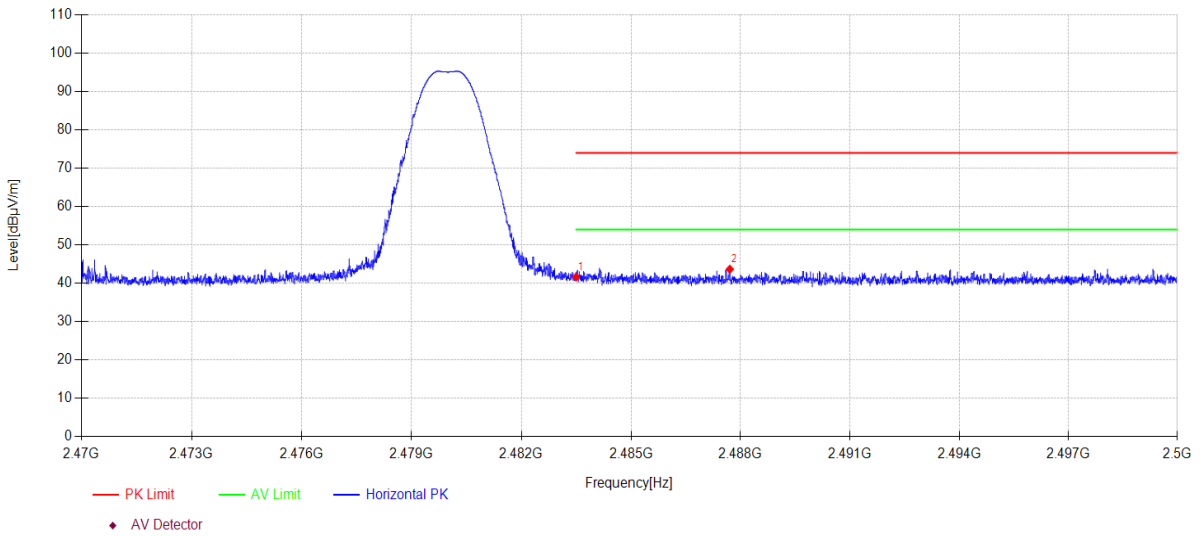
Note:

1. Level = Reading + Cable loss + Antenna Factor + AMP
2. If Peak Result complies with AV limit, AV Result is deemed to comply with AV limit.
3. Test setup: RBW: 1 MHz, VBW: 3 MHz, Sweep time: auto.

TR-4-E-009 Radiated Emission Test Result

Test Date: 2024-06-18 **Tested By:** Genliu
EUT: BLUETOOTH HEADSET **Model Number:** TUNE BUDS 2
Test Mode: BLE 1M TX 2480MHz **Power Supply:** Battery
Condition: Temp:21.7°C;Humi:60.7% **Test Site:** DDT 3# Chamber
File Path: d:\ts\2024 report data\Q24061107-1E\FCC ABOVE 1G\31
Memo: Left side Sample Number: S24061107-055

Test Graph



Data List										
N O.	Freq. [MHz]	Reading [dBµV/m]	Antenna Factor [dB]	Cable loss [dB]	AMP [dB]	Level [dBµV/m]	Limit [dBµV/m]	Margin [dB]	Detector	Polarity
1	2483.500	10.45	27.53	3.62	0.00	41.60	74.00	32.40	PK	Horizontal
2	2487.706	12.49	27.55	3.62	0.00	43.66	74.00	30.34	PK	Horizontal

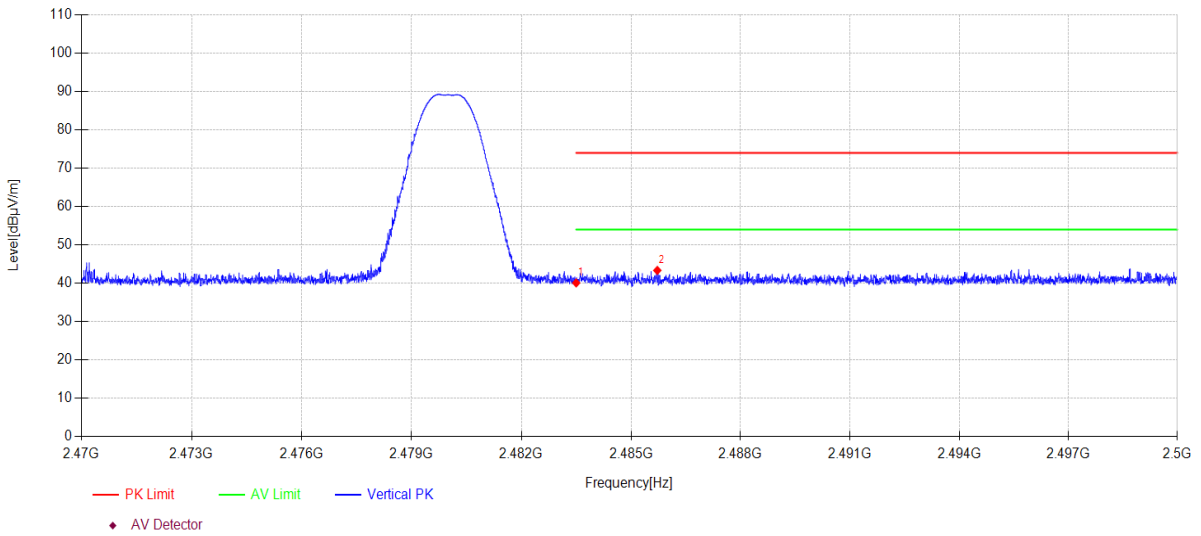
Note:

1. Level = Reading + Cable loss + Antenna Factor + AMP
2. If Peak Result complies with AV limit, AV Result is deemed to comply with AV limit.
3. Test setup: RBW: 1 MHz, VBW: 3 MHz, Sweep time: auto.

TR-4-E-009 Radiated Emission Test Result

Test Date: 2024-06-18 **Tested By:** Genliu
EUT: BLUETOOTH HEADSET **Model Number:** TUNE BUDS 2
Test Mode: BLE 1M TX 2480MHz **Power Supply:** Battery
Condition: Temp:21.7°C;Humi:60.7% **Test Site:** DDT 3# Chamber
File Path: d:\ts\2024 report data\Q24061107-1E\FCC ABOVE 1G\32
Memo: Left side Sample Number: S24061107-055

Test Graph



Data List										
N O.	Freq. [MHz]	Reading [dBµV/m]	Antenna Factor [dB]	Cable loss [dB]	AMP [dB]	Level [dBµV/m]	Limit [dBµV/m]	Margin [dB]	Detector	Polarity
1	2483.500	8.94	27.53	3.62	0.00	40.09	74.00	33.91	PK	Vertical
2	2485.720	12.20	27.54	3.62	0.00	43.36	74.00	30.64	PK	Vertical

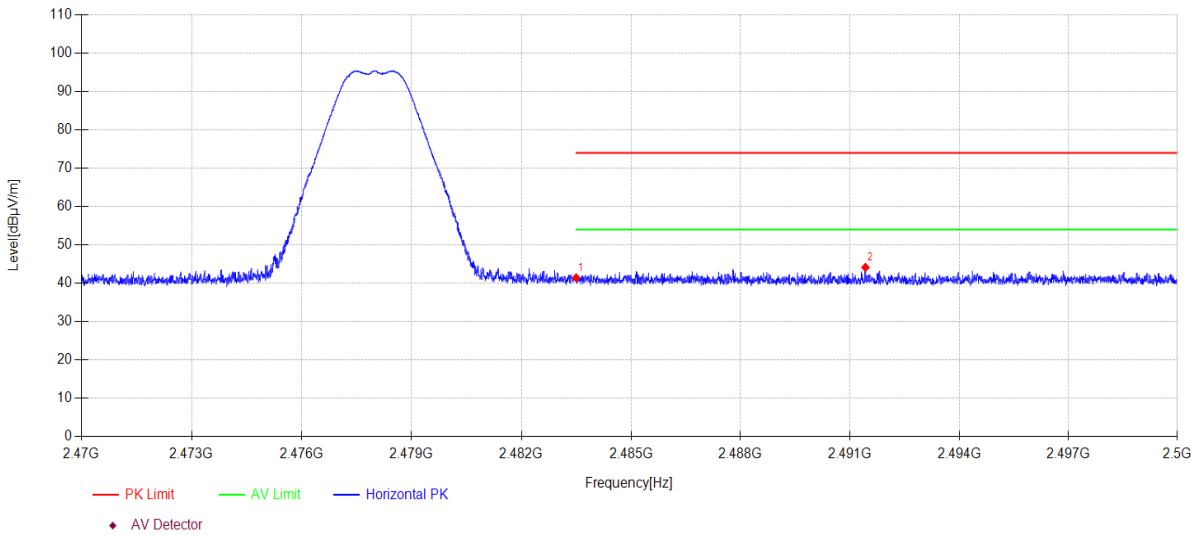
Note:

1. Level = Reading + Cable loss + Antenna Factor + AMP
2. If Peak Result complies with AV limit, AV Result is deemed to comply with AV limit.
3. Test setup: RBW: 1 MHz, VBW: 3 MHz, Sweep time: auto.

TR-4-E-009 Radiated Emission Test Result

Test Date: 2024-06-18 **Tested By:** Genliu
EUT: BLUETOOTH HEADSET **Model Number:** TUNE BUDS 2
Test Mode: BLE 2M TX 2478MHz **Power Supply:** Battery
Condition: Temp:21.7°C;Humi:60.7% **Test Site:** DDT 3# Chamber
File Path: d:\ts\2024 report data\Q24061107-1E\FCC ABOVE 1G\29
Memo: Left side Sample Number: S24061107-055

Test Graph



Data List										
N O.	Freq. [MHz]	Reading [dBµV/m]	Antenna Factor [dB]	Cable loss [dB]	AMP [dB]	Level [dBµV/m]	Limit [dBµV/m]	Margin [dB]	Detector	Polarity
1	2483.500	10.28	27.53	3.62	0.00	41.43	74.00	32.57	PK	Horizontal
2	2491.426	12.94	27.57	3.63	0.00	44.14	74.00	29.86	PK	Horizontal

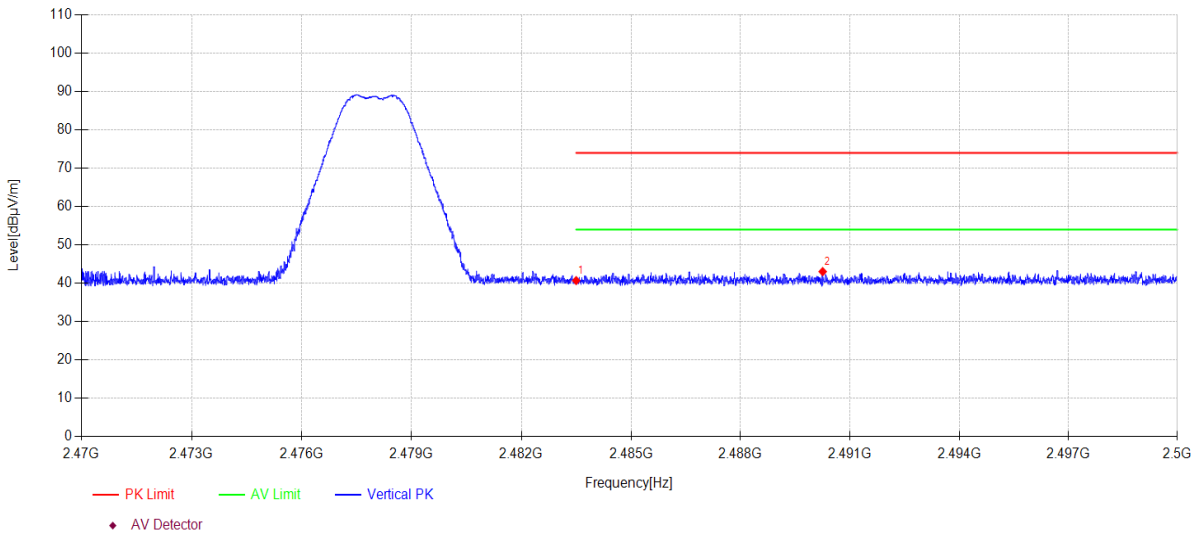
Note:

1. Level = Reading + Cable loss + Antenna Factor + AMP
2. If Peak Result complies with AV limit, AV Result is deemed to comply with AV limit.
3. Test setup: RBW: 1 MHz, VBW: 3 MHz, Sweep time: auto.

TR-4-E-009 Radiated Emission Test Result

Test Date: 2024-06-18 **Tested By:** Genliu
EUT: BLUETOOTH HEADSET **Model Number:** TUNE BUDS 2
Test Mode: BLE 2M TX 2478MHz **Power Supply:** Battery
Condition: Temp:21.7°C;Humi:60.7% **Test Site:** DDT 3# Chamber
File Path: d:\ts\2024 report data\Q24061107-1E\FCC ABOVE 1G\30
Memo: Left side Sample Number: S24061107-055

Test Graph



Data List										
N O.	Freq. [MHz]	Reading [dBµV/m]	Antenna Factor [dB]	Cable loss [dB]	AMP [dB]	Level [dBµV/m]	Limit [dBµV/m]	Margin [dB]	Detector	Polarity
1	2483.500	9.56	27.53	3.62	0.00	40.71	74.00	33.29	PK	Vertical
2	2490.253	11.87	27.56	3.62	0.00	43.05	74.00	30.95	PK	Vertical

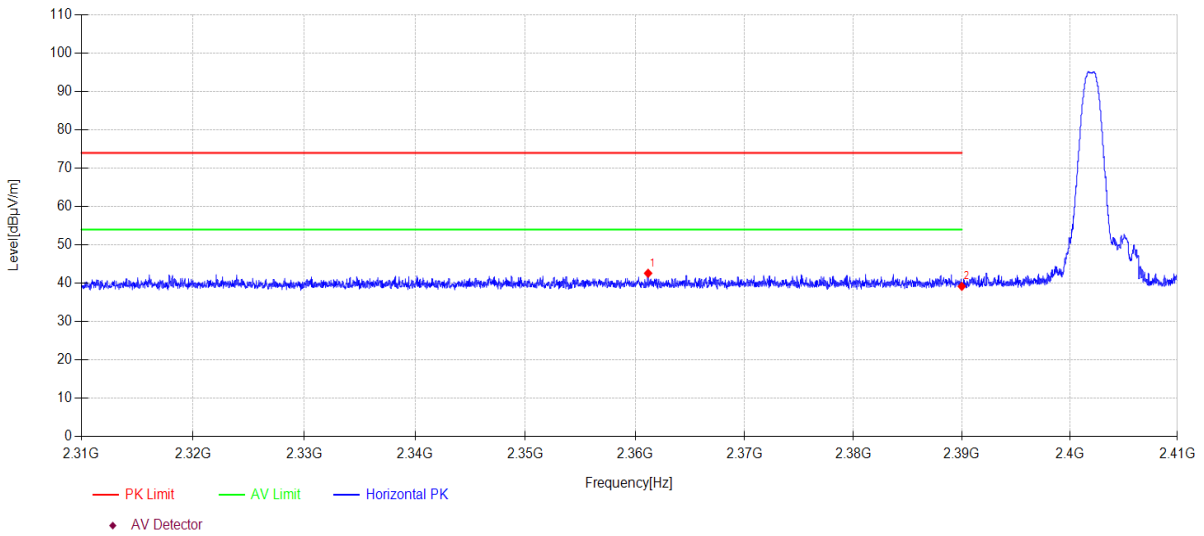
Note:

1. Level = Reading + Cable loss + Antenna Factor + AMP
2. If Peak Result complies with AV limit, AV Result is deemed to comply with AV limit.
3. Test setup: RBW: 1 MHz, VBW: 3 MHz, Sweep time: auto.

TR-4-E-009 Radiated Emission Test Result

Test Date: 2024-06-18 **Tested By:** Genliu
EUT: BLUETOOTH HEADSET **Model Number:** TUNE BUDS 2
Test Mode: BLE 1M TX 2402MHz **Power Supply:** Battery
Condition: Temp:21.7°C;Humi:60.7% **Test Site:** DDT 3# Chamber
File Path: d:\ts\2024 report data\Q24061107-1E\FCC ABOVE 1G\63
Memo: Right side Sample Number: S24061107-055

Test Graph



Data List										
N O.	Freq. [MHz]	Reading [dBµV/m]	Antenna Factor [dB]	Cable loss [dB]	AMP [dB]	Level [dBµV/m]	Limit [dBµV/m]	Margin [dB]	Detector	Polarity
1	2361.180	11.92	27.14	3.55	0.00	42.61	74.00	31.39	PK	Horizontal
2	2390.000	8.37	27.26	3.57	0.00	39.20	74.00	34.80	PK	Horizontal

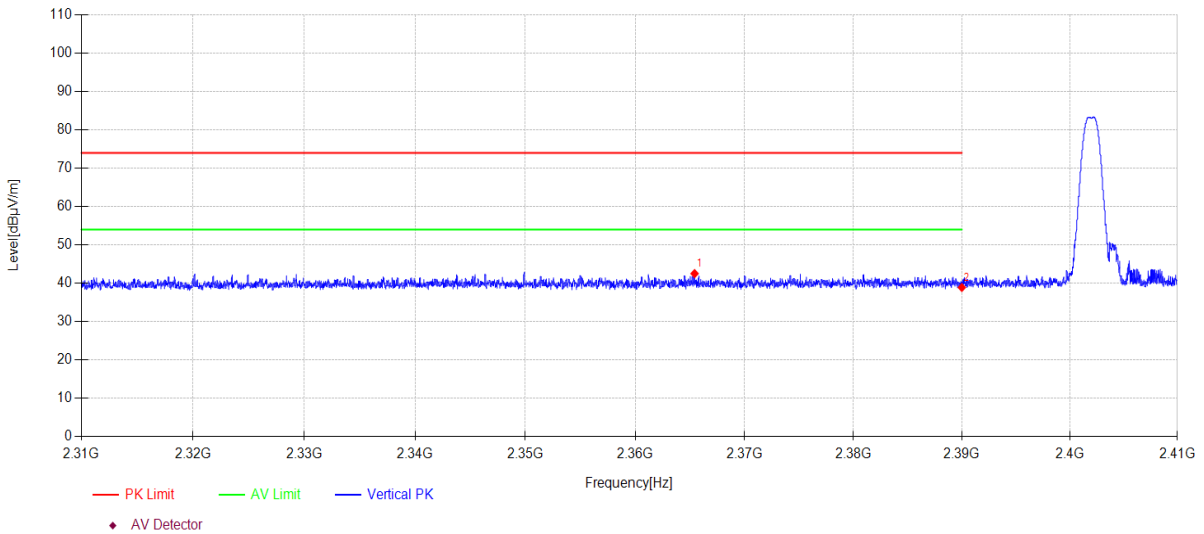
Note:

- Level = Reading + Cable loss + Antenna Factor + AMP
- If Peak Result complies with AV limit, AV Result is deemed to comply with AV limit.
- Test setup: RBW: 1 MHz, VBW: 3 MHz, Sweep time: auto.

TR-4-E-009 Radiated Emission Test Result

Test Date: 2024-06-18 **Tested By:** Genliu
EUT: BLUETOOTH HEADSET **Model Number:** TUNE BUDS 2
Test Mode: BLE 1M TX 2402MHz **Power Supply:** Battery
Condition: Temp:21.7°C;Humi:60.7% **Test Site:** DDT 3# Chamber
File Path: d:\ts\2024 report data\Q24061107-1E\FCC ABOVE 1G\64
Memo: Right side Sample Number: S24061107-055

Test Graph



Data List										
N O.	Freq. [MHz]	Reading [dBµV/m]	Antenna Factor [dB]	Cable loss [dB]	AMP [dB]	Level [dBµV/m]	Limit [dBµV/m]	Margin [dB]	Detector	Polarity
1	2365.430	11.81	27.16	3.55	0.00	42.52	74.00	31.48	PK	Vertical
2	2390.000	8.08	27.26	3.57	0.00	38.91	74.00	35.09	PK	Vertical

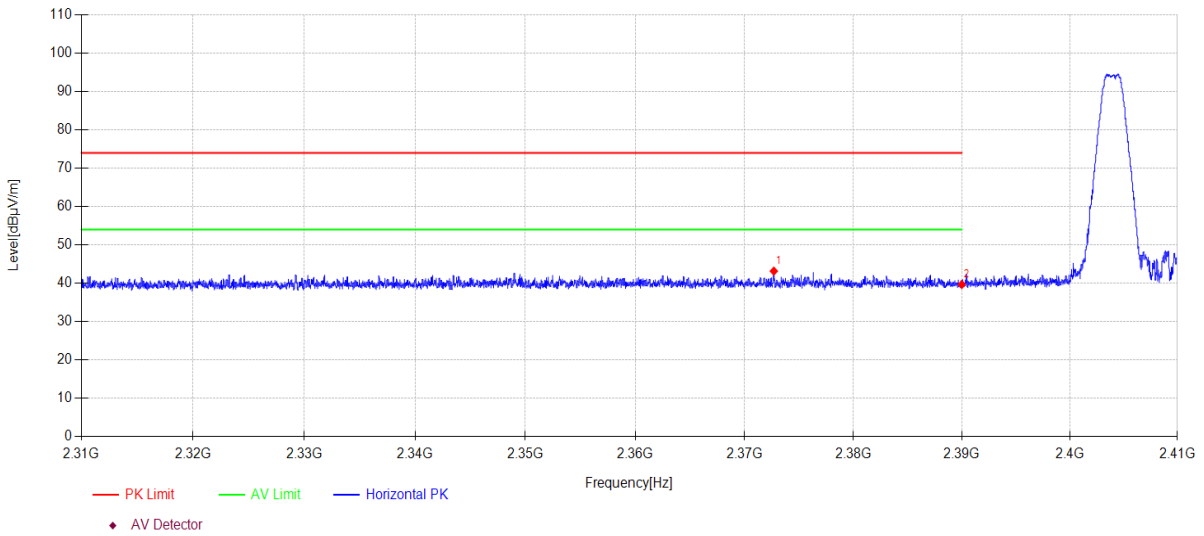
Note:

- Level = Reading + Cable loss + Antenna Factor + AMP
- If Peak Result complies with AV limit, AV Result is deemed to comply with AV limit.
- Test setup: RBW: 1 MHz, VBW: 3 MHz, Sweep time: auto.

TR-4-E-009 Radiated Emission Test Result

Test Date: 2024-06-18 **Tested By:** Genliu
EUT: BLUETOOTH HEADSET **Model Number:** TUNE BUDS 2
Test Mode: BLE 2M TX 2404MHz **Power Supply:** Battery
Condition: Temp:21.7°C;Humi:60.7% **Test Site:** DDT 3# Chamber
File Path: d:\ts\2024 report data\Q24061107-1E\FCC ABOVE 1G\65
Memo: Right side Sample Number: S24061107-055

Test Graph



Data List										
N O.	Freq. [MHz]	Reading [dBµV/m]	Antenna Factor [dB]	Cable loss [dB]	AMP [dB]	Level [dBµV/m]	Limit [dBµV/m]	Margin [dB]	Detector	Polarity
1	2372.690	12.42	27.19	3.56	0.00	43.17	74.00	30.83	PK	Horizontal
2	2390.000	8.86	27.26	3.57	0.00	39.69	74.00	34.31	PK	Horizontal

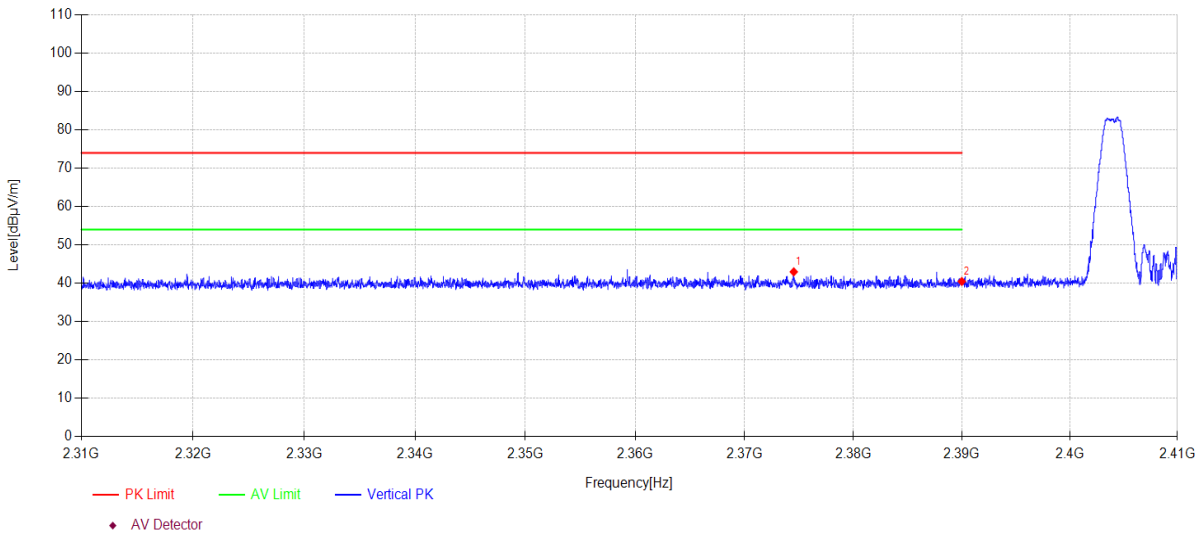
Note:

1. Level = Reading + Cable loss + Antenna Factor + AMP
2. If Peak Result complies with AV limit, AV Result is deemed to comply with AV limit.
3. Test setup: RBW: 1 MHz, VBW: 3 MHz, Sweep time: auto.

TR-4-E-009 Radiated Emission Test Result

Test Date: 2024-06-18 **Tested By:** Genliu
EUT: BLUETOOTH HEADSET **Model Number:** TUNE BUDS 2
Test Mode: BLE 2M TX 2404MHz **Power Supply:** Battery
Condition: Temp:21.7°C;Humi:60.7% **Test Site:** DDT 3# Chamber
File Path: d:\ts\2024 report data\Q24061107-1E\FCC ABOVE 1G\66
Memo: Right side Sample Number: S24061107-055

Test Graph



Data List										
N O.	Freq. [MHz]	Reading [dBµV/m]	Antenna Factor [dB]	Cable loss [dB]	AMP [dB]	Level [dBµV/m]	Limit [dBµV/m]	Margin [dB]	Detector	Polarity
1	2374.520	12.23	27.20	3.56	0.00	42.99	74.00	31.01	PK	Vertical
2	2390.000	9.65	27.26	3.57	0.00	40.48	74.00	33.52	PK	Vertical

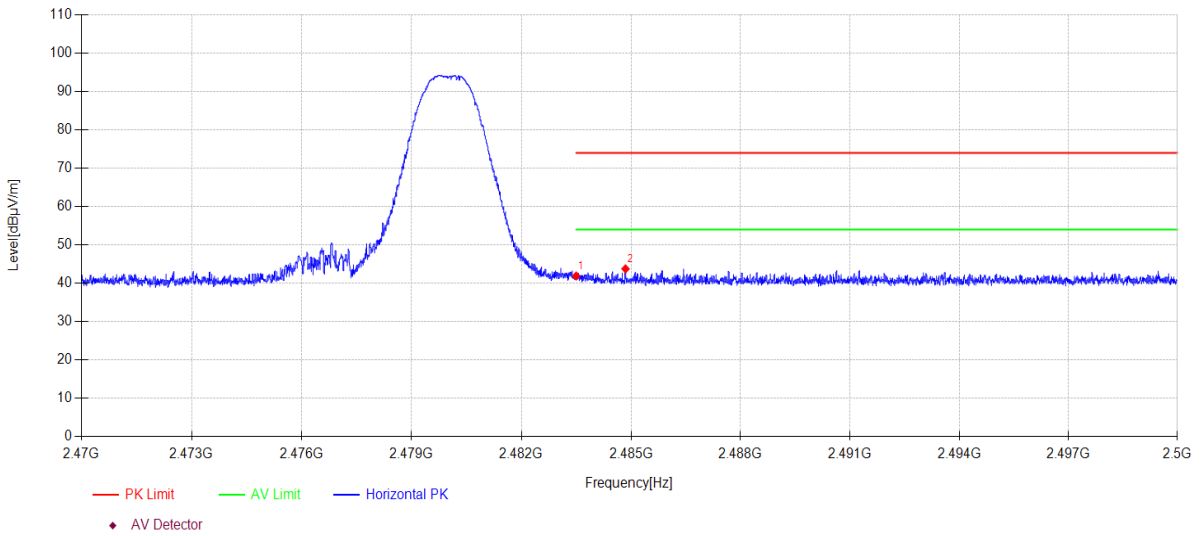
Note:

1. Level = Reading + Cable loss + Antenna Factor + AMP
2. If Peak Result complies with AV limit, AV Result is deemed to comply with AV limit.
3. Test setup: RBW: 1 MHz, VBW: 3 MHz, Sweep time: auto.

TR-4-E-009 Radiated Emission Test Result

Test Date: 2024-06-18 **Tested By:** Genliu
EUT: BLUETOOTH HEADSET **Model Number:** TUNE BUDS 2
Test Mode: BLE 1M TX 2480MHz **Power Supply:** Battery
Condition: Temp:21.7°C;Humi:60.7% **Test Site:** DDT 3# Chamber
File Path: d:\ts\2024 report data\Q24061107-1E\FCC ABOVE 1G\69
Memo: Right side Sample Number: S24061107-055

Test Graph



Data List										
N O.	Freq. [MHz]	Reading [dBµV/m]	Antenna Factor [dB]	Cable loss [dB]	AMP [dB]	Level [dBµV/m]	Limit [dBµV/m]	Margin [dB]	Detector	Polarity
1	2483.500	10.75	27.53	3.62	0.00	41.90	74.00	32.10	PK	Horizontal
2	2484.850	12.60	27.54	3.62	0.00	43.76	74.00	30.24	PK	Horizontal

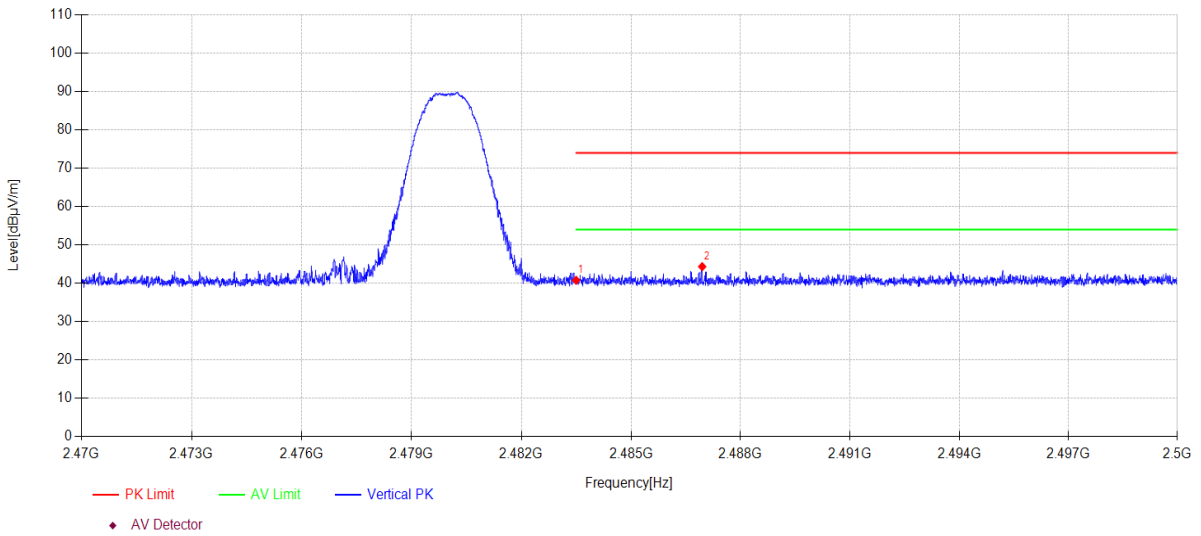
Note:

1. Level = Reading + Cable loss + Antenna Factor + AMP
2. If Peak Result complies with AV limit, AV Result is deemed to comply with AV limit.
3. Test setup: RBW: 1 MHz, VBW: 3 MHz, Sweep time: auto.

TR-4-E-009 Radiated Emission Test Result

Test Date: 2024-06-18 **Tested By:** Genliu
EUT: BLUETOOTH HEADSET **Model Number:** TUNE BUDS 2
Test Mode: BLE 1M TX 2480MHz **Power Supply:** Battery
Condition: Temp:21.7°C;Humi:60.7% **Test Site:** DDT 3# Chamber
File Path: d:\ts\2024 report data\Q24061107-1E\FCC ABOVE 1G\70
Memo: Right side Sample Number: S24061107-055

Test Graph



Data List										
N O.	Freq. [MHz]	Reading [dBµV/m]	Antenna Factor [dB]	Cable loss [dB]	AMP [dB]	Level [dBµV/m]	Limit [dBµV/m]	Margin [dB]	Detector	Polarity
1	2483.500	9.64	27.53	3.62	0.00	40.79	74.00	33.21	PK	Vertical
2	2486.950	13.17	27.55	3.62	0.00	44.34	74.00	29.66	PK	Vertical

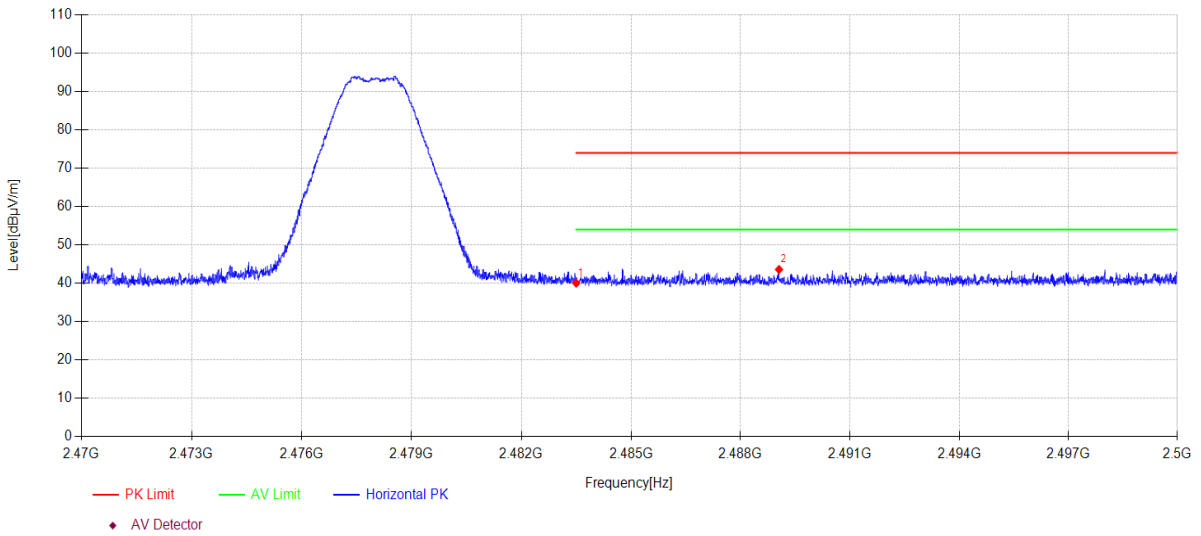
Note:

1. Level = Reading + Cable loss + Antenna Factor + AMP
2. If Peak Result complies with AV limit, AV Result is deemed to comply with AV limit.
3. Test setup: RBW: 1 MHz, VBW: 3 MHz, Sweep time: auto.

TR-4-E-009 Radiated Emission Test Result

Test Date: 2024-06-18 **Tested By:** Genliu
EUT: BLUETOOTH HEADSET **Model Number:** TUNE BUDS 2
Test Mode: BLE 2M TX 2478MHz **Power Supply:** Battery
Condition: Temp:21.7°C;Humi:60.7% **Test Site:** DDT 3# Chamber
File Path: d:\ts\2024 report data\Q24061107-1E\FCC ABOVE 1G\67
Memo: Right side Sample Number: S24061107-055

Test Graph



Data List										
N O.	Freq. [MHz]	Reading [dBµV/m]	Antenna Factor [dB]	Cable loss [dB]	AMP [dB]	Level [dBµV/m]	Limit [dBµV/m]	Margin [dB]	Detector	Polarity
1	2483.500	8.91	27.53	3.62	0.00	40.06	74.00	33.94	PK	Horizontal
2	2489.056	12.41	27.56	3.62	0.00	43.59	74.00	30.41	PK	Horizontal

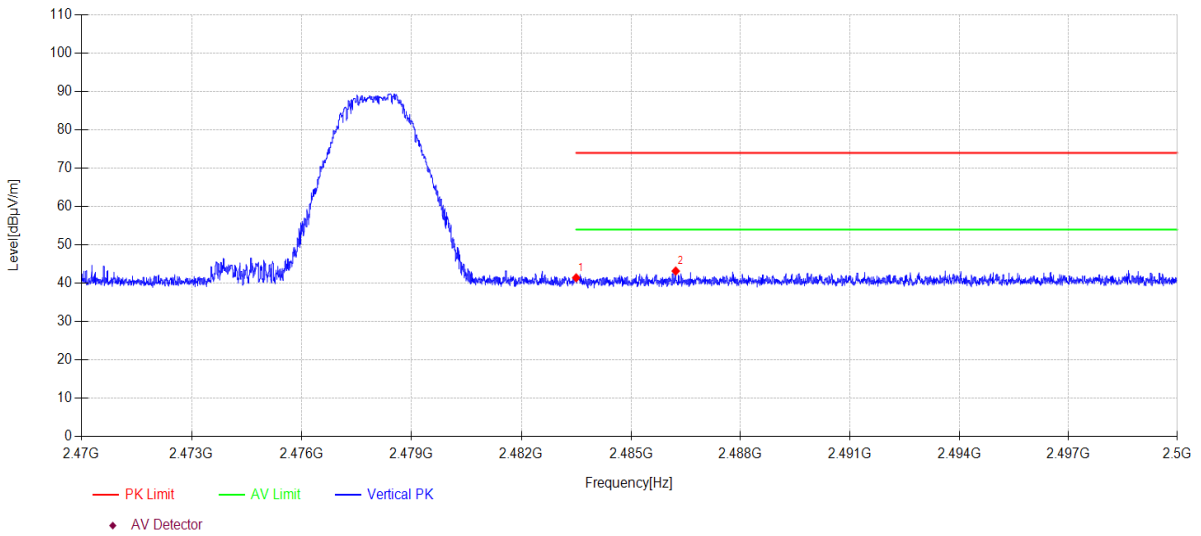
Note:

1. Level = Reading + Cable loss + Antenna Factor + AMP
2. If Peak Result complies with AV limit, AV Result is deemed to comply with AV limit.
3. Test setup: RBW: 1 MHz, VBW: 3 MHz, Sweep time: auto.

TR-4-E-009 Radiated Emission Test Result

Test Date: 2024-06-18 **Tested By:** Genliu
EUT: BLUETOOTH HEADSET **Model Number:** TUNE BUDS 2
Test Mode: BLE 2M TX 2478MHz **Power Supply:** Battery
Condition: Temp:21.7°C;Humi:60.7% **Test Site:** DDT 3# Chamber
File Path: d:\ts\2024 report data\Q24061107-1E\FCC ABOVE 1G\68
Memo: Right side Sample Number: S24061107-055

Test Graph



Data List										
N O.	Freq. [MHz]	Reading [dBµV/m]	Antenna Factor [dB]	Cable loss [dB]	AMP [dB]	Level [dBµV/m]	Limit [dBµV/m]	Margin [dB]	Detector	Polarity
1	2483.500	10.28	27.53	3.62	0.00	41.43	74.00	32.57	PK	Vertical
2	2486.224	12.03	27.54	3.62	0.00	43.19	74.00	30.81	PK	Vertical

Note:

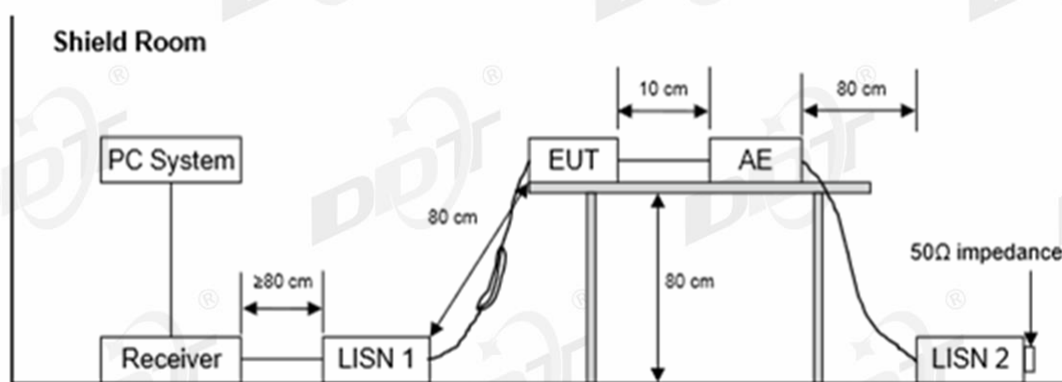
1. Level = Reading + Cable loss + Antenna Factor + AMP
2. If Peak Result complies with AV limit, AV Result is deemed to comply with AV limit.
3. Test setup: RBW: 1 MHz, VBW: 3 MHz, Sweep time: auto.

14. Power Line Conducted Emissions

14.1. Test equipment

Equipment	Manufacturer	Model No.	Serial No.	Cal Due To
EMI Test Receiver	R&S	ESCI	100551	2024/07/10
Two Line V-Network	R&S	ENV216	101109	2024/07/10
Artificial mains	R&S	ESH2-Z5	100309	2024/07/11
Pulse Limiter	SCHWARZBEC K	ESH3-Z2	101242	2024/07/14
CE Cable 1	R&S	ESU8/RF2	W10.01	2024/07/14
EMI Test Software	Audix/TW	e3	V 6.11111b	N/A

14.2. Block diagram of test setup



14.3. Limits

Frequency	Quasi-Peak Level dB(mV)	Average Level dB(mV)
150 kHz~500 kHz	66 ~ 56*	56 ~ 46*
500 kHz~5 MHz	56	46
5 MHz~30 MHz	60	50

Note 1: * Decreasing linearly with logarithm of frequency.

Note 2: The lower limit shall apply at the transition frequencies.

14.4. Assistant equipment used for test

Assistant equipment	Manufacturer	Model number	Description	other
Adapter	HUAWEI	HW-100400C01	Huawei Fast Charge 2 #	Input: 100-240V~50/60Hz, Output: 5V/2A or 9V/2A or 10V/4A MAX

14.5. Test procedure

The EUT and Support equipment, if needed, were put placed on a non-metallic table, 80cm above the ground plane.

All support equipment power received from a second LISN.

Emissions were measured on each current carrying line of the EUT using an EMI Test Receiver connected to the LISN powering the EUT.

The Receiver scanned from 150 kHz to 30 MHz for emissions in each of the test modes.

During the above scans, the emissions were maximized by cable manipulation.

The test mode(s) described in clause 2.4 were scanned during the preliminary test.

After the preliminary scan, we found the test mode producing the highest emission level.

The EUT configuration and worse cable configuration of the above highest emission levels were recorded for reference of the final test.

EUT and support equipment were set up on the test bench as per the configuration with highest emission level in the preliminary test.

A scan was taken on both power lines, Neutral and Line, recording at least the six highest emissions.

Emission frequency and amplitude were recorded into a computer in which correction factors were used to calculate the emission level and compare reading to the applicable limit.

The test data of the worst-case condition(s) was recorded.

The bandwidth of test receiver is set at 9 kHz.

14.6. Test result

PASS. (See below detailed test result)

Note1: All emissions not reported below are too low against the prescribed limits.

Note2: “----” means Peak detection; “-----” means Average detection.

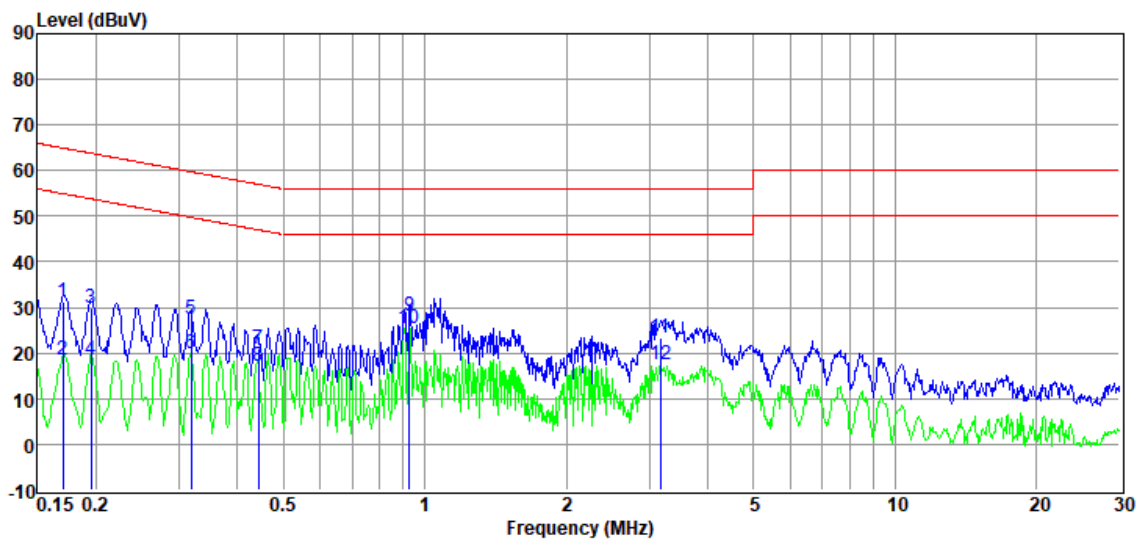
Note3: Pre-test AC conducted emission at both voltage AC 120V/60Hz and AC 240V/50Hz, recorded the worst case.

14.7. Test data

TR-4-E-010 Conducted Emission Test Result

Test Site	: DDT 1# Shield Room	D:\2024 CE report data\Q24061107-1E\CE.EM6	
Test Date	: 2024-07-03	Tested By	: Croydon Deng
EUT	: BLUETOOTH HEADSET	Model Number	: TUNE BUDS 2
Power Supply	: AC 120V/60Hz	Test Mode	: Tx mode
Condition	: TEMP:23.0°C, RH:64.5%	LISN	: 2023 1# ENV216/NEUTRAL
Memo	:		

Data: 6



Item (Mark)	Freq. (MHz)	Read Level (dBμV)	LISN Factor (dB)	Cable Loss (dB)	Pulse Limiter Factor (dB)	Result Level (dBμV)	Limit Line (dBμV)	Over Limit (dB)	Detector	Phase
1	0.17	10.64	9.89	0.92	9.68	31.13	64.94	-33.81	QP	NEUTRAL
2	0.17	-2.00	9.89	0.92	9.68	18.49	54.94	-36.45	Average	NEUTRAL
3	0.20	9.65	9.74	0.91	9.69	29.99	63.80	-33.81	QP	NEUTRAL
4	0.20	-1.85	9.74	0.91	9.69	18.49	53.80	-35.31	Average	NEUTRAL
5	0.32	7.09	9.70	0.87	9.70	27.36	59.75	-32.39	QP	NEUTRAL
6	0.32	-0.35	9.70	0.87	9.70	19.92	49.75	-29.83	Average	NEUTRAL
7	0.44	0.54	9.76	0.85	9.71	20.86	57.02	-36.16	QP	NEUTRAL
8	0.44	-3.04	9.76	0.85	9.71	17.28	47.02	-29.74	Average	NEUTRAL
9	0.93	7.89	9.80	0.68	9.73	28.10	56.00	-27.90	QP	NEUTRAL
10	0.93	5.21	9.80	0.68	9.73	25.42	46.00	-20.58	Average	NEUTRAL
11	3.17	3.33	9.72	0.58	9.78	23.41	56.00	-32.59	QP	NEUTRAL
12	3.17	-2.75	9.72	0.58	9.78	17.33	46.00	-28.67	Average	NEUTRAL

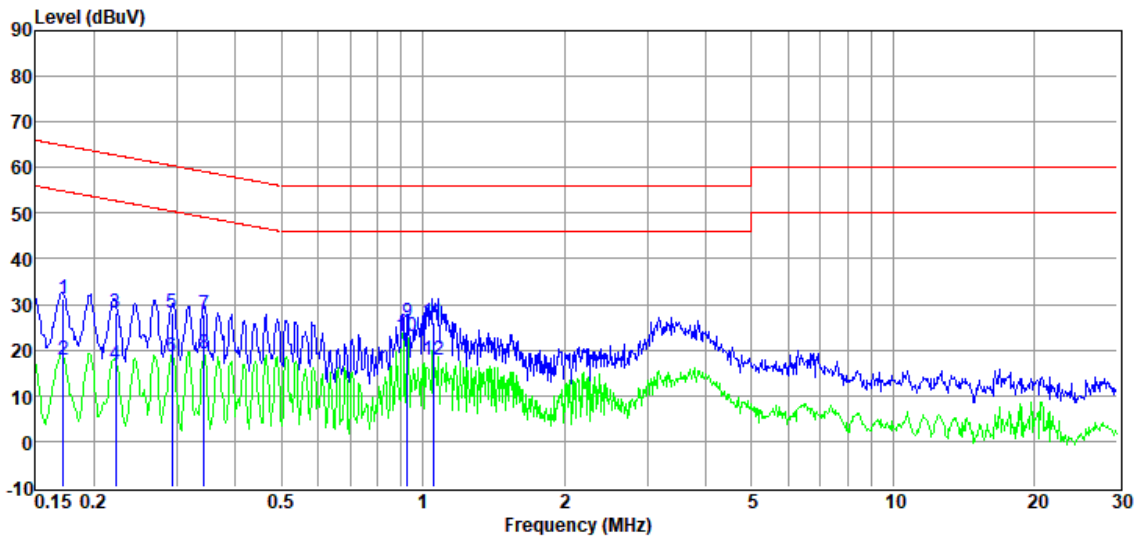
Note:

1. Result Level = Read Level + LISN Factor + Pulse Limiter Factor + Cable loss.
2. If QP Result complies with AV limit, AV Result is deemed to comply with AV limit.
3. Test setup: RBW: 200 Hz (9 kHz—150 kHz), 9 kHz (150 kHz—30 MHz).
4. Step size: 80Hz (0.009MHz-0.15MHz), 4 kHz (0.15MHz-30MHz), Scan time: auto.

TR-4-E-010 Conducted Emission Test Result

Test Site : DDT 1# Shield Room D:\2024 CE report data\Q24061107-1E\CE.EM6
Test Date : 2024-07-03 **Tested By** : Croydon Deng
EUT : BLUETOOTH HEADSET **Model Number** : TUNE BUDS 2
Power Supply : AC 120V/60Hz **Test Mode** : Tx mode
Condition : TEMP:23.0°C, RH:64.5% **LISN** : 2023 1# ENV216/LINE
Memo :

Data: 8



Item (Mark)	Freq. (MHz)	Read Level (dBμV)	LISN Factor (dB)	Cable Loss (dB)	Pulse Limiter Factor (dB)	Result Level (dBμV)	Limit Line (dBμV)	Over Limit (dB)	Detector	Phase
1	0.17	10.86	9.74	0.92	9.68	31.20	64.86	-33.66	QP	LINE
2	0.17	-2.43	9.74	0.92	9.68	17.91	54.86	-36.95	Average	LINE
3	0.22	7.74	9.79	0.90	9.69	28.12	62.74	-34.62	QP	LINE
4	0.22	-3.65	9.79	0.90	9.69	16.73	52.74	-36.01	Average	LINE
5	0.29	7.90	9.80	0.88	9.70	28.28	60.46	-32.18	QP	LINE
6	0.29	-1.94	9.80	0.88	9.70	18.44	50.46	-32.02	Average	LINE
7	0.34	7.48	9.75	0.87	9.70	27.80	59.13	-31.33	QP	LINE
8	0.34	-1.20	9.75	0.87	9.70	19.12	49.13	-30.01	Average	LINE
9	0.93	6.19	9.60	0.68	9.73	26.20	56.00	-29.80	QP	LINE
10	0.93	3.15	9.60	0.68	9.73	23.16	46.00	-22.84	Average	LINE
11	1.05	6.13	9.65	0.67	9.73	26.18	56.00	-29.82	QP	LINE
12	1.05	-2.32	9.65	0.67	9.73	17.73	46.00	-28.27	Average	LINE

Note:

1. Result Level = Read Level +LISN Factor + Pulse Limiter Factor + Cable loss.
2. If QP Result complies with AV limit, AV Result is deemed to comply with AV limit.
3. Test setup: RBW: 200 Hz (9 kHz—150 kHz), 9 kHz (150 kHz—30 MHz).
4. Step size: 80Hz (0.009MHz-0.15MHz), 4 kHz (0.15MHz-30MHz), Scan time: auto.

16. Photos of the EUT

Please refer to DDT-Q24061107-2E appendix I

-----End Report-----