


# Appendix D

## Test setup photograph


# Table of Contents

1. 2.4G Tissue Head-worn Photograph..... 3


1. 2.4G Tissue Head-worn Photograph




L Top Side-0mm




L Bottom Side-0mm




L Left Side-0mm




L Right Side-0mm




L Front side-0mm



L Back Side-0mm



R Top Side-0mm




R Bottom Side-0mm




R Left Side-0mm



R Right Side-0mm



R Front Side-0mm



R Back Side-0mm