


QUICK START GUIDE



TUNE125TWS



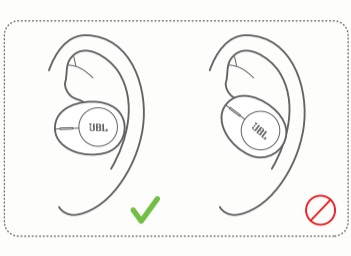
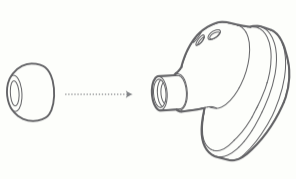
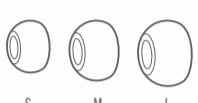
WHAT'S IN THE BOX




USB TYPE - C



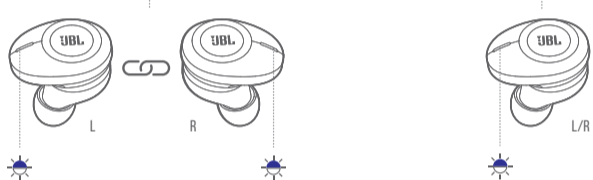
HOW TO WEAR



FIRST TIME USE



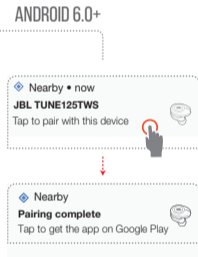
POWER ON & CONNECT



PAIRING

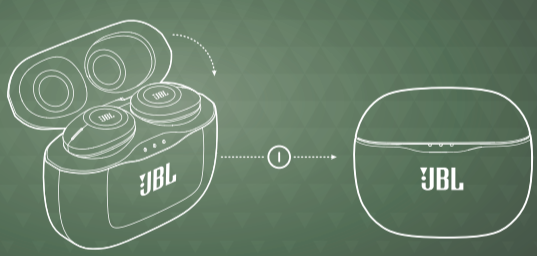


CHOOSE "JBL TUNE125TWS" TO CONNECT



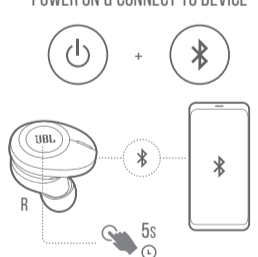
GOOGLE FAST PAIR

POWER OFF

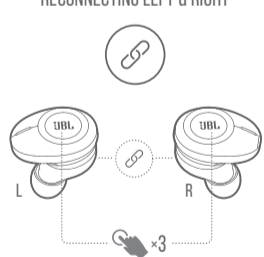


MANUAL CONTROLS

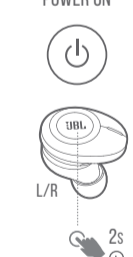
POWER ON & CONNECT TO DEVICE



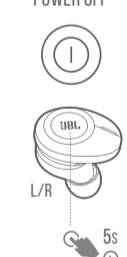
RECONNECTING LEFT & RIGHT



POWER ON



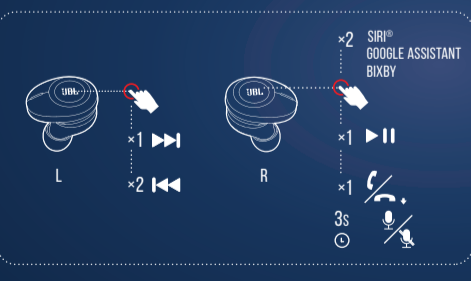
POWER OFF



BUTTON COMMAND



1. STEREO MODE

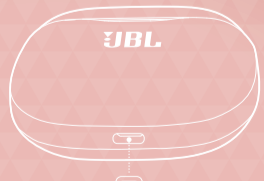


2. MONO MODE



SEAMLESS AUTOMATIC SWITCH

CHARGING



USB TYPE - C



LED BEHAVIORS

