

# SPECIFICATION



Daxian Communication Technology Limited

## 深圳市大显科技有限公司

Shenzhen Daxian Technology Co., Ltd.

### 通力 PB320 BT 天线组件

### Tonly PB320 BT Antenna assembly

## 产品规格书

## Product Specification

客户 connection	通力 Tonly	频段 frequency range	2400 ~ 2500MHz
项目名称 entry name	PB320	版本 edition	V05
物料编号 Material No	1P-B320X-020	颜色 Color	黑色 Black
客户料号 Customer Item Number	<b>290000-019528</b>		
R F 设计 R F Design	沈川 Chuan.Shen	结构设计 Structural Design	闭业智 YeZhi.Bi
品质经理 Quality Manager	胡子寅 Ziyin.Hu	技术总监 Technical Director	张磊 Lei.Zhang
日期 Date	2023-08-22		

客户确认:

Customer confirmation:

装配是否符合贵司要求: OK NGWhether the assembly meets your company's requirements: OK NG

### 深圳市大显科技有限公司

### Shenzhen Topant Technology Co., Ltd.

深圳市龙岗区布吉镇吉华路 513 号上水径村(国防培训基地  
对面) 达成工业园综合楼 7 楼

TEL:0755-28576002

FAX:0755-84276383

上海分部: 上海市张江高科技园区集成电路产业区龙东大道  
3000 号 8 号楼 201 室

TEL:021-61630552

FAX:755-84276383

Buji Town, Longgang District, Shenzhen, China Jihua Road 513,  
Shangshuijing Village (opposite the national defense  
training base) Dacheng Industrial Park, Building 7.

TEL:0755-28576002

FAX:0755-84276383

Room201, Building8, LongDongRoad3000#, Semiconductor Industry  
Park, ZhangJiang Hitech Zone, ShangHai

TEL:021-61630552

FAX:755-84276383



# 索引 Indexes

一、项目说明 Project Description.....	4
二、 BT 天线 antenna.....	4
1、 规格 specifications.....	4
1.1 电气规格标准 Electrical specifications and standards.....	5
1.1.1 电性能指标 Electrical performance index.....	5
1.1.2 天线位置图片 Antenna position picture.....	5
1.2 结构规格标准 Structural specifications and standards.....	5
1.2.1 天线组成 Antenna composition..	5
2、测试环境 testing environment.....	6
3、测试 test. ....	7
3.1 驻波(VSWR)的测试 Test of standing wave (VSWR).....	7
3.1.1 测试连接 Test connection.....	7
3.2 效率、功率 (TRP)、灵敏度 (TIS) 的测试 Testing of efficiency, power (TRP), sensitivity (TIS).....	7
3.2.1 测试的场地 Test site.....	7
3.2.2 测试的仪表 Tested Instruments.....	7
3.2.3 测试数据 test data.....	7-8
4、 VSWR 参数图 Parameter diagram.....	8
5、无源场型图 Passive field pattern diagram.....	9
5.1-5.2 OTA 场型图 Field pattern diagram-TRP&TIS.....	10-11
6、哈曼 RF 衰减实验室 Harman RF Attenuation Laboratory.....	12
7、户外拉距测试 Outdoor Pull distance test.....	12
8、哈曼 RF 衰减测试数据 Harman RF attenuation test data.....	13
9、结论 conclusion.....	13
三、工程图 schedule drawing.....	14

[www.Topant.com.cn](http://www.Topant.com.cn)  
Confidentiality requirements

Shenzhen Daxian Technology Co., Ltd. already possesses the information provided by the proprietary technology, which should be strictly confidential and not allowed to be disclosed to any person or company without the prior written consent of Shenzhen Daxian Technology Co., Ltd

## 一 项目说明 Project Description

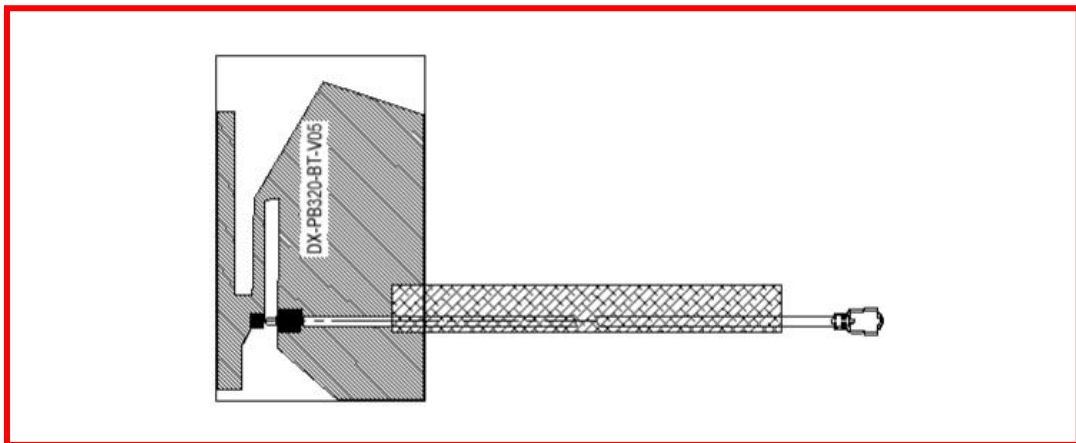
客户名: Customer Name:	通力 Tonly
整机类型: Type of complete machine:	音箱 loudspeaker box
天线频段: Antenna band:	2400 ~ 2500MHz
天线形式: Antenna form:	FPC+同轴线+线材海绵 FPC+coaxial line+wire sponge
馈电形式: Feed form:	焊接 weld
馈脚数量: Number of feed legs:	两个 Two
硬件版本: Hardware version:	/

## 二 BT 天线组件 Antenna assembly

### 1 规格 specifications

本报告主要提供 PB320 项目天线的各项电气和结构性能参数的测试状况。下图为大显设计的天线图片。

This report mainly provides the testing status of various electrical and structural performance parameters of the antenna for the PB320 project. The following image shows an antenna with a large display design.



天线外观图

antenna appearing diagram

[www.Topant.com.cn](http://www.Topant.com.cn)  
Confidentiality requirements

Shenzhen Daxian Technology Co., Ltd. already possesses the information provided by the proprietary technology, which should be strictly confidential and not allowed to be disclosed to any person or company without the prior written consent of Shenzhen Daxian Technology Co., Ltd

## 1.1 电气规格标准 Electrical specifications and standards


### 1.1.1 电性能指标 Electrical performance index

天线工作频段在 **2400 ~ 2500 MHz**。下表是大显设计和量产天线的电性能指标。

The operating frequency band of the antenna is between **2400 and 2500 MHz**. The following table shows the electrical performance indicators of large display design and mass production antennas.

Frequency Range	Frequency (MHz)	VSWR
BT	2400 ~ 2500	$\leq 2$

### 1.1.2 天线位置图片 Antenna position picture



## 2 结构规格标准 Structural specifications and standards

### 1.2.1 天线组成 Antenna composition

天线主要是由 FPC+同轴线+线材海绵 组成。

The antenna is mainly composed of FPC+coaxial line+wire sponge.

[www.Topant.com.cn](http://www.Topant.com.cn)  
Confidentiality requirements

Shenzhen Daxian Technology Co., Ltd. already possesses the information provided by the proprietary technology, which should be strictly confidential and not allowed to be disclosed to any person or company without the prior written consent of Shenzhen Daxian Technology Co., Ltd

## 2. 测试设备 The Equipment of Active Test

Satimo 3D Chamber 6×4×4( m )

Agilent 8960 E5515c

Network analyzer-R&S ZVL



图 2

Figure 2

[www.Topant.com.cn](http://www.Topant.com.cn)  
Confidentiality requirements

Shenzhen Daxian Technology Co., Ltd. already possesses the information provided by the proprietary technology, which should be strictly confidential and not allowed to be disclosed to any person or company without the prior written consent of Shenzhen Daxian Technology Co., Ltd

### 3 测试 test

#### 3.1 驻波(VSWR)的测试 Test of standing wave (VSWR)

3.1.1 测试连接: VSWR 测试装置依次连接为: R&S ZVL 网络分析仪 → 测试线 → 测试治

Test connection: The VSWR test device is sequentially connected as follows: R&S ZVL network analyzer → test line → test fixture

实测(附图)Actual measurement (attached drawing)

#### 3.2 增益及效率、功率 (TRP)、灵敏度 (TIS) 的测试

Gain and efficiency, power (TRP), sensitivity (TIS) testing

##### 3.2.1 测试的场地 Test site:

大显微波暗室。测试频率范围为 400MHz—6GHz, 静区范围为 50cm 圆周, 反射率小于-50 dB。

Large display microwave anechoic chamber. The test frequency range is 400MHz - 6GHz, the static zone range is 50cm circumferential, and the reflectivity is less than - 50dB.

##### 3.2.2 测试的仪表 Tested Instruments:

R&S ZVL 网络分析仪、Agilent8960 E5515C、标准喇叭天线、法国 SATIMO-SG24SYSTEM 系统、打印机等。

R&S ZVL network analyzer, Agilent 8960 E5515C, standard horn antenna, French SATIMO-SG24SYSTEM system, printer, etc.

##### 3.2.3 测试数据 : 在微波暗室中, 测试的功率和灵敏度相关的数值如下表

Test data: In a microwave anechoic chamber, the values related to the power and sensitivity tested are shown in the table below

#### OTA 有源测试 OTA active testing:

BAND	CH	TRP (dBm)	TIS (dBm)
BT	0	10.67	-90.85
	39	10.89	-90.32
	78	10.74	-90.69

[www.Topant.com.cn](http://www.Topant.com.cn)  
Confidentiality requirements

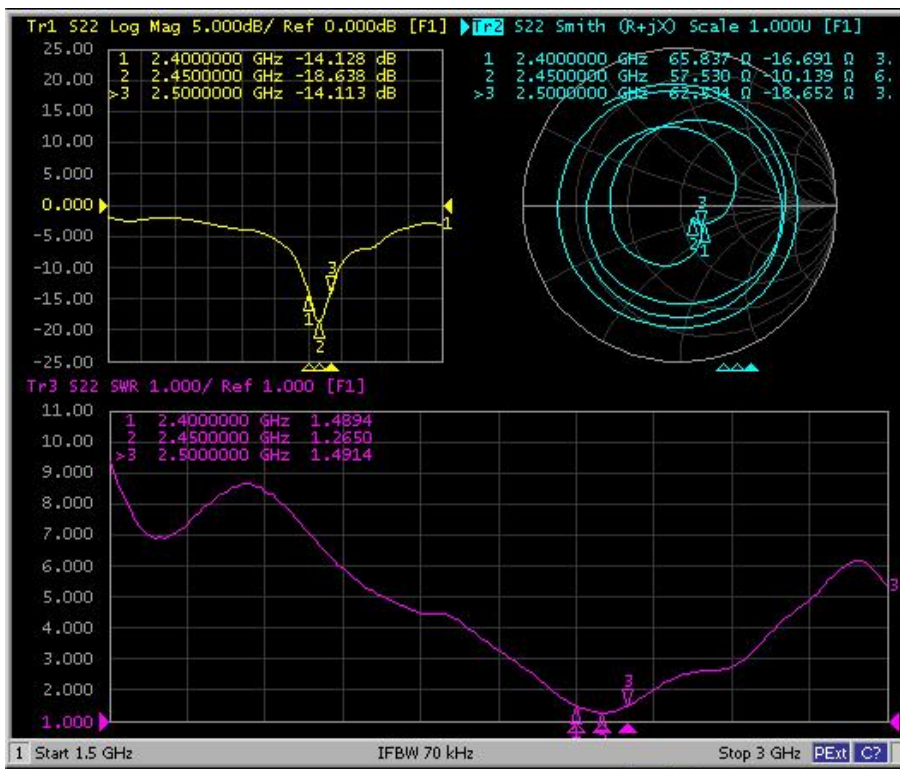
Shenzhen Daxian Technology Co., Ltd. already possesses the information provided by the proprietary technology, which should be strictly confidential and not allowed to be disclosed to any person or company without the prior written consent of Shenzhen Daxian Technology Co., Ltd



无源效率&增益 Passive efficiency&gain

Freq (MHz)	Effi (%)	Effi (dB)	Gain (dBi)
2400	42.39	-3.73	2.22
2410	42.23	-3.74	2.15
2420	43.14	-3.65	2.29
2430	43.76	-3.59	2.35
2440	44.41	-3.53	2.39
2450	44.65	-3.50	2.17
2460	44.48	-3.52	2.25
2470	43.74	-3.59	2.28
2480	43.26	-3.64	2.29
2490	42.78	-3.69	2.18
2500	42.24	-3.74	2.33

4、VSWR 参数图 VSWR parameter diagram

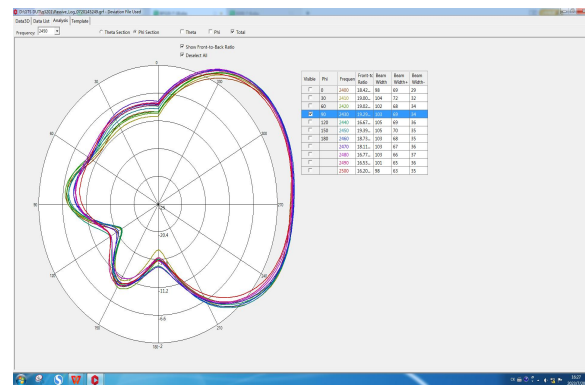
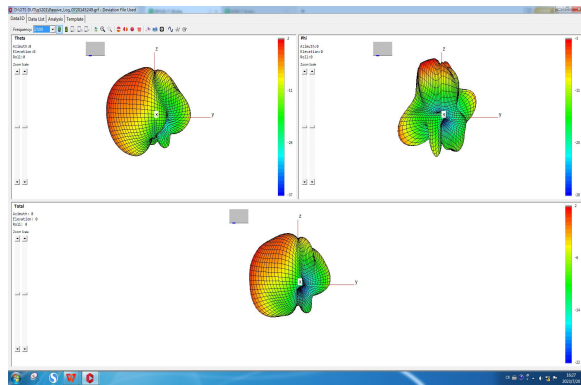
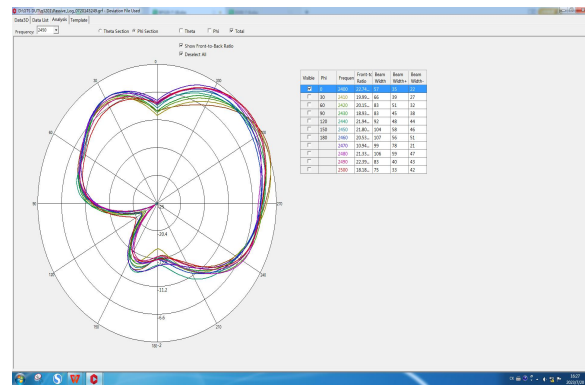
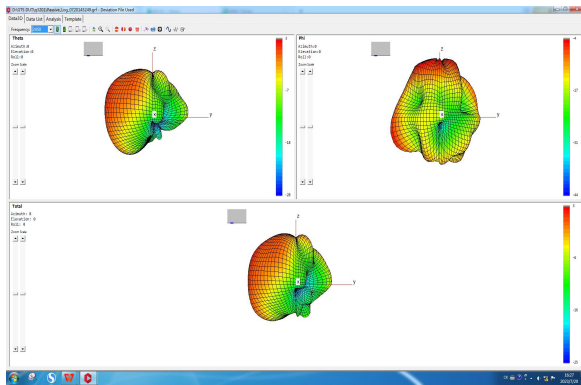
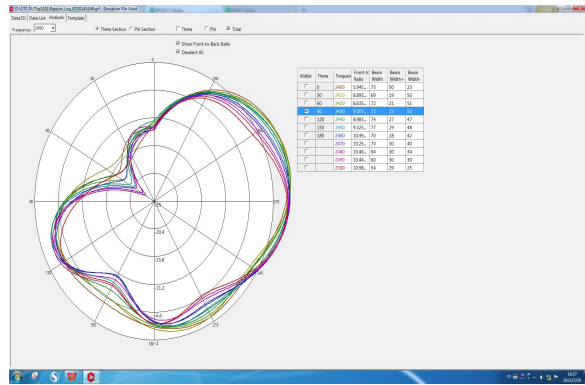
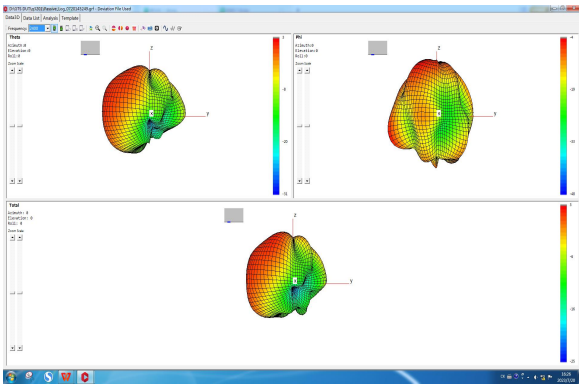


[www.Topant.com.cn](http://www.Topant.com.cn)  
Confidentiality requirements

Shenzhen Daxian Technology Co., Ltd. already possesses the information provided by the proprietary technology, which should be strictly confidential and not allowed to be disclosed to any person or company without the prior written consent of Shenzhen Daxian Technology Co., Ltd



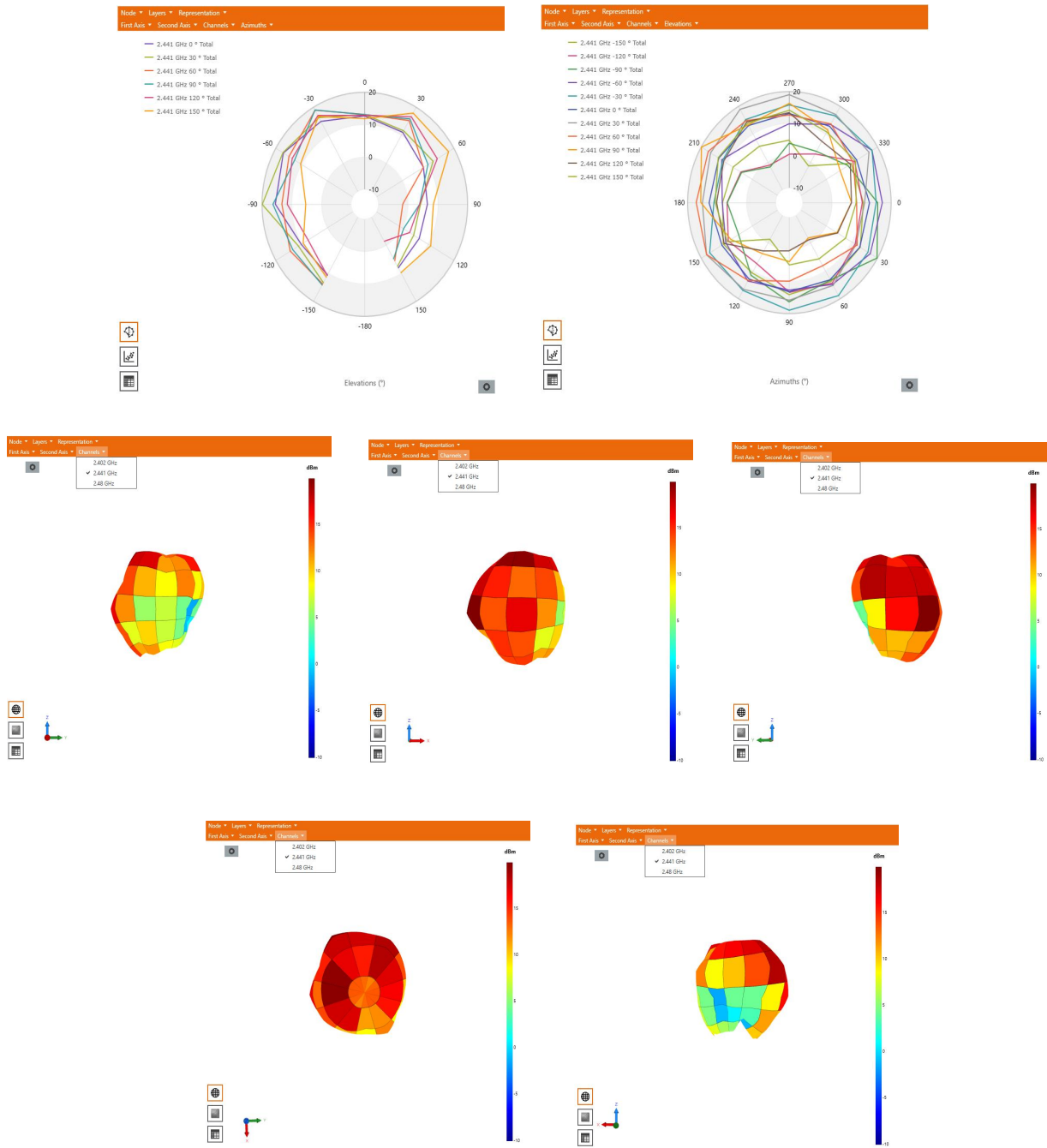
## 5、无源场型图 Passive Field Pattern Diagram



[www. Topant.com.cn](http://www.Topant.com.cn)  
Confidentiality requirements

Shenzhen Daxian Technology Co., Ltd. already possesses the information provided by the proprietary technology, which should be strictly confidential and not allowed to be disclosed to any person or company without the prior written consent of Shenzhen Daxian Technology Co., Ltd

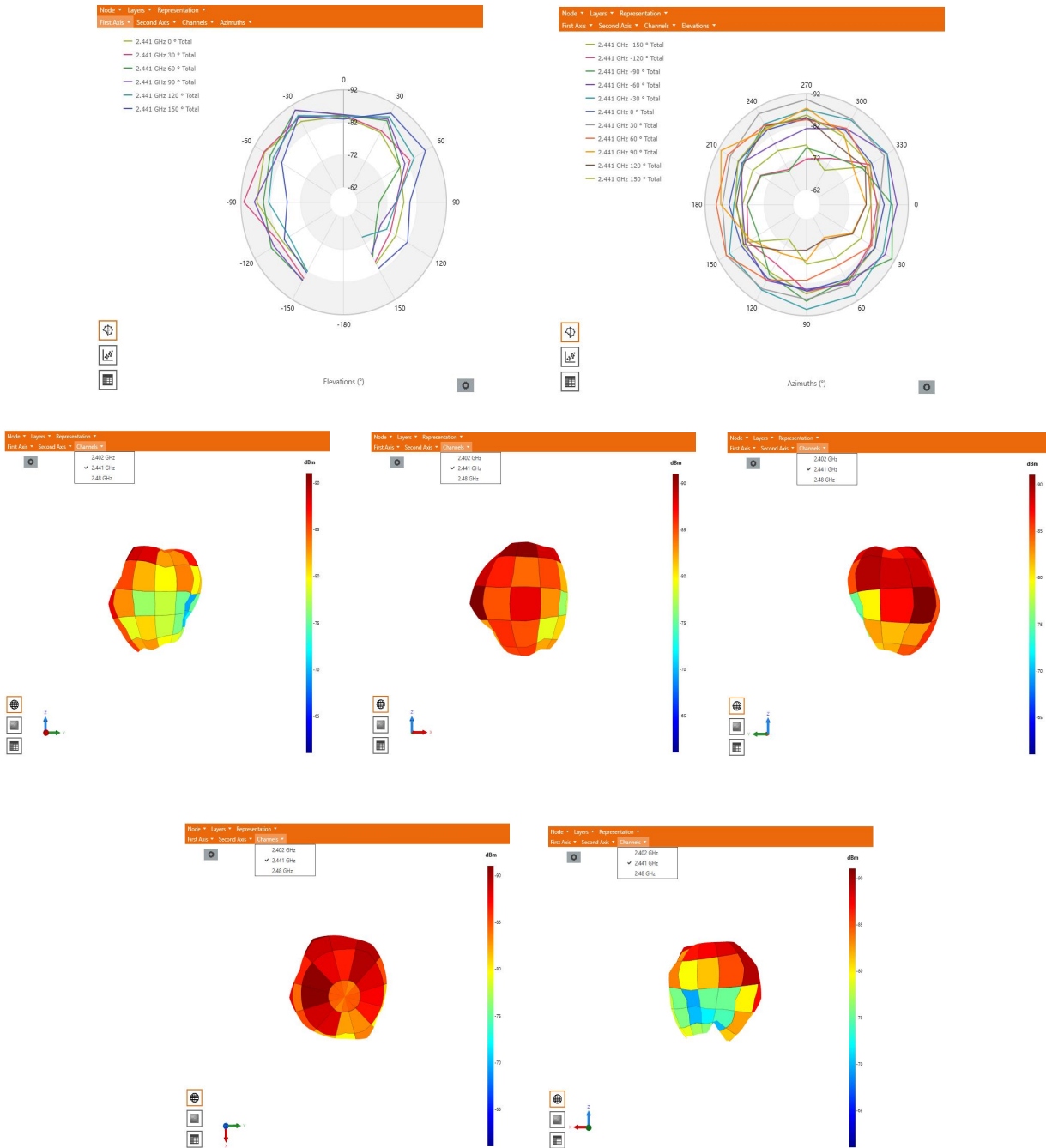
### 5.1 OTA 场型图- OTA field pattern diagram-TRP



[www.Topant.com.cn](http://www.Topant.com.cn)  
Confidentiality requirements

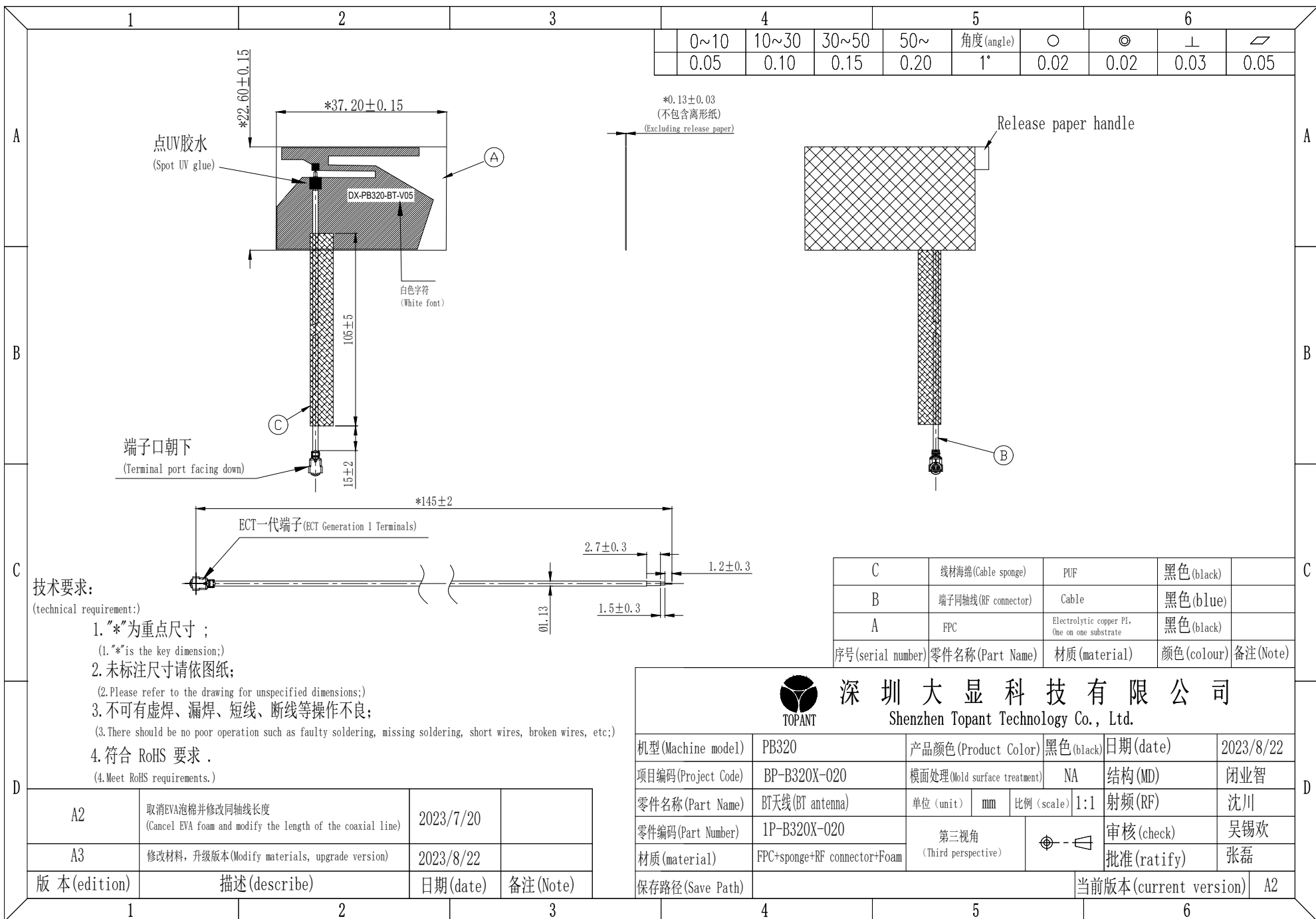
Shenzhen Daxian Technology Co., Ltd. already possesses the information provided by the proprietary technology, which should be strictly confidential and not allowed to be disclosed to any person or company without the prior written consent of Shenzhen Daxian Technology Co., Ltd

## 5.2 OTA 场型图- OTA field pattern diagram-TIS



[www.Topant.com.cn](http://www.Topant.com.cn)  
Confidentiality requirements

Shenzhen Daxian Technology Co., Ltd. already possesses the information provided by the proprietary technology, which should be strictly confidential and not allowed to be disclosed to any person or company without the prior written consent of Shenzhen Daxian Technology Co., Ltd





1	2	3	4	5	6
0~10	10~30	30~50	50~	角度 (angle)	○
0.05	0.10	0.15	0.20	1°	◎
					⊥
					∕
					0.03
					0.05

技术要求:

(technical requirement:)

1. "\*"为重点尺寸 ;  
(1. "\*" is the key dimension:)
2. 未标注尺寸请依图纸 ;  
(2. Please refer to the drawing for unspecified dimensions;)
3. 不可有虚焊、漏焊、短线、断线等操作不良 ;  
(3. There should be no poor operation such as faulty soldering, missing soldering, short wires, broken wires, etc.)
4. 符合 RoHS 要求 .  
(4. Meet RoHS requirements.)

C	线材海绵 (Cable sponge)	PUF	黑色 (black)	
B	端子同轴线 (RF connector)	Cable	黑色 (black)	
A	FPC	Electrolytic copper PI, One on one substrate	黑色 (black)	
序号 (serial number)	零件名称 (Part Name)	材质 (material)	颜色 (colour)	备注 (Note)

 <b>深圳大显科技有限公司</b> Shenzhen Topant Technology Co., Ltd.					
机型 (Machine model)	PB320	产品颜色 (Product Color)	黑色 (black)	日期 (date)	2023/8/22
项目编码 (Project Code)	BP-B320X-020	模面处理 (Mold surface treatment)	NA	结构 (MD)	闭业智
零件名称 (Part Name)	BT天线 (BT antenna)	单位 (unit)	mm	比例 (scale)	1:1
零件编码 (Part Number)	1P-B320X-020	第三视角 (Third perspective)		审核 (check)	吴锡欢
材质 (material)	FPC+sponge+RF connector+Foam			批准 (ratify)	张磊
保存路径 (Save Path)				当前版本 (current version)	A2

A2	取消EVA泡棉并修改同轴线长度 (Cancel EVA foam and modify the length of the coaxial line)	2023/7/20	
A3	修改材料, 升级版本 (Modify materials, upgrade version)	2023/8/22	
版本 (edition)	描述 (describe)	日期 (date)	备注 (Note)