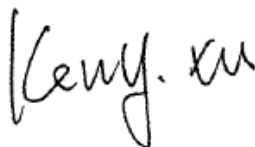


TEST REPORT

Application No.: SZCR2409003684AT
Applicant: Harman International Industries, Inc
Address of Applicant: 8500 Balboa Boulevard, Northridge, California 91329, United States
Manufacturer: Harman International Industries, Inc
Address of Manufacturer: 8500 Balboa Boulevard, Northridge, California 91329, United States
Equipment Under Test (EUT):
EUT Name: Bluetooth Speaker
Model No.: PARTYBOX ENCORE 2
FCC ID: APIPBENCORE2
Standard(s) : 47 CFR Part 15, Subpart C 15.247
Date of Receipt: 2024-09-29
Date of Test: 2024-10-15 to 2024-11-14
Date of Issue: 2024-11-20

| | |
|---------------------|--------------|
| Test Result: | Pass* |
|---------------------|--------------|

* In the configuration tested, the EUT complied with the standards specified above.



Keny Xu
EMC Laboratory Manager



SGS-CSTC Standards Technical Services Co., Ltd. Shenzhen Branch

SZEMC-TRF-01 Rev. A/1

Report No.: SZCR240900368402

Page: 2 of 90

| Revision Record | | | | |
|-----------------|---------|------------|----------|----------|
| Version | Chapter | Date | Modifier | Remark |
| 01 | | 2024-11-20 | | Original |
| | | | | |
| | | | | |

| | | | | |
|--------------------------|--|------------------------------|--|--|
| Authorized for issue by: | | | | |
| | | Benson Wang | | |
| | | Benson Wang/Project Engineer | | |
| | | Eric Fu | | |
| | | Eric Fu/Reviewer | | |



Unless otherwise agreed in writing, this document is issued by the Company subject to its General Conditions of Service printed overleaf, available on request or accessible at <https://www.sgs.com/en/Terms-and-Conditions>. Attention is drawn to the limitation of liability, indemnification and jurisdiction issues defined therein. Any holder of this document is advised that information contained hereon reflects the Company's findings at the time of its intervention only and within the limits of Client's instructions, if any. The Company's sole responsibility is to its Client and this document does not exonerate parties to a transaction from exercising all their rights and obligations under the transaction documents. This document cannot be reproduced except in full, without prior written approval of the Company. Any unauthorized alteration, forgery or falsification of the content or appearance of this document is unlawful and offenders may be prosecuted to the fullest extent of the law. Unless otherwise stated the results shown in this test report refer only to the sample(s) tested and such sample(s) are retained for 30 days only.

Attention: To check the authenticity of testing /inspection report & certificate, please contact us at telephone: (86-755) 8307 1443, or email: CN.Doccheck@sgs.com

SGS-CSTC Standards Technical Services Co., Ltd.
Shenzhen Branch Testing & Calibration Laboratory

No.1 Workshop, M-10, Middle Section, Science & Technology Park, Nanshan District, Shenzhen, Guangdong, China 518057 t (86-755) 26012053 f (86-755) 26710594 www.sgsgroup.com.cn
中国·广东·深圳市南山区科技园中区M-10栋1号厂房 邮编: 518057 t (86-755) 26012053 f (86-755) 26710594 sgs.china@sgs.com

2 Test Summary

| Radio Spectrum Technical Requirement | | | | |
|--|----------------------------------|--------|---|--------|
| Item | Standard | Method | Requirement | Result |
| Antenna Requirement | 47 CFR Part 15, Subpart C 15.247 | N/A | 47 CFR Part 15, Subpart C 15.203 & 15.247(b)(4) | Pass |
| Other requirements Frequency Hopping Spread Spectrum System Hopping Sequence | | N/A | 47 CFR Part 15, Subpart C 15.247(a)(1),(g),(h) | Pass |

| Radio Spectrum Matter Part | | | | |
|---|----------------------------------|------------------------------------|---|--------|
| Item | Standard | Method | Requirement | Result |
| Conducted Emissions at AC Power Line (150kHz-30MHz) | 47 CFR Part 15, Subpart C 15.247 | ANSI C63.10 (2013) Section 6.2 | 47 CFR Part 15, Subpart C 15.207 | Pass |
| Radiated Emissions which fall in the restricted bands | | ANSI C63.10 (2013) Section 6.10.5 | 47 CFR Part 15, Subpart C 15.205 & 15.209 | Pass |
| Radiated Spurious Emissions Below 1GHz | | ANSI C63.10 (2013) Section 6.4,6.5 | 47 CFR Part 15, Subpart C 15.205 & 15.209 | Pass |
| Radiated Spurious Emissions Above 1GHz | | ANSI C63.10 (2013) Section 6.6 | 47 CFR Part 15, Subpart C 15.205 & 15.209 | Pass |
| Conducted Peak Output Power | | ANSI C63.10 (2013) Section 7.8.5 | 47 CFR Part 15, Subpart C 15.247(b)(1) | Pass |
| 20dB Bandwidth | | ANSI C63.10 (2013) Section 7.8.7 | 47 CFR Part 15, Subpart C 15.247(a)(1) | Pass |
| Carrier Frequencies Separation | | ANSI C63.10 (2013) Section 7.8.2 | 47 CFR Part 15, Subpart C 15.247a(1) | Pass |
| Hopping Channel Number | | ANSI C63.10 (2013) Section 7.8.3 | 47 CFR Part 15, Subpart C 15.247a(1)(iii) | Pass |
| Dwell Time | | ANSI C63.10 (2013) Section 7.8.4 | 47 CFR Part 15, Subpart C 15.247a(1)(iii) | Pass |
| Conducted Band Edges Measurement | | ANSI C63.10 (2013) Section 7.8.6 | 47 CFR Part 15, Subpart C 15.247(d) | Pass |
| Conducted Spurious Emissions | | ANSI C63.10 (2013) Section 7.8.8 | 47 CFR Part 15, Subpart C 15.247(d) | Pass |



3 Contents

| | Page |
|--|------|
| 1 Cover Page | 1 |
| 2 Test Summary | 3 |
| 3 Contents | 4 |
| 4 General Information | 6 |
| 4.1 Details of E.U.T. | 6 |
| 4.2 Description of Support Units | 6 |
| 4.3 Measurement Uncertainty | 7 |
| 4.4 Test Location | 8 |
| 4.5 Test Facility | 8 |
| 4.6 Deviation from Standards | 8 |
| 4.7 Abnormalities from Standard Conditions | 8 |
| 5 Equipment List | 9 |
| 6 Radio Spectrum Technical Requirement | 11 |
| 6.1 Antenna Requirement | 11 |
| 6.1.1 Test Requirement: | 11 |
| 6.1.2 Conclusion | 11 |
| 6.2 Other requirements Frequency Hopping Spread Spectrum System Hopping Sequence | 12 |
| 6.2.1 Test Requirement: | 12 |
| 6.2.2 Conclusion | 12 |
| 7 Radio Spectrum Matter Test Results | 14 |
| 7.1 Conducted Emissions at AC Power Line (150kHz-30MHz) | 14 |
| 7.1.1 E.U.T. Operation | 14 |
| 7.1.2 Test Mode Description | 14 |
| 7.1.3 Test Setup Diagram | 15 |
| 7.1.4 Measurement Procedure and Data | 15 |
| 7.2 Radiated Emissions which fall in the restricted bands | 18 |
| 7.2.1 E.U.T. Operation | 18 |
| 7.2.2 Test Mode Description | 18 |
| 7.2.3 Test Setup Diagram | 19 |
| 7.2.4 Measurement Procedure and Data | 19 |
| 7.3 Radiated Spurious Emissions Below 1GHz | 24 |
| 7.3.1 E.U.T. Operation | 24 |
| 7.3.2 Test Mode Description | 24 |
| 7.3.3 Test Setup Diagram | 25 |
| 7.3.4 Measurement Procedure and Data | 25 |
| 7.4 Radiated Spurious Emissions Above 1GHz | 29 |
| 7.4.1 E.U.T. Operation | 29 |
| 7.4.2 Test Mode Description | 29 |
| 7.4.3 Test Setup Diagram | 29 |



Unless otherwise agreed in writing, this document is issued by the Company subject to its General Conditions of Service printed overleaf, available on request or accessible at <https://www.sgs.com/en/Terms-and-Conditions>. Attention is drawn to the limitation of liability, indemnification and jurisdiction issues defined therein. Any holder of this document is advised that information contained hereon reflects the Company's findings at the time of its intervention only and within the limits of Client's instructions, if any. The Company's sole responsibility is to its Client and this document does not exonerate parties to a transaction from exercising all their rights and obligations under the transaction documents. This document cannot be reproduced except in full, without prior written approval of the Company. Any unauthorized alteration, forgery or falsification of the content or appearance of this document is unlawful and offenders may be prosecuted to the fullest extent of the law. Unless otherwise stated the results shown in this test report refer only to the sample(s) tested and such sample(s) are retained for 30 days only.

Attention: To check the authenticity of testing / inspection report & certificate, please contact us at telephone: (86-755) 8307 1443, or email: CN.Doccheck@sgs.com

SGS-CSTC Standards Technical Services Co., Ltd. Shenzhen Branch

SZEMC-TRF-01 Rev. A/1

Report No.: SZCR240900368402

Page: 5 of 90

| | | |
|--------|--|----|
| 7.4.4 | Measurement Procedure and Data..... | 30 |
| 7.5 | Conducted Peak Output Power..... | 37 |
| 7.5.1 | E.U.T. Operation..... | 37 |
| 7.5.2 | Test Mode Description..... | 37 |
| 7.5.3 | Test Setup Diagram..... | 37 |
| 7.5.4 | Measurement Procedure and Data..... | 38 |
| 7.6 | 20dB Bandwidth..... | 39 |
| 7.6.1 | E.U.T. Operation..... | 39 |
| 7.6.2 | Test Mode Description..... | 39 |
| 7.6.3 | Test Setup Diagram..... | 39 |
| 7.6.4 | Measurement Procedure and Data..... | 39 |
| 7.7 | Carrier Frequencies Separation..... | 40 |
| 7.7.1 | E.U.T. Operation..... | 40 |
| 7.7.2 | Test Mode Description..... | 40 |
| 7.7.3 | Test Setup Diagram..... | 40 |
| 7.7.4 | Measurement Procedure and Data..... | 40 |
| 7.8 | Hopping Channel Number..... | 41 |
| 7.8.1 | E.U.T. Operation..... | 41 |
| 7.8.2 | Test Mode Description..... | 41 |
| 7.8.3 | Test Setup Diagram..... | 41 |
| 7.8.4 | Measurement Procedure and Data..... | 41 |
| 7.9 | Dwell Time..... | 42 |
| 7.9.1 | E.U.T. Operation..... | 42 |
| 7.9.2 | Test Mode Description..... | 42 |
| 7.9.3 | Test Setup Diagram..... | 42 |
| 7.9.4 | Measurement Procedure and Data..... | 42 |
| 7.10 | Conducted Band Edges Measurement..... | 43 |
| 7.10.1 | E.U.T. Operation..... | 43 |
| 7.10.2 | Test Mode Description..... | 43 |
| 7.10.3 | Test Setup Diagram..... | 44 |
| 7.10.4 | Measurement Procedure and Data..... | 44 |
| 7.11 | Conducted Spurious Emissions..... | 45 |
| 7.11.1 | E.U.T. Operation..... | 45 |
| 7.11.2 | Test Mode Description..... | 45 |
| 7.11.3 | Test Setup Diagram..... | 45 |
| 7.11.4 | Measurement Procedure and Data..... | 45 |
| 8 | Test Setup Photo..... | 46 |
| 9 | EUT Constructional Details (EUT Photos)..... | 46 |
| 10 | Appendix..... | 47 |



SGS-CSTC Standards Technical Services Co., Ltd.
Shenzhen Branch (SZEMC) EMC Laboratory

Unless otherwise agreed in writing, this document is issued by the Company subject to its General Conditions of Service printed overleaf, available on request or accessible at <https://www.sgs.com/en/Terms-and-Conditions>. Attention is drawn to the limitation of liability, indemnification and jurisdiction issues defined therein. Any holder of this document is advised that information contained hereon reflects the Company's findings at the time of its intervention only and within the limits of Client's instructions, if any. The Company's sole responsibility is to its Client and this document does not exonerate parties to a transaction from exercising all their rights and obligations under the transaction documents. This document cannot be reproduced except in full, without prior written approval of the Company. Any unauthorized alteration, forgery or falsification of the content or appearance of this document is unlawful and offenders may be prosecuted to the fullest extent of the law. Unless otherwise stated the results shown in this test report refer only to the sample(s) tested and such sample(s) are retained for 30 days only.

Attention: To check the authenticity of testing / inspection report & certificate, please contact us at telephone: (86-755) 8307 1443, or email: CN.Doccheck@sgs.com

No.1 Workshop, M-10, Middle Section, Science & Technology Park, Nanshan District, Shenzhen, Guangdong, China 518057 t (86-755) 26012053 f (86-755) 26710594 www.sgsgroup.com.cn
中国·广东·深圳市南山区科技园中区M-10栋1号厂房 邮编: 518057 t (86-755) 26012053 f (86-755) 26710594 sgs.china@sgs.com

4 General Information

4.1 Details of E.U.T.

| | |
|-------------------------------------|--|
| Power supply: | Speaker: Powered by AC 100-240V 50/60Hz or Rechargeable battery Rechargeable battery 1 with 50G cell: DC 7.2V 4722mAh; Rechargeable battery 2 with 50E cell: DC 7.2V 4722mAh; |
| Cable(s): | AC cable: 202.5cm unshielded |
| Cable Loss (for RF conducted test): | 0.5dBi |
| Bluetooth Version: | V5.4 Dual mode |
| Operation Frequency: | 2402MHz to 2480MHz |
| Modulation Type: | GFSK, Pi/4QPSK, 8DPSK |
| Channel Spacing: | 1MHz |
| Number of Channels: | 79 |
| Antenna Type: | PIFA Antenna |
| Antenna Gain: | 2.37dBi |

Remark 1: The information in this section is provided by the applicant or manufacturer, SGS is not liable to the accuracy, suitability, reliability or/and integrity of the information.

Remark 2: The EUT can be equipped with two different batteries, the EUT with battery 1 were performed fully tested, the EUT with battery 2 was only performed Radiated Emissions below 1GHz test, only the worst case of EUT with battery 1 was record in the report.

4.2 Description of Support Units

| Description | Manufacturer | Model No. | Serial No. |
|---|--------------|-----------|------------|
| -- | -- | -- | -- |
| The EUT has been tested as an independent unit. | | | |



4.3 Measurement Uncertainty

| Test Item | Measurement Uncertainty |
|---|--|
| Conducted Emissions at AC Power Line (150kHz-30MHz) | $\pm 3.1\text{dB}$ |
| Radiated Emissions which fall in the restricted bands | $\pm 6.0\text{dB}$ (Below 1GHz); $\pm 4.6\text{dB}$ (Above 1GHz) |
| Radiated Spurious Emissions Below 1GHz | $\pm 6.0\text{dB}$ for 3m; $\pm 5.0\text{dB}$ for 10m |
| Radiated Spurious Emissions Above 1GHz | $\pm 4.6\text{dB}$ (1-18GHz); $\pm 4.8\text{dB}$ (18-40GHz) |
| Conducted Peak Output Power | $\pm 0.75\text{dB}$ |
| 20dB Bandwidth | $\pm 3\%$ |
| Carrier Frequencies Separation | $\pm 7.25 \times 10^{-8}$ |
| Hopping Channel Number | $\pm 7.25 \times 10^{-8}$ |
| Dwell Time | $\pm 0.37\%$ |
| Conducted Band Edges Measurement | $\pm 0.75\text{dB}$ |
| Conducted Spurious Emissions | $\pm 0.75\text{dB}$ |

Remark:

The U_{lab} (lab Uncertainty) is less than $U_{\text{CISPR/ETSI}}$ (CISPR/ETSI Uncertainty), so the test results

- compliance is deemed to occur if no measured disturbance level exceeds the disturbance limit;
- non-compliance is deemed to occur if any measured disturbance level exceeds the disturbance limit.



4.4 Test Location

All tests were performed at:

SGS-CSTC Standards Technical Services Co., Ltd., Shenzhen Branch

No. 1 Workshop, M-10, Middle Section, Science & Technology Park, Nanshan District, Shenzhen, Guangdong, China. 518057.

Tel: +86 755 2601 2053 Fax: +86 755 2671 0594

No tests were sub-contracted.

4.5 Test Facility

The test facility is recognized, certified, or accredited by the following organizations:

• A2LA (Certificate No. 3816.01)

SGS-CSTC Standards Technical Services Co., Ltd., Shenzhen EMC Laboratory is accredited by the American Association for Laboratory Accreditation(A2LA). Certificate No. 3816.01.

• VCCI (Member No. 1937)

The 3m Fully-anechoic chamber for above 1GHz, 10m Semi-anechoic chamber for below 1GHz, Shielded Room for Mains Port Conducted Interference Measurement and Telecommunication Port Conducted Interference Measurement of SGS-CSTC Standards Technical Services Co., Ltd. Shenzhen EMC laboratory have been registered in accordance with the Regulations for Voluntary Control Measures with Registration No.: G-20026, R-14188, C-12383 and T-11153 respectively.

• FCC –Designation Number: CN1336

SGS-CSTC Standards Technical Services Co., Ltd., Shenzhen EMC Laboratory has been recognized as an accredited testing laboratory.

Designation Number: CN1336. Test Firm Registration Number: 787754.

• Innovation, Science and Economic Development Canada

SGS-CSTC Standards Technical Services Co., Ltd., Shenzhen EMC Laboratory has been recognized by ISED as an accredited testing laboratory.

CAB identifier: CN0006.

IC#: 4620C.

4.6 Deviation from Standards

None

4.7 Abnormalities from Standard Conditions

None



5 Equipment List

| Conducted Emissions at AC Power Line (150kHz-30MHz) | | | | | |
|---|------------------|------------------|---------------|------------|--------------|
| Equipment | Manufacturer | Model No. | Inventory No. | Cal Date | Cal Due Date |
| Shielding Room | ZhongYu Electron | GB-88 | SEM001-06 | 2022-05-14 | 2025-05-13 |
| EMI Test Receiver | Rohde&Schwarz | ESR | SZ-WRG-M-047 | 2024-01-30 | 2025-01-29 |
| Measurement Software | AUDIX | e3 V8.2014-6-27a | N/A | N/A | N/A |
| Coaxial Cable | SGS | N/A | SEM024-01 | 2024-07-06 | 2025-07-05 |
| LISN | Rohde&Schwarz | ENV216 | SEM007-01 | 2024-08-15 | 2025-08-14 |
| LISN | ETS-LINDGREN | 3816/2 | SEM007-02 | 2024-03-14 | 2025-03-13 |

| Radiated Emissions which fall in the restricted bands | | | | | |
|---|-----------------|-----------------|---------------|------------|--------------|
| Equipment | Manufacturer | Model No. | Inventory No. | Cal Date | Cal Due Date |
| Signal & Spectrum Analyzer | Rohde & Schwarz | FSV | SZ-WRG-M-048 | 2024-01-30 | 2025-01-29 |
| Low Noise Amplifier 30M-8GHz | Tonscend | TAP30M8G30 | SZ-WRG-M-050 | 2024-01-30 | 2025-01-29 |
| Double Ridge Horn Antenna 1GHz-18GHz | SCHWARZBECK | BBHA 9120 D | SZ-WRG-M-055 | 2023-12-21 | 2025-12-20 |
| RSE Test Software | AUDIX | e3 V8.2014-6-27 | N/A | N/A | N/A |
| Chamber | CRTSGSSAC966 | N/A | SZ-WRG-C-063 | 2022-01-05 | 2025-01-04 |
| Humidity and Temperature Indicator | deli | 8838 | SEM002-46 | 2024-07-24 | 2025-07-23 |

| Radiated Spurious Emissions Below 1GHz | | | | | |
|--|----------------------|-----------------|---------------|------------|--------------|
| Equipment | Manufacturer | Model No. | Inventory No. | Cal Date | Cal Due Date |
| 10m Semi-Anechoic Chamber | SAEMC | FSAC1018 | SEM001-03 | 2024-03-26 | 2025-03-25 |
| MXE EMI receiver | KEYSIGHT | N9038A | SEM004-16 | 2024-08-14 | 2025-08-13 |
| Trilog-Broadband Antenna | Schwarzbeck | VULB9168 | SEM003-18 | 2023-09-23 | 2025-09-22 |
| Pre-amplifier | Sonoma Instrument Co | 310N | SEM005-04 | 2024-03-27 | 2025-03-26 |
| Loop Antenna | ETS-Lindgren | 6502 | SEM003-08 | 2023-11-20 | 2025-11-19 |
| Measurement Software | AUDIX | e3 V8.2014-6-27 | N/A | N/A | N/A |
| Coaxial Cable | SGS | N/A | SEM029-01 | 2024-07-06 | 2025-07-05 |



Unless otherwise agreed in writing, this document is issued by the Company subject to its General Conditions of Service printed overleaf, available on request or accessible at <https://www.sgs.com/en/Terms-and-Conditions>. Attention is drawn to the limitation of liability, indemnification and jurisdiction issues defined therein. Any holder of this document is advised that information contained hereon reflects the Company's findings at the time of its intervention only and within the limits of Client's instructions, if any. The Company's sole responsibility is to its Client and this document does not exonerate parties to a transaction from exercising all their rights and obligations under the transaction documents. This document cannot be reproduced except in full, without prior written approval of the Company. Any unauthorized alteration, forgery or falsification of the content or appearance of this document is unlawful and offenders may be prosecuted to the fullest extent of the law. Unless otherwise stated the results shown in this test report refer only to the sample(s) tested and such sample(s) are retained for 30 days only.

Attention: To check the authenticity of testing / inspection report & certificate, please contact us at telephone: (86-755) 8307 1443, or email: CN.Doccheck@sgs.com

SGS-CSTC Standards Technical Services Co., Ltd. Shenzhen Branch Laboratory
 No.1 Workshop, M-10, Middle Section, Science & Technology Park, Nanshan District, Shenzhen, Guangdong, China 518057 t (86-755) 26012053 f (86-755) 26710594 www.sgs.com.cn
 中国·广东·深圳市南山区科技园中区M-10栋1号厂房 邮编: 518057 t (86-755) 26012053 f (86-755) 26710594 sgs.china@sgs.com

SGS-CSTC Standards Technical Services Co., Ltd. Shenzhen Branch

SZEMC-TRF-01 Rev. A/1

Report No.: SZCR240900368402

Page: 10 of 90

| Radiated Spurious Emissions Above 1GHz | | | | | |
|--|-----------------|-----------------|---------------|------------|--------------|
| Equipment | Manufacturer | Model No. | Inventory No. | Cal Date | Cal Due Date |
| Signal & Spectrum Analyzer | Rohde & Schwarz | FSV | SZ-WRG-M-048 | 2024-01-30 | 2025-01-29 |
| Low Noise Amplifier 1G-18GHz | Tonscend | TAP01018050 | SZ-WRG-M-051 | 2024-01-30 | 2025-01-29 |
| Low Noise Amplifier 18G-40GHz | Tonscend | TAP18040048 | SZ-WRG-M-052 | 2024-01-30 | 2025-01-29 |
| Double Ridge Horn Antenna 1GHz-18GHz | SCHWARZBECK | BBHA 9120 D | SZ-WRG-M-055 | 2023-12-21 | 2025-12-20 |
| SHF-EHF Horn 15GHz-40GHz | SCHWARZBECK | BBHA 9170 | SZ-WRG-M-056 | 2023-12-25 | 2025-12-24 |
| RSE Test Software | AUDIX | e3 V8.2014-6-27 | N/A | N/A | N/A |
| Chamber | CRTSGSSAC966 | N/A | SZ-WRG-C-063 | 2022-01-05 | 2025-01-04 |
| Humidity and Temperature Indicator | deli | 8838 | SEM002-46 | 2024-07-24 | 2025-07-23 |

| RF Conducted Test | | | | | |
|----------------------|--------------|---------------|---------------|------------|--------------|
| Equipment | Manufacturer | Model No. | Inventory No. | Cal Date | Cal Due Date |
| Power Sensor | TST PASS | TSPS2023R | SEM009-26 | 2024-03-27 | 2025-03-26 |
| Power Sensor | KEYSIGHT | U2021XA | SEM009-16 | 2024-03-14 | 2025-03-13 |
| DC Power Supply | Chroma | 62012P-80-60 | SEM011-11 | 2024-08-14 | 2025-08-13 |
| MXA Signal Analyzer | KEYSIGHT | N9020A | SEM004-19 | 2024-03-14 | 2025-03-13 |
| Measurement Software | TST PASS | TST PASS V2.0 | N/A | N/A | N/A |
| Coaxial Cable | SGS | N/A | SEM031-01 | 2024-07-06 | 2025-07-05 |
| Attenuator | Huber+Suhner | 6620_SMA-50-1 | SEM021-09 | 2024-03-27 | 2025-03-26 |

| General used equipment | | | | | |
|---------------------------------|---|-----------|---------------|------------|--------------|
| Equipment | Manufacturer | Model No. | Inventory No. | Cal Date | Cal Due Date |
| Humidity/ Temperature Indicator | deli | 8838 | SEM002-32 | 2024-07-24 | 2025-07-23 |
| Humidity/ Temperature Indicator | deli | 8838 | SEM002-33 | 2024-07-24 | 2025-07-23 |
| Barometer | Changchun Meteorological Industry Factory | DYM3 | SEM002-01 | 2024-03-18 | 2025-03-17 |



Unless otherwise agreed in writing, this document is issued by the Company subject to its General Conditions of Service printed overleaf, available on request or accessible at <https://www.sgs.com/en/Terms-and-Conditions>. Attention is drawn to the limitation of liability, indemnification and jurisdiction issues defined therein. Any holder of this document is advised that information contained hereon reflects the Company's findings at the time of its intervention only and within the limits of Client's instructions, if any. The Company's sole responsibility is to its Client and this document does not exonerate parties to a transaction from exercising all their rights and obligations under the transaction documents. This document cannot be reproduced except in full, without prior written approval of the Company. Any unauthorized alteration, forgery or falsification of the content or appearance of this document is unlawful and offenders may be prosecuted to the fullest extent of the law. Unless otherwise stated the results shown in this test report refer only to the sample(s) tested and such sample(s) are retained for 30 days only.

Attention: To check the authenticity of testing /inspection report & certificate, please contact us at telephone: (86-755) 8307 1443, or email: CN.Doccheck@sgs.com

SGS-CSTC Standards Technical Services Co., Ltd. Shenzhen Branch
 No.1 Workshop, M-10, Middle Section, Science & Technology Park, Nanshan District, Shenzhen, Guangdong, China 518057 t (86-755) 26012053 f (86-755) 26710594 www.sgs.com.cn
 中国·广东·深圳市南山区科技园中区M-10栋1号厂房 邮编: 518057 t (86-755) 26012053 f (86-755) 26710594 sgs.china@sgs.com

6 Radio Spectrum Technical Requirement

6.1 Antenna Requirement

6.1.1 Test Requirement:

47 CFR Part 15, Subpart C 15.203 & 15.247(b)(4)

6.1.2 Conclusion

15.203 requirement:

An intentional radiator shall be designed to ensure that no antenna other than that furnished by the responsible party shall be used with the device. The use of a permanently attached antenna or of an antenna that uses a unique coupling to the intentional radiator, the manufacturer may design the unit so that a broken antenna can be replaced by the user, but the use of a standard antenna jack or electrical connector is prohibited.

EUT Antenna:

The antenna is integrated on the main PCB and no consideration of replacement. The best case gain of the antenna is 2.37dBi.

Antenna location: Refer to internal photos



6.2 Other requirements Frequency Hopping Spread Spectrum System Hopping Sequence

6.2.1 Test Requirement:

47 CFR Part 15, Subpart C 15.247(a)(1),(g),(h)

6.2.2 Conclusion

Standard Requirement:

The system shall hop to channel frequencies that are selected at the system hopping rate from a Pseudorandom ordered list of hopping frequencies. Each frequency must be used equally on the average by each transmitter. The system receivers shall have input bandwidths that match the hopping channel bandwidths of their corresponding transmitters and shall shift frequencies in synchronization with the transmitted signals.

Frequency hopping spread spectrum systems are not required to employ all available hopping channels during each transmission. However, the system, consisting of both the transmitter and the receiver, must be designed to comply with all of the regulations in this section should the transmitter be presented with a continuous data (or information) stream. In addition, a system employing short transmission bursts must comply with the definition of a frequency hopping system and must distribute its transmissions over the minimum number of hopping channels specified in this section.

The incorporation of intelligence within a frequency hopping spread spectrum system that permits the system to recognize other users within the spectrum band so that it individually and independently chooses and adapts its hopsets to avoid hopping on occupied channels is permitted. The coordination of frequency hopping systems in any other manner for the express purpose of avoiding the simultaneous occupancy of individual hopping frequencies by multiple transmitters is not permitted.

Compliance for section 15.247(a)(1):

According to Technical Specification, the pseudorandom sequence may be generated in a nine-stage shift register whose 5th and 9th stage outputs are added in a modulo-two addition stage. And the result is fed back to the input of the first stage. The sequence begins with the first ONE of 9 consecutive ONES; i.e. the shift register is initialized with nine ones.

> Number of shift register stages: 9

> Length of pseudo-random sequence: $2^9 - 1 = 511$ bits

> Longest sequence of zeros: 8 (non-inverted signal)

Linear Feedback Shift Register for Generation of the PRBS sequence

An example of Pseudorandom Frequency Hopping Sequence as follow:

Each frequency used equally on the average by each transmitter.

According to Technical Specification, the receivers are designed to have input and IF bandwidths that match the hopping channel bandwidths of any transmitters and shift frequencies in synchronization with the transmitted signals.

Compliance for section 15.247(g):

According to Technical Specification, the system transmits the packet with the pseudorandom hopping frequency with a continuous data and the short burst transmission from the Bluetooth system is also transmitted under the frequency hopping system with the pseudorandom hopping frequency system.



Unless otherwise agreed in writing, this document is issued by the Company subject to its General Conditions of Service printed overleaf, available on request or accessible at <https://www.sgs.com/en/Terms-and-Conditions>. Attention is drawn to the limitation of liability, indemnification and jurisdiction issues defined therein. Any holder of this document is advised that information contained hereon reflects the Company's findings at the time of its intervention only and within the limits of Client's instructions, if any. The Company's sole responsibility is to its Client and this document does not exonerate parties to a transaction from exercising all their rights and obligations under the transaction documents. This document cannot be reproduced except in full, without prior written approval of the Company. Any unauthorized alteration, forgery or falsification of the content or appearance of this document is unlawful and offenders may be prosecuted to the fullest extent of the law. Unless otherwise stated the results shown in this test report refer only to the sample(s) tested and such sample(s) are retained for 30 days only.

Attention: To check the authenticity of testing / inspection report & certificate, please contact us at telephone: (86-755) 8307 1443, or email: CN.Doccheck@sgs.com

SGS-CSTC Standards Technical Services Co., Ltd. Shenzhen Branch

SZEMC-TRF-01 Rev. A/1

Report No.: SZCR240900368402

Page: 13 of 90

Compliance for section 15.247(h):

According to Technical specification, the system incorporates with an adaptive system to detect other user within the spectrum band so that it individually and independently to avoid hopping on the occupied channels.

The system is designed not have the ability to coordinated with other FHSS System in an effort to avoid the simultaneous occupancy of individual hopping frequencies by multiple transmitter.



SGS-CSTC Standards Technical Services Co., Ltd.
Shenzhen Branch Inspection & Testing Laboratory

Unless otherwise agreed in writing, this document is issued by the Company subject to its General Conditions of Service printed overleaf, available on request or accessible at <https://www.sgs.com/en/Terms-and-Conditions>. Attention is drawn to the limitation of liability, indemnification and jurisdiction issues defined therein. Any holder of this document is advised that information contained hereon reflects the Company's findings at the time of its intervention only and within the limits of Client's instructions, if any. The Company's sole responsibility is to its Client and this document does not exonerate parties to a transaction from exercising all their rights and obligations under the transaction documents. This document cannot be reproduced except in full, without prior written approval of the Company. Any unauthorized alteration, forgery or falsification of the content or appearance of this document is unlawful and offenders may be prosecuted to the fullest extent of the law. Unless otherwise stated the results shown in this test report refer only to the sample(s) tested and such sample(s) are retained for 30 days only.

Attention: To check the authenticity of testing /inspection report & certificate, please contact us at telephone: (86-755) 8307 1443, or email: CN.Doccheck@sgs.com

No.1 Workshop, M-10, Middle Section, Science & Technology Park, Nanshan District, Shenzhen, Guangdong, China 518057 t (86-755) 26012053 f (86-755) 26710594 www.sgsgroup.com.cn
中国·广东·深圳市南山区科技园中区M-10栋1号厂房 邮编: 518057 t (86-755) 26012053 f (86-755) 26710594 sgs.china@sgs.com

7 Radio Spectrum Matter Test Results

7.1 Conducted Emissions at AC Power Line (150kHz-30MHz)

Test Requirement 47 CFR Part 15, Subpart C 15.207

Test Method: ANSI C63.10 (2013) Section 6.2

Limit:

| Frequency of emission(MHz) | Conducted limit(dBμV) | |
|--|-----------------------|-----------|
| | Quasi-peak | Average |
| 0.15-0.5 | 66 to 56* | 56 to 46* |
| 0.5-5 | 56 | 46 |
| 5-30 | 60 | 50 |
| *Decreases with the logarithm of the frequency. | | |
| Detector: Peak for pre-scan (9kHz resolution bandwidth) 0.15M to 30MHz | | |

7.1.1 E.U.T. Operation

Operating Environment:

Temperature: 23.5 °C

Humidity: 45.5 % RH

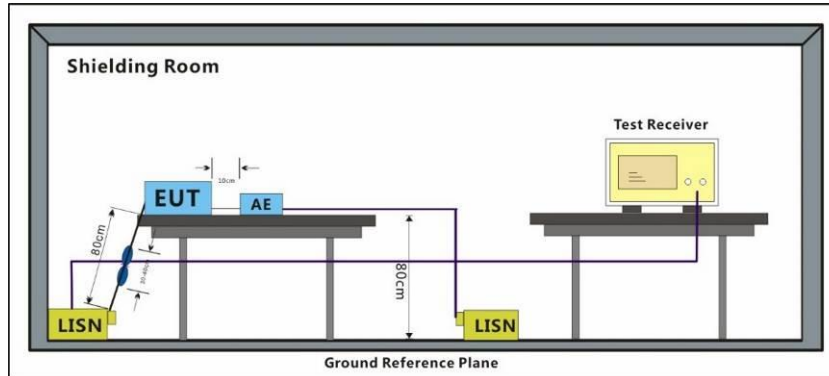
Atmospheric Pressure: 1020 mbar

7.1.2 Test Mode Description

| Pre-scan / Final test | Mode Code | Description |
|-----------------------|-----------|--|
| Final test | 02 | Charge + TX_non-Hop mode_Keep the EUT in charging and continuously transmitting mode with GFSK modulation, Pi/4DQPSK modulation, 8DPSK modulation. All modes have been tested and only the data of worst case is recorded in the report. |



7.1.3 Test Setup Diagram



7.1.4 Measurement Procedure and Data

- 1) The mains terminal disturbance voltage test was conducted in a shielded room.
- 2) The EUT was connected to AC power source through a LISN 1 (Line Impedance Stabilization Network) which provides a 50ohm/50μH + 5ohm linear impedance. The power cables of all other units of the EUT were connected to a second LISN 2, which was bonded to the ground reference plane in the same way as the LISN 1 for the unit being measured. A multiple socket outlet strip was used to connect multiple power cables to a single LISN provided the rating of the LISN was not exceeded.
- 3) The tabletop EUT was placed upon a non-metallic table 0.8m above the ground reference plane. And for floor-standing arrangement, the EUT was placed on the horizontal ground reference plane.
- 4) The test was performed with a vertical ground reference plane. The rear of the EUT shall be 0.4 m from the vertical ground reference plane. The vertical ground reference plane was bonded to the horizontal ground reference plane. The LISN 1 was placed 0.8 m from the boundary of the unit under test and bonded to a ground reference plane for LISNs mounted on top of the ground reference plane. This distance was between the closest points of the LISN 1 and the EUT. All other units of the EUT and associated equipment was at least 0.8 m from the LISN 2.
- 5) In order to find the maximum emission, the relative positions of equipment and all of the interface cables must be changed according to ANSI C63.10 on conducted measurement.

Remark: Level=Read Level+ Cable Loss+ LISN Factor



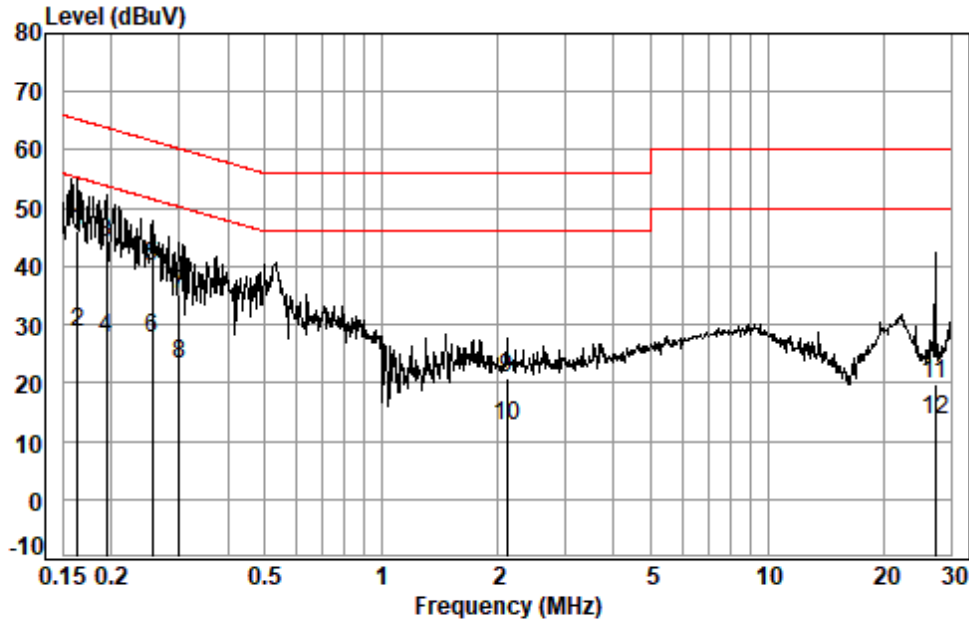
SGS-CSTC Standards Technical Services Co., Ltd. Shenzhen Branch

SZEMC-TRF-01 Rev. A/1

Report No.: SZCR240900368402

Page: 16 of 90

Test Mode: 02; Line: Live line



Site : Shielding Room
Condition: Line
Job No. : 03684AT
Test mode: 02

| | Freq | Cable Loss | LISN Factor | Read Level | Level | Limit Line | Over Limit | Remark |
|-----|---------|------------|-------------|------------|-------|------------|------------|---------|
| | MHz | dB | dB | dBuV | dBuV | dBuV | dB | |
| 1 * | 0.1633 | 0.06 | 9.81 | 36.31 | 46.18 | 65.30 | -19.12 | QP |
| 2 | 0.1633 | 0.06 | 9.81 | 18.77 | 28.64 | 55.30 | -26.66 | Average |
| 3 | 0.1945 | 0.06 | 9.80 | 34.25 | 44.11 | 63.84 | -19.73 | QP |
| 4 | 0.1945 | 0.06 | 9.80 | 17.92 | 27.78 | 53.84 | -26.06 | Average |
| 5 | 0.2548 | 0.07 | 9.77 | 30.16 | 40.00 | 61.60 | -21.60 | QP |
| 6 * | 0.2548 | 0.07 | 9.77 | 17.95 | 27.79 | 51.60 | -23.81 | Average |
| 7 | 0.3003 | 0.07 | 9.75 | 25.51 | 35.33 | 60.24 | -24.91 | QP |
| 8 | 0.3003 | 0.07 | 9.75 | 13.38 | 23.20 | 50.24 | -27.04 | Average |
| 9 | 2.1101 | 0.10 | 9.66 | 11.13 | 20.89 | 56.00 | -35.11 | QP |
| 10 | 2.1101 | 0.10 | 9.66 | 2.87 | 12.63 | 46.00 | -33.37 | Average |
| 11 | 27.1270 | 0.35 | 10.29 | 9.21 | 19.85 | 60.00 | -40.15 | QP |
| 12 | 27.1270 | 0.35 | 10.29 | 2.90 | 13.54 | 50.00 | -36.46 | Average |



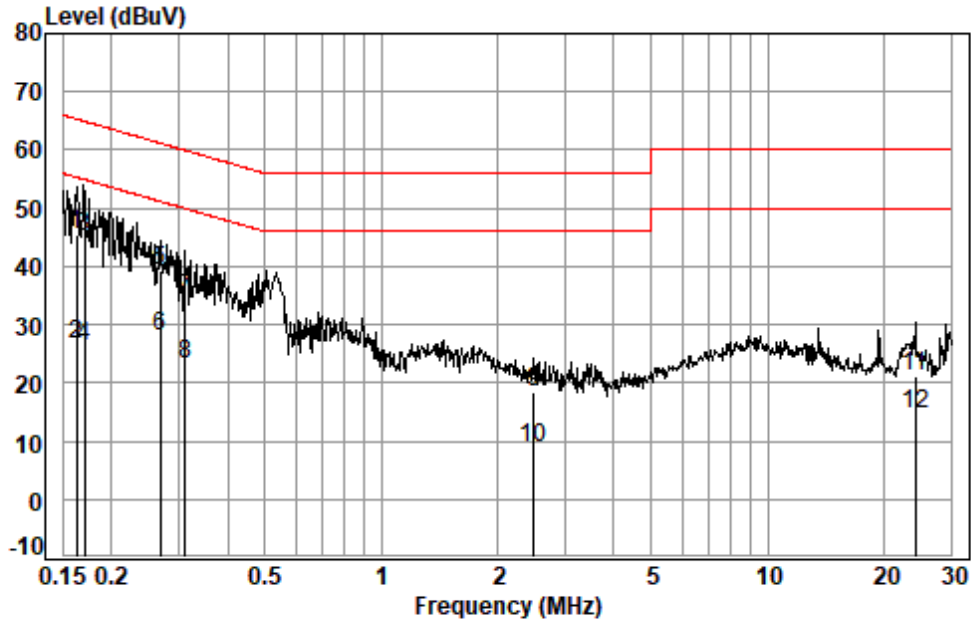
Unless otherwise agreed in writing, this document is issued by the Company subject to its General Conditions of Service printed overleaf, available on request or accessible at <https://www.sgs.com/en/Terms-and-Conditions>. Attention is drawn to the limitation of liability, indemnification and jurisdiction issues defined therein. Any holder of this document is advised that information contained hereon reflects the Company's findings at the time of its intervention only and within the limits of Client's instructions, if any. The Company's sole responsibility is to its Client and this document does not exonerate parties to a transaction from exercising all their rights and obligations under the transaction documents. This document cannot be reproduced except in full, without prior written approval of the Company. Any unauthorized alteration, forgery or falsification of the content or appearance of this document is unlawful and offenders may be prosecuted to the fullest extent of the law. Unless otherwise stated the results shown in this test report refer only to the sample(s) tested and such sample(s) are retained for 30 days only.

Attention: To check the authenticity of testing /inspection report & certificate, please contact us at telephone: (86-755) 8307 1443, or email: CN.Doccheck@sgs.com

SGS-CSTC Standards Technical Services Co., Ltd.
Shenzhen Branch (Shenzhen) Laboratory

No.1 Workshop, M-10, Middle Section, Science & Technology Park, Nanshan District, Shenzhen, Guangdong, China 518057 t (86-755) 26012053 f (86-755) 26710594 www.sgs.com.cn
中国·广东·深圳市南山区科技园中区M-10栋1号厂房 邮编: 518057 t (86-755) 26012053 f (86-755) 26710594 sgs.china@sgs.com

Test Mode: 02; Line: Neutral Line



Site : Shielding Room
Condition: Neutral
Job No. : 03684AT
Test mode: 02

| | Freq | Cable Loss | LISN Factor | Read Level | Level | Limit Line | Over Limit | Remark |
|-----|---------|------------|-------------|------------|-------|------------|------------|---------|
| | MHz | dB | dB | dBuV | dBuV | dBuV | dB | |
| 1 * | 0.1624 | 0.06 | 9.82 | 35.71 | 45.59 | 65.34 | -19.75 | QP |
| 2 | 0.1624 | 0.06 | 9.82 | 16.81 | 26.69 | 55.34 | -28.65 | Average |
| 3 | 0.1703 | 0.06 | 9.82 | 35.31 | 45.19 | 64.94 | -19.75 | QP |
| 4 | 0.1703 | 0.06 | 9.82 | 16.31 | 26.19 | 54.94 | -28.75 | Average |
| 5 | 0.2672 | 0.07 | 9.80 | 29.46 | 39.33 | 61.20 | -21.87 | QP |
| 6 * | 0.2672 | 0.07 | 9.80 | 18.17 | 28.04 | 51.20 | -23.16 | Average |
| 7 | 0.3100 | 0.07 | 9.79 | 24.57 | 34.43 | 59.97 | -25.54 | QP |
| 8 | 0.3100 | 0.07 | 9.79 | 13.34 | 23.20 | 49.97 | -26.77 | Average |
| 9 | 2.4868 | 0.11 | 9.68 | 8.64 | 18.43 | 56.00 | -37.57 | QP |
| 10 | 2.4868 | 0.11 | 9.68 | -0.84 | 8.95 | 46.00 | -37.05 | Average |
| 11 | 24.1423 | 0.33 | 10.35 | 10.60 | 21.28 | 60.00 | -38.72 | QP |
| 12 | 24.1423 | 0.33 | 10.35 | 3.81 | 14.49 | 50.00 | -35.51 | Average |



7.2 Radiated Emissions which fall in the restricted bands

Test Requirement 47 CFR Part 15, Subpart C 15.205 & 15.209

Test Method: ANSI C63.10 (2013) Section 6.10.5

Measurement Distance: 3m

Limit:

| Frequency(MHz) | Field strength(microvolts/meter) | Measurement distance(meters) |
|----------------|----------------------------------|------------------------------|
| 0.009-0.490 | 2400/F(kHz) | 300 |
| 0.490-1.705 | 24000/F(kHz) | 30 |
| 1.705-30.0 | 30 | 30 |
| 30-88 | 100 | 3 |
| 88-216 | 150 | 3 |
| 216-960 | 200 | 3 |
| Above 960 | 500 | 3 |

Remark: The emission limits shown in the above table are based on measurements employing a CISPR quasi-peak detector except for the frequency bands 9-90kHz, 110-490kHz and above 1000 MHz. Radiated emission limits in these three bands are based on measurements employing an average detector, the peak field strength of any emission shall not exceed the maximum permitted average limits specified above by more than 20 dB under any condition of modulation.

7.2.1 E.U.T. Operation

Operating Environment:

Temperature: 22.5 °C

Humidity: 60.2 % RH

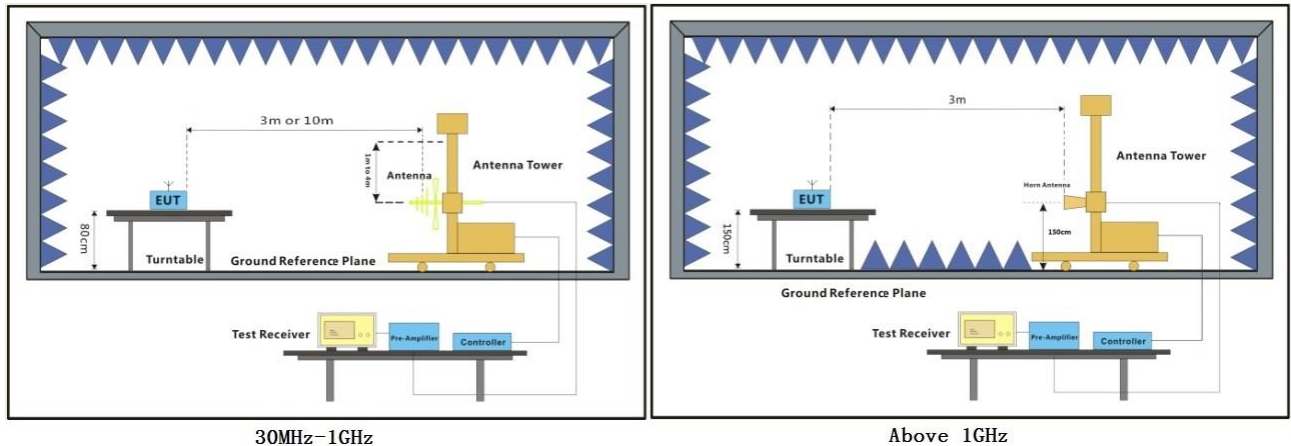
Atmospheric Pressure: 1020 mbar

7.2.2 Test Mode Description

| Pre-scan / Final test | Mode Code | Description |
|-----------------------|-----------|--|
| Final test | 01 | TX_non-Hop mode_Keep the EUT in continuously transmitting mode with GFSK modulation, pi/4DQPSK modulation, 8DPSK modulation. All modes have been tested and only the data of worst case is recorded in the report. |



7.2.3 Test Setup Diagram



7.2.4 Measurement Procedure and Data

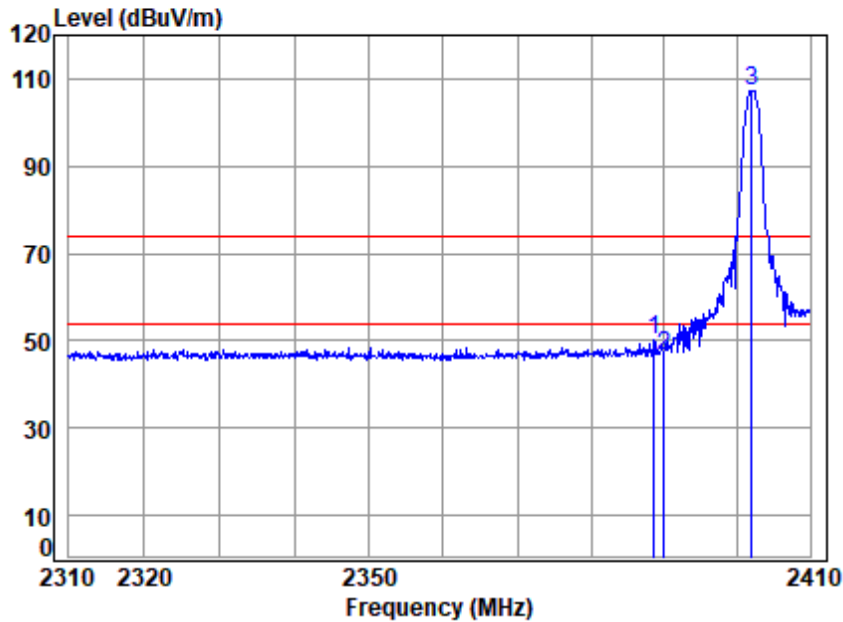
- a. For below 1GHz, the EUT was placed on the top of a rotating table 0.8 meters above the ground at a 3 or 10 meter semi-anechoic chamber. The table was rotated 360 degrees to determine the position of the highest radiation.
- b. For above 1GHz, the EUT was placed on the top of a rotating table 1.5 meters above the ground at a 3 meter fully-anechoic chamber. The table was rotated 360 degrees to determine the position of the highest radiation.
- c. The EUT was set 3 or 10 meters away from the interference-receiving antenna, which was mounted on the top of a variable-height antenna tower.
- d. The antenna height is varied from one meter to four meters above the ground to determine the maximum value of the field strength. Both horizontal and vertical polarizations of the antenna are set to make the measurement.
- e. For each suspected emission, the EUT was arranged to its worst case and then the antenna was tuned to heights from 1 meter to 4 meters (for the test frequency of below 30MHz, the antenna was tuned to heights 1 meter) and the rotatable table was turned from 0 degrees to 360 degrees to find the maximum reading.
- f. The test-receiver system was set to Peak Detect Function and Specified Bandwidth with Maximum Hold Mode.
- g. If the emission level of the EUT in peak mode was 10dB lower than the limit specified, then testing could be stopped and the peak values of the EUT would be reported. Otherwise the emissions that did not have 10dB margin would be re-tested one by one using peak, quasi-peak or average method as specified and then reported in a data sheet.
- h. Test the EUT in the lowest channel, the middle channel, the Highest channel.
- i. The radiation measurements are performed in X, Y, Z axis positioning for Transmitting mode, and found the X axis positioning which it is the worst case.
- j. Repeat above procedures until all frequencies measured was complete.

Remark 1: Level= Read Level+ Cable Loss+ Antenna Factor- Preamp Factor

Remark 2: For frequencies above 1GHz, the field strength limits are based on average limits. However, the peak field strength of any emission shall not exceed the maximum permitted average limits specified above by more than 20 dB under any condition of modulation. For the emissions whose peak level is lower than the average limit, only the peak measurement is shown in the report.



Test Mode: 01; Polarity: Horizontal; Modulation:GFSK; Channel:Low



Condition: 3m HORIZONTAL

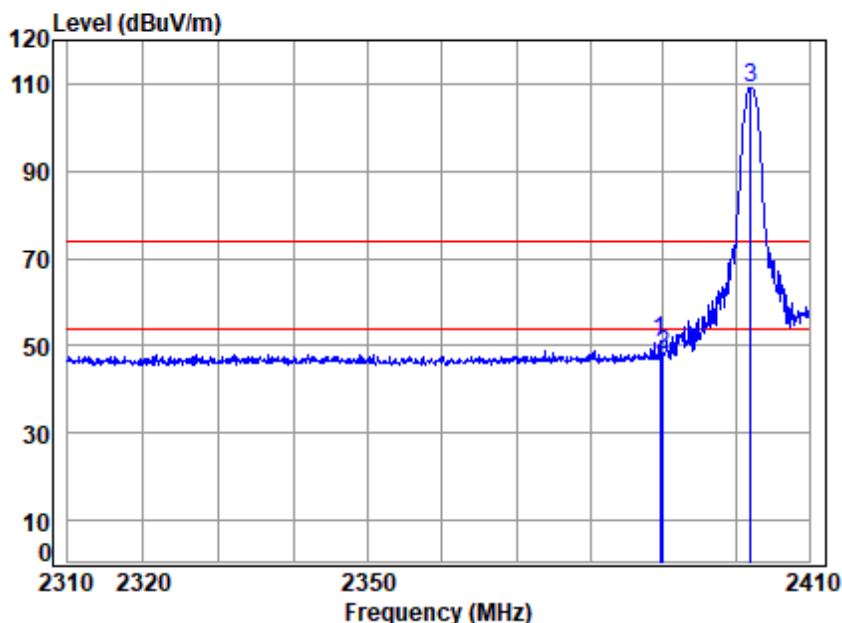
Job No : 03684AT/03683AT

Mode : 2402 Band edge
: BT

| | Freq | Cable Loss | Ant Factor | Preamp Factor | Read Level | Level | Limit | Over Limit | Remark |
|------|----------|------------|------------|---------------|------------|--------|--------|------------|--------|
| | MHz | dB | dB/m | dB | dBuV | dBuV/m | dBuV/m | dB | |
| 1 | 2388.546 | 6.82 | 27.45 | 31.54 | 47.56 | 50.29 | 74.00 | -23.71 | peak |
| 2 | 2390.000 | 6.82 | 27.46 | 31.54 | 43.85 | 46.59 | 74.00 | -27.41 | peak |
| 3 pp | 2402.000 | 6.84 | 27.50 | 31.54 | 104.48 | 107.28 | 74.00 | 33.28 | peak |



Test Mode: 01; Polarity: Vertical; Modulation:GFSK; Channel:Low



Condition: 3m VERTICAL

Job No : 03684AT/03683AT

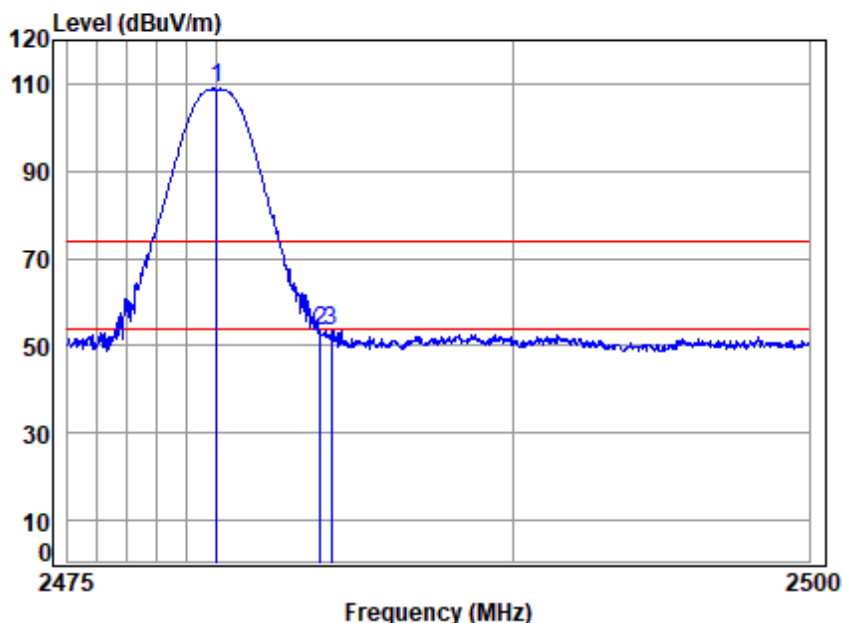
Mode : 2402 Band edge

: BT

| | Freq | Cable Loss | Ant Factor | Preamp Factor | Read Level | Level | Limit | Over | Remark |
|------|----------|------------|------------|---------------|------------|--------|--------|--------|--------|
| | MHz | dB | dB/m | dB | dBuV | dBuV/m | dBuV/m | dB | |
| 1 | 2389.558 | 6.82 | 27.46 | 31.54 | 48.42 | 51.16 | 74.00 | -22.84 | peak |
| 2 | 2390.000 | 6.82 | 27.46 | 31.54 | 44.99 | 47.73 | 74.00 | -26.27 | peak |
| 3 pp | 2402.000 | 6.84 | 27.50 | 31.54 | 106.10 | 108.90 | 74.00 | 34.90 | peak |



Test Mode: 01; Polarity: Horizontal; Modulation:GFSK; Channel:High



Condition: 3m HORIZONTAL

Job No : 03684AT/03683AT

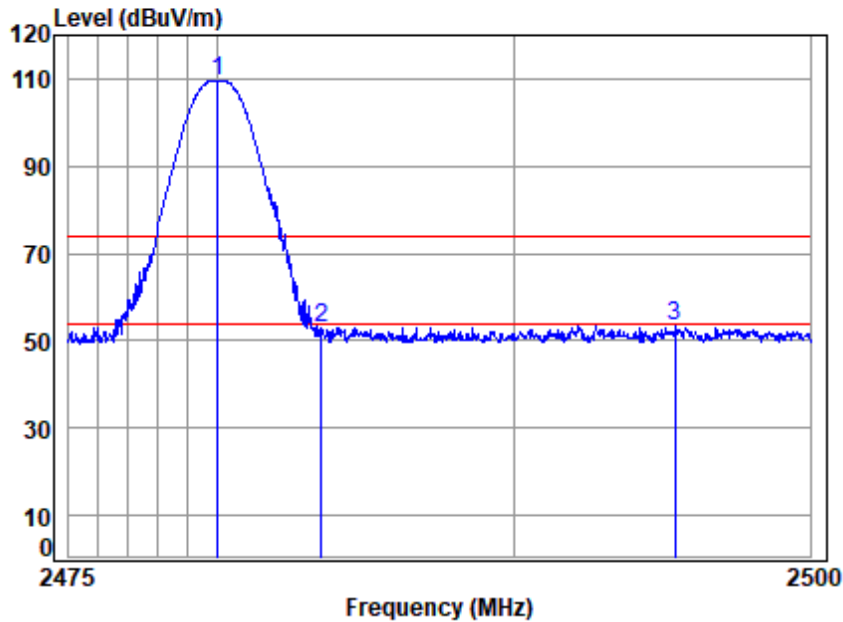
Mode : 2480 Band edge

: BT

| | | Cable | Ant | Preamp | Read | | Limit | Over | |
|---|-------------|-------|--------|--------|--------|--------|--------|--------|--------|
| | Freq | Loss | Factor | Factor | Level | Level | Line | Limit | Remark |
| | MHz | dB | dB/m | dB | dBuV | dBuV/m | dBuV/m | dB | |
| 1 | pp 2480.000 | 7.37 | 27.78 | 31.55 | 105.25 | 108.85 | 74.00 | 34.85 | Peak |
| 2 | 2483.500 | 7.40 | 27.80 | 31.55 | 49.55 | 53.20 | 74.00 | -20.80 | Peak |
| 3 | 2483.846 | 7.40 | 27.80 | 31.55 | 49.78 | 53.43 | 74.00 | -20.57 | Peak |



Test Mode: 01; Polarity: Vertical; Modulation:GFSK; Channel:High



Condition: 3m VERTICAL

Job No : 03684AT/03683AT

Mode : 2480 Band edge

: BT

| | | Cable | Ant | Preamp | Read | | Limit | Over | |
|------|----------|-------|--------|--------|--------|--------|--------|--------|--------|
| | Freq | Loss | Factor | Factor | Level | Level | Line | Limit | Remark |
| | MHz | dB | dB/m | dB | dBuV | dBuV/m | dBuV/m | dB | |
| 1 pp | 2480.000 | 7.37 | 27.78 | 31.55 | 106.01 | 109.61 | 74.00 | 35.61 | Peak |
| 2 | 2483.500 | 7.40 | 27.80 | 31.55 | 49.25 | 52.90 | 74.00 | -21.10 | Peak |
| 3 | 2495.431 | 7.48 | 27.87 | 31.55 | 49.46 | 53.26 | 74.00 | -20.74 | Peak |



7.3 Radiated Spurious Emissions Below 1GHz

Test Requirement 47 CFR Part 15, Subpart C 15.205 & 15.209

Test Method: ANSI C63.10 (2013) Section 6.4,6.5

Measurement Distance: 10m

Limit:

| Frequency(MHz) | Field strength(microvolts/meter) | Measurement distance(meters) |
|----------------|----------------------------------|------------------------------|
| 0.009-0.490 | 2400/F(kHz) | 300 |
| 0.490-1.705 | 24000/F(kHz) | 30 |
| 1.705-30.0 | 30 | 30 |
| 30-88 | 100 | 3 |
| 88-216 | 150 | 3 |
| 216-960 | 200 | 3 |
| 960-1000 | 500 | 3 |

7.3.1 E.U.T. Operation

Operating Environment:

Temperature: 23.6 °C

Humidity: 50.9 % RH

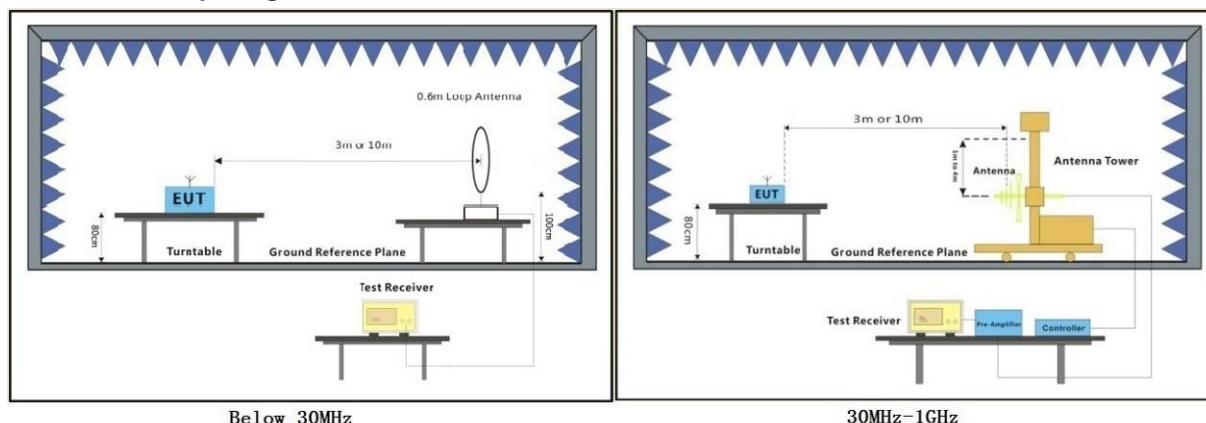
Atmospheric Pressure: 1020 mbar

7.3.2 Test Mode Description

| Pre-scan / Final test | Mode Code | Description |
|-----------------------|-----------|--|
| Pre-scan | 01 | TX_non-Hop mode_Keep the EUT in continuously transmitting mode with GFSK modulation, pi/4DQPSK modulation, 8DPSK modulation. All modes have been tested and only the data of worst case is recorded in the report. |
| Final test | 02 | Charge + TX_non-Hop mode_Keep the EUT in charging and continuously transmitting mode with GFSK modulation, Pi/4DQPSK modulation, 8DPSK modulation. All modes have been tested and only the data of worst case is recorded in the report. |



7.3.3 Test Setup Diagram



7.3.4 Measurement Procedure and Data

- For below 1GHz, the EUT was placed on the top of a rotating table 0.8 meters above the ground at a 3 or 10 meter semi-anechoic chamber. The table was rotated 360 degrees to determine the position of the highest radiation.
- The EUT was set 3 or 10 meters away from the interference-receiving antenna, which was mounted on the top of a variable-height antenna tower.
- The antenna height is varied from one meter to four meters above the ground to determine the maximum value of the field strength. Both horizontal and vertical polarizations of the antenna are set to make the measurement.
- For each suspected emission, the EUT was arranged to its worst case and then the antenna was tuned to heights from 1 meter to 4 meters (for the test frequency of below 30MHz, the antenna was tuned to heights 1 meter) and the rotatable table was turned from 0 degrees to 360 degrees to find the maximum reading.
- The test-receiver system was set to Peak Detect Function and Specified Bandwidth with Maximum Hold Mode.
- If the emission level of the EUT in peak mode was 10dB lower than the limit specified, then testing could be stopped and the peak values of the EUT would be reported. Otherwise the emissions that did not have 10dB margin would be re-tested one by one using quasi-peak method as specified and then reported in a data sheet.
- Test the EUT in the lowest channel, the middle channel, the Highest channel.
- The radiation measurements are performed in X, Y, Z axis positioning for Transmitting mode, and found the X axis positioning which it is the worst case.
- Repeat above procedures until all frequencies measured was complete.

Remark:

- Level= Read Level+ Cable Loss+ Antenna Factor- Preamp Factor
- Scan from 9kHz to 30MHz, the disturbance below 30MHz was very low. The points marked on above plots are the highest emissions could be found when testing, so only above points had been displayed. The amplitude of spurious emissions from the radiator which are attenuated more than 20dB below the limit need not be reported.
- Two batteries were tested, only the worst case of Battery 1 was recorded in the report.



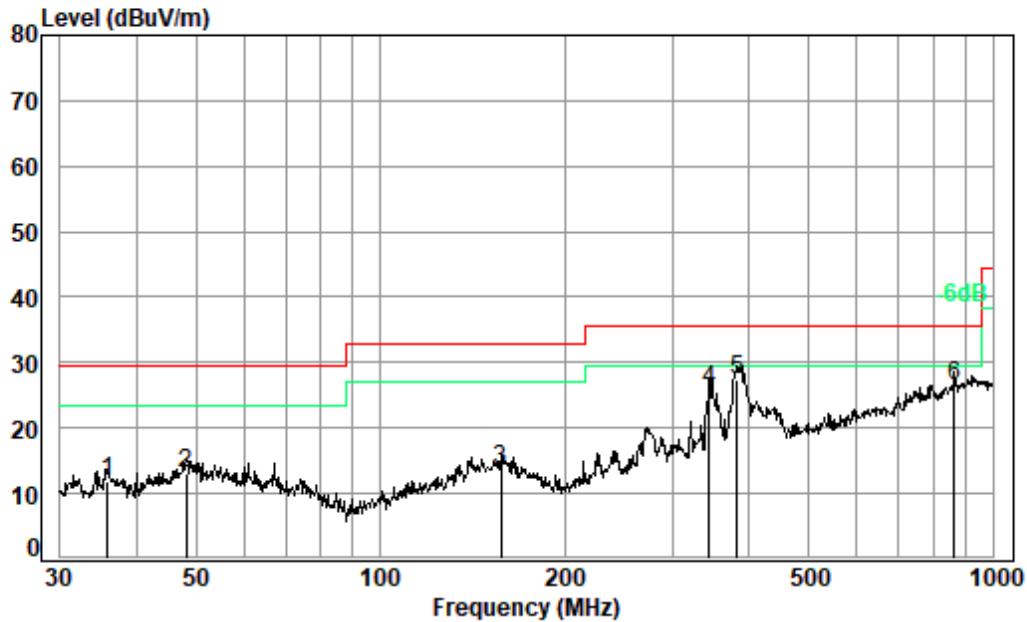
SGS-CSTC Standards Technical Services Co., Ltd. Shenzhen Branch

SZEMC-TRF-01 Rev. A/1

Report No.: SZCR240900368402

Page: 26 of 90

Test Mode: 02; Polarity: Horizontal



Condition: 10m HORIZONTAL
Job No. : 03683AT/03684AT
Test Mode: 02
: 3#

| | | Read | Ant | Cable | Preamp | | Limit | Over | |
|------|---------|-------|--------|-------|--------|--------|--------|--------|--------|
| | Freq | Level | Factor | Loss | Factor | Level | Line | Limit | Remark |
| | MHz | dBuV | dB/m | dB | dB | dBuV/m | dBuV/m | dB | |
| 1 | 35.875 | 27.23 | 16.63 | 0.46 | 32.50 | 11.82 | 29.50 | -17.68 | QP |
| 2 | 48.163 | 27.17 | 17.97 | 0.53 | 32.50 | 13.17 | 29.50 | -16.33 | QP |
| 3 | 157.559 | 27.33 | 17.84 | 0.98 | 32.40 | 13.75 | 33.00 | -19.25 | QP |
| 4 | 344.386 | 38.12 | 18.47 | 1.54 | 32.30 | 25.83 | 35.60 | -9.77 | QP |
| 5 pp | 382.588 | 38.64 | 19.46 | 1.62 | 32.30 | 27.42 | 35.60 | -8.18 | QP |
| 6 | 866.088 | 28.32 | 27.20 | 2.59 | 31.60 | 26.51 | 35.60 | -9.09 | QP |



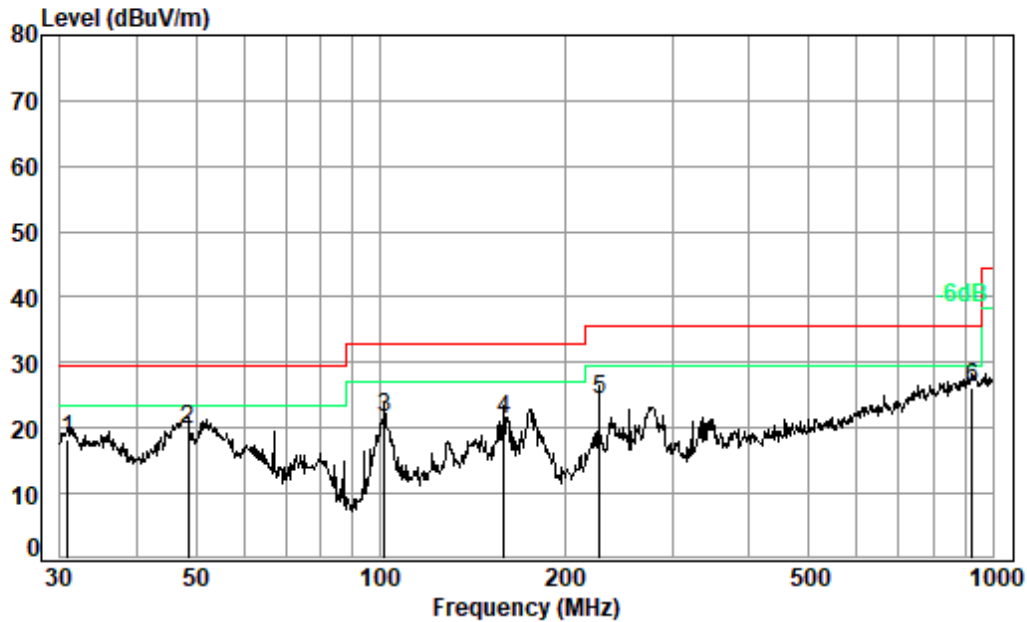
SGS-CSTC Standards Technical Services Co., Ltd.
Shenzhen Branch

Unless otherwise agreed in writing, this document is issued by the Company subject to its General Conditions of Service printed overleaf, available on request or accessible at <https://www.sgs.com/en/Terms-and-Conditions>. Attention is drawn to the limitation of liability, indemnification and jurisdiction issues defined therein. Any holder of this document is advised that information contained hereon reflects the Company's findings at the time of its intervention only and within the limits of Client's instructions, if any. The Company's sole responsibility is to its Client and this document does not exonerate parties to a transaction from exercising all their rights and obligations under the transaction documents. This document cannot be reproduced except in full, without prior written approval of the Company. Any unauthorized alteration, forgery or falsification of the content or appearance of this document is unlawful and offenders may be prosecuted to the fullest extent of the law. Unless otherwise stated the results shown in this test report refer only to the sample(s) tested and such sample(s) are retained for 30 days only.

Attention: To check the authenticity of testing /inspection report & certificate, please contact us at telephone: (86-755) 8307 1443, or email: CN.Doccheck@sgs.com

No.1 Workshop, M-10, Middle Section, Science & Technology Park, Nanshan District, Shenzhen, Guangdong, China 518057 t (86-755) 26012053 f (86-755) 26710594 www.sgs.com.cn
中国·广东·深圳市南山区科技园中区M-10栋1号厂房 邮编: 518057 t (86-755) 26012053 f (86-755) 26710594 sgs.china@sgs.com

Test Mode: 02; Polarity: Vertical



Condition: 10m VERTICAL

Job No. : 03683AT/03684AT

Test Mode: 02

: 3#

| | | Read | Ant | Cable | Preamp | | Limit | Over | |
|------|---------|-------|--------|-------|--------|--------|--------|--------|--------|
| | Freq | Level | Factor | Loss | Factor | Level | Line | Limit | Remark |
| | MHz | dBuV | dB/m | dB | dB | dBuV/m | dBuV/m | dB | |
| 1 | 30.853 | 34.59 | 15.65 | 0.43 | 32.50 | 18.17 | 29.50 | -11.33 | QP |
| 2 | 48.502 | 33.61 | 18.02 | 0.53 | 32.50 | 19.66 | 29.50 | -9.84 | QP |
| 3 | 101.644 | 39.86 | 13.40 | 0.76 | 32.40 | 21.62 | 33.00 | -11.38 | QP |
| 4 | 159.225 | 34.96 | 17.80 | 0.99 | 32.40 | 21.35 | 33.00 | -11.65 | QP |
| 5 | 227.691 | 40.95 | 14.64 | 1.23 | 32.37 | 24.45 | 35.60 | -11.15 | QP |
| 6 pp | 925.756 | 27.11 | 27.84 | 2.66 | 31.35 | 26.26 | 35.60 | -9.34 | QP |



SGS-CSTC Standards Technical Services Co., Ltd. Shenzhen Branch

SZEMC-TRF-01 Rev. A/1

Report No.: SZCR240900368402

Page: 28 of 90

The test was performed at a 10m test site. According to below formulate and the test data at 10m test distance,

$$L_3 / L_{10} = D_{10} / D_3$$

Note:

L₃: Level @ 3m distance. Unit: uV/m;

L₁₀: Level @ 10m distance. Unit: uV/m;

D₃: 3m distance. Unit: m

D₁₀: 10m distance. Unit: m

The level at 3m test distance is below:

| Frequency (MHz) | Level @ 10m (dBuV/m) | Level @ 10m (uV/m) | Level @ 3m (uV/m) | Level @ 3m (dBuV/m) | Limit @ 3m (dBuV/m) | Margin (dB) | Ant. Polarization |
|-----------------|----------------------|--------------------|-------------------|---------------------|---------------------|-------------|-------------------|
| 35.875 | 11.82 | 3.90 | 13.00 | 22.28 | 40.00 | -17.72 | H |
| 48.163 | 13.17 | 4.56 | 15.18 | 23.63 | 40.00 | -16.37 | H |
| 157.559 | 13.75 | 4.87 | 16.23 | 24.21 | 43.50 | -19.29 | H |
| 344.386 | 25.83 | 19.57 | 65.22 | 36.29 | 46.00 | -9.71 | H |
| 382.588 | 27.42 | 23.50 | 78.32 | 37.88 | 46.00 | -8.12 | H |
| 866.088 | 26.51 | 21.16 | 70.53 | 36.97 | 46.00 | -9.03 | H |
| 30.853 | 18.17 | 8.10 | 27.00 | 28.63 | 40.00 | -11.37 | V |
| 48.502 | 19.66 | 9.62 | 32.05 | 30.12 | 40.00 | -9.88 | V |
| 101.644 | 21.62 | 12.05 | 40.17 | 32.08 | 43.50 | -11.42 | V |
| 159.225 | 21.35 | 11.68 | 38.94 | 31.81 | 43.50 | -11.69 | V |
| 227.691 | 24.45 | 16.69 | 55.64 | 34.91 | 46.00 | -11.09 | V |
| 925.756 | 26.26 | 20.56 | 68.53 | 36.72 | 46.00 | -9.28 | V |



SGS-CSTC Standards Technical Services Co., Ltd.
Shenzhen Branch Inspection & Testing Laboratory

Unless otherwise agreed in writing, this document is issued by the Company subject to its General Conditions of Service printed overleaf, available on request or accessible at <https://www.sgs.com/en/Terms-and-Conditions>. Attention is drawn to the limitation of liability, indemnification and jurisdiction issues defined therein. Any holder of this document is advised that information contained hereon reflects the Company's findings at the time of its intervention only and within the limits of Client's instructions, if any. The Company's sole responsibility is to its Client and this document does not exonerate parties to a transaction from exercising all their rights and obligations under the transaction documents. This document cannot be reproduced except in full, without prior written approval of the Company. Any unauthorized alteration, forgery or falsification of the content or appearance of this document is unlawful and offenders may be prosecuted to the fullest extent of the law. Unless otherwise stated the results shown in this test report refer only to the sample(s) tested and such sample(s) are retained for 30 days only.

Attention: To check the authenticity of testing / inspection report & certificate, please contact us at telephone: (86-755) 8307 1443, or email: CN.Doccheck@sgs.com

No.1 Workshop, M-10, Middle Section, Science & Technology Park, Nanshan District, Shenzhen, Guangdong, China 518057 t (86-755) 26012053 f (86-755) 26710594 www.sgsgroup.com.cn
中国·广东·深圳市南山区科技园中区M-10栋1号厂房 邮编: 518057 t (86-755) 26012053 f (86-755) 26710594 sgs.china@sgs.com

7.4 Radiated Spurious Emissions Above 1GHz

Test Requirement 47 CFR Part 15, Subpart C 15.205 & 15.209

Test Method: ANSI C63.10 (2013) Section 6.6

Measurement Distance: 3m

Limit:

| Frequency(MHz) | Field strength(microvolts/meter) | Measurement distance(meters) |
|----------------|----------------------------------|------------------------------|
| Above 1000 | 500 | 3 |

7.4.1 E.U.T. Operation

Operating Environment:

Temperature: 23.5 °C

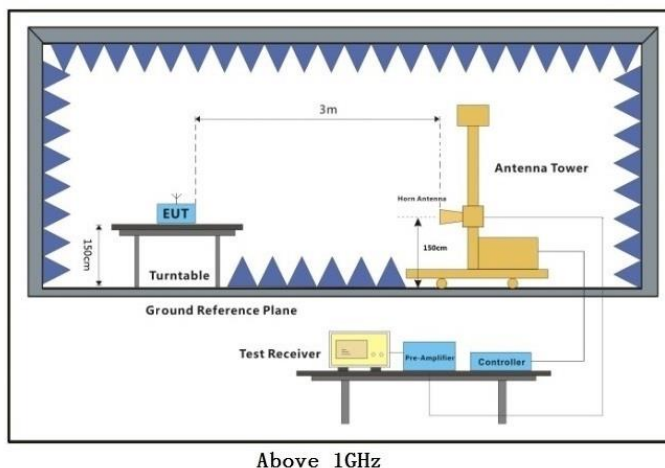
Humidity: 60.3 % RH

Atmospheric Pressure: 1020 mbar

7.4.2 Test Mode Description

| Pre-scan / Final test | Mode Code | Description |
|-----------------------|-----------|--|
| Final test | 01 | TX_non-Hop mode_Keep the EUT in continuously transmitting mode with GFSK modulation, pi/4DQPSK modulation, 8DPSK modulation. All modes have been tested and only the data of worst case is recorded in the report. |

7.4.3 Test Setup Diagram



7.4.4 Measurement Procedure and Data

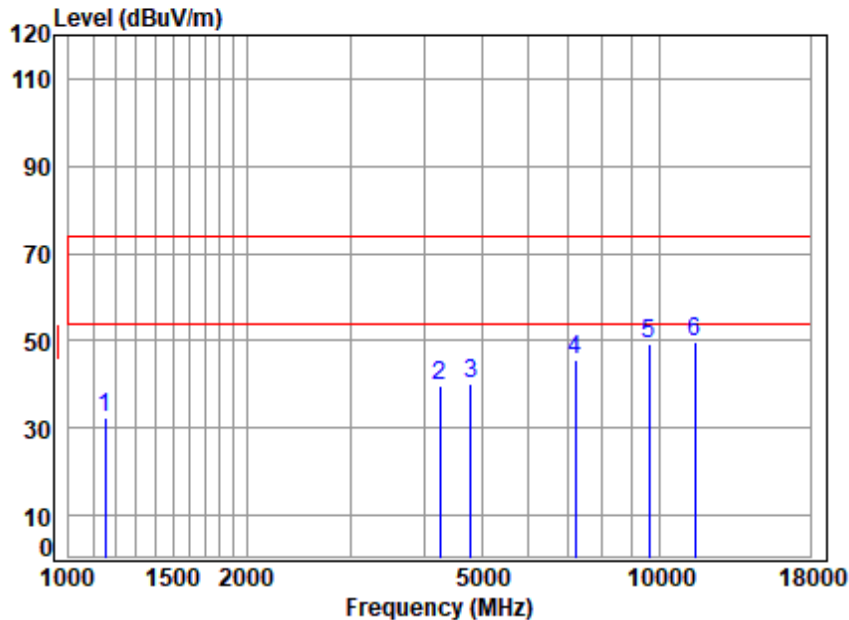
- a. For above 1GHz, the EUT was placed on the top of a rotating table 1.5 meters above the ground at a 3 meter fully-anechoic chamber. The table was rotated 360 degrees to determine the position of the highest radiation.
- b. The EUT was set 3 meters away from the interference-receiving antenna, which was mounted on the top of a variable-height antenna tower.
- c. The antenna height is varied from one meter to four meters above the ground to determine the maximum value of the field strength. Both horizontal and vertical polarizations of the antenna are set to make the measurement.
- d. For each suspected emission, the EUT was arranged to its worst case and then the antenna was tuned to heights from 1 meter to 4 meters (for the test frequency of below 30MHz, the antenna was tuned to heights 1 meter) and the rotatable table was turned from 0 degrees to 360 degrees to find the maximum reading.
- e. The test-receiver system was set to Peak Detect Function and Specified Bandwidth with Maximum Hold Mode.
- f. If the emission level of the EUT in peak mode was 10dB lower than the limit specified, then testing could be stopped and the peak values of the EUT would be reported. Otherwise the emissions that did not have 10dB margin would be re-tested one by one using peak or average method as specified and then reported in a data sheet.
- g. Test the EUT in the lowest channel, the middle channel, the Highest channel.
- h. The radiation measurements are performed in X, Y, Z axis positioning for Transmitting mode, and found the X axis positioning which it is the worst case.
- i. Repeat above procedures until all frequencies measured was complete.

Remark:

1. Level= Read Level+ Cable Loss+ Antenna Factor- Preamp Factor
2. Scan from 1GHz to 25GHz, the disturbance above 18GHz was very low. The points marked on above plots are the highest emissions could be found when testing, so only above points had been displayed. The amplitude of spurious emissions from the radiator which are attenuated more than 20dB below the limit need not be reported.
3. As shown in this section, for frequencies above 1GHz, the field strength limits are based on average limits. However, the peak field strength of any emission shall not exceed the maximum permitted average limits specified above by more than 20 dB under any condition of modulation. For the emissions whose peak level is lower than the average limit, only the peak measurement is shown in the report.



Test Mode: 01; Polarity: Horizontal; Modulation:GFSK; Channel:Low



Condition: 3m HORIZONTAL

Job No : 03684AT/03683AT

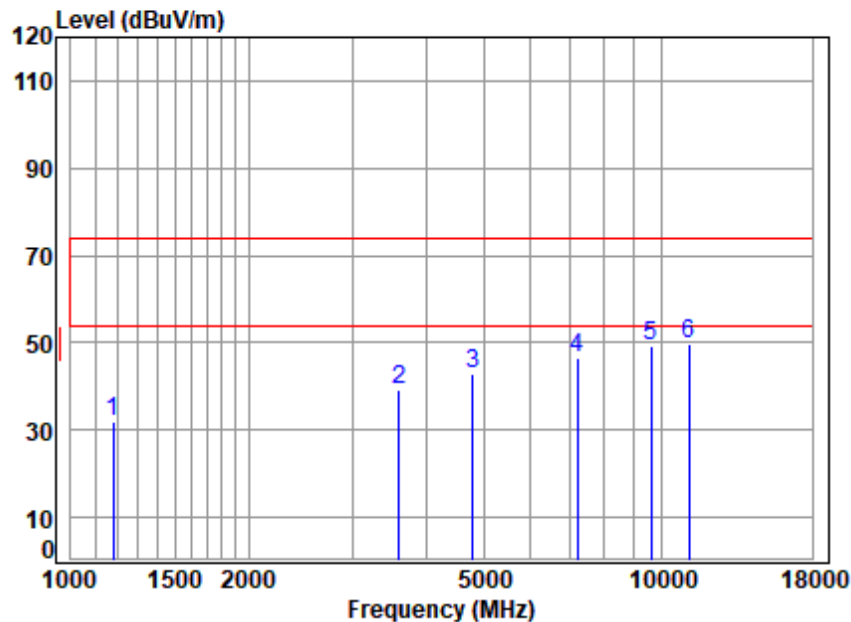
Mode : 2402 TX RSE

: BT

| | Freq | Cable Loss | Ant Factor | Preamp Factor | Read Level | Level | Limit | Over | Remark |
|---|-------------|------------|------------|---------------|------------|--------|--------|--------|--------|
| | MHz | dB | dB/m | dB | dBuV | dBuV/m | dBuV/m | dB | |
| 1 | 1152.148 | 7.15 | 25.40 | 54.70 | 54.36 | 32.21 | 74.00 | -41.79 | peak |
| 2 | 4254.921 | 8.48 | 31.12 | 55.78 | 55.68 | 39.50 | 74.00 | -34.50 | peak |
| 3 | 4804.000 | 8.90 | 31.92 | 56.16 | 55.49 | 40.15 | 74.00 | -33.85 | peak |
| 4 | 7206.000 | 11.10 | 36.60 | 56.54 | 54.58 | 45.74 | 74.00 | -28.26 | peak |
| 5 | 9608.000 | 12.38 | 38.78 | 54.45 | 52.63 | 49.34 | 74.00 | -24.66 | peak |
| 6 | pp11500.200 | 14.23 | 39.60 | 53.65 | 49.57 | 49.75 | 74.00 | -24.25 | peak |



Test Mode: 01; Polarity: Vertical; Modulation:GFSK; Channel:Low



Condition: 3m VERTICAL

Job No : 03684AT/03683AT

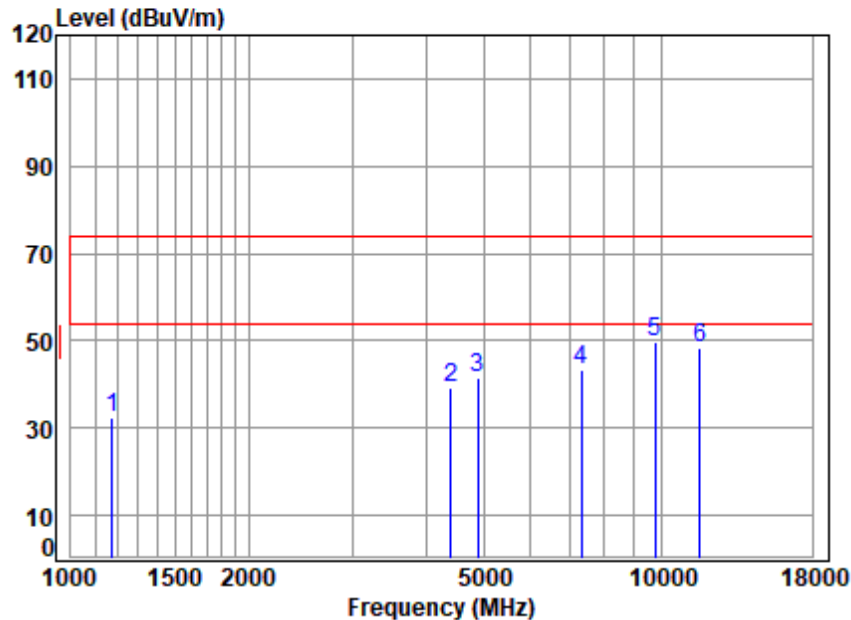
Mode : 2402 TX RSE

: BT

| | Freq | Cable Loss | Ant Factor | Preamp Factor | Read Level | Level | Limit | Over Limit | Remark |
|---|-------------|------------|------------|---------------|------------|--------|--------|------------|--------|
| | MHz | dB | dB/m | dB | dBuV | dBuV/m | dBuV/m | dB | |
| 1 | 1179.100 | 7.17 | 25.34 | 54.70 | 54.08 | 31.89 | 74.00 | -42.11 | peak |
| 2 | 3598.203 | 7.76 | 29.90 | 55.36 | 56.82 | 39.12 | 74.00 | -34.88 | Peak |
| 3 | 4804.000 | 8.90 | 31.92 | 56.16 | 58.09 | 42.75 | 74.00 | -31.25 | peak |
| 4 | 7206.000 | 11.10 | 36.60 | 56.54 | 55.18 | 46.34 | 74.00 | -27.66 | peak |
| 5 | 9608.000 | 12.38 | 38.78 | 54.45 | 52.59 | 49.30 | 74.00 | -24.70 | peak |
| 6 | pp11140.310 | 14.17 | 39.54 | 53.54 | 49.64 | 49.81 | 74.00 | -24.19 | peak |



Test Mode: 01; Polarity: Horizontal; Modulation:GFSK; Channel:middle



Condition: 3m HORIZONTAL

Job No : 03684AT/03683AT

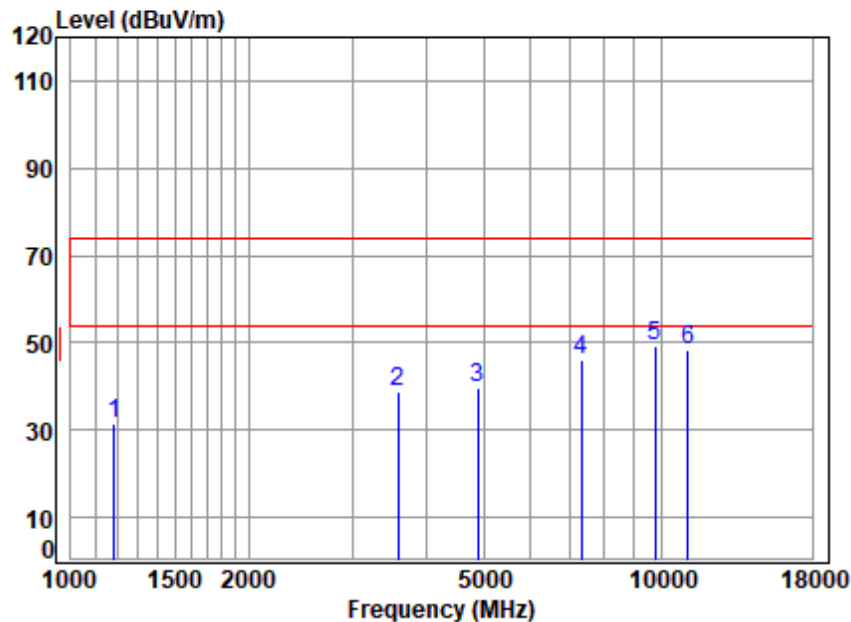
Mode : 2441 TX RSE

: BT

| | Freq | Cable Loss | Ant Factor | Preamp Factor | Read Level | Level | Limit | Over Limit | Remark |
|------|-----------|------------|------------|---------------|------------|--------|--------|------------|--------|
| | MHz | dB | dB/m | dB | dBuV | dBuV/m | dBuV/m | dB | |
| 1 | 1175.697 | 7.17 | 25.35 | 54.70 | 54.66 | 32.48 | 74.00 | -41.52 | peak |
| 2 | 4405.090 | 8.54 | 31.22 | 55.88 | 55.29 | 39.17 | 74.00 | -34.83 | peak |
| 3 | 4882.000 | 8.98 | 32.16 | 56.22 | 56.78 | 41.70 | 74.00 | -32.30 | peak |
| 4 | 7323.000 | 11.12 | 36.75 | 56.44 | 52.11 | 43.54 | 74.00 | -30.46 | peak |
| 5 pp | 9764.000 | 12.86 | 38.60 | 54.31 | 52.57 | 49.72 | 74.00 | -24.28 | peak |
| 6 | 11633.930 | 14.45 | 39.57 | 53.69 | 47.94 | 48.27 | 74.00 | -25.73 | peak |



Test Mode: 01; Polarity: Vertical; Modulation:GFSK; Channel:middle



Condition: 3m VERTICAL

Job No : 03684AT/03683AT

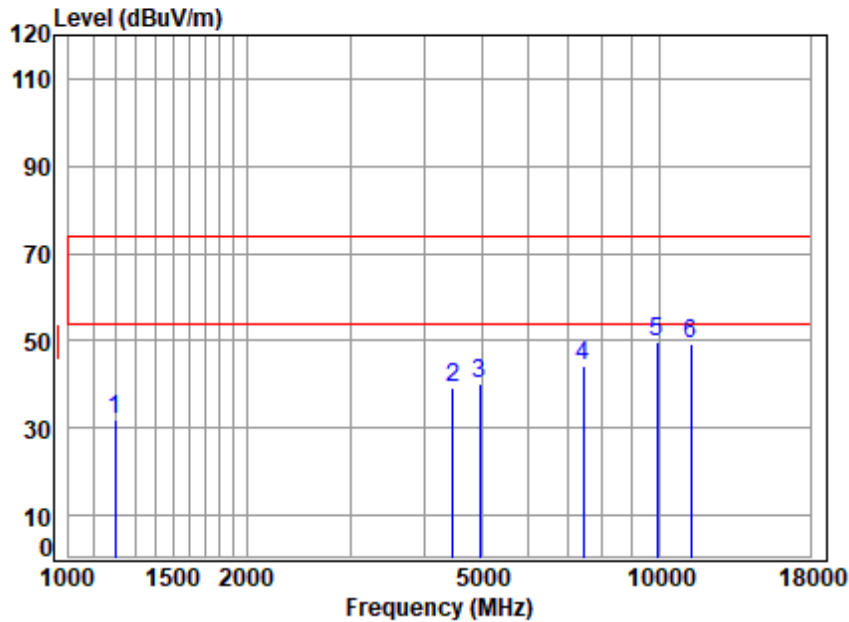
Mode : 2441 TX RSE

: BT

| | Freq | Cable Loss | Ant Factor | Preamp Factor | Read Level | Level | Limit Line | Over Limit | Remark |
|------|-----------|------------|------------|---------------|------------|--------|------------|------------|--------|
| | MHz | dB | dB/m | dB | dBuV | dBuV/m | dBuV/m | dB | |
| 1 | 1185.936 | 7.18 | 25.33 | 54.70 | 53.79 | 31.60 | 74.00 | -42.40 | peak |
| 2 | 3587.818 | 7.76 | 29.88 | 55.35 | 56.53 | 38.82 | 74.00 | -35.18 | peak |
| 3 | 4882.000 | 8.98 | 32.16 | 56.22 | 54.80 | 39.72 | 74.00 | -34.28 | peak |
| 4 | 7323.000 | 11.12 | 36.75 | 56.44 | 54.53 | 45.96 | 74.00 | -28.04 | peak |
| 5 pp | 9764.000 | 12.86 | 38.60 | 54.31 | 52.11 | 49.26 | 74.00 | -24.74 | peak |
| 6 | 11108.160 | 14.13 | 39.51 | 53.53 | 48.19 | 48.30 | 74.00 | -25.70 | peak |



Test Mode: 01; Polarity: Horizontal; Modulation:GFSK; Channel:High



Condition: 3m HORIZONTAL

Job No : 03684AT/03683AT

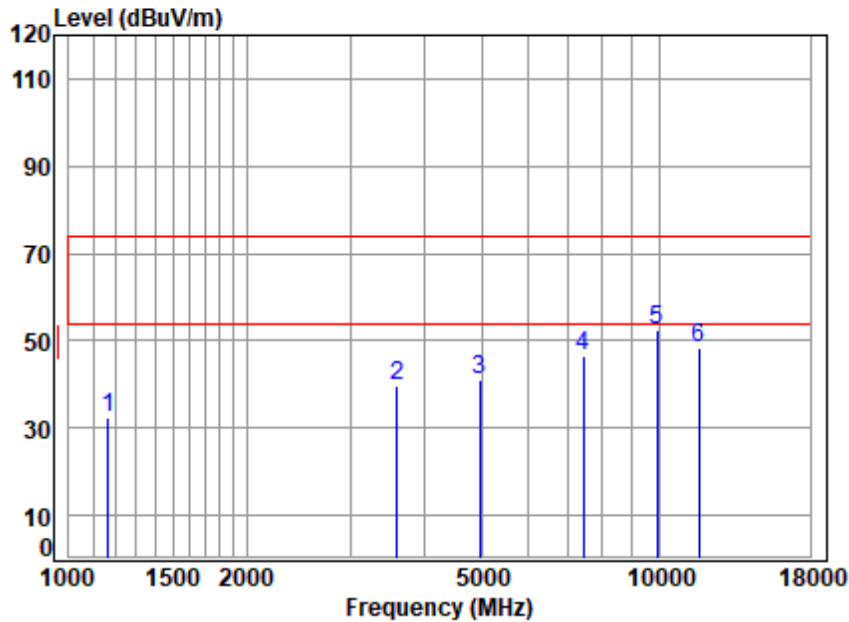
Mode : 2480 TX RSE

: BT

| | Freq | Cable Loss | Ant Factor | Preamp Factor | Read Level | Level | Limit | Over | Remark |
|------|-----------|------------|------------|---------------|------------|--------|--------|--------|--------|
| | MHz | dB | dB/m | dB | dBuV | dBuV/m | dBuV/m | dB | |
| 1 | 1199.726 | 7.19 | 25.30 | 54.70 | 54.37 | 32.16 | 74.00 | -41.84 | peak |
| 2 | 4469.214 | 8.55 | 31.48 | 55.93 | 54.97 | 39.07 | 74.00 | -34.93 | peak |
| 3 | 4960.000 | 9.07 | 32.20 | 56.27 | 55.25 | 40.25 | 74.00 | -33.75 | peak |
| 4 | 7440.000 | 11.08 | 36.78 | 56.35 | 52.89 | 44.40 | 74.00 | -29.60 | peak |
| 5 pp | 9920.000 | 12.73 | 38.90 | 54.17 | 52.36 | 49.82 | 74.00 | -24.18 | peak |
| 6 | 11302.480 | 14.39 | 39.70 | 53.59 | 49.00 | 49.50 | 74.00 | -24.50 | peak |



Test Mode: 01; Polarity: Vertical; Modulation:GFSK; Channel:High



Condition: 3m VERTICAL

Job No : 03684AT/03683AT

Mode : 2480 TX RSE

: BT

| | Freq | Cable Loss | Ant Factor | Preamp Factor | Read Level | Level | Limit | Over Limit | Remark |
|------|-----------|------------|------------|---------------|------------|--------|--------|------------|--------|
| | MHz | dB | dB/m | dB | dBuV | dBuV/m | dBuV/m | dB | |
| 1 | 1165.546 | 7.16 | 25.37 | 54.70 | 54.53 | 32.36 | 74.00 | -41.64 | peak |
| 2 | 3598.203 | 7.76 | 29.90 | 55.36 | 57.23 | 39.53 | 74.00 | -34.47 | peak |
| 3 | 4960.000 | 9.07 | 32.20 | 56.27 | 56.08 | 41.08 | 74.00 | -32.92 | peak |
| 4 | 7440.000 | 11.08 | 36.78 | 56.35 | 55.05 | 46.56 | 74.00 | -27.44 | peak |
| 5 pp | 9920.000 | 12.73 | 38.90 | 54.17 | 55.12 | 52.58 | 74.00 | -21.42 | peak |
| 6 | 11667.600 | 14.42 | 39.53 | 53.70 | 48.11 | 48.36 | 74.00 | -25.64 | peak |



7.5 Conducted Peak Output Power

Test Requirement 47 CFR Part 15, Subpart C 15.247(b)(1)

Test Method: ANSI C63.10 (2013) Section 7.8.5

Limit:

| Frequency range(MHz) | Output power of the intentional radiator(watt) |
|----------------------|--|
| 902-928 | 1 for ≥ 50 hopping channels |
| | 0.25 for $25 \leq$ hopping channels < 50 |
| | 1 for digital modulation |
| 2400-2483.5 | 1 for ≥ 75 non-overlapping hopping channels |
| | 0.125 for all other frequency hopping systems |
| | 1 for digital modulation |
| 5725-5850 | 1 for frequency hopping systems and digital modulation |

7.5.1 E.U.T. Operation

Operating Environment:

Temperature: 24.9 °C

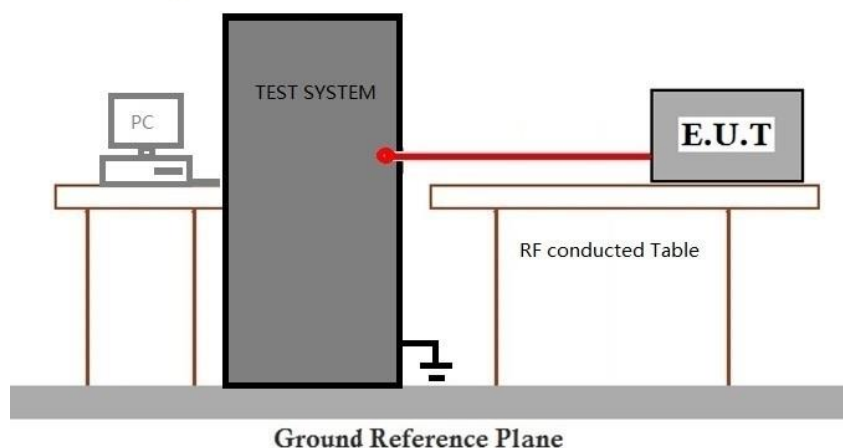
Humidity: 37.6 % RH

Atmospheric Pressure: 1020 mbar

7.5.2 Test Mode Description

| Pre-scan / Final test | Mode Code | Description |
|-----------------------|-----------|--|
| Final test | 01 | TX_non-Hop mode_Keep the EUT in continuously transmitting mode with GFSK modulation, pi/4DQPSK modulation, 8DPSK modulation. All modes have been tested and only the data of worst case is recorded in the report. |

7.5.3 Test Setup Diagram



7.5.4 Measurement Procedure and Data

Note: Since the verify power the same operating range bandwidth and smaller power can be covered by the higher power.

Please Refer to Appendix for Details



7.6 20dB Bandwidth

Test Requirement 47 CFR Part 15, Subpart C 15.247(a)(1)

Test Method: ANSI C63.10 (2013) Section 7.8.7

7.6.1 E.U.T. Operation

Operating Environment:

Temperature: 24.9 °C

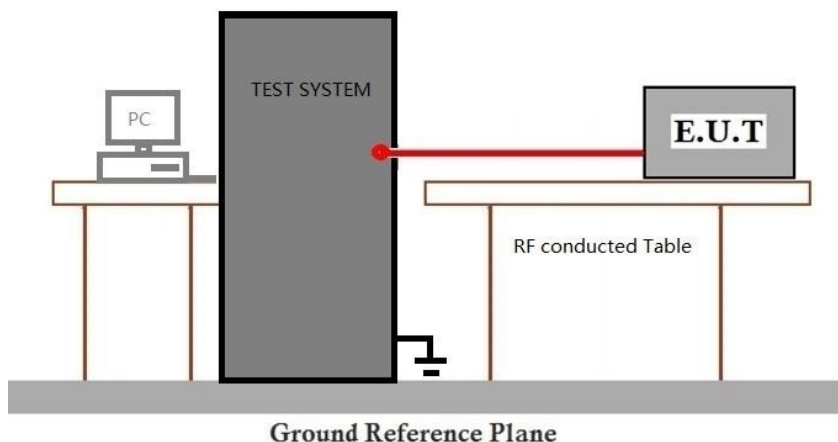
Humidity: 37.6 % RH

Atmospheric Pressure: 1020 mbar

7.6.2 Test Mode Description

| Pre-scan / Final test | Mode Code | Description |
|-----------------------|-----------|--|
| Final test | 01 | TX_non-Hop mode_Keep the EUT in continuously transmitting mode with GFSK modulation, pi/4DQPSK modulation, 8DPSK modulation. All modes have been tested and only the data of worst case is recorded in the report. |

7.6.3 Test Setup Diagram



7.6.4 Measurement Procedure and Data

Please Refer to Appendix for Details



7.7 Carrier Frequencies Separation

Test Requirement 47 CFR Part 15, Subpart C 15.247a(1)

Test Method: ANSI C63.10 (2013) Section 7.8.2

Limit:

Frequency hopping systems shall have hopping channel carrier frequencies separated by a minimum of 25 kHz or the 20 dB bandwidth of the hopping channel, whichever is greater. Alternatively, frequency hopping systems operating in the 2400-2483.5 MHz band may have hopping channel carrier frequencies that are separated by 25 kHz or two-thirds of the 20 dB bandwidth of the hopping channel, whichever is greater, provided the systems operate with an output power no greater than 125 mW.

7.7.1 E.U.T. Operation

Operating Environment:

Temperature: 24.9 °C

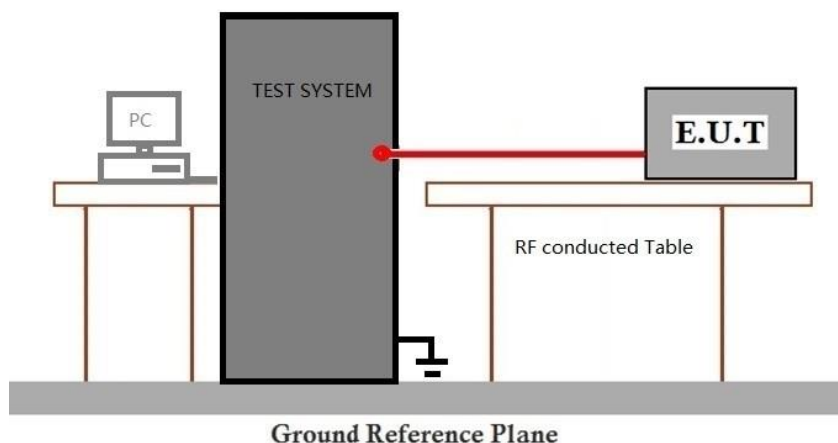
Humidity: 37.6 % RH

Atmospheric Pressure: 1020 mbar

7.7.2 Test Mode Description

| Pre-scan / Final test | Mode Code | Description |
|-----------------------|-----------|--|
| Final test | 00 | TX_Hop mode_Keep the EUT in frequency hopping mode with GFSK modulation, pi/4DQPSK modulation, 8DPSK modulation. All modes have been tested and only the data of worst case is recorded in the report. |

7.7.3 Test Setup Diagram



7.7.4 Measurement Procedure and Data

Please Refer to Appendix for Details



7.8 Hopping Channel Number

Test Requirement 47 CFR Part 15, Subpart C 15.247a(1)(iii)

Test Method: ANSI C63.10 (2013) Section 7.8.3

Limit:

| Frequency range(MHz) | Number of hopping channels (minimum) |
|----------------------|--------------------------------------|
| 902-928 | 50 for 20dB bandwidth <250kHz |
| | 25 for 20dB bandwidth ≥250kHz |
| 2400-2483.5 | 15 |
| 5725-5850 | 75 |

7.8.1 E.U.T. Operation

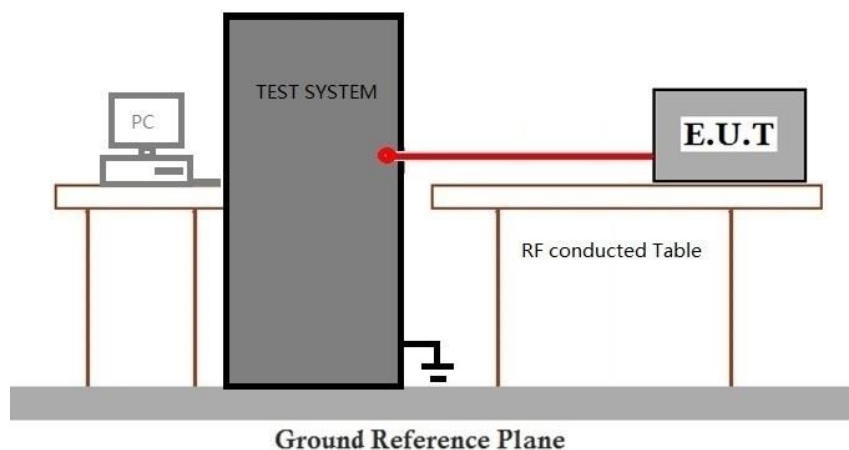
Operating Environment:

Temperature: 24.9 °C Humidity: 37.6 % RH Atmospheric Pressure: 1020 mbar

7.8.2 Test Mode Description

| Pre-scan / Final test | Mode Code | Description |
|-----------------------|-----------|--|
| Final test | 00 | TX_Hop mode_Keep the EUT in frequency hopping mode with GFSK modulation, pi/4DQPSK modulation, 8DPSK modulation. All modes have been tested and only the data of worst case is recorded in the report. |

7.8.3 Test Setup Diagram



7.8.4 Measurement Procedure and Data

Please Refer to Appendix for Details



7.9 Dwell Time

Test Requirement 47 CFR Part 15, Subpart C 15.247a(1)(iii)

Test Method: ANSI C63.10 (2013) Section 7.8.4

Limit:

| Frequency(MHz) | Limit |
|----------------|---|
| 902-928 | 0.4S within a 20S period(20dB bandwidth<250kHz) |
| | 0.4S within a 10S period(20dB bandwidth≥250kHz) |
| 2400-2483.5 | 0.4S within a period of 0.4S multiplied by the number of hopping channels |
| 5725-5850 | 0.4S within a 30S period |

7.9.1 E.U.T. Operation

Operating Environment:

Temperature: 24.9 °C

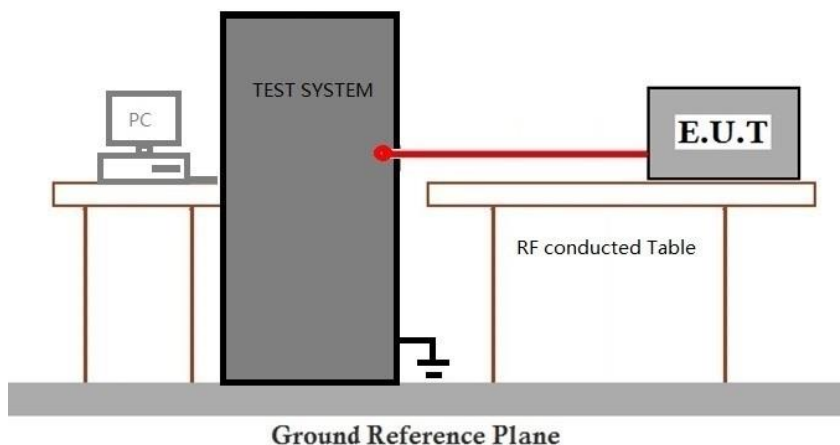
Humidity: 37.6 % RH

Atmospheric Pressure: 1020 mbar

7.9.2 Test Mode Description

| Pre-scan / Final test | Mode Code | Description |
|-----------------------|-----------|--|
| Final test | 00 | TX_Hop mode_Keep the EUT in frequency hopping mode with GFSK modulation, pi/4DQPSK modulation, 8DPSK modulation. All modes have been tested and only the data of worst case is recorded in the report. |

7.9.3 Test Setup Diagram



7.9.4 Measurement Procedure and Data

Please Refer to Appendix for Details



7.10 Conducted Band Edges Measurement

Test Requirement 47 CFR Part 15, Subpart C 15.247(d)

Test Method: ANSI C63.10 (2013) Section 7.8.6

Limit:

In any 100 kHz bandwidth outside the frequency band in which the spread spectrum or digitally modulated intentional radiator is operating, the radio frequency power that is produced by the intentional radiator shall be at least 20 dB below that in the 100 kHz bandwidth within the band that contains the highest level of the desired power, based on either an RF conducted or a radiated measurement, provided the transmitter demonstrates compliance with the peak conducted power limits. If the transmitter complies with the conducted power limits based on the use of RMS averaging over a time interval, as permitted under paragraph (b)(3) of this section, the attenuation required under this paragraph shall be 30 dB instead of 20 dB. Attenuation below the general limits specified in §15.209(a) is not required. In addition, radiated emissions which fall in the restricted bands, as defined in §15.205(a), must also comply with the radiated emission limits specified in §15.209(a) (see §15.205(c)).

7.10.1 E.U.T. Operation

Operating Environment:

Temperature: 24.9 °C

Humidity: 37.6 % RH

Atmospheric Pressure: 1020 mbar

7.10.2 Test Mode Description

| Pre-scan / Final test | Mode Code | Description |
|-----------------------|-----------|--|
| Final test | 00 | TX_Hop mode_Keep the EUT in frequency hopping mode with GFSK modulation, pi/4DQPSK modulation, 8DPSK modulation. All modes have been tested and only the data of worst case is recorded in the report. |
| Final test | 01 | TX_non-Hop mode_Keep the EUT in continuously transmitting mode with GFSK modulation, pi/4DQPSK modulation, 8DPSK modulation. All modes have been tested and only the data of worst case is recorded in the report. |



7.10.3 Test Setup Diagram



7.10.4 Measurement Procedure and Data

Please Refer to Appendix for Details



7.11 Conducted Spurious Emissions

Test Requirement 47 CFR Part 15, Subpart C 15.247(d)

Test Method: ANSI C63.10 (2013) Section 7.8.8

Limit:

In any 100 kHz bandwidth outside the frequency band in which the spread spectrum or digitally modulated intentional radiator is operating, the radio frequency power that is produced by the intentional radiator shall be at least 20 dB below that in the 100 kHz bandwidth within the band that contains the highest level of the desired power, based on either an RF conducted or a radiated measurement, provided the transmitter demonstrates compliance with the peak conducted power limits. If the transmitter complies with the conducted power limits based on the use of RMS averaging over a time interval, as permitted under paragraph (b)(3) of this section, the attenuation required under this paragraph shall be 30 dB instead of 20 dB. Attenuation below the general limits specified in §15.209(a) is not required. In addition, radiated emissions which fall in the restricted bands, as defined in §15.205(a), must also comply with the radiated emission limits specified in §15.209(a) (see §15.205(c)).

7.11.1 E.U.T. Operation

Operating Environment:

Temperature: 24.9 °C

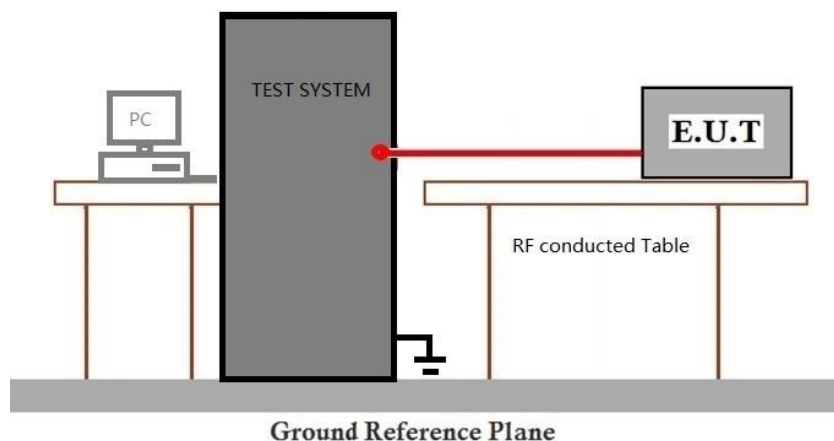
Humidity: 37.6 % RH

Atmospheric Pressure: 1020 mbar

7.11.2 Test Mode Description

| Pre-scan / Final test | Mode Code | Description |
|-----------------------|-----------|--|
| Final test | 01 | TX_non-Hop mode_Keep the EUT in continuously transmitting mode with GFSK modulation, pi/4DQPSK modulation, 8DPSK modulation. All modes have been tested and only the data of worst case is recorded in the report. |

7.11.3 Test Setup Diagram



7.11.4 Measurement Procedure and Data

Please Refer to Appendix for Details



8 Test Setup Photo

Refer to Appendix - Test Setup Photo for SZCR2409003684AT

9 EUT Constructional Details (EUT Photos)

Refer to Appendix -External and Internal Photos for SZCR2409003684AT



10 Appendix

1. Bandwidth

1.1 Test Result

1.1.1 OBW

| Mode | TX Type | Frequency (MHz) | Packet Type | ANT | 99% Occupied Bandwidth (MHz) | | Verdict |
|-----------|---------|-----------------|-------------|-----|------------------------------|-------|---------|
| | | | | | Result | Limit | |
| GFSK | SISO | 2402 | DH5 | 1 | 0.875 | / | Pass |
| | | 2441 | DH5 | 1 | 0.877 | / | Pass |
| | | 2480 | DH5 | 1 | 0.876 | / | Pass |
| Pi/4DQPSK | SISO | 2402 | 2DH5 | 1 | 1.186 | / | Pass |
| | | 2441 | 2DH5 | 1 | 1.188 | / | Pass |
| | | 2480 | 2DH5 | 1 | 1.189 | / | Pass |
| 8DPSK | SISO | 2402 | 3DH5 | 1 | 1.190 | / | Pass |
| | | 2441 | 3DH5 | 1 | 1.191 | / | Pass |
| | | 2480 | 3DH5 | 1 | 1.191 | / | Pass |

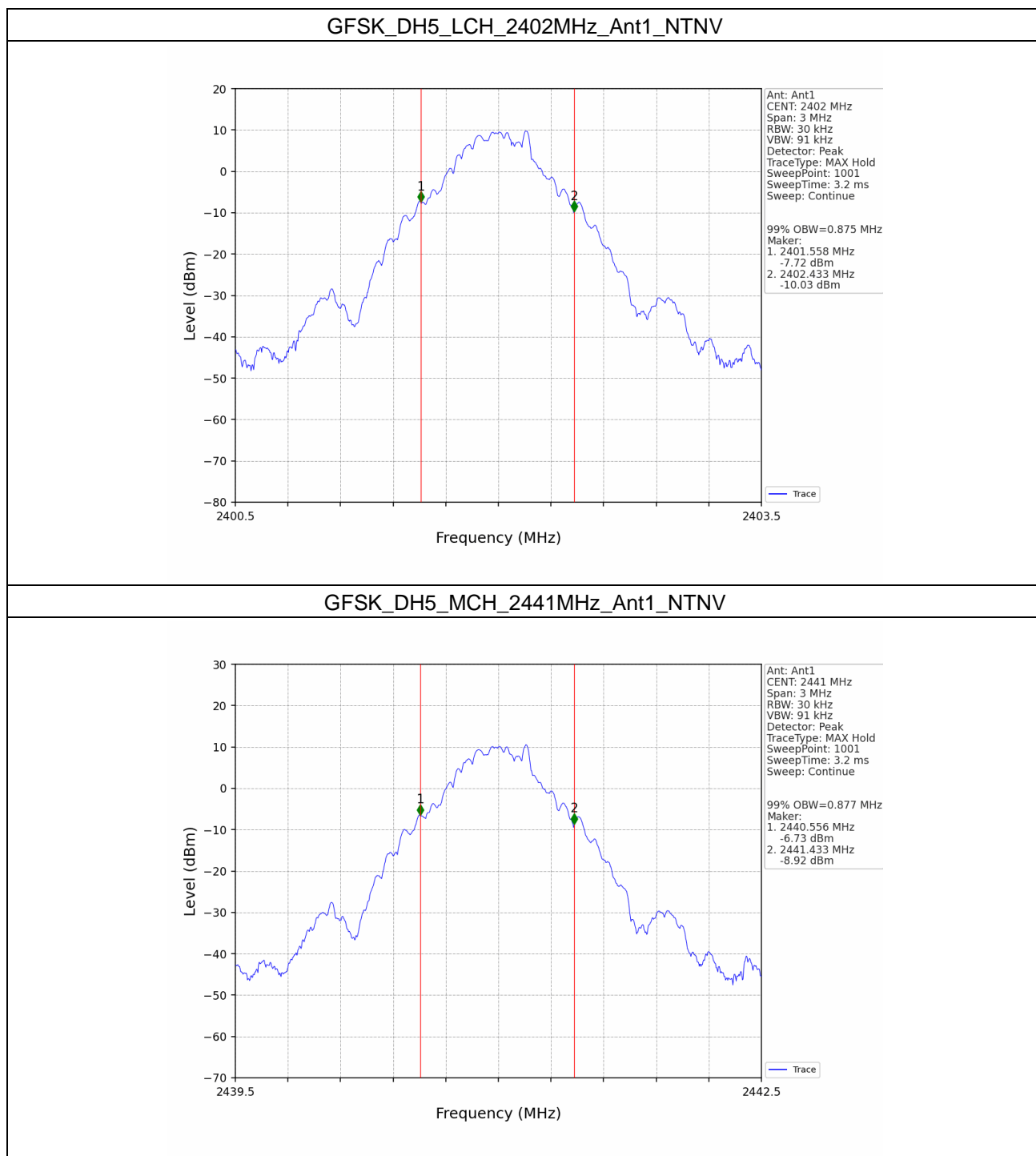
1.1.2 20dB BW

| Mode | TX Type | Frequency (MHz) | Packet Type | ANT | 20dB Bandwidth (MHz) | | Verdict |
|-----------|---------|-----------------|-------------|-----|----------------------|-------|---------|
| | | | | | Result | Limit | |
| GFSK | SISO | 2402 | DH5 | 1 | 0.962 | / | Pass |
| | | 2441 | DH5 | 1 | 0.962 | / | Pass |
| | | 2480 | DH5 | 1 | 0.961 | / | Pass |
| Pi/4DQPSK | SISO | 2402 | 2DH5 | 1 | 1.342 | / | Pass |
| | | 2441 | 2DH5 | 1 | 1.337 | / | Pass |
| | | 2480 | 2DH5 | 1 | 1.338 | / | Pass |
| 8DPSK | SISO | 2402 | 3DH5 | 1 | 1.317 | / | Pass |
| | | 2441 | 3DH5 | 1 | 1.316 | / | Pass |
| | | 2480 | 3DH5 | 1 | 1.321 | / | Pass |



1.2 Test Graph

1.2.1 OBW



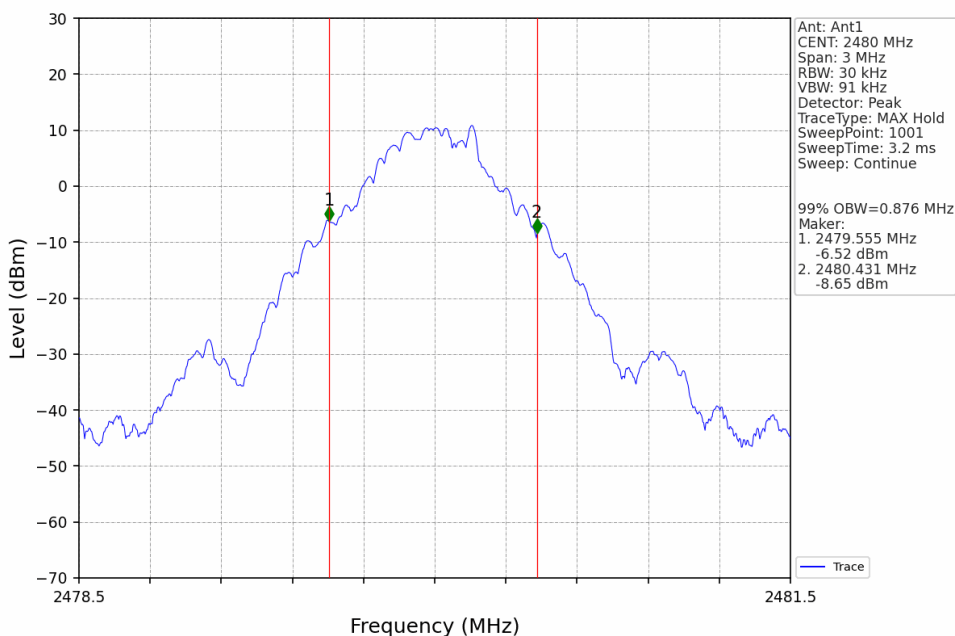
Unless otherwise agreed in writing, this document is issued by the Company subject to its General Conditions of Service printed overleaf, available on request or accessible at <https://www.sgs.com/en/Terms-and-Conditions>. Attention is drawn to the limitation of liability, indemnification and jurisdiction issues defined therein. Any holder of this document is advised that information contained hereon reflects the Company's findings at the time of its intervention only and within the limits of Client's instructions, if any. The Company's sole responsibility is to its Client and this document does not exonerate parties to a transaction from exercising all their rights and obligations under the transaction documents. This document cannot be reproduced except in full, without prior written approval of the Company. Any unauthorized alteration, forgery or falsification of the content or appearance of this document is unlawful and offenders may be prosecuted to the fullest extent of the law. Unless otherwise stated the results shown in this test report refer only to the sample(s) tested and such sample(s) are retained for 30 days only.

Attention: To check the authenticity of testing / inspection report & certificate, please contact us at telephone: (86-755) 8307 1443, or email: CN.Doccheck@sgs.com

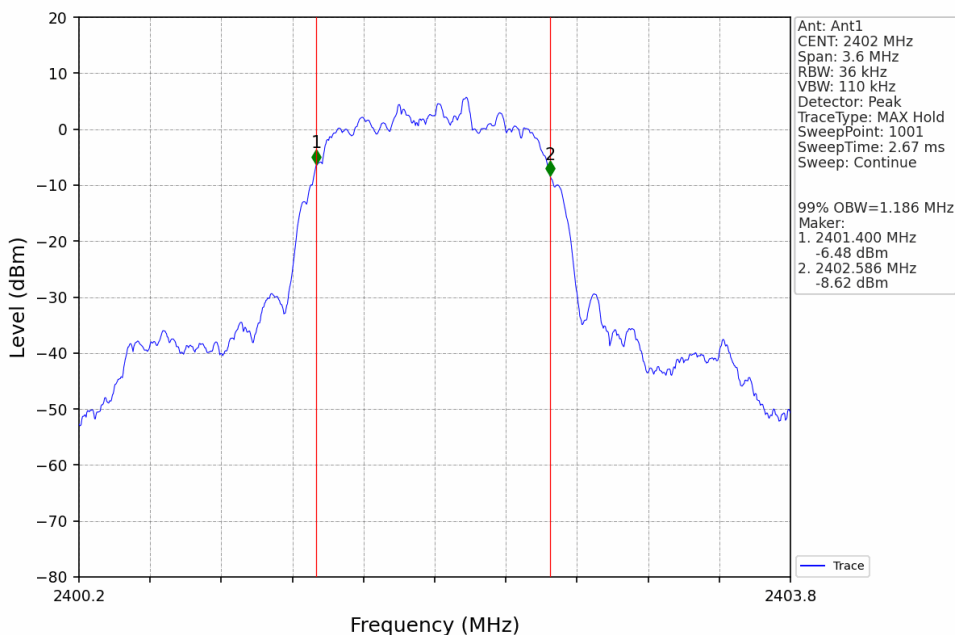
SGS-CSTC Standards Technical Services Co., Ltd.
Shenzhen Branch Testing & Calibration Laboratory

No.1 Workshop, M-10, Middle Section, Science & Technology Park, Nanshan District, Shenzhen, Guangdong, China 518057 t (86-755) 26012053 f (86-755) 26710594 www.sgs.com.cn
中国·广东·深圳市南山区科技园中区M-10栋1号厂房 邮编: 518057 t (86-755) 26012053 f (86-755) 26710594 sgs.china@sgs.com

GFSK_DH5_HCH_2480MHz_Ant1_NTNV



Pi/4DQPSK_2DH5_LCH_2402MHz_Ant1_NTNV



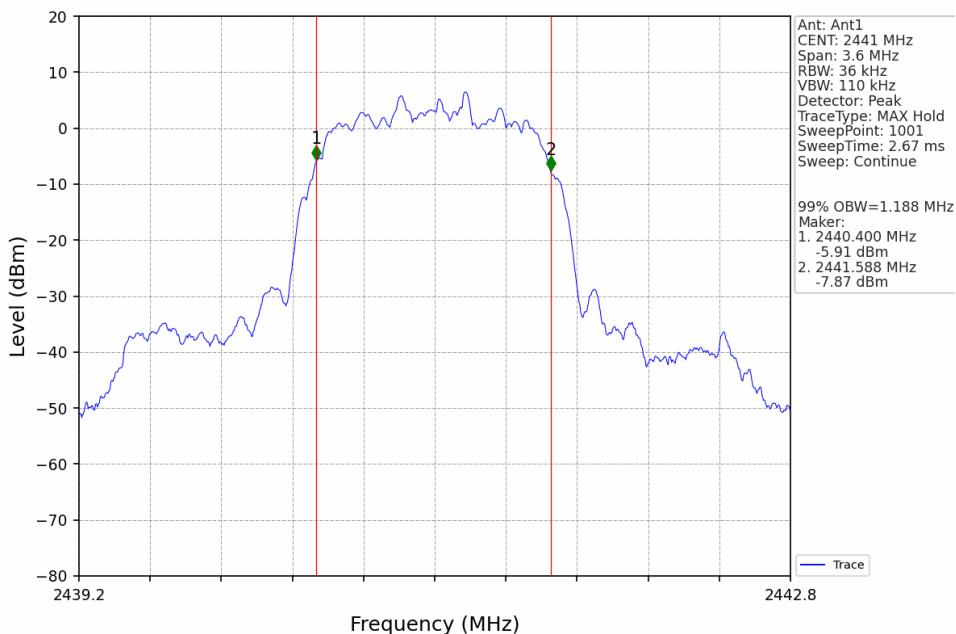
Unless otherwise agreed in writing, this document is issued by the Company subject to its General Conditions of Service printed overleaf, available on request or accessible at <https://www.sgs.com/en/Terms-and-Conditions>. Attention is drawn to the limitation of liability, indemnification and jurisdiction issues defined therein. Any holder of this document is advised that information contained hereon reflects the Company's findings at the time of its intervention only and within the limits of Client's instructions, if any. The Company's sole responsibility is to its Client and this document does not exonerate parties to a transaction from exercising all their rights and obligations under the transaction documents. This document cannot be reproduced except in full, without prior written approval of the Company. Any unauthorized alteration, forgery or falsification of the content or appearance of this document is unlawful and offenders may be prosecuted to the fullest extent of the law. Unless otherwise stated the results shown in this test report refer only to the sample(s) tested and such sample(s) are retained for 30 days only.

Attention: To check the authenticity of testing / inspection report & certificate, please contact us at telephone: (86-755) 8307 1443, or email: CN.Doccheck@sgs.com

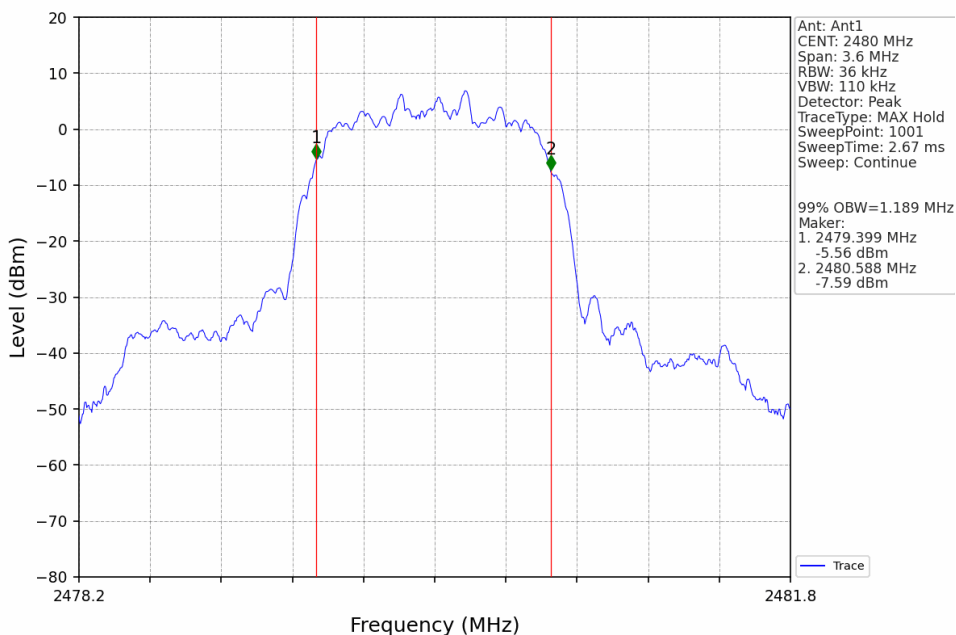
SGS-CSTC Standards Technical Services Co., Ltd.
Shenzhen Branch Inspection & Testing Laboratory

No.1 Workshop, M-10, Middle Section, Science & Technology Park, Nanshan District, Shenzhen, Guangdong, China 518057 t (86-755) 26012053 f (86-755) 26710594 www.sgs.com.cn
中国·广东·深圳市南山区科技园中区M-10栋1号厂房 邮编: 518057 t (86-755) 26012053 f (86-755) 26710594 sgs.china@sgs.com

Pi/4DQPSK_2DH5_MCH_2441MHz_Ant1_NTNV



Pi/4DQPSK_2DH5_HCH_2480MHz_Ant1_NTNV



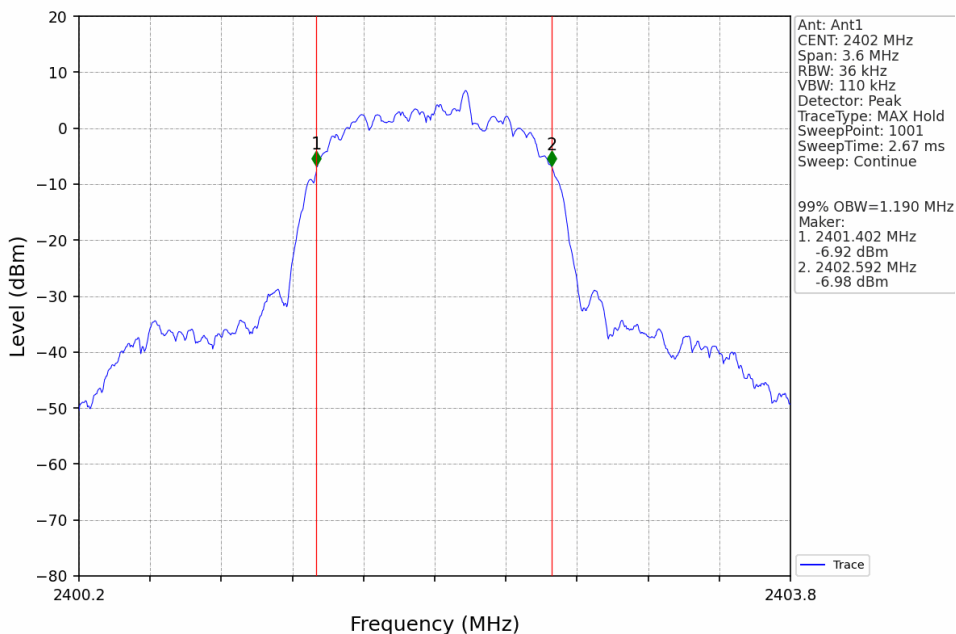
Unless otherwise agreed in writing, this document is issued by the Company subject to its General Conditions of Service printed overleaf, available on request or accessible at <https://www.sgs.com/en/Terms-and-Conditions>. Attention is drawn to the limitation of liability, indemnification and jurisdiction issues defined therein. Any holder of this document is advised that information contained hereon reflects the Company's findings at the time of its intervention only and within the limits of Client's instructions, if any. The Company's sole responsibility is to its Client and this document does not exonerate parties to a transaction from exercising all their rights and obligations under the transaction documents. This document cannot be reproduced except in full, without prior written approval of the Company. Any unauthorized alteration, forgery or falsification of the content or appearance of this document is unlawful and offenders may be prosecuted to the fullest extent of the law. Unless otherwise stated the results shown in this test report refer only to the sample(s) tested and such sample(s) are retained for 30 days only.

Attention: To check the authenticity of testing / inspection report & certificate, please contact us at telephone: (86-755) 8307 1443, or email: CN.Doccheck@sgs.com

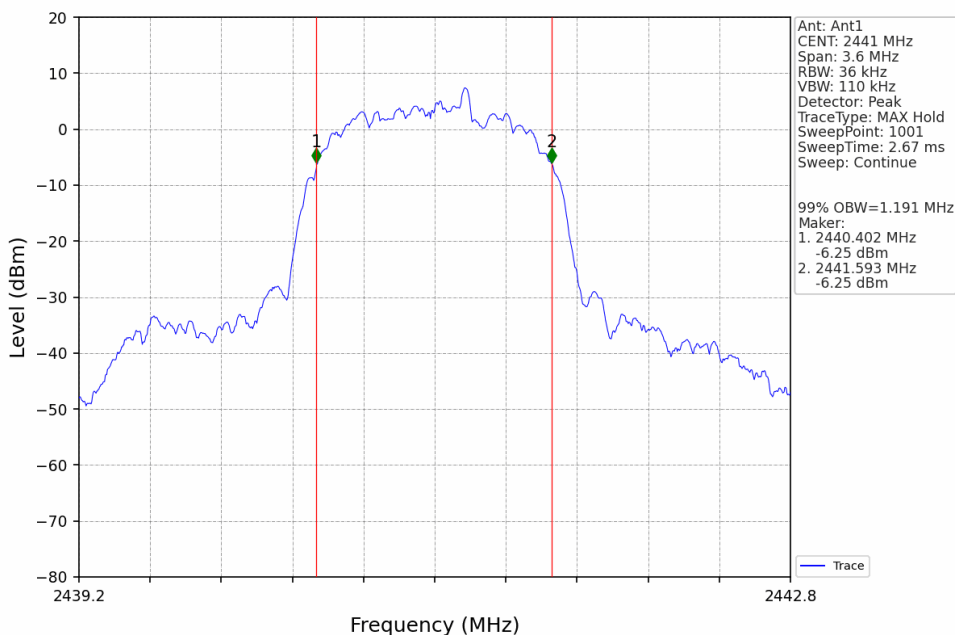
SGS-CSTC Standards Technical Services Co., Ltd.
Shenzhen Branch Testing & Calibration Laboratory

No.1 Workshop, M-10, Middle Section, Science & Technology Park, Nanshan District, Shenzhen, Guangdong, China 518057 t (86-755) 26012053 f (86-755) 26710594 www.sgs.com.cn
中国·广东·深圳市南山区科技园中区M-10栋1号厂房 邮编: 518057 t (86-755) 26012053 f (86-755) 26710594 sgs.china@sgs.com

8DPSK_3DH5_LCH_2402MHz_Ant1_NTNV



8DPSK_3DH5_MCH_2441MHz_Ant1_NTNV



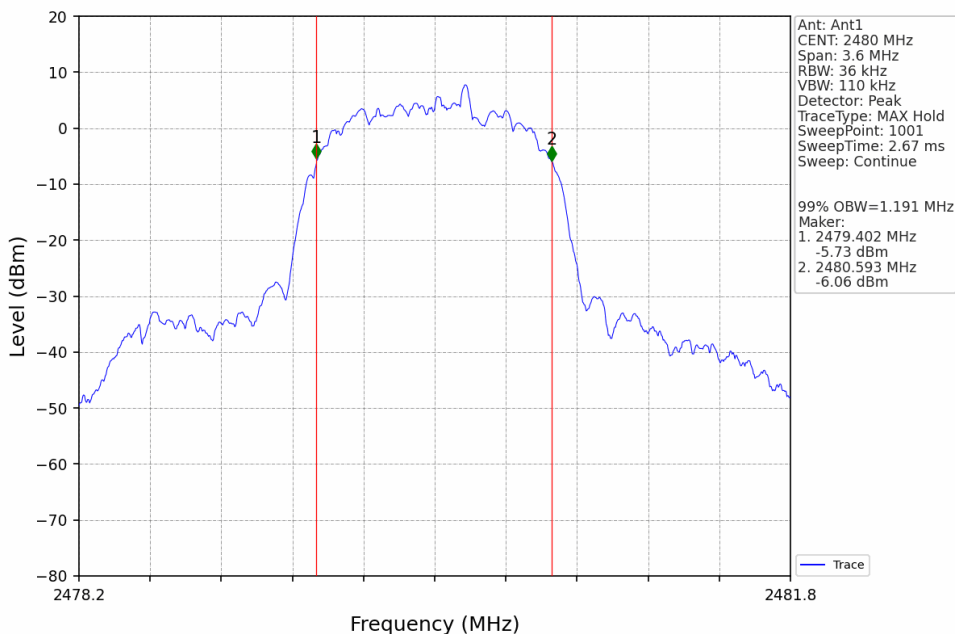
Unless otherwise agreed in writing, this document is issued by the Company subject to its General Conditions of Service printed overleaf, available on request or accessible at <https://www.sgs.com/en/Terms-and-Conditions>. Attention is drawn to the limitation of liability, indemnification and jurisdiction issues defined therein. Any holder of this document is advised that information contained hereon reflects the Company's findings at the time of its intervention only and within the limits of Client's instructions, if any. The Company's sole responsibility is to its Client and this document does not exonerate parties to a transaction from exercising all their rights and obligations under the transaction documents. This document cannot be reproduced except in full, without prior written approval of the Company. Any unauthorized alteration, forgery or falsification of the content or appearance of this document is unlawful and offenders may be prosecuted to the fullest extent of the law. Unless otherwise stated the results shown in this test report refer only to the sample(s) tested and such sample(s) are retained for 30 days only.

Attention: To check the authenticity of testing / inspection report & certificate, please contact us at telephone: (86-755) 8307 1443, or email: CN.Doccheck@sgs.com

SGS-CSTC Standards Technical Services Co., Ltd.
Shenzhen Branch Inspection & Testing Laboratory

No.1 Workshop, M-10, Middle Section, Science & Technology Park, Nanshan District, Shenzhen, Guangdong, China 518057 t (86-755) 26012053 f (86-755) 26710594 www.sgs.com.cn
中国·广东·深圳市南山区科技园中区M-10栋1号厂房 邮编: 518057 t (86-755) 26012053 f (86-755) 26710594 sgs.china@sgs.com

8DPSK_3DH5_HCH_2480MHz_Ant1_NTNV



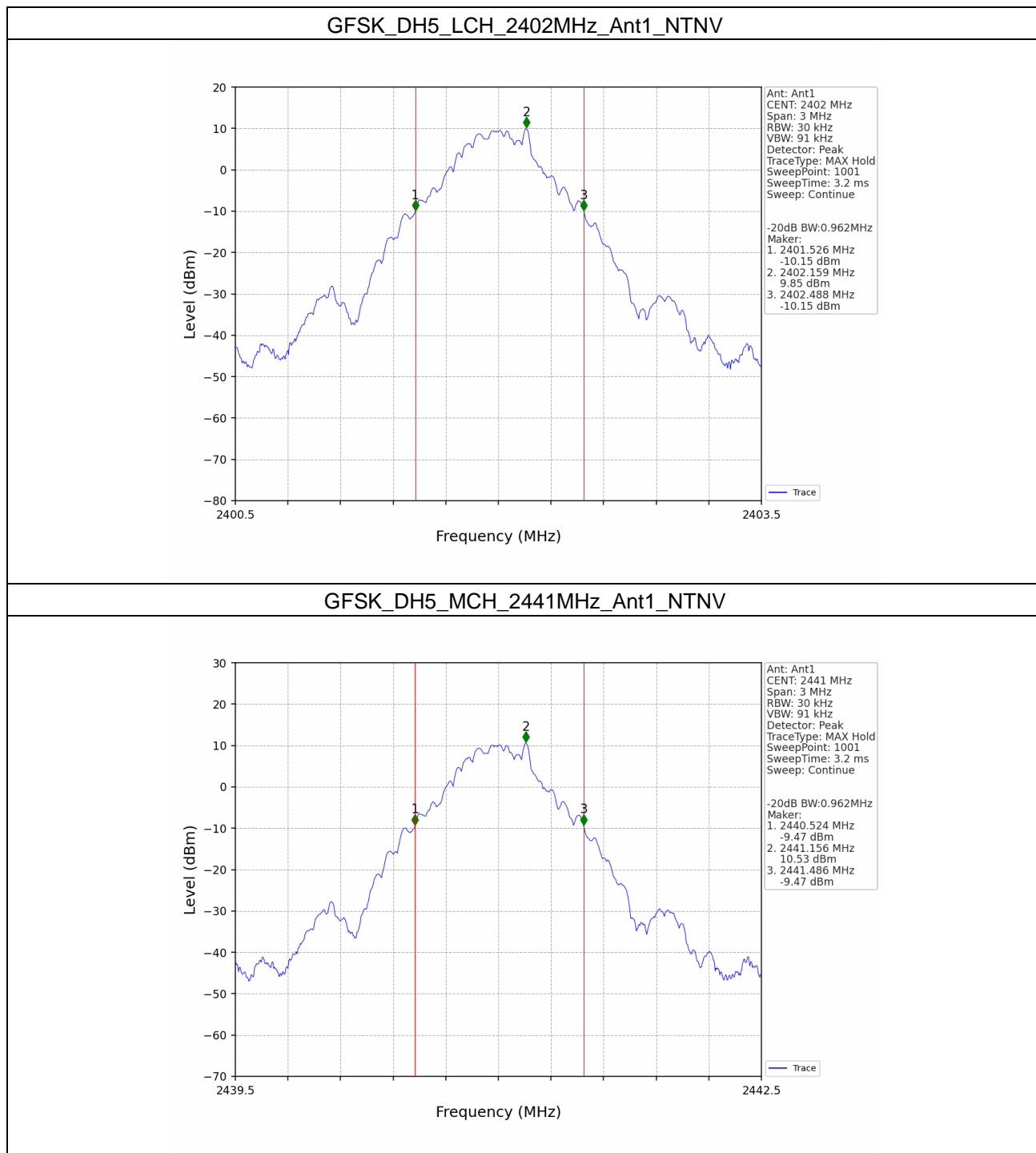
Unless otherwise agreed in writing, this document is issued by the Company subject to its General Conditions of Service printed overleaf, available on request or accessible at <https://www.sgs.com/en/Terms-and-Conditions>. Attention is drawn to the limitation of liability, indemnification and jurisdiction issues defined therein. Any holder of this document is advised that information contained hereon reflects the Company's findings at the time of its intervention only and within the limits of Client's instructions, if any. The Company's sole responsibility is to its Client and this document does not exonerate parties to a transaction from exercising all their rights and obligations under the transaction documents. This document cannot be reproduced except in full, without prior written approval of the Company. Any unauthorized alteration, forgery or falsification of the content or appearance of this document is unlawful and offenders may be prosecuted to the fullest extent of the law. Unless otherwise stated the results shown in this test report refer only to the sample(s) tested and such sample(s) are retained for 30 days only.

Attention: To check the authenticity of testing /inspection report & certificate, please contact us at telephone: (86-755) 8307 1443, or email: CN.Doccheck@sgs.com

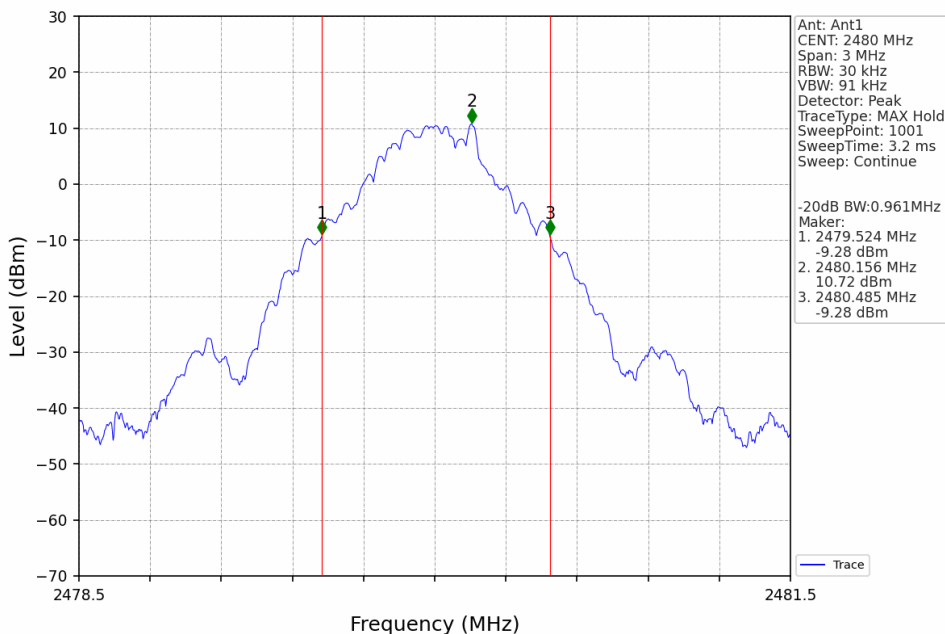
SGS-CSTC Standards Technical Services Co., Ltd.
 Shenzhen Branch Inspection & Testing Laboratory

No.1 Workshop, M-10, Middle Section, Science & Technology Park, Nanshan District, Shenzhen, Guangdong, China 518057 t (86-755) 26012053 f (86-755) 26710594 www.sgs.com.cn
 中国·广东·深圳市南山区科技园中区M-10栋1号厂房 邮编: 518057 t (86-755) 26012053 f (86-755) 26710594 sgs.china@sgs.com

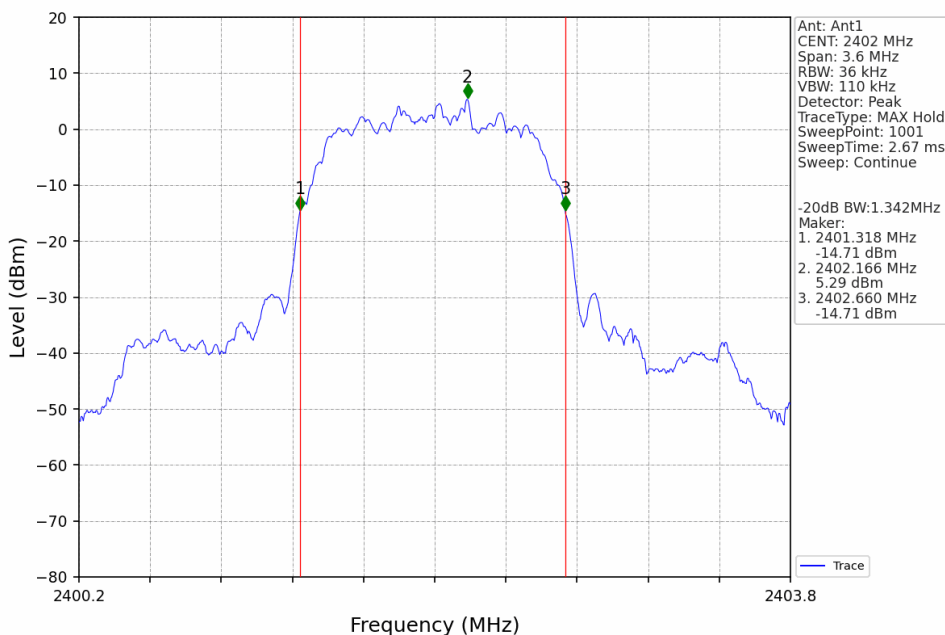
1.2.2 20dB BW



GFSK_DH5_HCH_2480MHz_Ant1_NTNV



Pi/4DQPSK_2DH5_LCH_2402MHz_Ant1_NTNV



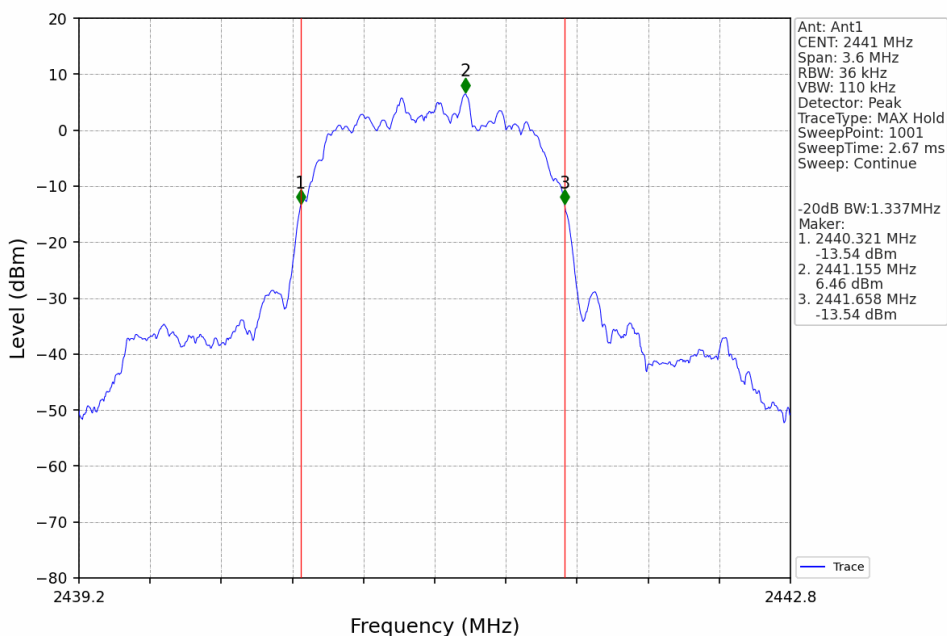
Unless otherwise agreed in writing, this document is issued by the Company subject to its General Conditions of Service printed overleaf, available on request or accessible at <https://www.sgs.com/en/Terms-and-Conditions>. Attention is drawn to the limitation of liability, indemnification and jurisdiction issues defined therein. Any holder of this document is advised that information contained hereon reflects the Company's findings at the time of its intervention only and within the limits of Client's instructions, if any. The Company's sole responsibility is to its Client and this document does not exonerate parties to a transaction from exercising all their rights and obligations under the transaction documents. This document cannot be reproduced except in full, without prior written approval of the Company. Any unauthorized alteration, forgery or falsification of the content or appearance of this document is unlawful and offenders may be prosecuted to the fullest extent of the law. Unless otherwise stated the results shown in this test report refer only to the sample(s) tested and such sample(s) are retained for 30 days only.

Attention: To check the authenticity of testing /inspection report & certificate, please contact us at telephone: (86-755) 8307 1443, or email: CN.Doccheck@sgs.com

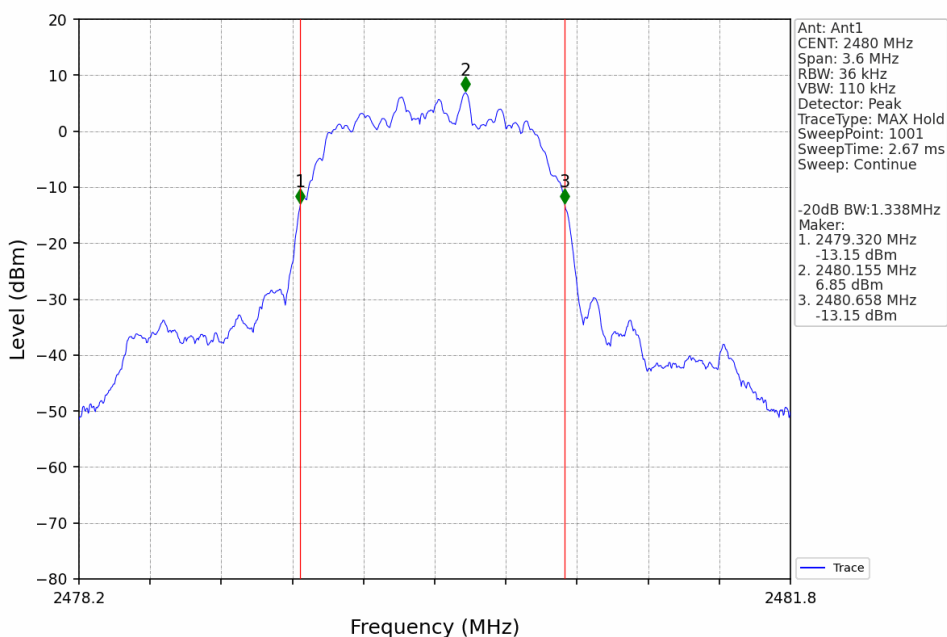
SGS-CSTC Standards Technical Services Co., Ltd.
Shenzhen Branch (Shenzhen) Laboratory

No.1 Workshop, M-10, Middle Section, Science & Technology Park, Nanshan District, Shenzhen, Guangdong, China 518057 t (86-755) 26012053 f (86-755) 26710594 www.sgsgroup.com.cn
中国·广东·深圳市南山区科技园中区M-10栋1号厂房 邮编: 518057 t (86-755) 26012053 f (86-755) 26710594 sgs.china@sgs.com

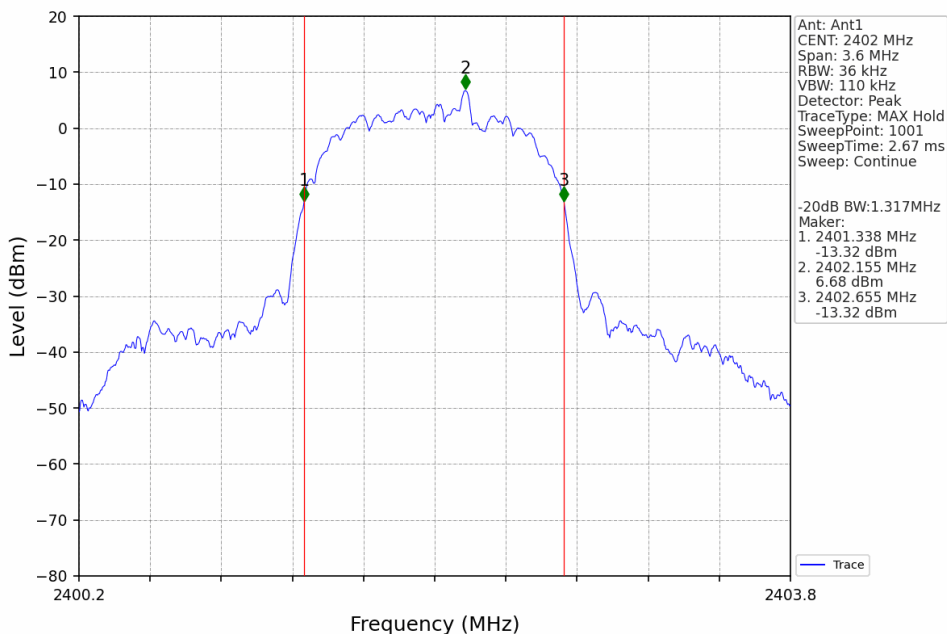
Pi/4DQPSK_2DH5_MCH_2441MHz_Ant1_NTNV



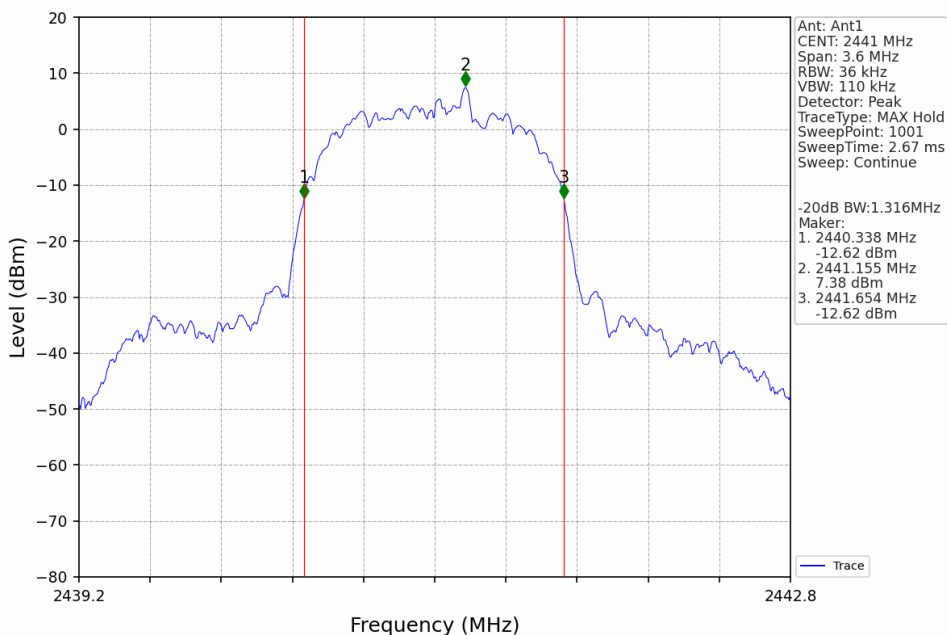
Pi/4DQPSK_2DH5_HCH_2480MHz_Ant1_NTNV



8DPSK_3DH5_LCH_2402MHz_Ant1_NTNV



8DPSK_3DH5_MCH_2441MHz_Ant1_NTNV



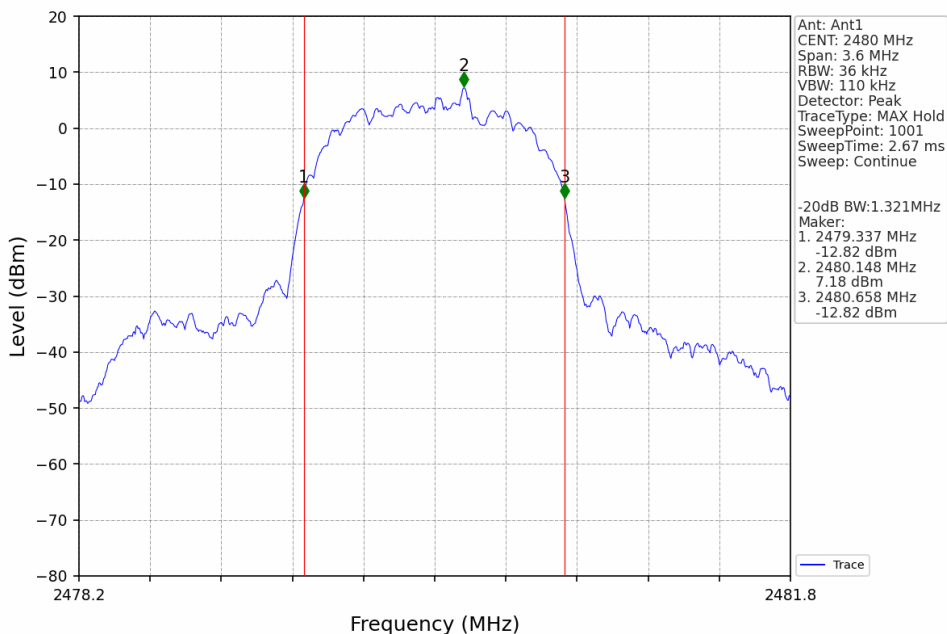
Unless otherwise agreed in writing, this document is issued by the Company subject to its General Conditions of Service printed overleaf, available on request or accessible at <https://www.sgs.com/en/Terms-and-Conditions>. Attention is drawn to the limitation of liability, indemnification and jurisdiction issues defined therein. Any holder of this document is advised that information contained hereon reflects the Company's findings at the time of its intervention only and within the limits of Client's instructions, if any. The Company's sole responsibility is to its Client and this document does not exonerate parties to a transaction from exercising all their rights and obligations under the transaction documents. This document cannot be reproduced except in full, without prior written approval of the Company. Any unauthorized alteration, forgery or falsification of the content or appearance of this document is unlawful and offenders may be prosecuted to the fullest extent of the law. Unless otherwise stated the results shown in this test report refer only to the sample(s) tested and such sample(s) are retained for 30 days only.

Attention: To check the authenticity of testing / inspection report & certificate, please contact us at telephone: (86-755) 8307 1443, or email: CN.Doccheck@sgs.com

SGS-CSTC Standards Technical Services Co., Ltd.
Shenzhen Branch Inspection & Testing Laboratory

No.1 Workshop, M-10, Middle Section, Science & Technology Park, Nanshan District, Shenzhen, Guangdong, China 518057 t (86-755) 26012053 f (86-755) 26710594 www.sgs.com.cn
中国·广东·深圳市南山区科技园中区M-10栋1号厂房 邮编: 518057 t (86-755) 26012053 f (86-755) 26710594 sgs.china@sgs.com

8DPSK_3DH5_HCH_2480MHz_Ant1_NTNV



Unless otherwise agreed in writing, this document is issued by the Company subject to its General Conditions of Service printed overleaf, available on request or accessible at <https://www.sgs.com/en/Terms-and-Conditions>. Attention is drawn to the limitation of liability, indemnification and jurisdiction issues defined therein. Any holder of this document is advised that information contained hereon reflects the Company's findings at the time of its intervention only and within the limits of Client's instructions, if any. The Company's sole responsibility is to its Client and this document does not exonerate parties to a transaction from exercising all their rights and obligations under the transaction documents. This document cannot be reproduced except in full, without prior written approval of the Company. Any unauthorized alteration, forgery or falsification of the content or appearance of this document is unlawful and offenders may be prosecuted to the fullest extent of the law. Unless otherwise stated the results shown in this test report refer only to the sample(s) tested and such sample(s) are retained for 30 days only.

Attention: To check the authenticity of testing / inspection report & certificate, please contact us at telephone: (86-755) 8307 1443, or email: CN.Doccheck@sgs.com

2. Maximum Conducted Output Power

2.1 Test Result

2.1.1 Power

| Mode | TX Type | Frequency (MHz) | Packet Type | Maximum Peak Conducted Output Power (dBm) | | Verdict |
|-----------|---------|-----------------|-------------|---|--------------|---------|
| | | | | ANT1 | Limit | |
| GFSK | SISO | 2402 | DH5 | 11.97 | ≤ 30 | Pass |
| | | 2441 | DH5 | 12.67 | ≤ 30 | Pass |
| | | 2480 | DH5 | 12.96 | ≤ 30 | Pass |
| Pi/4DQPSK | SISO | 2402 | 2DH5 | 11.13 | ≤ 20.97 | Pass |
| | | 2441 | 2DH5 | 11.76 | ≤ 20.97 | Pass |
| | | 2480 | 2DH5 | 12.14 | ≤ 20.97 | Pass |
| 8DPSK | SISO | 2402 | 3DH5 | 11.69 | ≤ 20.97 | Pass |
| | | 2441 | 3DH5 | 12.40 | ≤ 20.97 | Pass |
| | | 2480 | 3DH5 | 12.69 | ≤ 20.97 | Pass |

3. Carrier Frequency Separation

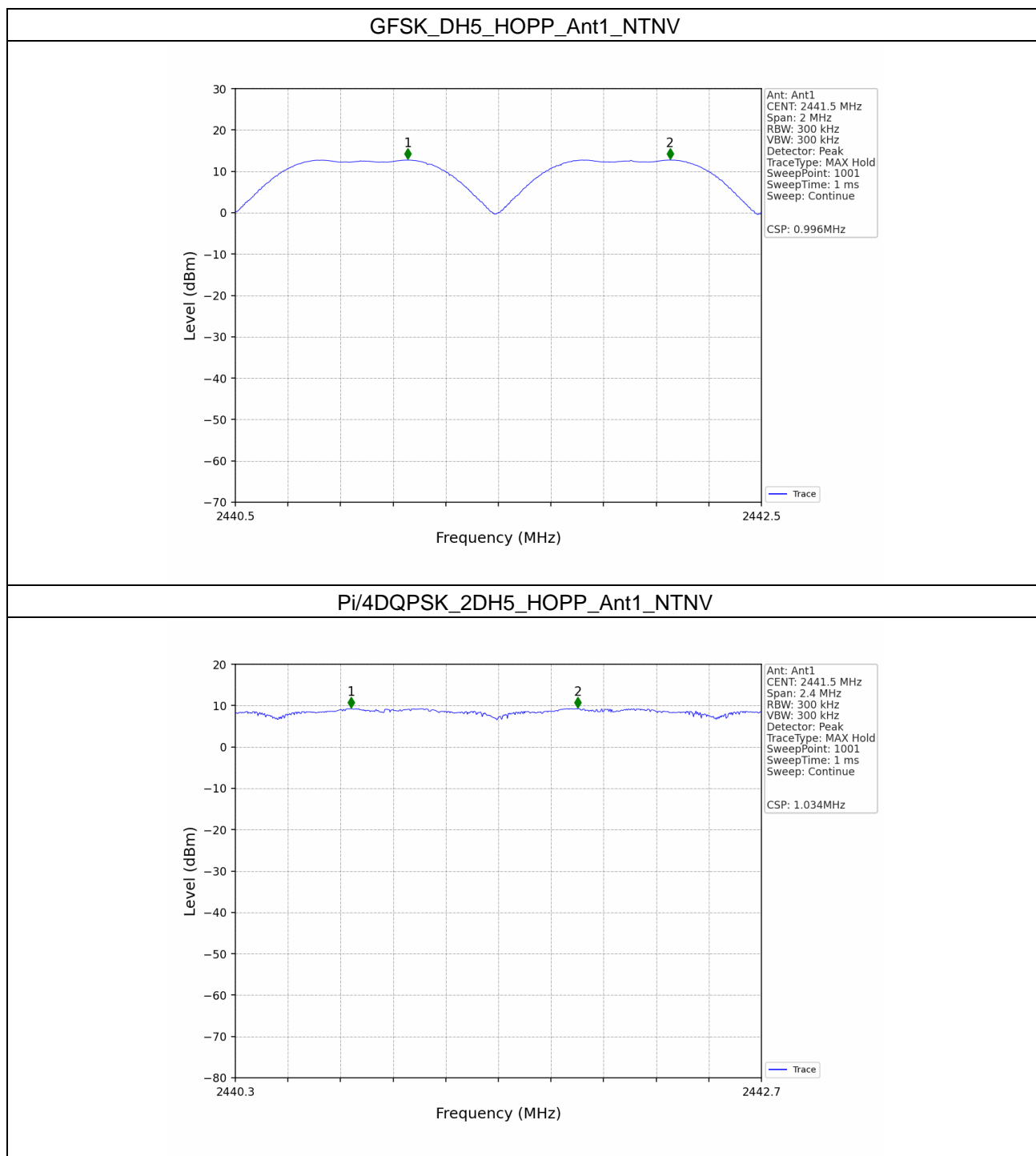
3.1 Test Result

3.1.1 Ant1

| Ant1 | | | | | | | |
|-----------|---------|-----------------|-------------|--------------------------|----------------------|--------------|---------|
| Mode | TX Type | Frequency (MHz) | Packet Type | Channel Separation (MHz) | 20dB Bandwidth (MHz) | Limit (MHz) | Verdict |
| GFSK | SISO | HOPP | DH5 | 0.996 | 0.962 | ≥ 0.962 | Pass |
| Pi/4DQPSK | SISO | HOPP | 2DH5 | 1.034 | 1.342 | ≥ 0.895 | Pass |
| 8DPSK | SISO | HOPP | 3DH5 | 0.982 | 1.321 | ≥ 0.881 | Pass |

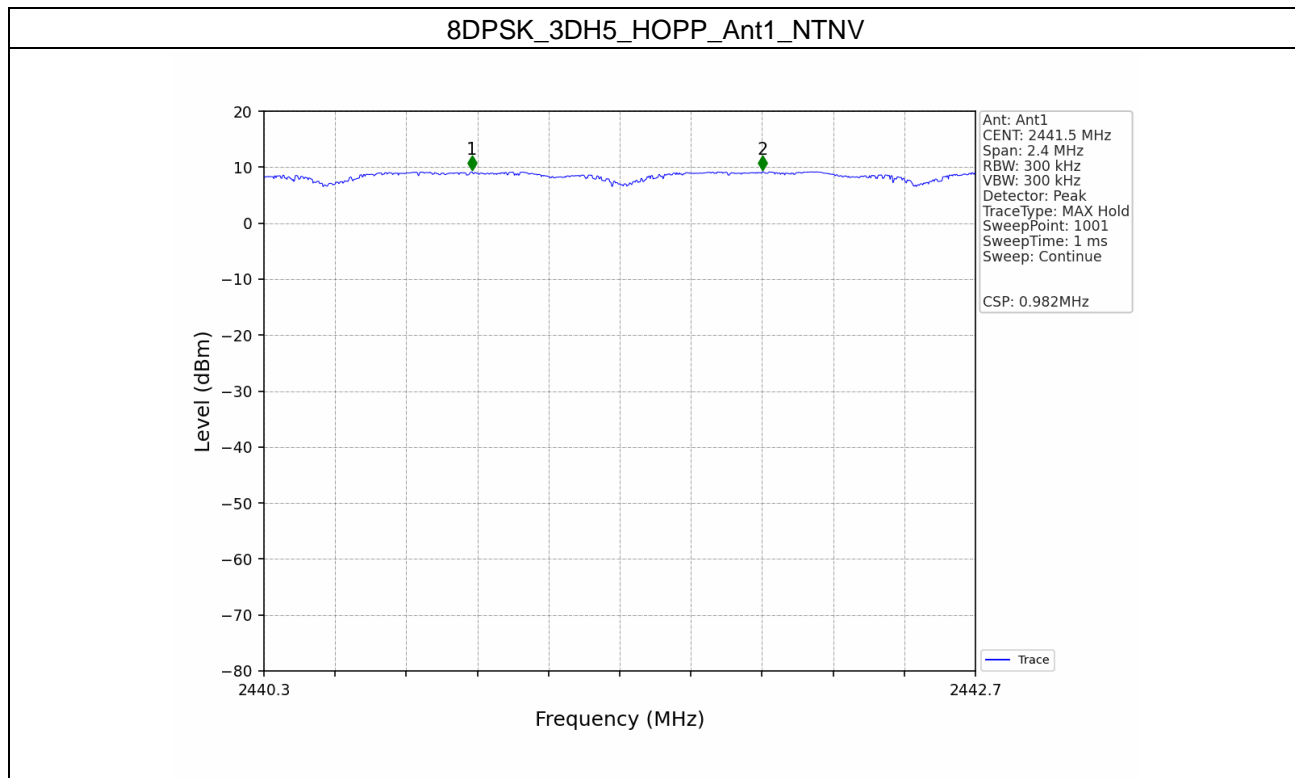
3.2 Test Graph

3.2.1 Ant1



Unless otherwise agreed in writing, this document is issued by the Company subject to its General Conditions of Service printed overleaf, available on request or accessible at <https://www.sgs.com/en/Terms-and-Conditions>. Attention is drawn to the limitation of liability, indemnification and jurisdiction issues defined therein. Any holder of this document is advised that information contained hereon reflects the Company's findings at the time of its intervention only and within the limits of Client's instructions, if any. The Company's sole responsibility is to its Client and this document does not exonerate parties to a transaction from exercising all their rights and obligations under the transaction documents. This document cannot be reproduced except in full, without prior written approval of the Company. Any unauthorized alteration, forgery or falsification of the content or appearance of this document is unlawful and offenders may be prosecuted to the fullest extent of the law. Unless otherwise stated the results shown in this test report refer only to the sample(s) tested and such sample(s) are retained for 30 days only.

Attention: To check the authenticity of testing /inspection report & certificate, please contact us at telephone: (86-755) 8307 1443, or email: CN.Doccheck@sgs.com



Unless otherwise agreed in writing, this document is issued by the Company subject to its General Conditions of Service printed overleaf, available on request or accessible at <https://www.sgs.com/en/Terms-and-Conditions>. Attention is drawn to the limitation of liability, indemnification and jurisdiction issues defined therein. Any holder of this document is advised that information contained hereon reflects the Company's findings at the time of its intervention only and within the limits of Client's instructions, if any. The Company's sole responsibility is to its Client and this document does not exonerate parties to a transaction from exercising all their rights and obligations under the transaction documents. This document cannot be reproduced except in full, without prior written approval of the Company. Any unauthorized alteration, forgery or falsification of the content or appearance of this document is unlawful and offenders may be prosecuted to the fullest extent of the law. Unless otherwise stated the results shown in this test report refer only to the sample(s) tested and such sample(s) are retained for 30 days only.

Attention: To check the authenticity of testing / inspection report & certificate, please contact us at telephone: (86-755) 8307 1443, or email: CN.Doccheck@sgs.com

SGS-CSTC Standards Technical Services Co., Ltd.
 Shenzhen Branch Inspection & Testing Services Laboratory

No.1 Workshop, M-10, Middle Section, Science & Technology Park, Nanshan District, Shenzhen, Guangdong, China 518057 t (86-755) 26012053 f (86-755) 26710594 www.sgs.com.cn
 中国·广东·深圳市南山区科技园中区M-10栋1号厂房 邮编: 518057 t (86-755) 26012053 f (86-755) 26710594 sgs.china@sgs.com

4. Number of Hopping Frequencies

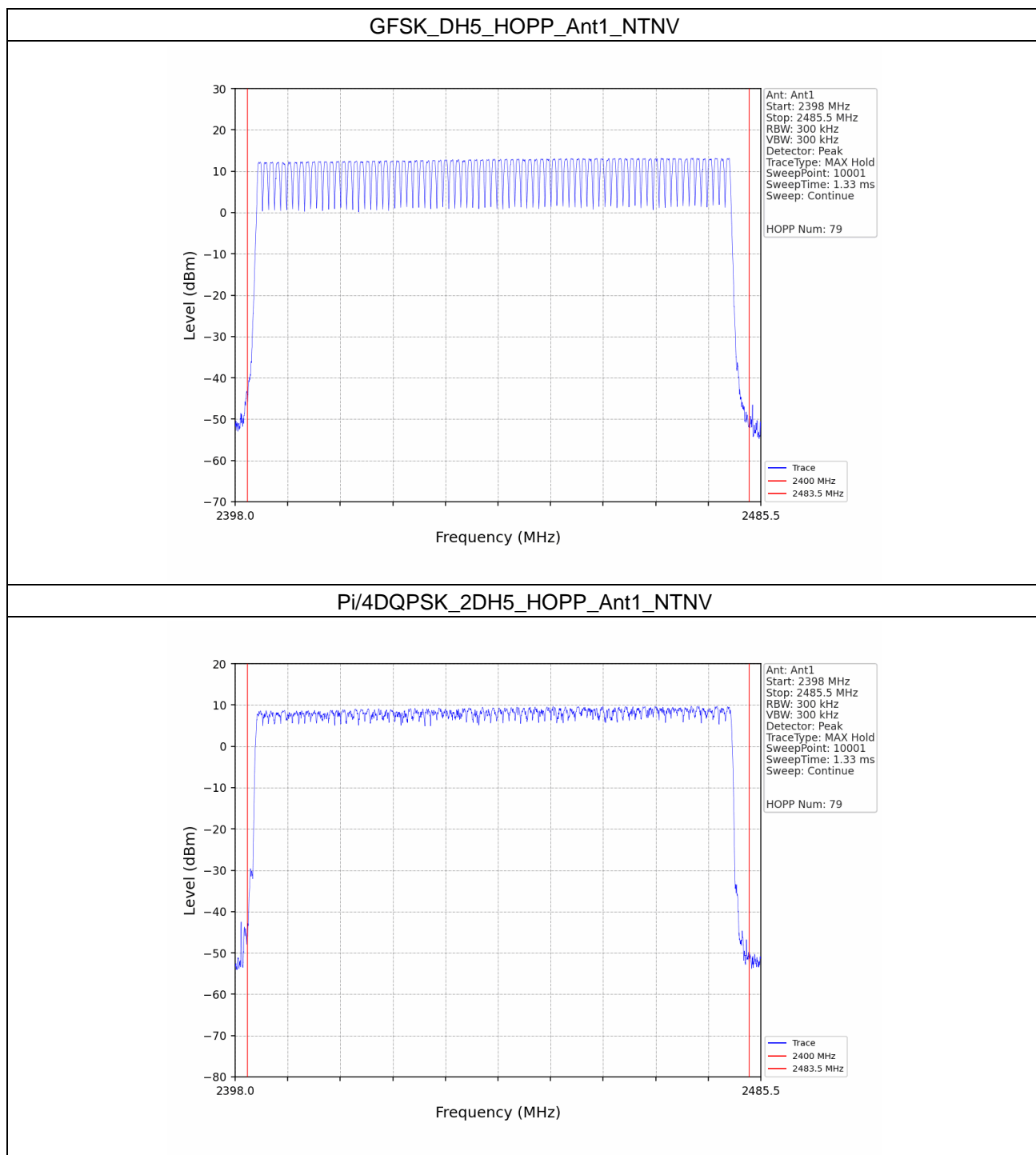
4.1 Test Result

4.1.1 HoppNum

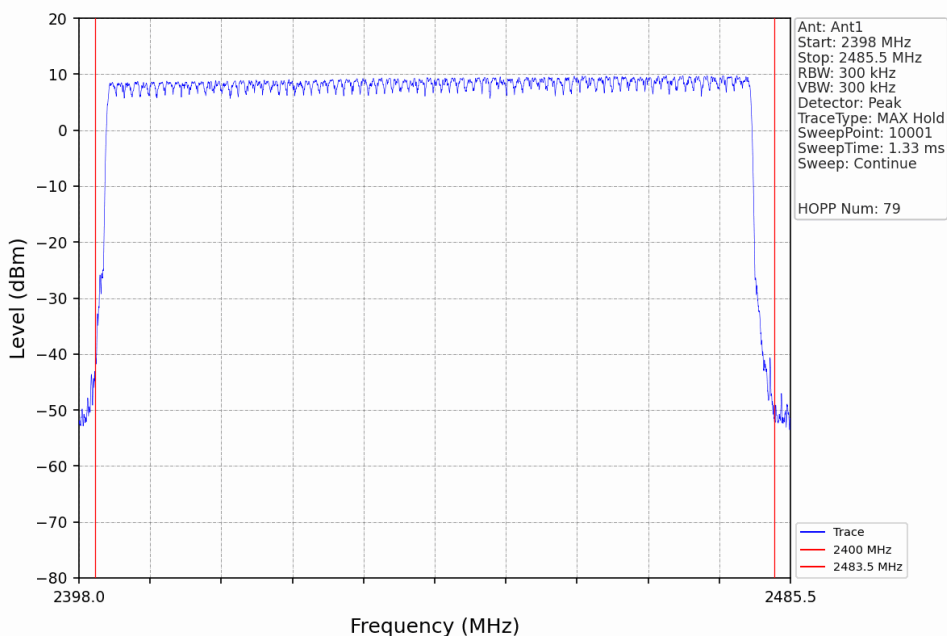
| Mode | TX Type | Frequency (MHz) | Packet Type | Num of Hopping Frequencies | | Verdict |
|-----------|---------|-----------------|-------------|----------------------------|-----------|---------|
| | | | | ANT1 | Limit | |
| GFSK | SISO | HOPP | DH5 | 79 | ≥ 15 | Pass |
| Pi/4DQPSK | SISO | HOPP | 2DH5 | 79 | ≥ 15 | Pass |
| 8DPSK | SISO | HOPP | 3DH5 | 79 | ≥ 15 | Pass |

4.2 Test Graph

4.2.1 HoppNum



8DPSK_3DH5_HOPP_Ant1_NTNV



Unless otherwise agreed in writing, this document is issued by the Company subject to its General Conditions of Service printed overleaf, available on request or accessible at <https://www.sgs.com/en/Terms-and-Conditions>. Attention is drawn to the limitation of liability, indemnification and jurisdiction issues defined therein. Any holder of this document is advised that information contained hereon reflects the Company's findings at the time of its intervention only and within the limits of Client's instructions, if any. The Company's sole responsibility is to its Client and this document does not exonerate parties to a transaction from exercising all their rights and obligations under the transaction documents. This document cannot be reproduced except in full, without prior written approval of the Company. Any unauthorized alteration, forgery or falsification of the content or appearance of this document is unlawful and offenders may be prosecuted to the fullest extent of the law. Unless otherwise stated the results shown in this test report refer only to the sample(s) tested and such sample(s) are retained for 30 days only.

Attention: To check the authenticity of testing / inspection report & certificate, please contact us at telephone: (86-755) 8307 1443, or email: CN.Doccheck@sgs.com

5. Time of Occupancy (Dwell Time)

5.1 Test Result

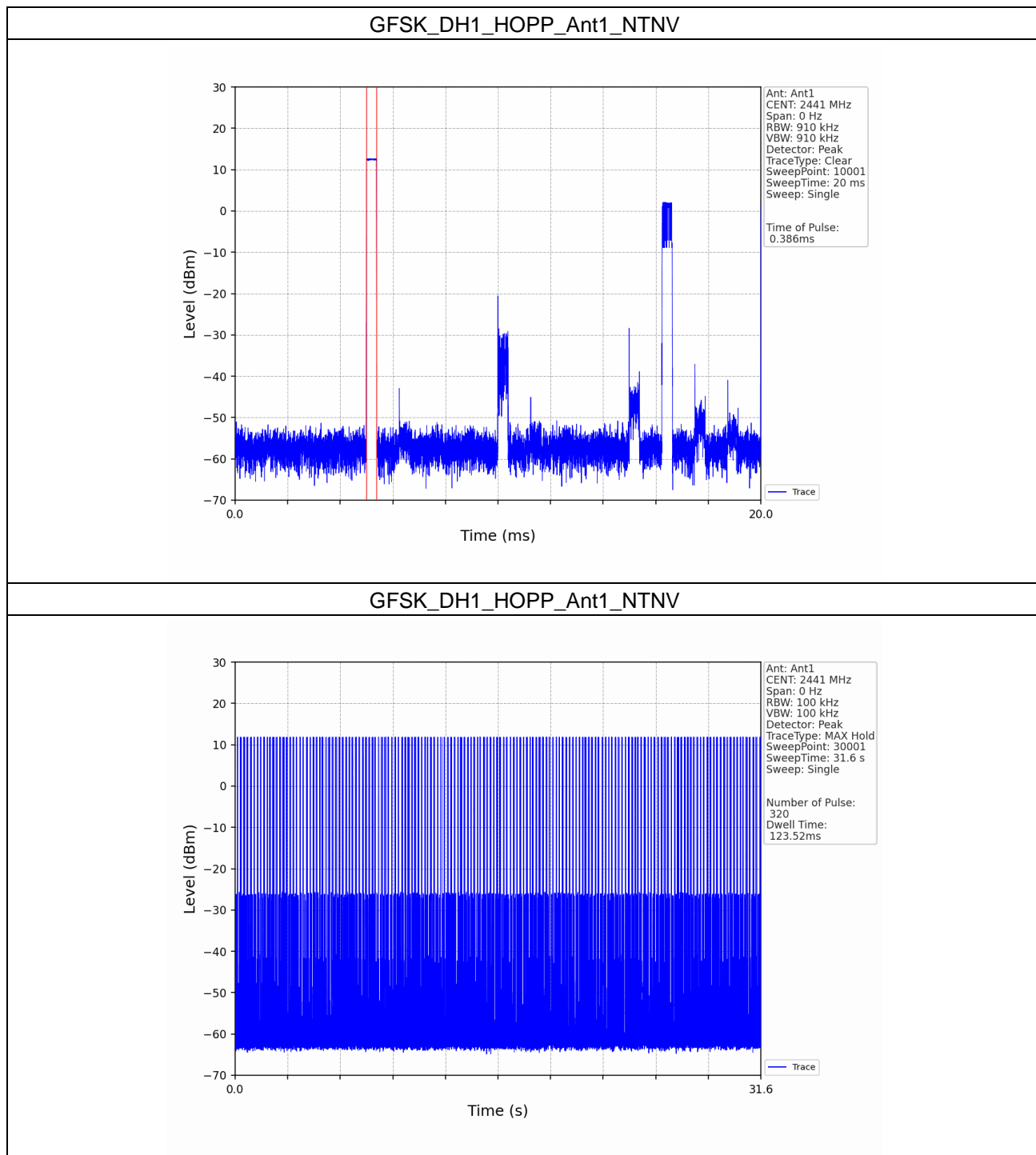
5.1.1 Ant1

| Ant1 | | | | | | | | | |
|-----------|---------|-----------------|-------------|-------------------------------|------------------------|------------------------------------|-----------------|------------|---------|
| Mode | TX Type | Frequency (MHz) | Packet Type | Duration of Single Pulse (ms) | Observation Period (s) | Num of Pulse in Observation Period | Dwell Time (ms) | Limit (ms) | Verdict |
| GFSK | SISO | HOPP | DH1 | 0.386 | 31.600 | 320 | 123.520 | <=400 | Pass |
| | | | DH3 | 1.646 | 31.600 | 161 | 265.006 | <=400 | Pass |
| | | | DH5 | 2.906 | 31.600 | 111 | 322.566 | <=400 | Pass |
| Pi/4DQPSK | SISO | HOPP | 2DH1 | 0.390 | 31.600 | 320 | 124.800 | <=400 | Pass |
| | | | 2DH3 | 1.644 | 31.600 | 167 | 274.548 | <=400 | Pass |
| | | | 2DH5 | 2.906 | 31.600 | 96 | 278.976 | <=400 | Pass |
| 8DPSK | SISO | HOPP | 3DH1 | 0.394 | 31.600 | 320 | 126.080 | <=400 | Pass |
| | | | 3DH3 | 1.642 | 31.600 | 159 | 261.078 | <=400 | Pass |
| | | | 3DH5 | 2.908 | 31.600 | 122 | 354.776 | <=400 | Pass |

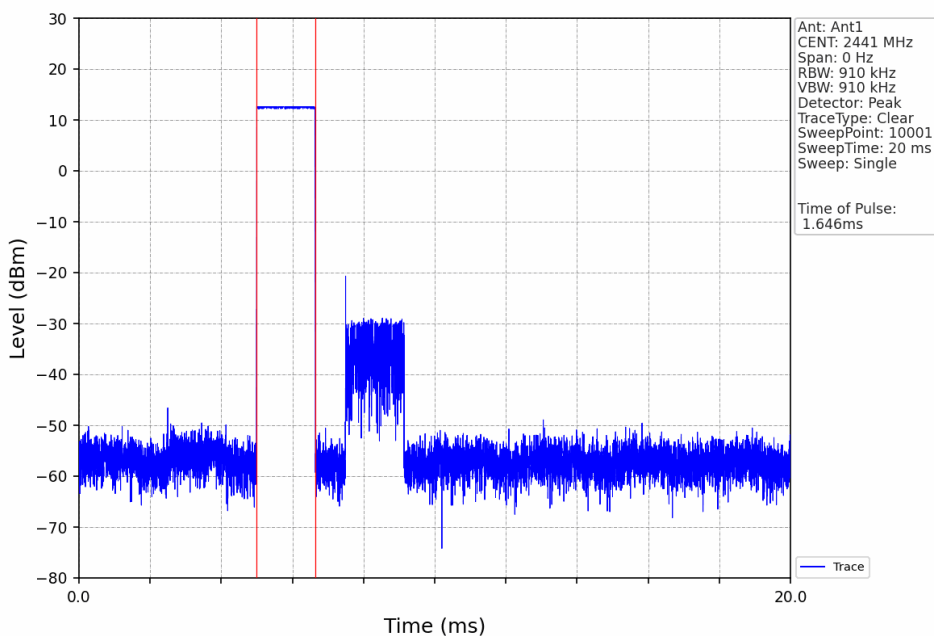


5.2 Test Graph

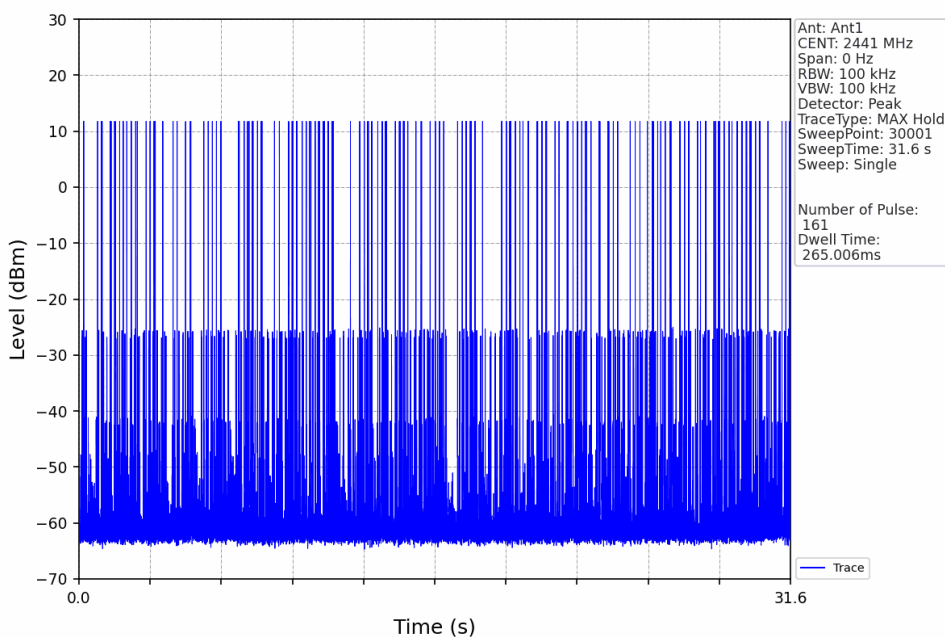
5.2.1 Ant1



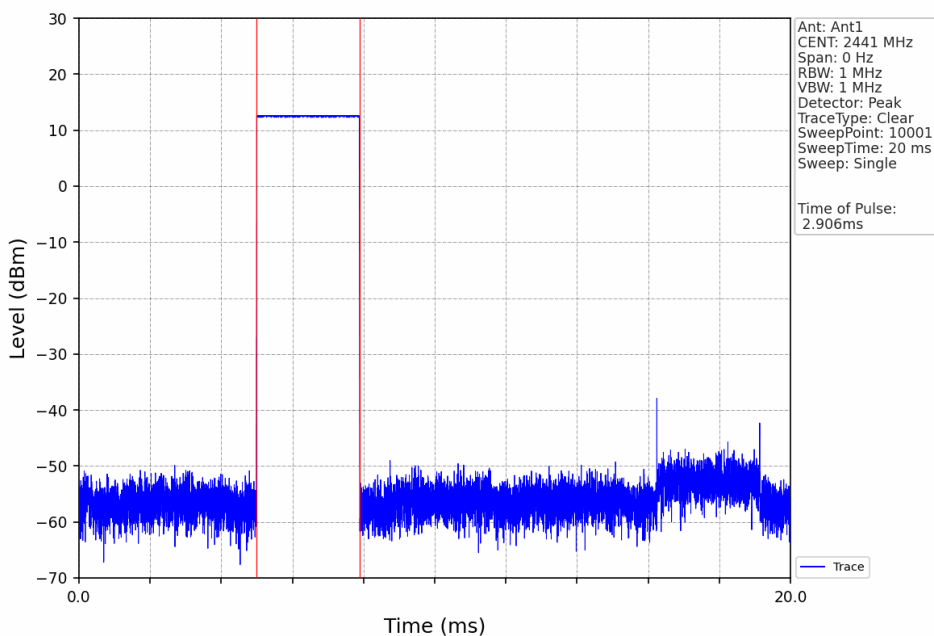
GFSK_DH3_HOPP_Ant1_NTNV



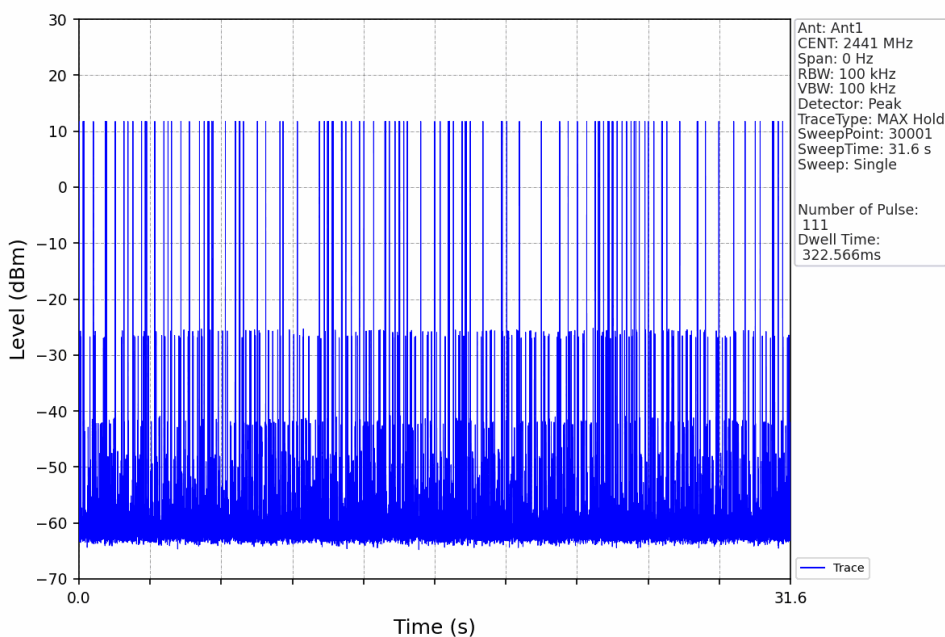
GFSK_DH3_HOPP_Ant1_NTNV



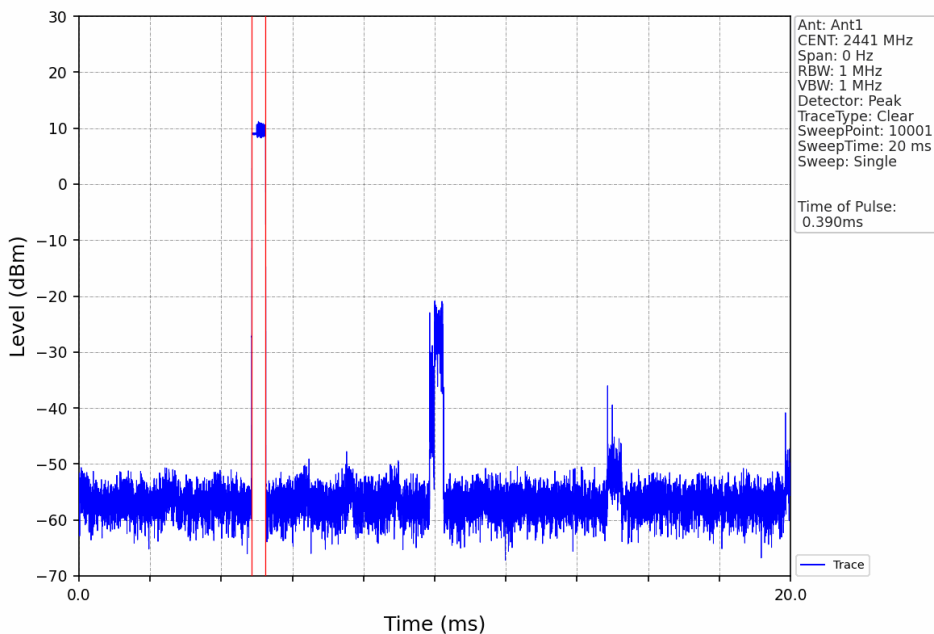
GFSK_DH5_HOPP_Ant1_NTNV



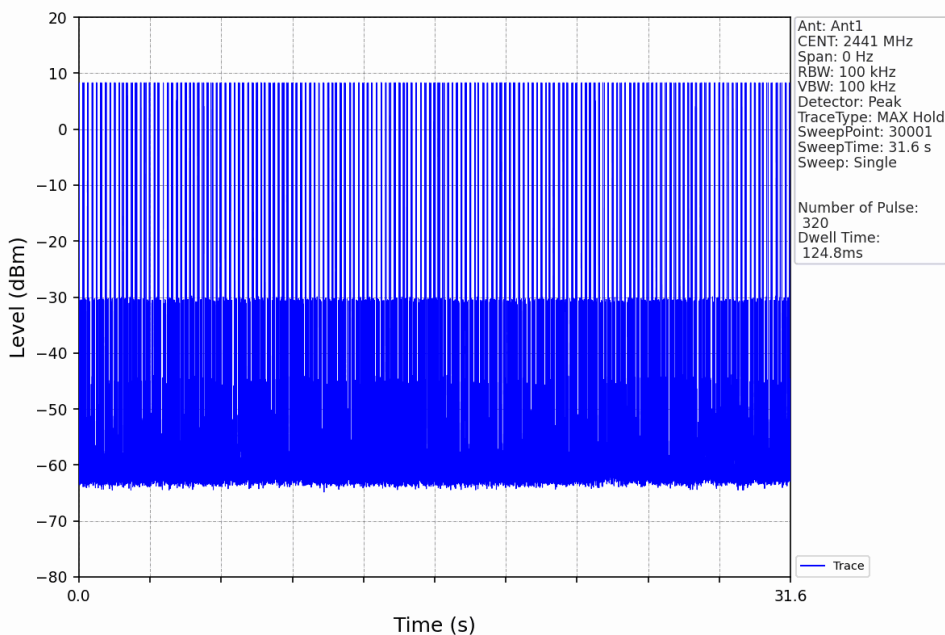
GFSK_DH5_HOPP_Ant1_NTNV



Pi/4DQPSK_2DH1_HOPP_Ant1_NTNV



Pi/4DQPSK_2DH1_HOPP_Ant1_NTNV



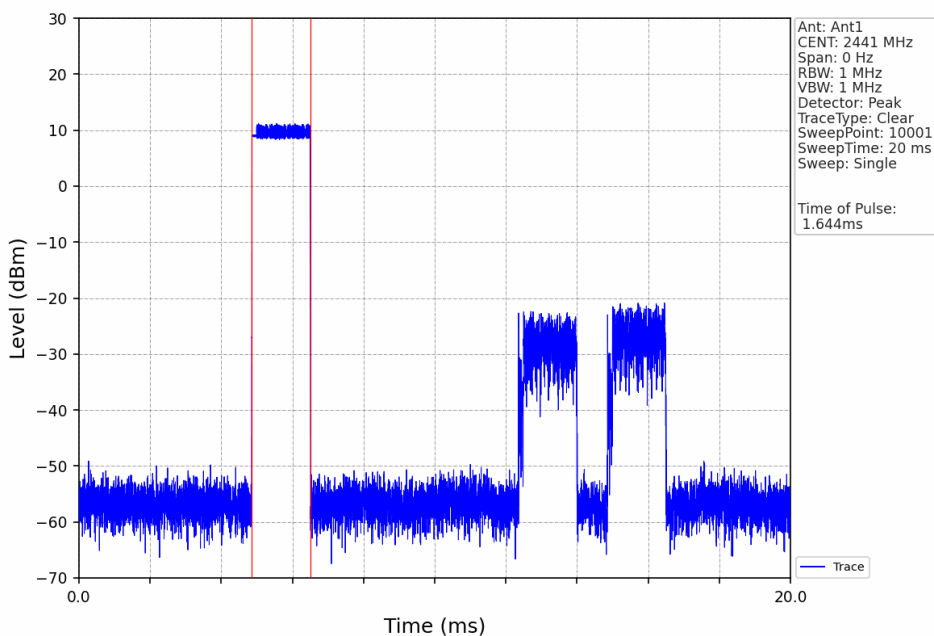
Unless otherwise agreed in writing, this document is issued by the Company subject to its General Conditions of Service printed overleaf, available on request or accessible at <https://www.sgs.com/en/Terms-and-Conditions>. Attention is drawn to the limitation of liability, indemnification and jurisdiction issues defined therein. Any holder of this document is advised that information contained hereon reflects the Company's findings at the time of its intervention only and within the limits of Client's instructions, if any. The Company's sole responsibility is to its Client and this document does not exonerate parties to a transaction from exercising all their rights and obligations under the transaction documents. This document cannot be reproduced except in full, without prior written approval of the Company. Any unauthorized alteration, forgery or falsification of the content or appearance of this document is unlawful and offenders may be prosecuted to the fullest extent of the law. Unless otherwise stated the results shown in this test report refer only to the sample(s) tested and such sample(s) are retained for 30 days only.

Attention: To check the authenticity of testing /inspection report & certificate, please contact us at telephone: (86-755) 8307 1443, or email: CN.Doccheck@sgs.com

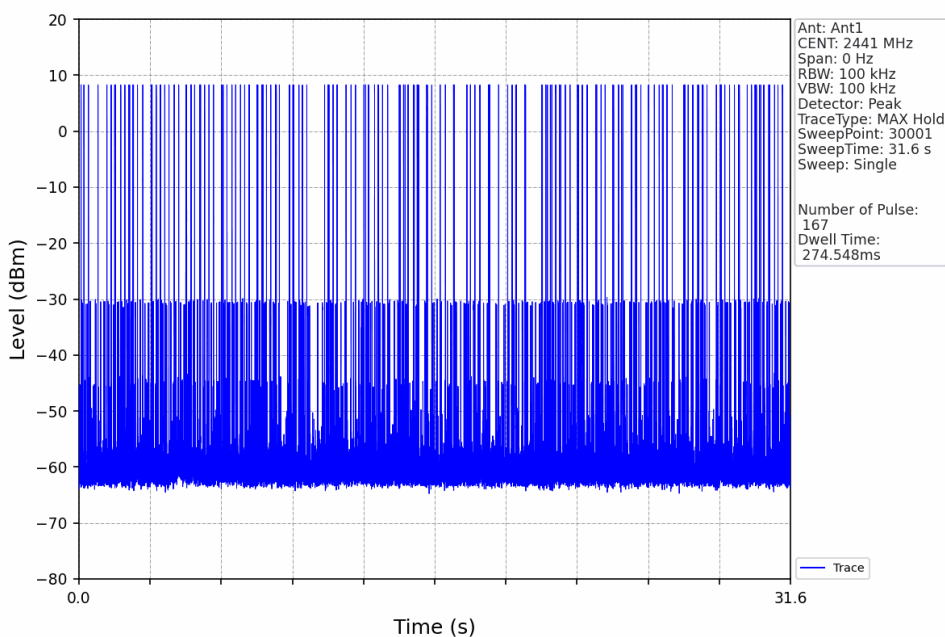
SGS-CSTC Standards Technical Services Co., Ltd.
Shenzhen Branch Testing & Calibration Laboratory

No.1 Workshop, M-10, Middle Section, Science & Technology Park, Nanshan District, Shenzhen, Guangdong, China 518057 t (86-755) 26012053 f (86-755) 26710594 www.sgs.com.cn
中国·广东·深圳市南山区科技园中区M-10栋1号厂房 邮编: 518057 t (86-755) 26012053 f (86-755) 26710594 sgs.china@sgs.com

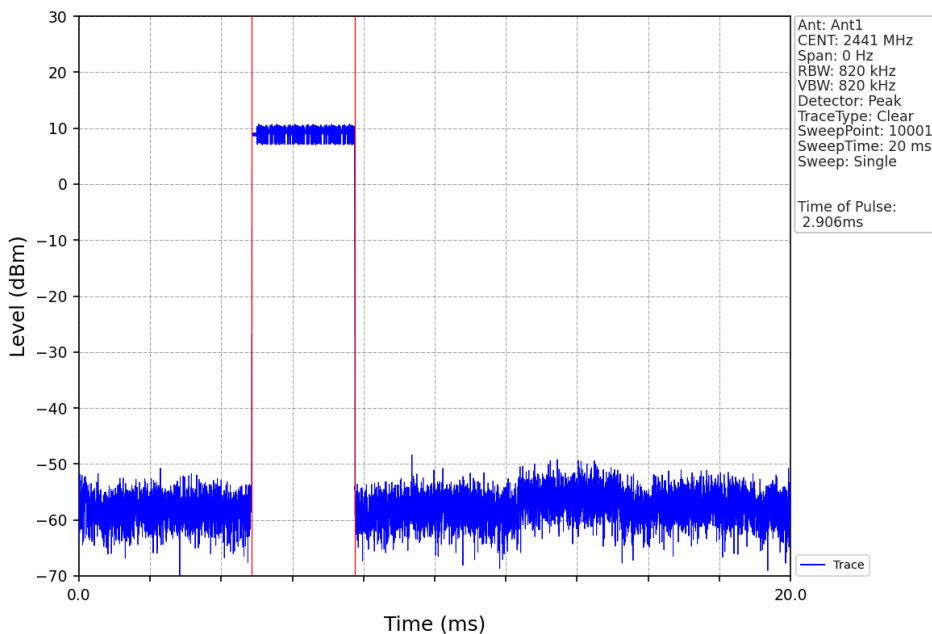
Pi/4DQPSK_2DH3_HOPP_Ant1_NTNV



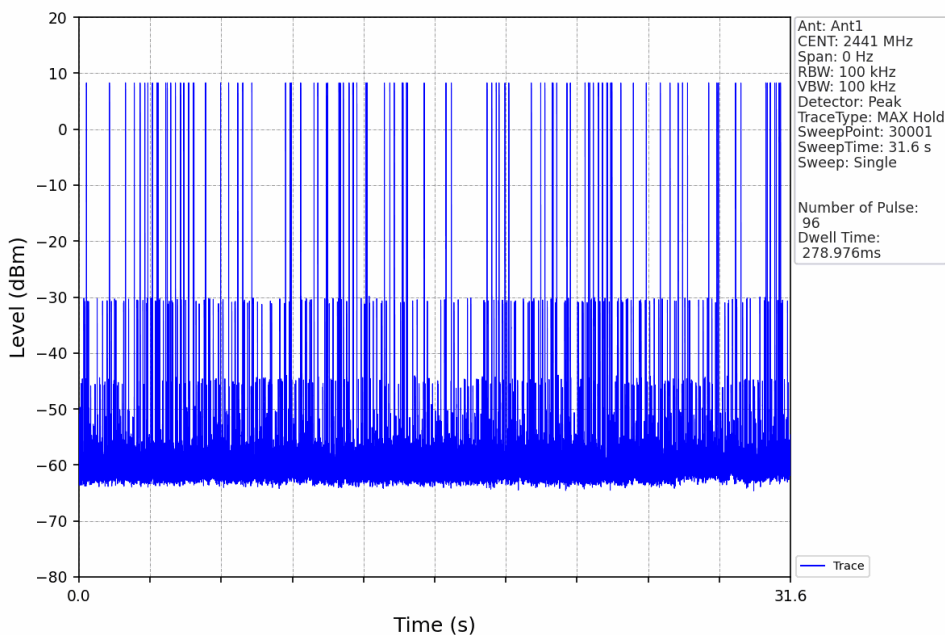
Pi/4DQPSK_2DH3_HOPP_Ant1_NTNV



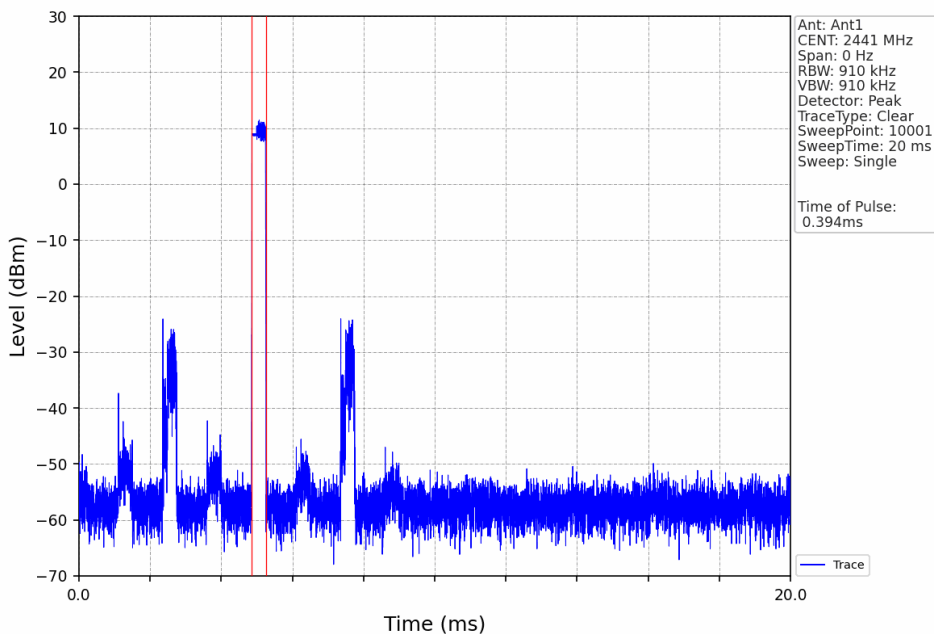
Pi/4DQPSK_2DH5_HOPP_Ant1_NTNV



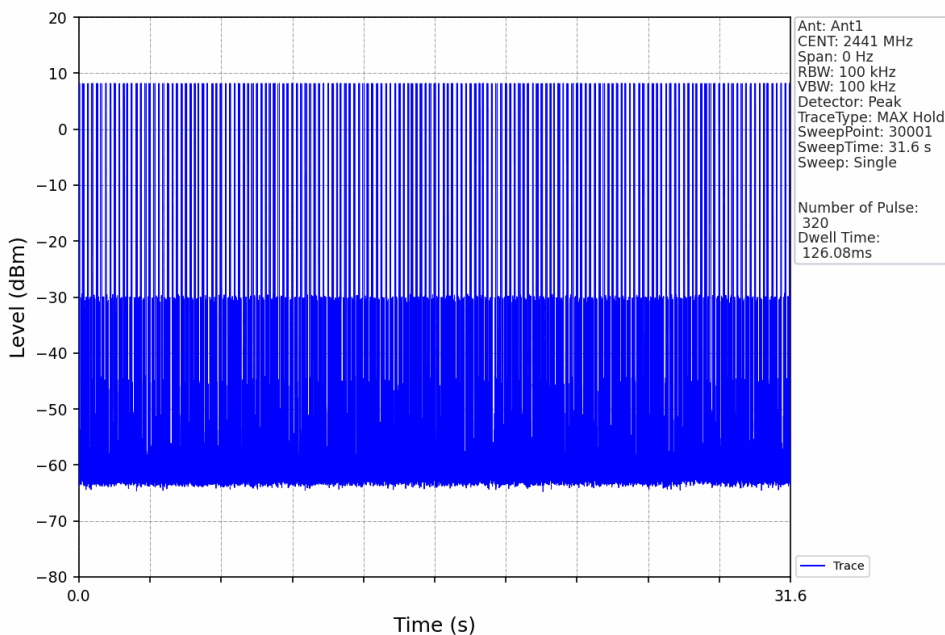
Pi/4DQPSK_2DH5_HOPP_Ant1_NTNV



8DPSK_3DH1_HOPP_Ant1_NTNV



8DPSK_3DH1_HOPP_Ant1_NTNV



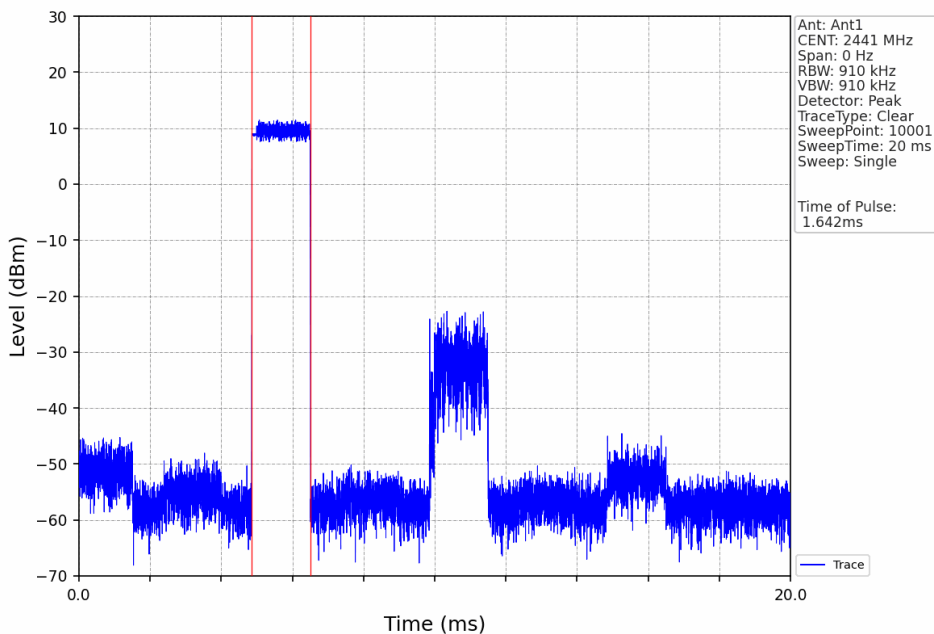
Unless otherwise agreed in writing, this document is issued by the Company subject to its General Conditions of Service printed overleaf, available on request or accessible at <https://www.sgs.com/en/Terms-and-Conditions>. Attention is drawn to the limitation of liability, indemnification and jurisdiction issues defined therein. Any holder of this document is advised that information contained hereon reflects the Company's findings at the time of its intervention only and within the limits of Client's instructions, if any. The Company's sole responsibility is to its Client and this document does not exonerate parties to a transaction from exercising all their rights and obligations under the transaction documents. This document cannot be reproduced except in full, without prior written approval of the Company. Any unauthorized alteration, forgery or falsification of the content or appearance of this document is unlawful and offenders may be prosecuted to the fullest extent of the law. Unless otherwise stated the results shown in this test report refer only to the sample(s) tested and such sample(s) are retained for 30 days only.

Attention: To check the authenticity of testing / inspection report & certificate, please contact us at telephone: (86-755) 8307 1443, or email: CN.Doccheck@sgs.com

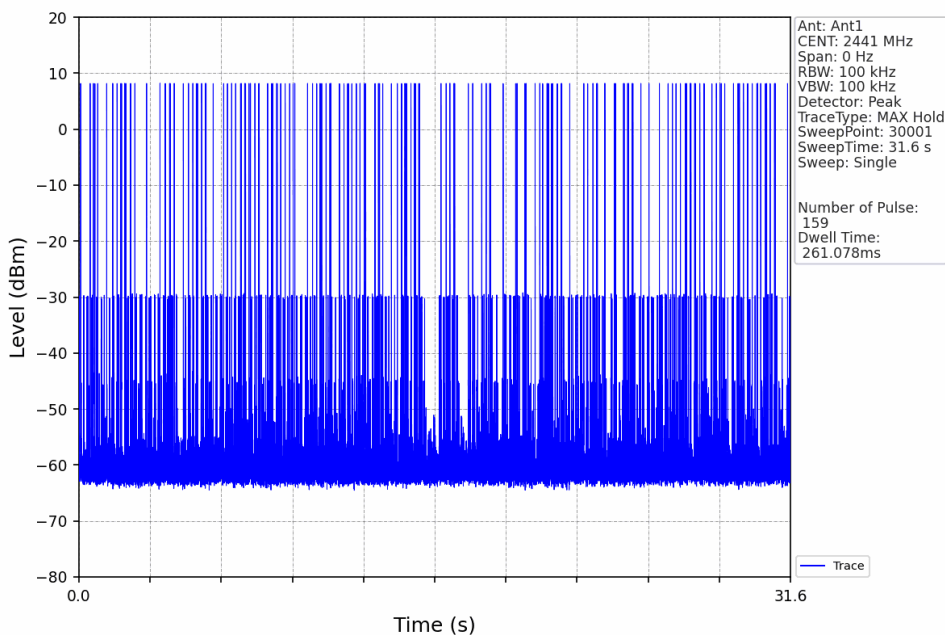
SGS-CSTC Standards Technical Services Co., Ltd.
Shenzhen Branch Inspection & Testing Laboratory

No.1 Workshop, M-10, Middle Section, Science & Technology Park, Nanshan District, Shenzhen, Guangdong, China 518057 t (86-755) 26012053 f (86-755) 26710594 www.sgs.com.cn
中国·广东·深圳市南山区科技园中区M-10栋1号厂房 邮编: 518057 t (86-755) 26012053 f (86-755) 26710594 sgs.china@sgs.com

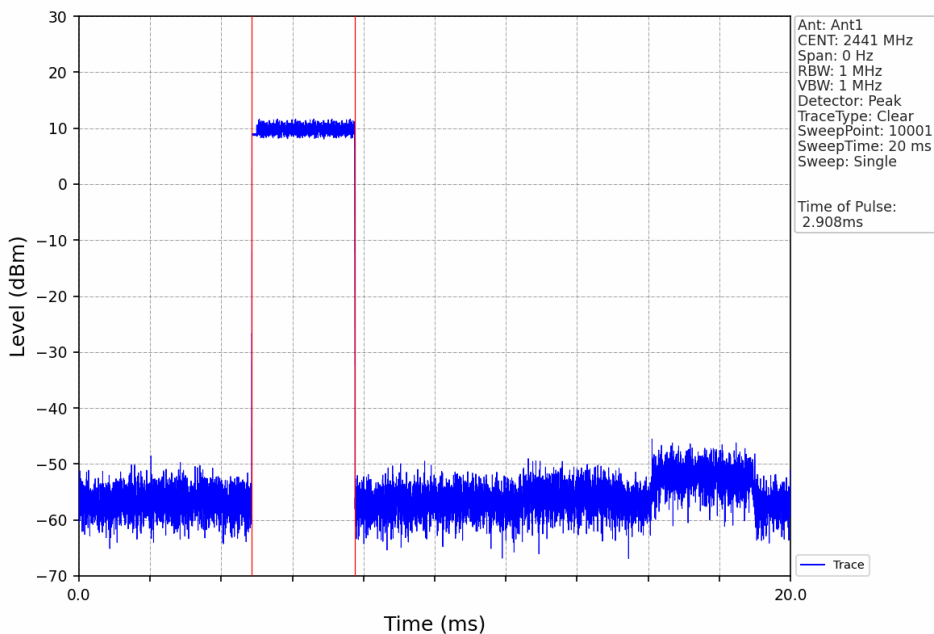
8DPSK_3DH3_HOPP_Ant1_NTNV



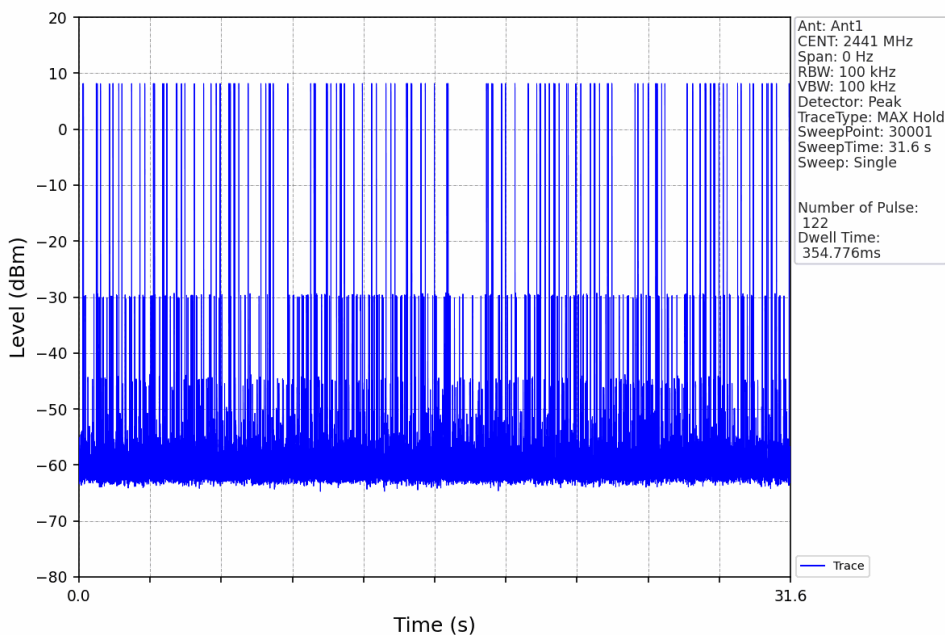
8DPSK_3DH3_HOPP_Ant1_NTNV



8DPSK_3DH5_HOPP_Ant1_NTNV



8DPSK_3DH5_HOPP_Ant1_NTNV



6. Unwanted Emissions In Non-restricted Frequency Bands

6.1 Test Result

6.1.1 Ref

| Mode | TX Type | Frequency (MHz) | Packet Type | ANT | Level of Reference (dBm) |
|-----------|---------|-----------------|-------------|-----|--------------------------|
| GFSK | SISO | 2402 | DH5 | 1 | 11.91 |
| | | 2441 | DH5 | 1 | 12.61 |
| | | 2480 | DH5 | 1 | 12.93 |
| Pi/4DQPSK | SISO | 2402 | 2DH5 | 1 | 8.27 |
| | | 2441 | 2DH5 | 1 | 8.79 |
| | | 2480 | 2DH5 | 1 | 9.35 |
| 8DPSK | SISO | 2402 | 3DH5 | 1 | 8.42 |
| | | 2441 | 3DH5 | 1 | 9.11 |
| | | 2480 | 3DH5 | 1 | 9.35 |

6.1.2 CSE

| Mode | TX Type | Frequency (MHz) | Packet Type | ANT | Level of Reference (dBm) | Limit (dBm) | Verdict |
|-----------|---------|-----------------|-------------|-----|--------------------------|-------------|---------|
| GFSK | SISO | 2402 | DH5 | 1 | 12.93 | -7.07 | Pass |
| | | 2441 | DH5 | 1 | 12.93 | -7.07 | Pass |
| | | 2480 | DH5 | 1 | 12.93 | -7.07 | Pass |
| | | HOPP | DH5 | 1 | 12.93 | -7.07 | Pass |
| | | | | | 12.93 | -7.07 | Pass |
| Pi/4DQPSK | SISO | 2402 | 2DH5 | 1 | 9.35 | -10.65 | Pass |
| | | 2441 | 2DH5 | 1 | 9.35 | -10.65 | Pass |
| | | 2480 | 2DH5 | 1 | 9.35 | -10.65 | Pass |
| | | HOPP | 2DH5 | 1 | 9.35 | -10.65 | Pass |
| | | | | | 9.35 | -10.65 | Pass |
| 8DPSK | SISO | 2402 | 3DH5 | 1 | 9.35 | -10.65 | Pass |
| | | 2441 | 3DH5 | 1 | 9.35 | -10.65 | Pass |
| | | 2480 | 3DH5 | 1 | 9.35 | -10.65 | Pass |
| | | HOPP | 3DH5 | 1 | 9.35 | -10.65 | Pass |
| | | | | | 9.35 | -10.65 | Pass |



Unless otherwise agreed in writing, this document is issued by the Company subject to its General Conditions of Service printed overleaf, available on request or accessible at <https://www.sgs.com/en/Terms-and-Conditions>. Attention is drawn to the limitation of liability, indemnification and jurisdiction issues defined therein. Any holder of this document is advised that information contained hereon reflects the Company's findings at the time of its intervention only and within the limits of Client's instructions, if any. The Company's sole responsibility is to its Client and this document does not exonerate parties to a transaction from exercising all their rights and obligations under the transaction documents. This document cannot be reproduced except in full, without prior written approval of the Company. Any unauthorized alteration, forgery or falsification of the content or appearance of this document is unlawful and offenders may be prosecuted to the fullest extent of the law. Unless otherwise stated the results shown in this test report refer only to the sample(s) tested and such sample(s) are retained for 30 days only.

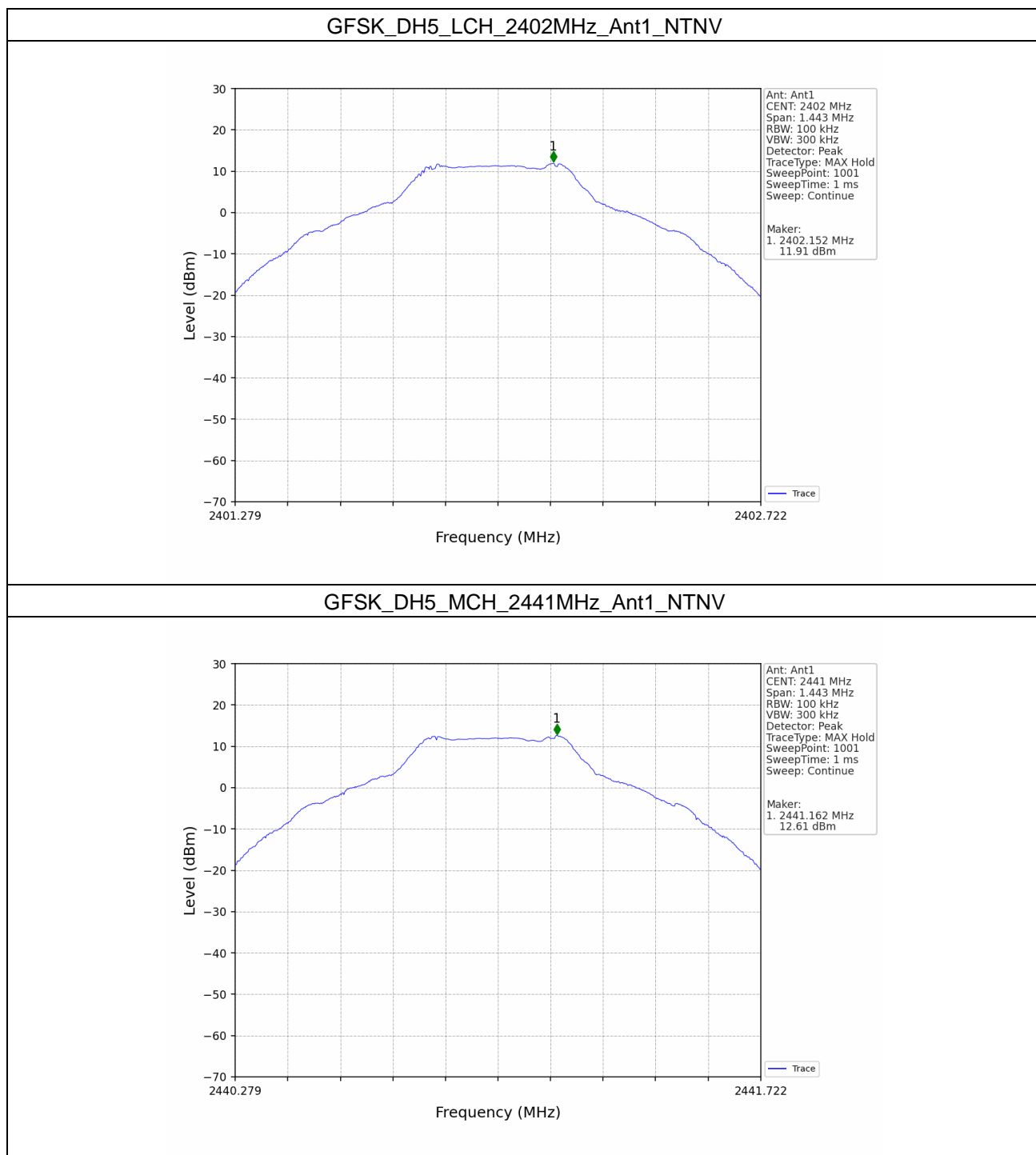
Attention: To check the authenticity of testing /inspection report & certificate, please contact us at telephone: (86-755) 8307 1443, or email: CN.Doccheck@sgs.com

SGS-CSTC Standards Technical Services Co., Ltd.
Shenzhen Branch Testing and Calibration Laboratory

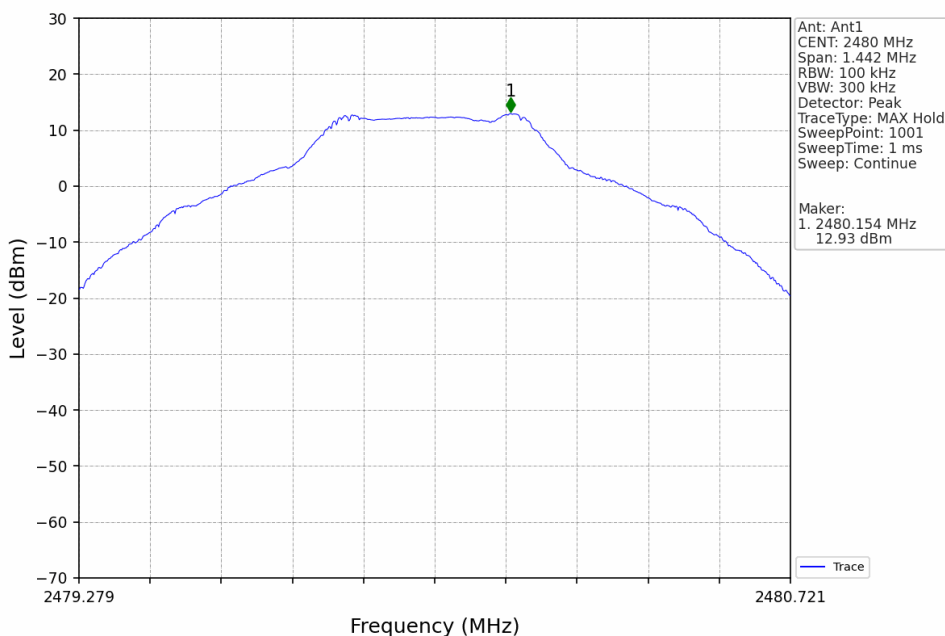
No.1 Workshop, M-10, Middle Section, Science & Technology Park, Nanshan District, Shenzhen, Guangdong, China 518057 t (86-755) 26012053 f (86-755) 26710594 www.sgs.com.cn
中国·广东·深圳市南山区科技园中区M-10栋1号厂房 邮编: 518057 t (86-755) 26012053 f (86-755) 26710594 sgs.china@sgs.com

6.2 Test Graph

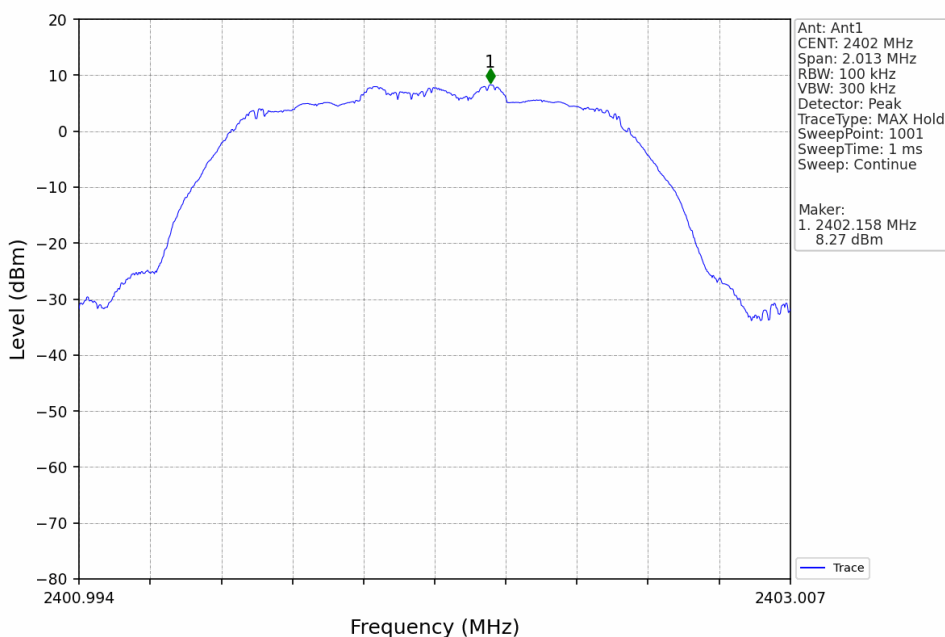
6.2.1 Ref



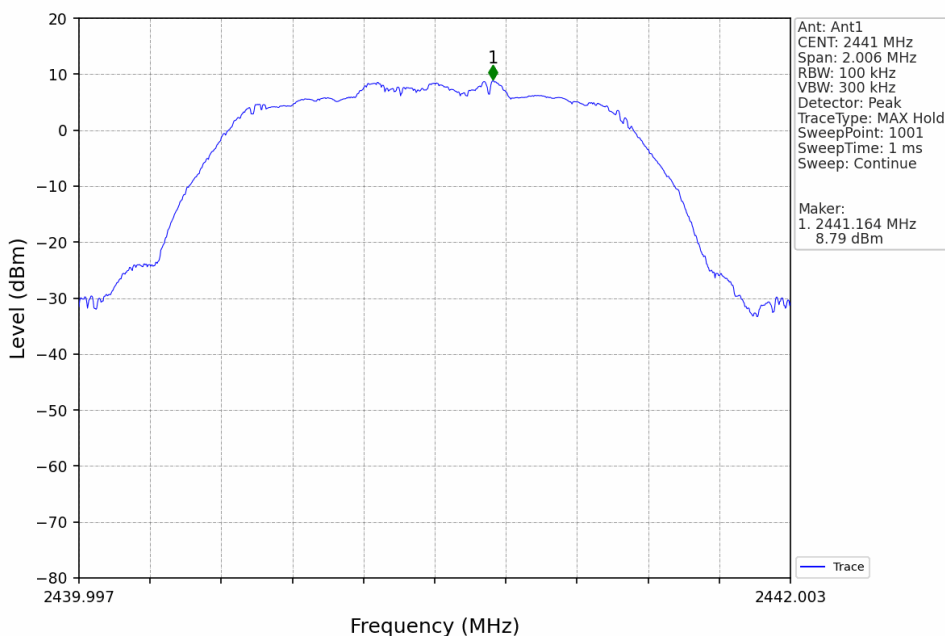
GFSK_DH5_HCH_2480MHz_Ant1_NTNV



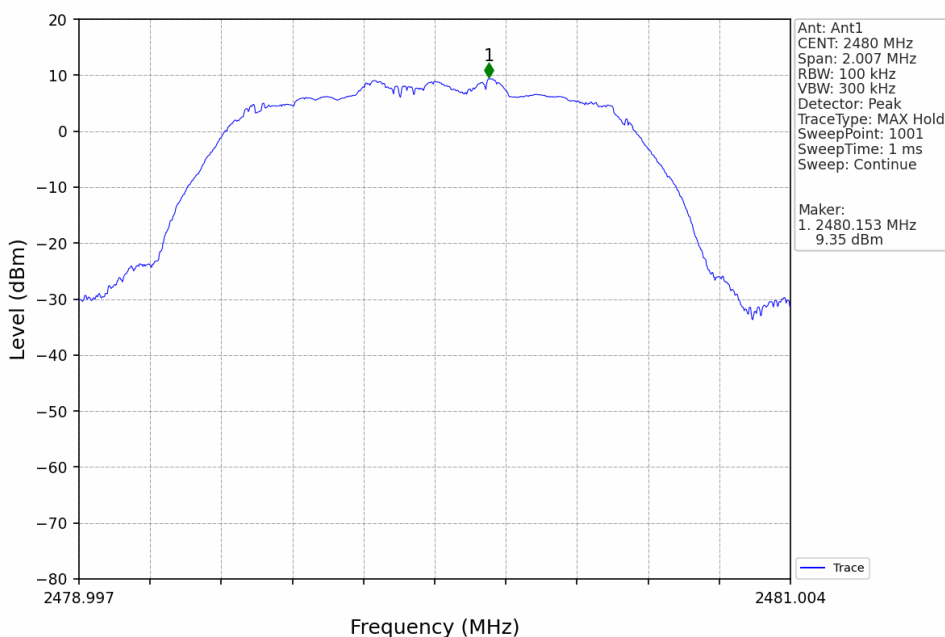
Pi/4DQPSK_2DH5_LCH_2402MHz_Ant1_NTNV



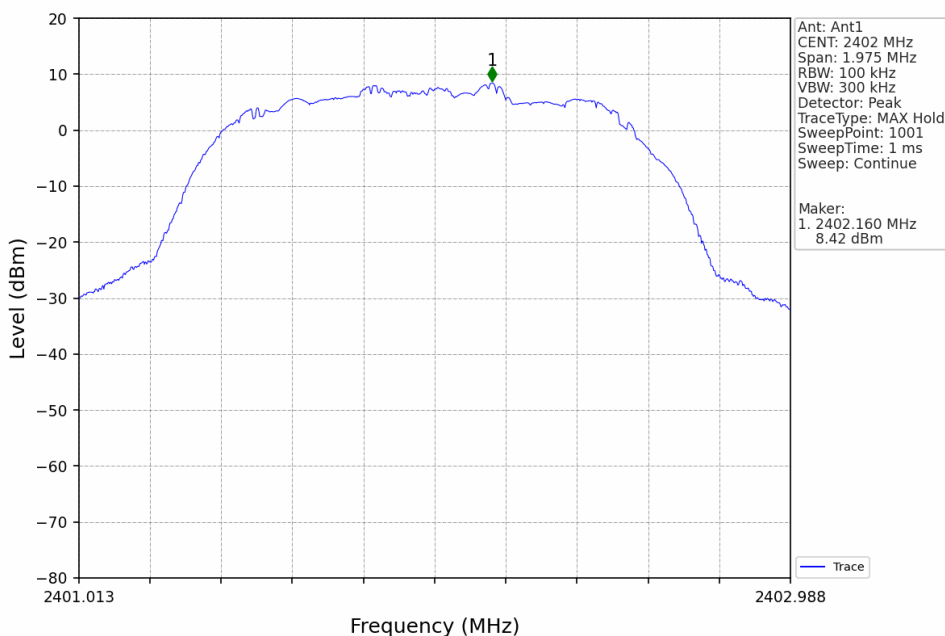
Pi/4DQPSK_2DH5_MCH_2441MHz_Ant1_NTNV



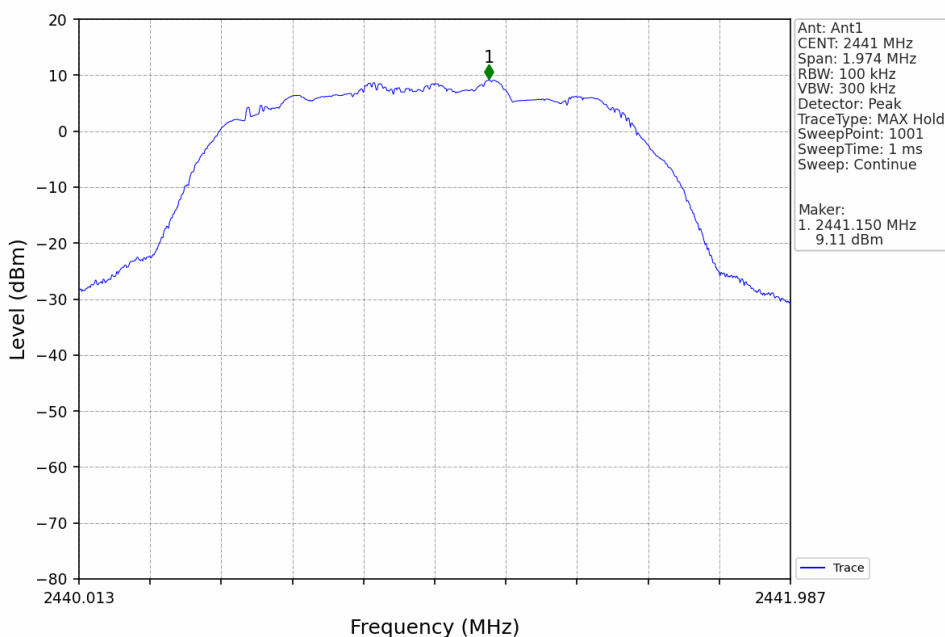
Pi/4DQPSK_2DH5_HCH_2480MHz_Ant1_NTNV



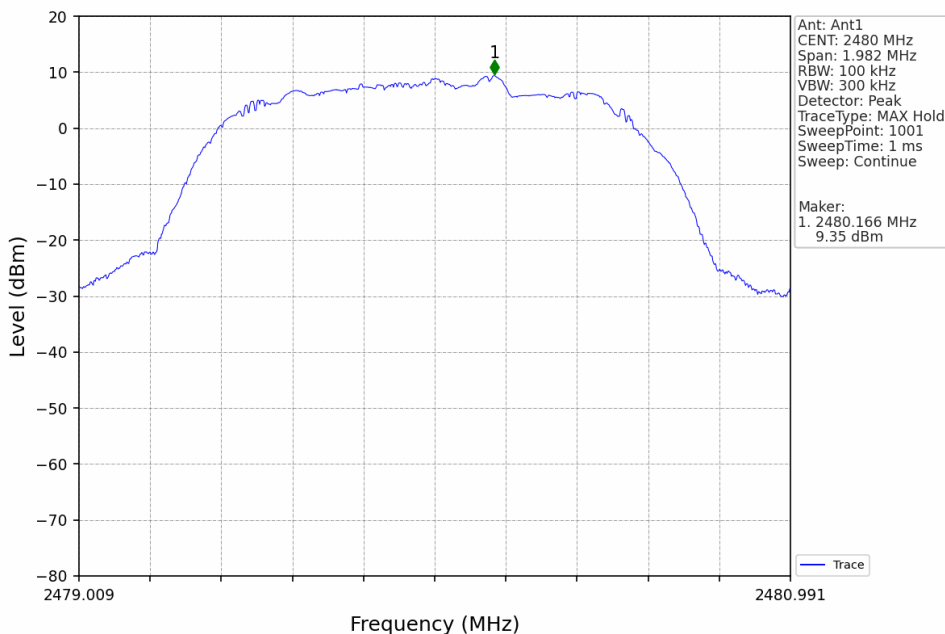
8DPSK_3DH5_LCH_2402MHz_Ant1_NTNV



8DPSK_3DH5_MCH_2441MHz_Ant1_NTNV



8DPSK_3DH5_HCH_2480MHz_Ant1_NTNV



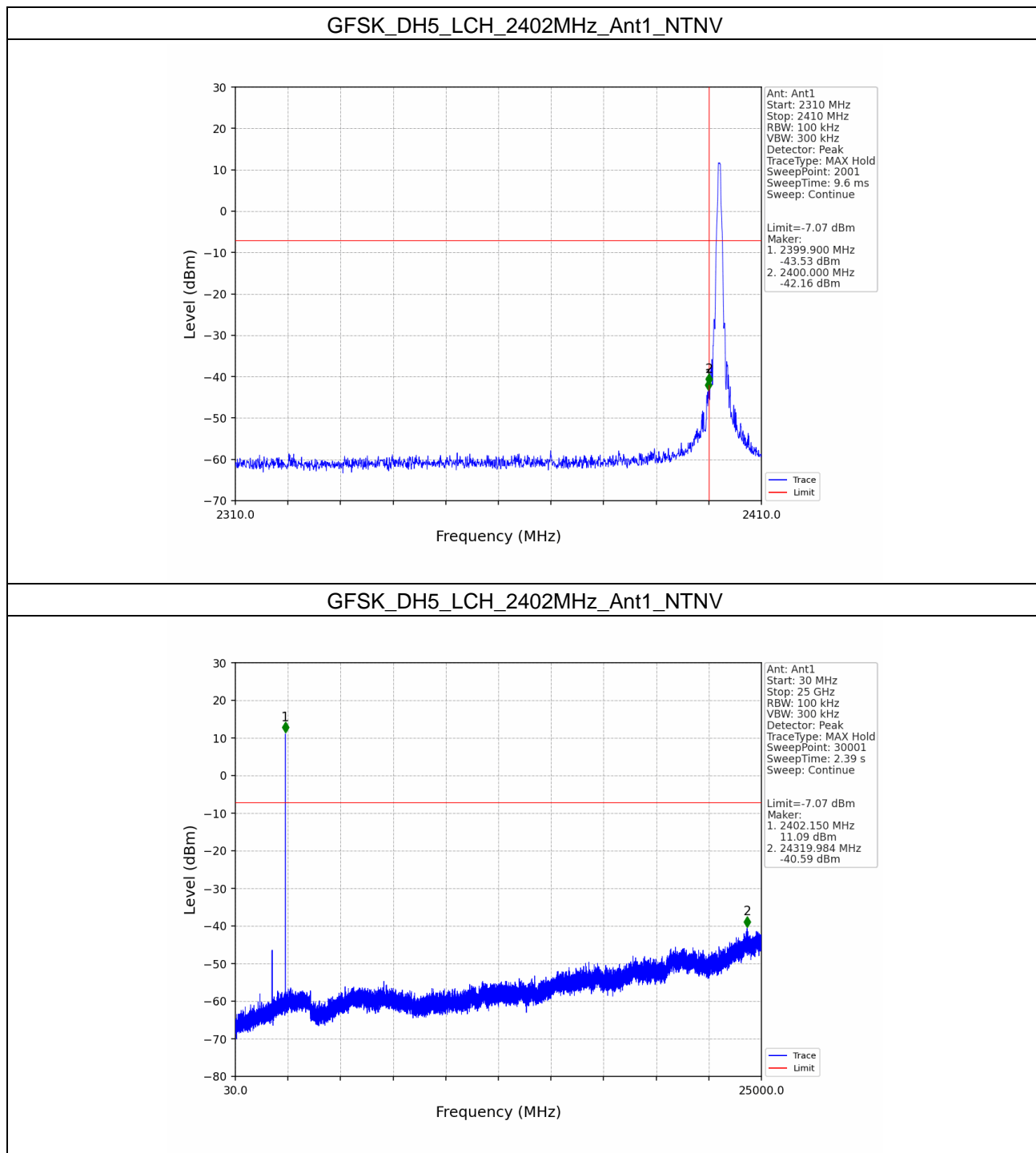
Unless otherwise agreed in writing, this document is issued by the Company subject to its General Conditions of Service printed overleaf, available on request or accessible at <https://www.sgs.com/en/Terms-and-Conditions>. Attention is drawn to the limitation of liability, indemnification and jurisdiction issues defined therein. Any holder of this document is advised that information contained hereon reflects the Company's findings at the time of its intervention only and within the limits of Client's instructions, if any. The Company's sole responsibility is to its Client and this document does not exonerate parties to a transaction from exercising all their rights and obligations under the transaction documents. This document cannot be reproduced except in full, without prior written approval of the Company. Any unauthorized alteration, forgery or falsification of the content or appearance of this document is unlawful and offenders may be prosecuted to the fullest extent of the law. Unless otherwise stated the results shown in this test report refer only to the sample(s) tested and such sample(s) are retained for 30 days only.

Attention: To check the authenticity of testing / inspection report & certificate, please contact us at telephone: (86-755) 8307 1443, or email: CN.Doccheck@sgs.com

SGS-CSTC Standards Technical Services Co., Ltd.
 Shenzhen Branch Testing & Calibration Laboratory

No.1 Workshop, M-10, Middle Section, Science & Technology Park, Nanshan District, Shenzhen, Guangdong, China 518057 t (86-755) 26012053 f (86-755) 26710594 www.sgsgroup.com.cn
 中国·广东·深圳市南山区科技园中区M-10栋1号厂房 邮编: 518057 t (86-755) 26012053 f (86-755) 26710594 sgs.china@sgs.com

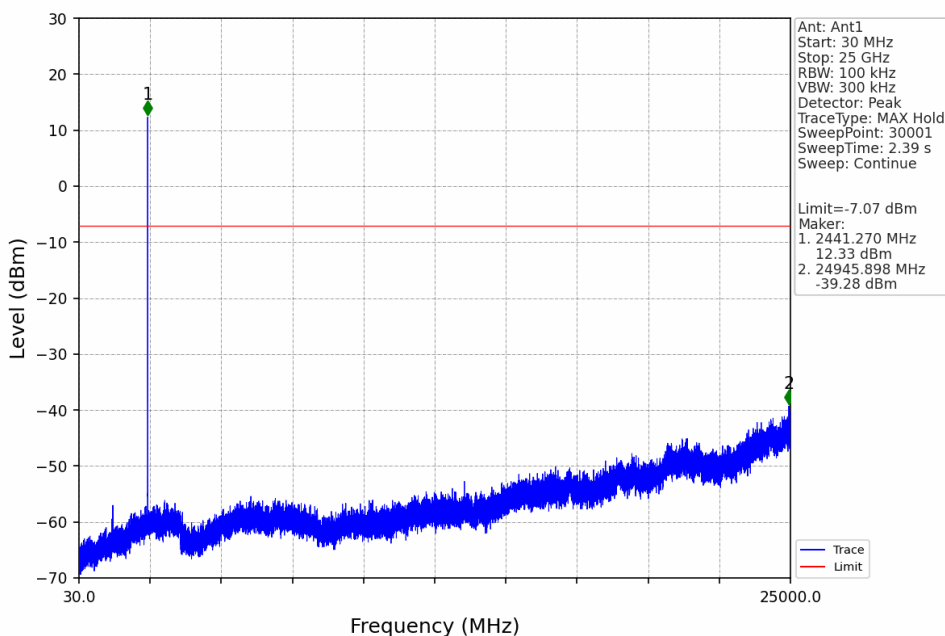
6.2.2 CSE



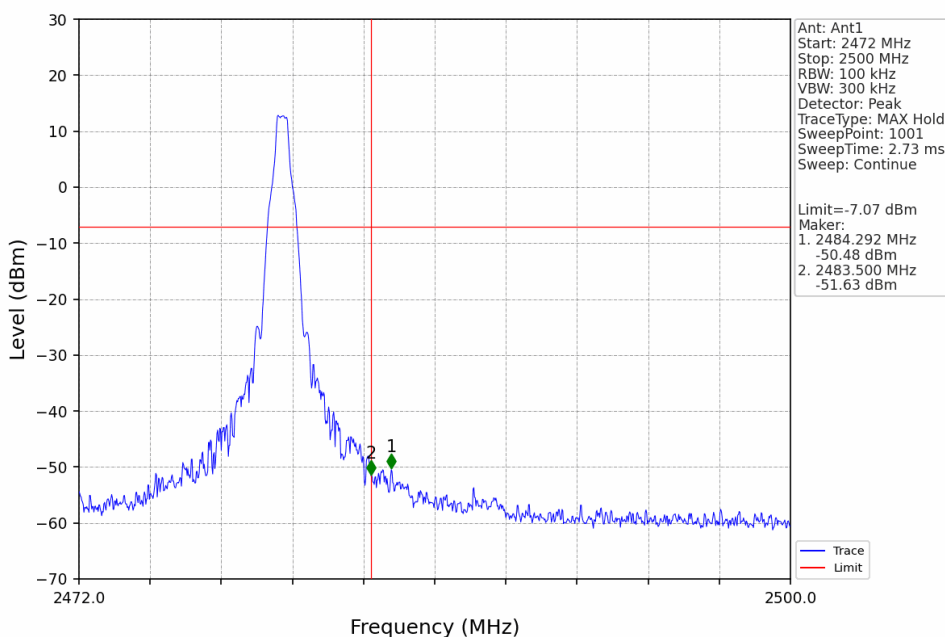
Unless otherwise agreed in writing, this document is issued by the Company subject to its General Conditions of Service printed overleaf, available on request or accessible at <https://www.sgs.com/en/Terms-and-Conditions>. Attention is drawn to the limitation of liability, indemnification and jurisdiction issues defined therein. Any holder of this document is advised that information contained hereon reflects the Company's findings at the time of its intervention only and within the limits of Client's instructions, if any. The Company's sole responsibility is to its Client and this document does not exonerate parties to a transaction from exercising all their rights and obligations under the transaction documents. This document cannot be reproduced except in full, without prior written approval of the Company. Any unauthorized alteration, forgery or falsification of the content or appearance of this document is unlawful and offenders may be prosecuted to the fullest extent of the law. Unless otherwise stated the results shown in this test report refer only to the sample(s) tested and such sample(s) are retained for 30 days only.

Attention: To check the authenticity of testing /inspection report & certificate, please contact us at telephone: (86-755) 8307 1443, or email: CN.Doccheck@sgs.com

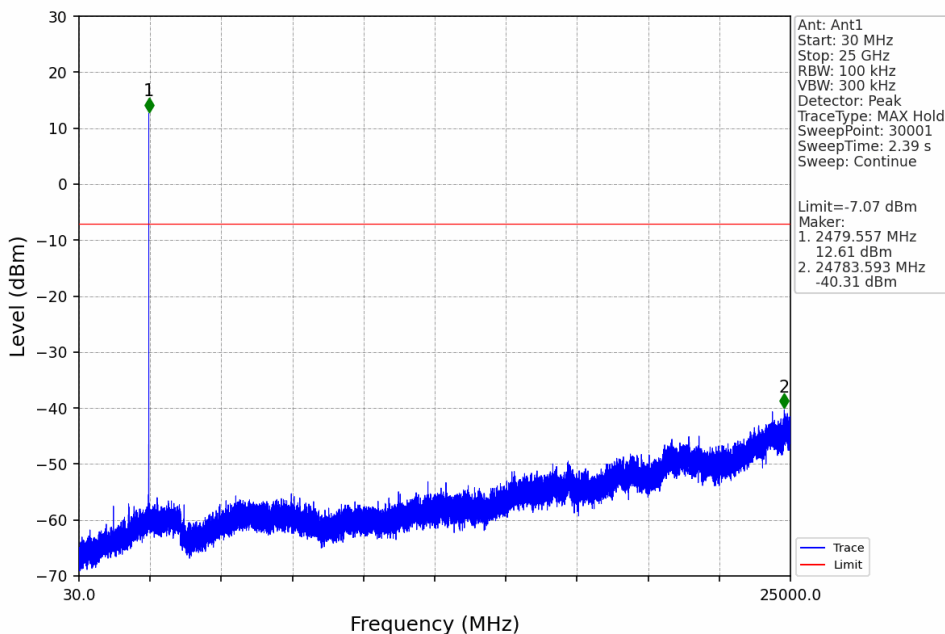
GFSK_DH5_MCH_2441MHz_Ant1_NTNV



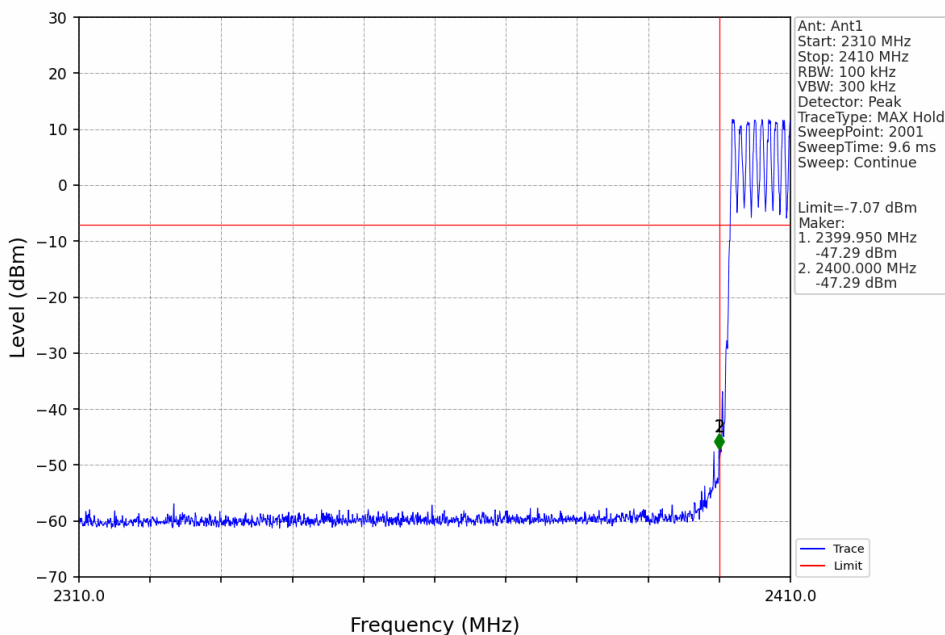
GFSK_DH5_HCH_2480MHz_Ant1_NTNV



GFSK_DH5_HCH_2480MHz_Ant1_NTNV



GFSK_DH5_HOPP_Ant1_NTNV



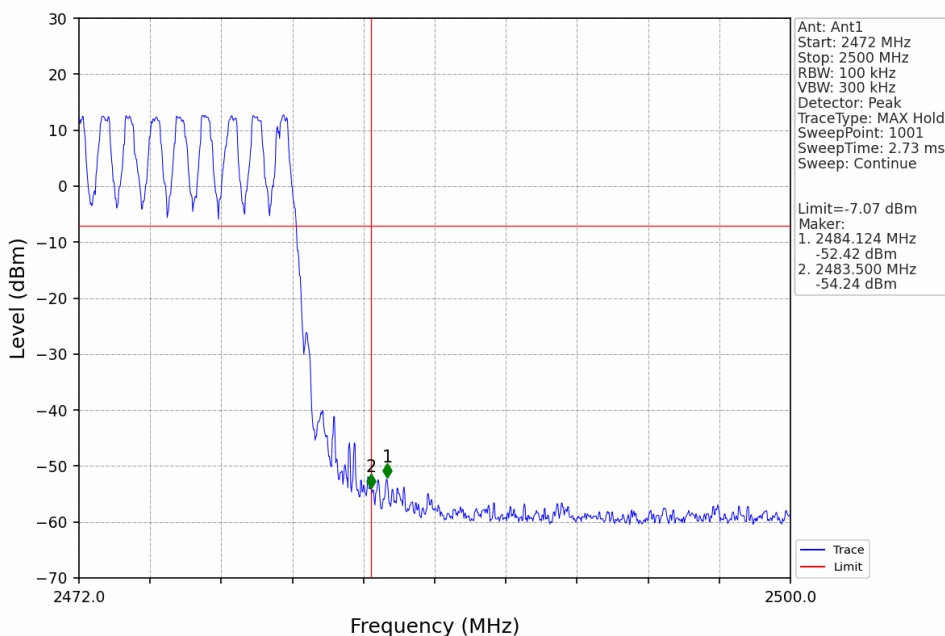
Unless otherwise agreed in writing, this document is issued by the Company subject to its General Conditions of Service printed overleaf, available on request or accessible at <https://www.sgs.com/en/Terms-and-Conditions>. Attention is drawn to the limitation of liability, indemnification and jurisdiction issues defined therein. Any holder of this document is advised that information contained hereon reflects the Company's findings at the time of its intervention only and within the limits of Client's instructions, if any. The Company's sole responsibility is to its Client and this document does not exonerate parties to a transaction from exercising all their rights and obligations under the transaction documents. This document cannot be reproduced except in full, without prior written approval of the Company. Any unauthorized alteration, forgery or falsification of the content or appearance of this document is unlawful and offenders may be prosecuted to the fullest extent of the law. Unless otherwise stated the results shown in this test report refer only to the sample(s) tested and such sample(s) are retained for 30 days only.

Attention: To check the authenticity of testing /inspection report & certificate, please contact us at telephone: (86-755) 8307 1443, or email: CN.Doccheck@sgs.com

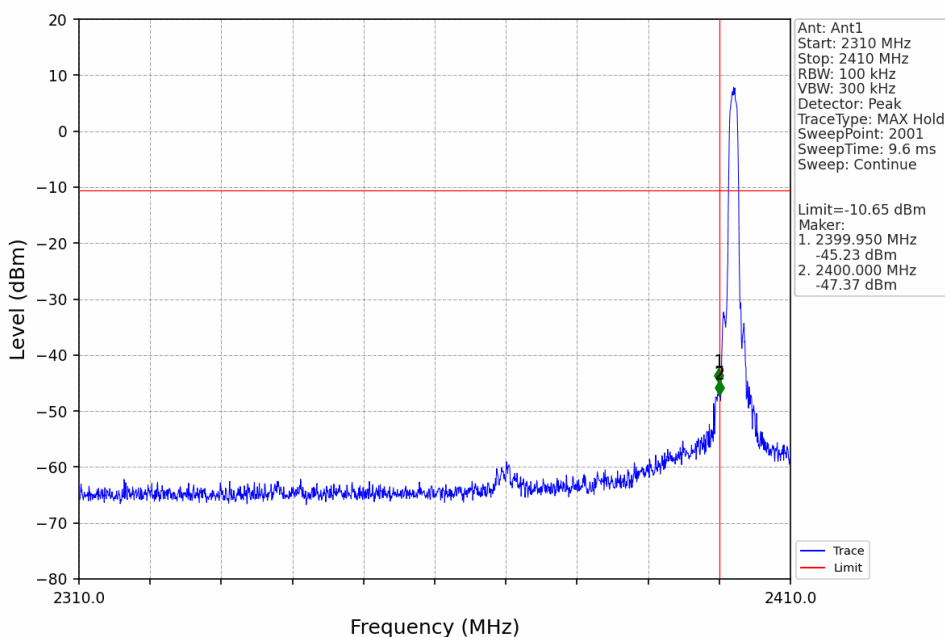
SGS-CSTC Standards Technical Services Co., Ltd.
Shenzhen Branch Inspection & Testing Laboratory

No.1 Workshop, M-10, Middle Section, Science & Technology Park, Nanshan District, Shenzhen, Guangdong, China 518057 t (86-755) 26012053 f (86-755) 26710594 www.sgs.com.cn
中国·广东·深圳市南山区科技园中区M-10栋1号厂房 邮编: 518057 t (86-755) 26012053 f (86-755) 26710594 sgs.china@sgs.com

GFSK_DH5_HOPP_Ant1_NTNV



Pi/4DQPSK_2DH5_LCH_2402MHz_Ant1_NTNV



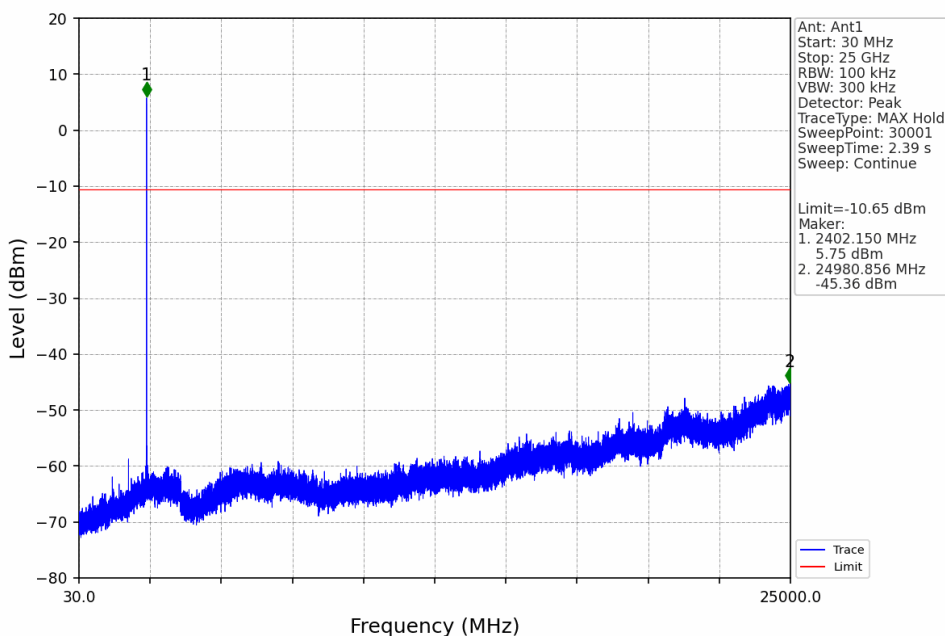
Unless otherwise agreed in writing, this document is issued by the Company subject to its General Conditions of Service printed overleaf, available on request or accessible at <https://www.sgs.com/en/Terms-and-Conditions>. Attention is drawn to the limitation of liability, indemnification and jurisdiction issues defined therein. Any holder of this document is advised that information contained hereon reflects the Company's findings at the time of its intervention only and within the limits of Client's instructions, if any. The Company's sole responsibility is to its Client and this document does not exonerate parties to a transaction from exercising all their rights and obligations under the transaction documents. This document cannot be reproduced except in full, without prior written approval of the Company. Any unauthorized alteration, forgery or falsification of the content or appearance of this document is unlawful and offenders may be prosecuted to the fullest extent of the law. Unless otherwise stated the results shown in this test report refer only to the sample(s) tested and such sample(s) are retained for 30 days only.

Attention: To check the authenticity of testing /inspection report & certificate, please contact us at telephone: (86-755) 8307 1443, or email: CN.Doccheck@sgs.com

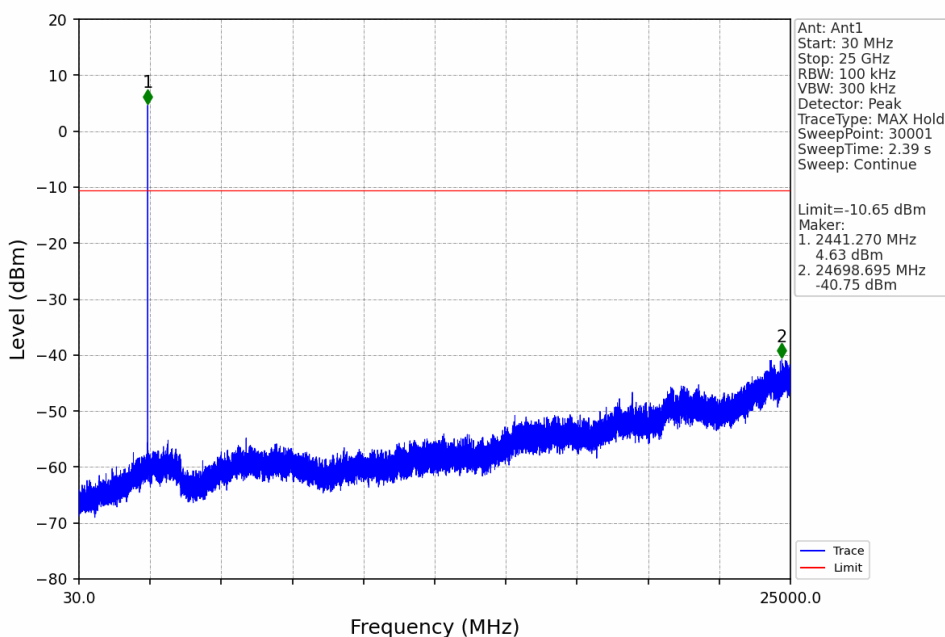
SGS-CSTC Standards Technical Services Co., Ltd.
Shenzhen Branch Inspection & Testing Laboratory

No.1 Workshop, M-10, Middle Section, Science & Technology Park, Nanshan District, Shenzhen, Guangdong, China 518057 t (86-755) 26012053 f (86-755) 26710594 www.sgsgroup.com.cn
中国·广东·深圳市南山区科技园中区M-10栋1号厂房 邮编: 518057 t (86-755) 26012053 f (86-755) 26710594 sgs.china@sgs.com

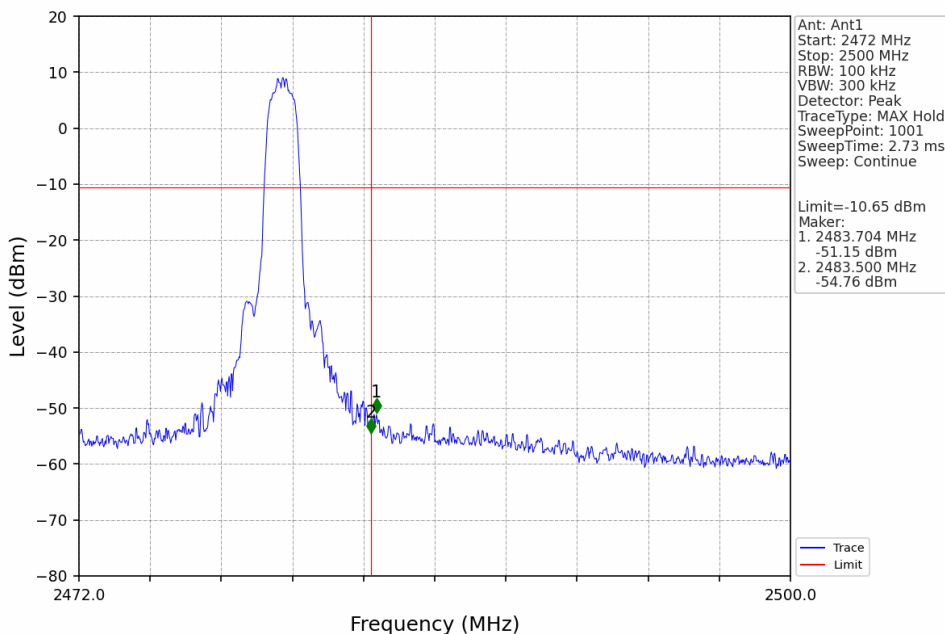
Pi/4DQPSK_2DH5_LCH_2402MHz_Ant1_NTNV



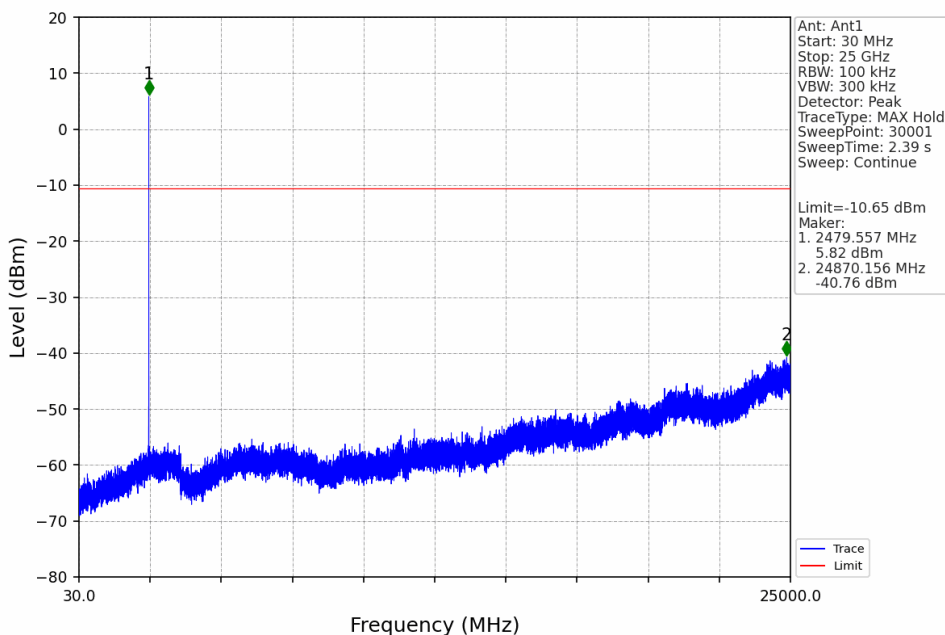
Pi/4DQPSK_2DH5_MCH_2441MHz_Ant1_NTNV



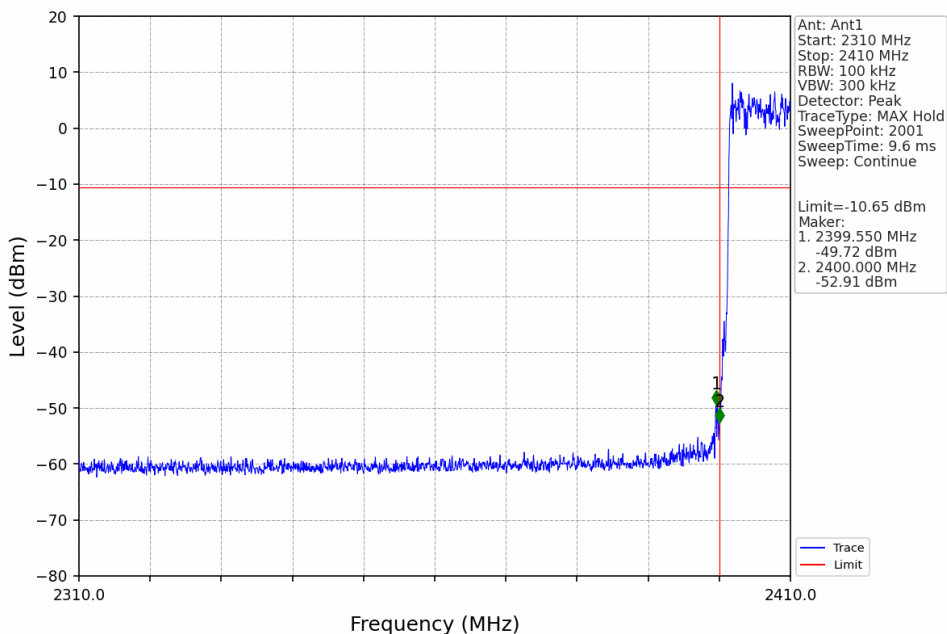
Pi/4DQPSK_2DH5_HCH_2480MHz_Ant1_NTNV



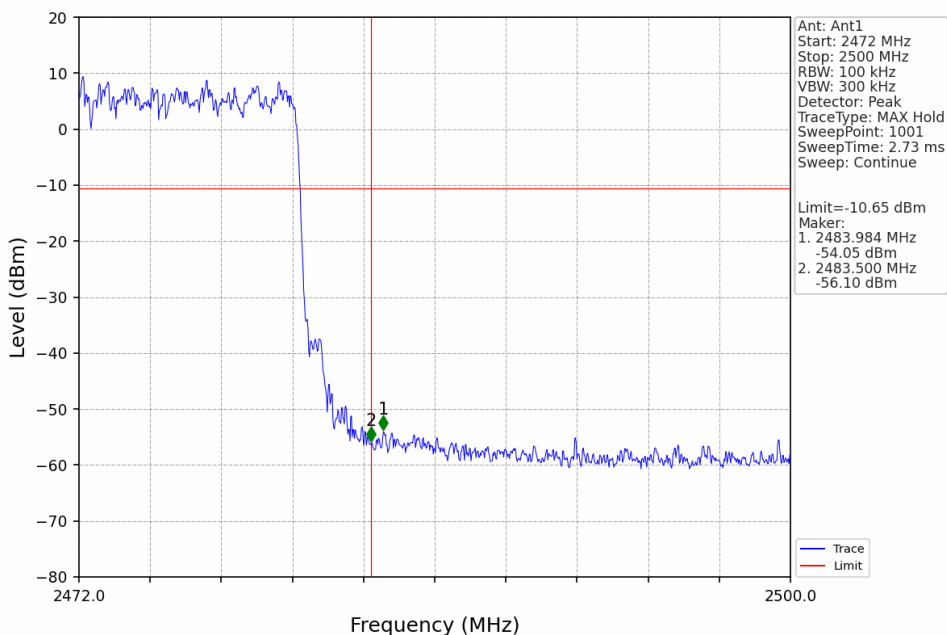
Pi/4DQPSK_2DH5_HCH_2480MHz_Ant1_NTNV



Pi/4DQPSK_2DH5_HOPP_Ant1_NTNV



Pi/4DQPSK_2DH5_HOPP_Ant1_NTNV



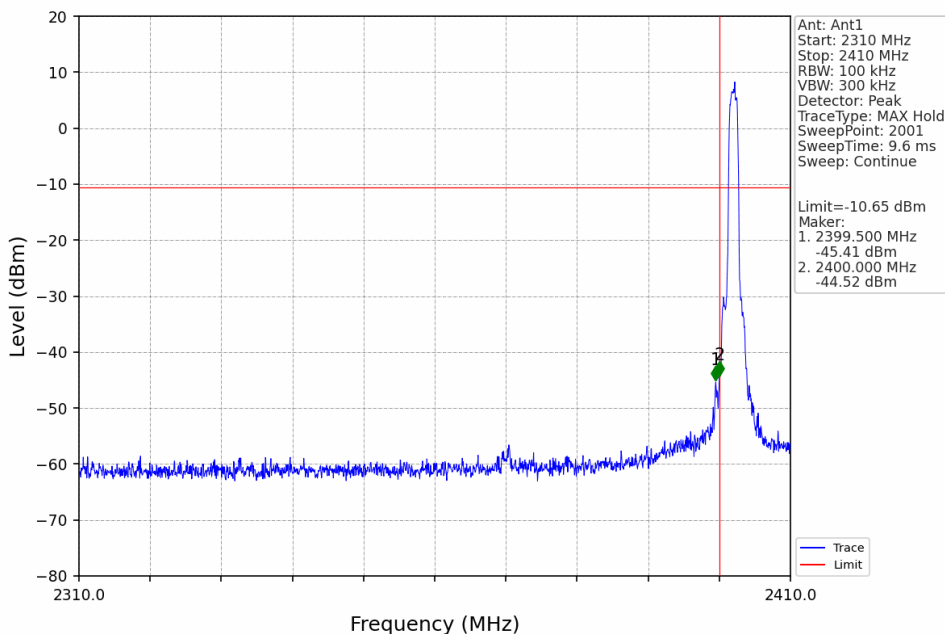
Unless otherwise agreed in writing, this document is issued by the Company subject to its General Conditions of Service printed overleaf, available on request or accessible at <https://www.sgs.com/en/Terms-and-Conditions>. Attention is drawn to the limitation of liability, indemnification and jurisdiction issues defined therein. Any holder of this document is advised that information contained hereon reflects the Company's findings at the time of its intervention only and within the limits of Client's instructions, if any. The Company's sole responsibility is to its Client and this document does not exonerate parties to a transaction from exercising all their rights and obligations under the transaction documents. This document cannot be reproduced except in full, without prior written approval of the Company. Any unauthorized alteration, forgery or falsification of the content or appearance of this document is unlawful and offenders may be prosecuted to the fullest extent of the law. Unless otherwise stated the results shown in this test report refer only to the sample(s) tested and such sample(s) are retained for 30 days only.

Attention: To check the authenticity of testing /inspection report & certificate, please contact us at telephone: (86-755) 8307 1443, or email: CN.Doccheck@sgs.com

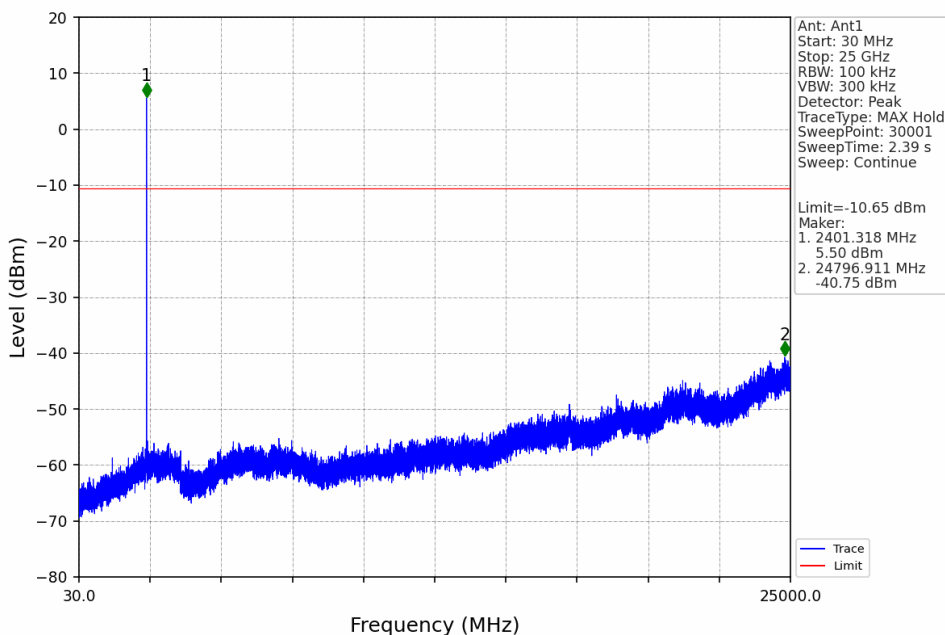
SGS-CSTC Standards Technical Services Co., Ltd.
Shenzhen Branch Inspection & Testing Laboratory

No.1 Workshop, M-10, Middle Section, Science & Technology Park, Nanshan District, Shenzhen, Guangdong, China 518057 t (86-755) 26012053 f (86-755) 26710594 www.sgs.com.cn
中国·广东·深圳市南山区科技园中区M-10栋1号厂房 邮编: 518057 t (86-755) 26012053 f (86-755) 26710594 sgs.china@sgs.com

8DPSK_3DH5_LCH_2402MHz_Ant1_NTNV



8DPSK_3DH5_LCH_2402MHz_Ant1_NTNV



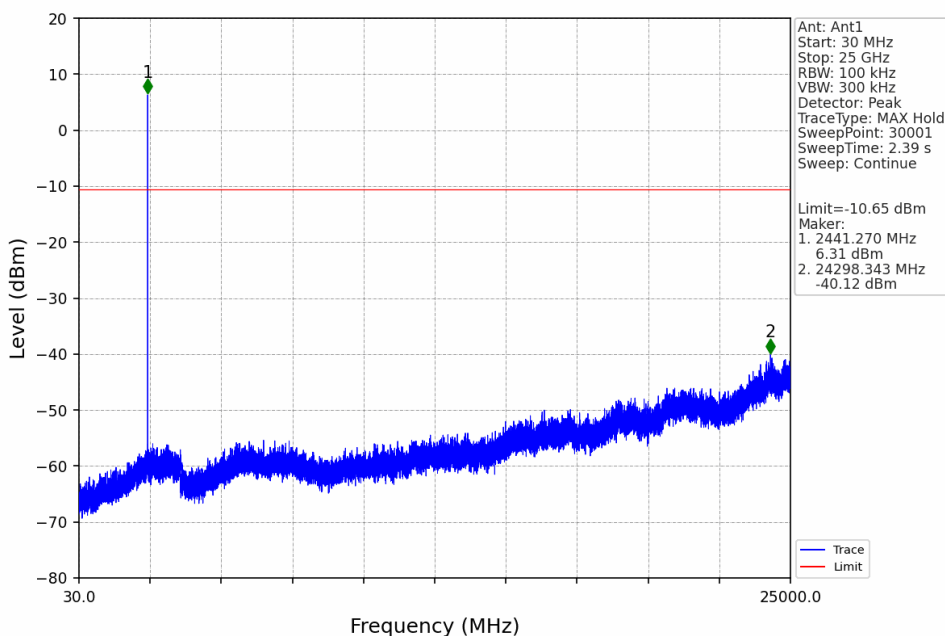
Unless otherwise agreed in writing, this document is issued by the Company subject to its General Conditions of Service printed overleaf, available on request or accessible at <https://www.sgs.com/en/Terms-and-Conditions>. Attention is drawn to the limitation of liability, indemnification and jurisdiction issues defined therein. Any holder of this document is advised that information contained hereon reflects the Company's findings at the time of its intervention only and within the limits of Client's instructions, if any. The Company's sole responsibility is to its Client and this document does not exonerate parties to a transaction from exercising all their rights and obligations under the transaction documents. This document cannot be reproduced except in full, without prior written approval of the Company. Any unauthorized alteration, forgery or falsification of the content or appearance of this document is unlawful and offenders may be prosecuted to the fullest extent of the law. Unless otherwise stated the results shown in this test report refer only to the sample(s) tested and such sample(s) are retained for 30 days only.

Attention: To check the authenticity of testing / inspection report & certificate, please contact us at telephone: (86-755) 8307 1443, or email: CN.Doccheck@sgs.com

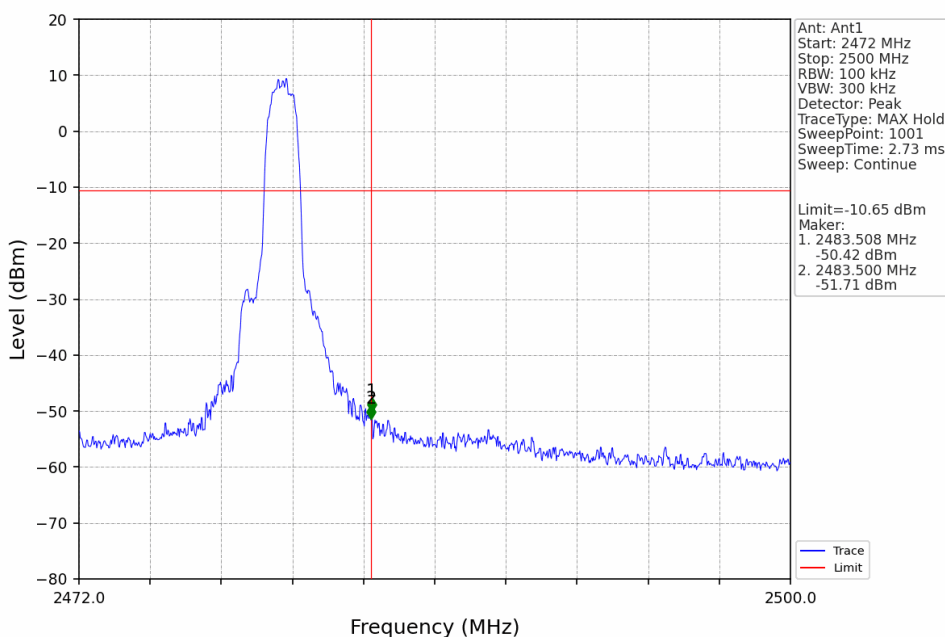
SGS-CSTC Standards Technical Services Co., Ltd.
Shenzhen Branch Testing & Calibration Laboratory

No.1 Workshop, M-10, Middle Section, Science & Technology Park, Nanshan District, Shenzhen, Guangdong, China 518057 t (86-755) 26012053 f (86-755) 26710594 www.sgsgroup.com.cn
中国·广东·深圳市南山区科技园中区M-10栋1号厂房 邮编: 518057 t (86-755) 26012053 f (86-755) 26710594 sgs.china@sgs.com

8DPSK_3DH5_MCH_2441MHz_Ant1_NTNV



8DPSK_3DH5_HCH_2480MHz_Ant1_NTNV



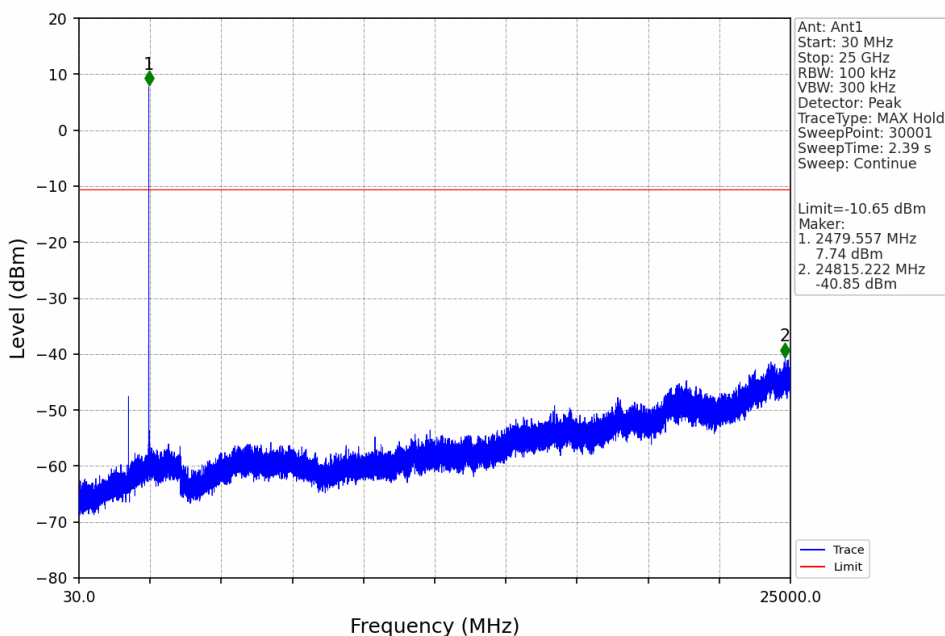
Unless otherwise agreed in writing, this document is issued by the Company subject to its General Conditions of Service printed overleaf, available on request or accessible at <https://www.sgs.com/en/Terms-and-Conditions>. Attention is drawn to the limitation of liability, indemnification and jurisdiction issues defined therein. Any holder of this document is advised that information contained hereon reflects the Company's findings at the time of its intervention only and within the limits of Client's instructions, if any. The Company's sole responsibility is to its Client and this document does not exonerate parties to a transaction from exercising all their rights and obligations under the transaction documents. This document cannot be reproduced except in full, without prior written approval of the Company. Any unauthorized alteration, forgery or falsification of the content or appearance of this document is unlawful and offenders may be prosecuted to the fullest extent of the law. Unless otherwise stated the results shown in this test report refer only to the sample(s) tested and such sample(s) are retained for 30 days only.

Attention: To check the authenticity of testing /inspection report & certificate, please contact us at telephone: (86-755) 8307 1443, or email: CN.Doccheck@sgs.com

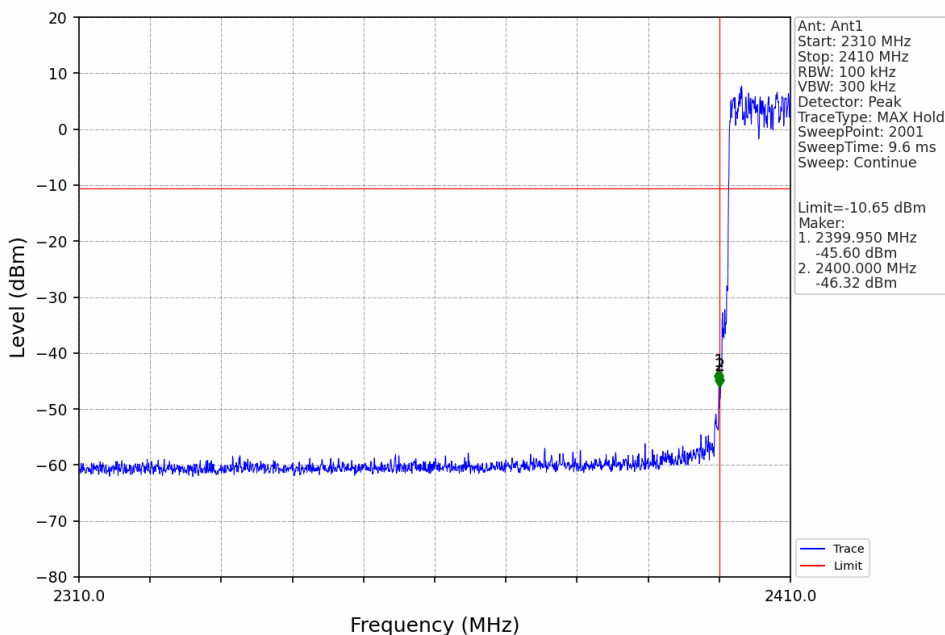
SGS-CSTC Standards Technical Services Co., Ltd.
Shenzhen Branch Testing & Calibration Laboratory

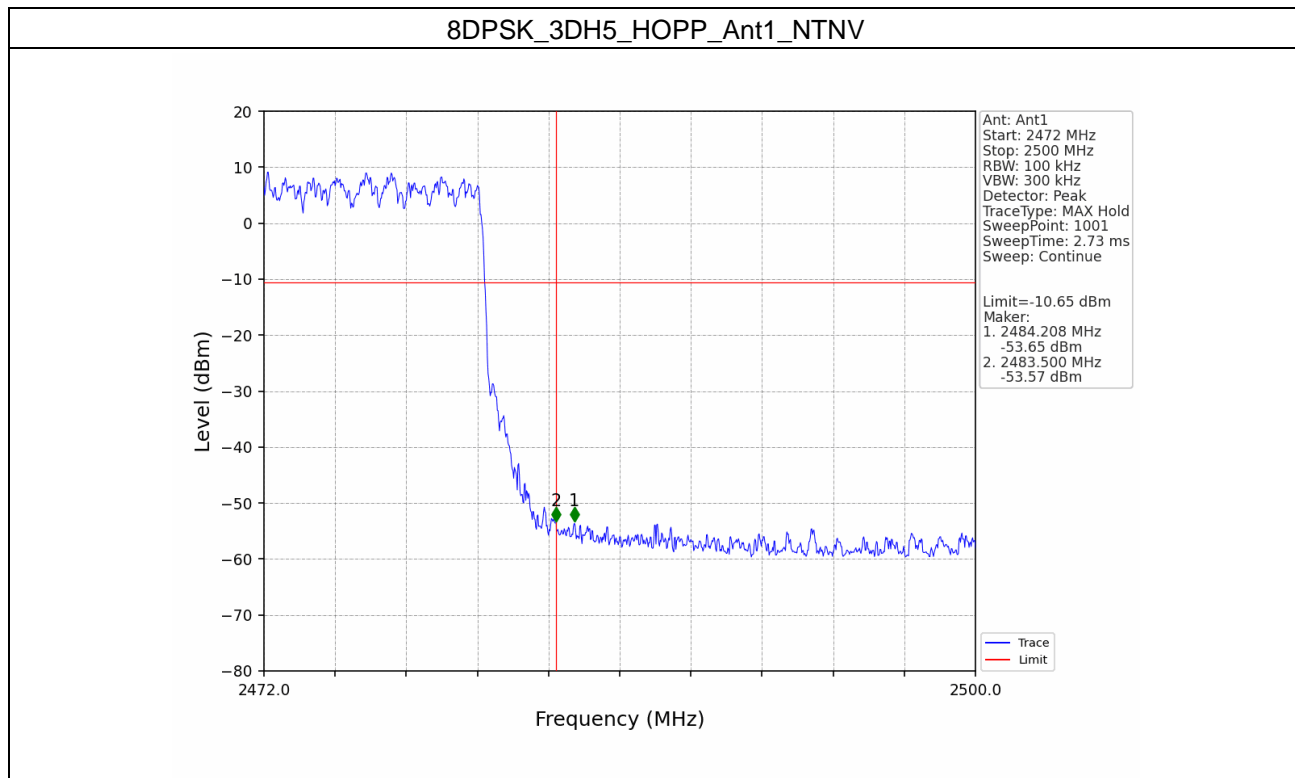
No.1 Workshop, M-10, Middle Section, Science & Technology Park, Nanshan District, Shenzhen, Guangdong, China 518057 t (86-755) 26012053 f (86-755) 26710594 www.sgsgroup.com.cn
中国·广东·深圳市南山区科技园中区M-10栋1号厂房 邮编: 518057 t (86-755) 26012053 f (86-755) 26710594 sgs.china@sgs.com

8DPSK_3DH5_HCH_2480MHz_Ant1_NTNV



8DPSK_3DH5_HOPP_Ant1_NTNV





- End of the Report -