



Prüfbericht-Nr.: Test report no.:	CN23B7WI 005	Auftrags-Nr.: Order no.:	168450029	Page 1 of 17 Seite 1 von 17
Kunden-Referenz-Nr.: Client reference no.:	N/A	Auftragsdatum: Order date:	2023-10-30	
Auftraggeber: Client:	Harman International Industries, Inc 8500 Balboa Blvd, Northridge, California, 91329, United States			
Prüfgegenstand: Test item:	Bluetooth Speaker			
Bezeichnung / Typ-Nr.: Identification / Type no.:	PARTYBOX CLUB 120G (Trademark: JBL)			
Auftrags-Inhalt: Order content:	Type test			
Prüfgrundlage: Test specification:	CFR47 FCC Part 15: Subpart C Section 15.247 CFR47 FCC Part 15: Subpart C Section 15.207 CFR47 FCC Part 15: Subpart C Section 15.209		RSS-247 Issue 3 August 2023 RSS-Gen Issue 5 March 2019	
Wareneingangsdatum: Date of sample receipt:	2024-06-07	Refer to photos document		
Prüfmuster-Nr.: Test sample no.:	A003742129-001			
Prüfzeitraum: Testing period:	2024-06-07 – 2024-06-18			
Ort der Prüfung: Place of testing:	TÜV Rheinland (Shenzhen) Co., Ltd.			
Prüflaboratorium: Testing laboratory:	TÜV Rheinland (Shenzhen) Co., Ltd.			
Prüfergebnis*: Test result*:	Pass			
geprüft von: tested by:	<input checked="" type="checkbox"/> 	genehmigt von: authorized by:	<input checked="" type="checkbox"/> 	
Datum: Date:	2024-07-10 <small>Signed by: Harry W. C. Wu</small>	Ausstellungsdatum: Issue date:	2024-07-10 <small>Signed by: Alex Lan</small>	
Stellung / Position:	Project Manager	Stellung / Position:	Reviewer	
Sonstiges / Other:	FCC ID: APIPBCLUB120G IC: 6132A-PBCLUB120G HVIN: PARTYBOX CLUB 120G			
Zustand des Prüfgegenstandes bei Anlieferung: Condition of the test item at delivery:	Prüfmuster vollständig und unbeschädigt Test item complete and undamaged			
<small>* Legende:</small>	<small>P(ass) = entspricht o.g. Prüfgrundlage(n)</small>	<small>F(ail) = entspricht nicht o.g. Prüfgrundlage(n)</small>	<small>N/A = nicht anwendbar</small>	<small>N/T = nicht getestet</small>
<small>* Legend:</small>	<small>P(ass) = passed a.m. test specification(s)</small>	<small>F(ail) = failed a.m. test specification(s)</small>	<small>N/A = not applicable</small>	<small>N/T = not tested</small>
Dieser Prüfbericht bezieht sich nur auf das o.g. Prüfmuster und darf ohne Genehmigung der Prüfstelle nicht auszugsweise vervielfältigt werden. Dieser Bericht berechtigt nicht zur Verwendung eines Prüfzeichens. <i>This test report only relates to the above mentioned test sample. Without permission of the test center this test report is not permitted to be duplicated in extracts. This test report does not entitle to carry any test mark.</i>				

Prüfbericht-Nr.: CN23B7WI 005
Test report no.:

Page 2 of 17
Seite 2 von 17

Remarks
Anmerkungen

<p>1</p>	<p>The equipment used during the specified testing period was calibrated according to our test laboratory calibration program. The equipment fulfils the requirements included in the relevant standards. The traceability of the test equipment used is ensured by compliance with the regulations of our management system. Detailed information regarding test conditions, equipment and measurement uncertainty is available in the test laboratory and could be provided on request.</p> <p><i>Alle eingesetzten Prüfmittel waren zum angegebenen Prüfzeitraum gemäß eines festgelegten Kalibrierungsprogramms unseres Prüfhauses kalibriert. Sie entsprechen den in den Prüfprogrammen hinterlegten Anforderungen. Die Rückverfolgbarkeit der eingesetzten Prüfmittel ist durch die Einhaltung der Regelungen unseres Managementsystems gegeben. Detaillierte Informationen bezüglich Prüfkonditionen, Prüfequipment und Messunsicherheiten sind im Prüflabor vorhanden und können auf Wunsch bereitgestellt werden.</i></p>
<p>2</p>	<p>As contractually agreed, this document has been signed digitally only. TÜV Rheinland has not verified and unable to verify which legal or other pertaining requirements are applicable for this document. Such verification is within the responsibility of the user of this document. Upon request by its client, TÜV Rheinland can confirm the validity of the digital signature by a separate document. Such request shall be addressed to our Sales department. An environmental fee for such additional service will be charged.</p> <p><i>Wie vertraglich vereinbart, wurde dieses Dokument nur digital unterzeichnet. Der TÜV Rheinland hat nicht überprüft, welche rechtlichen oder sonstigen diesbezüglichen Anforderungen für dieses Dokument gelten. Diese Überprüfung liegt in der Verantwortung des Benutzers dieses Dokuments. Auf Verlangen des Kunden kann der TÜV Rheinland die Gültigkeit der digitalen Signatur durch ein gesondertes Dokument bestätigen. Diese Anfrage ist an unseren Vertrieb zu richten. Eine Umweltgebühr für einen solchen zusätzlichen Service wird erhoben.</i></p>
<p>3</p>	<p>Test clauses with remark of * are subcontracted to qualified subcontractors and described under the respective test clause in the report. Deviations of testing specification(s) or customer requirements are listed in specific test clause in the report.</p> <p><i>Prüfklausel mit der Note * wurden an qualifizierte Unterauftragnehmer vergeben und sind unter der jeweiligen Prüfklausel des Berichts beschrieben. Abweichungen von Prüfspezifikation(en) oder Kundenanforderungen sind in der jeweiligen Prüfklausel im Bericht aufgeführt.</i></p>
<p>4</p>	<p>The decision rule for statements of conformity, based on numerical measurement results, in this test report is based on the "Zero Guard Band Rule" and "Simple Acceptance" in accordance with ILAC G8:2019 and IEC Guide 115:2021, unless otherwise specified in the applied standard mentioned on Page 1 of this report or requested by the customer. This means that measurement uncertainty is not taken in account and hence also not declared in the test report. For additional information to the resulting risk based of this decision rule please refer to ILAC G8:2019.</p> <p><i>Die Entscheidungsregel für Konformitätserklärungen basierend auf numerischen Messergebnissen in diesem Prüfbericht basiert auf der "Null-Grenzwert-Regel" und der "Einfachen Akzeptanz" gemäß ILAC G8:2019 und IEC Guide 115:2021, es sei denn, in der auf Seite 1 dieses Berichts genannten angewandten Norm ist etwas anderes festgelegt oder vom Kunden gewünscht. Dies bedeutet, dass die Messunsicherheit nicht berücksichtigt wird und daher auch nicht im Prüfbericht angegeben wird. Zu weiteren Informationen bezüglich des Risikos durch diese Entscheidungsregel siehe ILAC G8:2019.</i></p>

Prüfbericht-Nr.: **CN23B7WI 005**
Test report no.:Seite 3 von 17
Page 3 of 17

Test Summary

5.1.1 ANTENNA REQUIREMENT*RESULT: Pass***5.1.2 MAXIMUM PEAK CONDUCTED OUTPUT POWER***RESULT: Pass***5.1.3 CONDUCTED POWER SPECTRAL DENSITY***RESULT: Pass***5.1.4 99%dB BANDWIDTH***RESULT: Pass***5.1.5 6dB BANDWIDTH***RESULT: Pass***5.1.6 FREQUENCY STABILITY***RESULT: Pass***5.1.7 CONDUCTED SPURIOUS EMISSIONS MEASURED IN 100 KHz BANDWIDTH***RESULT: Pass***5.1.8 CONDUCTED EMISSIONS***RESULT: Pass***5.1.9 RADIATED SPURIOUS EMISSION***RESULT: Pass*

Prüfbericht-Nr.: CN23B7WI 005
Test report no.:

 Seite 4 von 17
 Page 4 of 17

Contents

1	GENERAL REMARKS	5
1.1	COMPLEMENTARY MATERIALS	5
2	TEST SITES.....	5
2.1	TEST FACILITIES.....	5
2.2	LIST OF TEST AND MEASUREMENT INSTRUMENTS	6
2.3	TRACEABILITY.....	7
2.4	CALIBRATION	7
2.5	MEASUREMENT UNCERTAINTY	7
2.6	LOCATION OF ORIGINAL DATA	7
2.7	STATUS OF FACILITY USED FOR TESTING	7
3	GENERAL PRODUCT INFORMATION.....	8
3.1	PRODUCT FUNCTION AND INTENDED USE.....	8
3.2	RATINGS AND SYSTEM DETAILS	8
3.3	INDEPENDENT OPERATION MODES	10
3.4	NOISE GENERATING AND NOISE SUPPRESSING PARTS	10
3.5	SUBMITTED DOCUMENTS.....	10
4	TEST SET-UP AND OPERATION MODES	11
4.1	PRINCIPLE OF CONFIGURATION SELECTION	11
4.2	TEST OPERATION AND TEST SOFTWARE	11
4.3	SPECIAL ACCESSORIES AND AUXILIARY EQUIPMENT	11
4.4	COUNTERMEASURES TO ACHIEVE EMC COMPLIANCE	11
4.5	TEST SETUP DIAGRAM	12
5	TEST RESULTS.....	14
5.1	TRANSMITTER REQUIREMENT & TEST SUITES.....	14
5.1.1	<i>Antenna Requirement.....</i>	<i>14</i>
5.1.2	<i>Maximum Peak Conducted Output Power.....</i>	<i>15</i>
5.1.3	<i>Conducted Power Spectral Density.....</i>	<i>15</i>
5.1.4	<i>99%dB Bandwidth</i>	<i>15</i>
5.1.5	<i>6dB Bandwidth</i>	<i>15</i>
5.1.6	<i>Frequency stability</i>	<i>15</i>
5.1.7	<i>Conducted Spurious Emissions Measured in 100 kHz Bandwidth</i>	<i>15</i>
5.1.8	<i>Conducted Emissions.....</i>	<i>15</i>
5.1.9	<i>Radiated Spurious Emission.....</i>	<i>16</i>
6	PHOTOGRAPHS OF THE TEST SET-UP.....	17
7	LIST OF TABLES	17

Prüfbericht-Nr.: **CN23B7WI 005**
Test report no.:Seite 5 von 17
Page 5 of 17

1 General Remarks

1.1 Complementary Materials

All attachments are integral parts of this test report. This applies especially to the following appendix:

Appendix A: Photographs of the Test Set-up

Appendix B: Test Results.

2 Test Sites

2.1 Test Facilities

TÜV Rheinland (Shenzhen) Co., Ltd.

No.362, Huanguan Middle Road, Songyuansha Community, Guanhu Subdistrict, Longhua District, Shenzhen, Guangdong, China/518110

FCC Registration No.: 694916

IC Registration No.: 25069 and the CAB identifier is CN0078.

Prüfbericht-Nr.: CN23B7WI 005
Test report no.:

 Seite 6 von 17
 Page 6 of 17

2.2 List of Test and Measurement Instruments

Table 1: List of Test and Measurement Equipment

Radio Spectrum Testing				
Equipment	Manufacturer	Model	Serial No.	Cal. until
EXA Signal Analyzer, Multi-touch	Keysight	N9010B	MY60241175	21.09.2024
MXG X-Series RF Vector Signal Generator	Keysight	N5182B	MY61250137	21.09.2024
EXG X-Series Microwave Analog Signal Generator	Keysight	N5173B	MY61250141	21.09.2024
DC Power Supply	Keysight	E3642A	MY61276100	21.09.2024
Wireless Connectivity Tester	R&S	CMW270	102505	21.09.2024
Power Control Unit	Tonscend	JS0806-4ADC	N/A	21.09.2024
Automation Control Unit	Tonscend	JS0806-2	21C8060396	21.09.2024
Test Software	Tonscend	JS1120-3	N/A	N/A
Control PC	Lenovo	TianYi510S-071MB	YLX23JMF	N/A
Unwanted Emission Testing				
Equipment	Manufacturer	Model	Serial No.	Cal. until
EMI Test Receiver	R&S	ESR 7	102021	25.07.2024
Signal Analyzer	R&S	FSV 40	101439	25.07.2024
System Controller Interface	R&S	SCI-100	S10010038	N/A
Filterbank	R&S	Wlan	100759	25.07.2024
OSP	R&S	OSP 120	102040	N/A
Pre-amplifier	R&S	SCU08F1	08320031	25.07.2024
Amplifier	R&S	SCU-18F	180070	25.07.2024
Amplifier	R&S	SCU40A	100475	25.07.2024
Trilog Broadband Antenna (30 MHz - 7 GHz)	Schwarzbeck	VULB 9162	193	06.08.2024
Double-Ridged Antenna (1 -18 GHz)	ETS-LINDGREN	3117	00218717	06.08.2024
Wideband Ridged Horn Antenna (18-40 GHz)	Steatite	QMS-00880	19067	27.08.2024
Active Loop Antenna	Schwarzbeck	FMZB 1513	302	06.08.2024
Test software	R&S	EMC32 (V10.60.10)	N/A	N/A
Control PC	Dell	OptiPlex 7050	36NV9P2	N/A
3m Semi-Anechoic Chamber	Albatross	SAC-3m	APC17151-SAC	22.06.2024

Prüfbericht-Nr.: **CN23B7WI 005**
Test report no.:Seite 7 von 17
Page 7 of 17

2.3 Traceability

All measurement equipment calibrations are traceable to NIM (National Institute of Metrology) or where calibration is performed in other countries, to equivalent nationally recognized standards organizations.

2.4 Calibration

Equipment requiring calibration is calibrated periodically by the manufacturer or according to manufacturer's specifications. Additionally all equipment is verified for proper performance on a regular basis using in house standards or comparisons.

2.5 Measurement Uncertainty

The estimated combined standard uncertainty for radiated emissions and conducted emissions measurements as below table.

Parameter	Uncertainty (k=2)
Conducted Emission, (9kHz to 150kHz)/(150kHz to 30MHz)	± 3.70 dB / ± 3.30 dB
Occupied Channel Bandwidth	± 2.08 %
RF output power, conducted	± 0.99 dB
RF power density, conducted	± 0.99 dB
Unwanted Emissions, conducted	± 0.89 dB
All emissions, radiated	± 4.17 dB

2.6 Location of Original Data

The original copies of all test data taken during actual testing were attached at Appendix A & B of this report and delivered to the applicant. A copy has been retained in the TÜV Rheinland (Shenzhen) file for certification follow-up purposes.

2.7 Status of Facility Used for Testing

The TÜV Rheinland (Shenzhen) Co., Ltd. Test facility located at No.362, Huanguan Middle Road, Songyuansha Community, Guanhu Subdistrict, Longhua District, Shenzhen, Guangdong, China/518110 is listed on the US Federal Communications Commission list of facilities approved to perform measurements.

Prüfbericht-Nr.: CN23B7WI 005
Test report no.:

 Seite 8 von 17
 Page 8 of 17

3 General Product Information

3.1 Product Function and Intended Use

The EUT is Bluetooth Speaker, which supports Bluetooth dual mode technology.
 For details refer to the User Manual and Circuit Diagram.

Description of change(s) for 1st amendment due to technical modification:

1. Add one alternative white outer enclosure,
2. Change the Antenna position (See photo document), The Antenna Gain is changed from 2.13dBi to 2.16dBi.

For the above-described changes, the conducted measurement condition is equivalent previous assessment conditions, detail conducted measurement test data refer to original report. RF Output Power was validated and Radiated Spurious Emissions was retested in this report.

History of amendments:

Ref. No CN23B7WI 002, dated 05 December, 2023 (Original test report)

Ref. No CN23B7WI 005, dated 10 July, 2024 (1st amendment due to technical modification, this report will not be valid without use with the original (or previous) report)

3.2 Ratings and System Details

Table 2: Technical Specification of EUT

General Information of EUT	Value
Kind of Equipment	Bluetooth Speaker
Type Designation	PARTYBOX CLUB 120G
Trademark	JBL
FCC ID	APIPBCLUB120G
IC	6132A-PBCLUB120G
HVIN	PARTYBOX CLUB 120G
Extreme Temperature Range	0°C to +45°C
Operating Voltage	100-240Vac, 50/60Hz, 80W USB output: 5Vdc, 2.1A Battery pack: 7.2V, 4722mAh, 34Wh
Technical Specification of Classical Bluetooth	
Bluetooth Core Version	Bluetooth 5.4
Operating Frequency band	2402 ~ 2480 MHz
Channel Number	79 channels
Channel separation	1MHz
Modulation	GFSK, $\pi/4$ DQPSK, 8DPSK
Antenna Type	FPC Antenna
Antenna Gain	2.16 dBi (Provided by the Client)
Technical Specification of Bluetooth Low Energy	
Bluetooth Core Version	Bluetooth 5.4
Operating Frequency band	2402 ~ 2480 MHz for 1Mbps 2404 ~ 2478 MHz for 2Mbps

Prüfbericht-Nr.: CN23B7WI 005
Test report no.:

 Seite 9 von 17
 Page 9 of 17

Channel Number	40 channels for 1Mbps 38 channels for 2Mbps
Channel separation	2MHz
Data rate	1Mbps, 2Mbps
Modulation	GFSK
Antenna Type	FPC Antenna
Antenna Gain	2.16 dBi (Provided by the Client)

Table 3: RF Channel and Frequency of Classic Bluetooth

RF Channel	Frequency (MHz)	RF Channel	Frequency (MHz)	RF Channel	Frequency (MHz)	RF Channel	Frequency (MHz)
00	2402.00	20	2422.00	40	2442.00	60	2462.00
01	2403.00	21	2423.00	41	2443.00	61	2463.00
02	2404.00	22	2424.00	42	2444.00	62	2464.00
03	2405.00	23	2425.00	43	2445.00	63	2465.00
04	2406.00	24	2426.00	44	2446.00	64	2466.00
05	2407.00	25	2427.00	45	2447.00	65	2467.00
06	2408.00	26	2428.00	46	2448.00	66	2468.00
07	2409.00	27	2429.00	47	2449.00	67	2469.00
08	2410.00	28	2430.00	48	2450.00	68	2470.00
09	2411.00	29	2431.00	49	2451.00	69	2471.00
10	2412.00	30	2432.00	50	2452.00	70	2472.00
11	2413.00	31	2433.00	51	2453.00	71	2473.00
12	2414.00	32	2434.00	52	2454.00	72	2474.00
13	2415.00	33	2435.00	53	2455.00	73	2475.00
14	2416.00	34	2436.00	54	2456.00	74	2476.00
15	2417.00	35	2437.00	55	2457.00	75	2477.00
16	2418.00	36	2438.00	56	2458.00	76	2478.00
17	2419.00	37	2439.00	57	2459.00	77	2479.00
18	2420.00	38	2440.00	58	2460.00	78	2480.00
19	2421.00	39	2441.00	59	2461.00	--	--

Table 4: RF Channel and Frequency of Bluetooth Low Energy

RF Channel	Frequency (MHz)	RF Channel	Frequency (MHz)	RF Channel	Frequency (MHz)	RF Channel	Frequency (MHz)
00	2402.00	10	2422.00	20	2442.00	30	2462.00
01	2404.00	11	2424.00	21	2444.00	31	2464.00
02	2406.00	12	2426.00	22	2446.00	32	2466.00
03	2408.00	13	2428.00	23	2448.00	33	2468.00
04	2410.00	14	2430.00	24	2450.00	34	2470.00
05	2412.00	15	2432.00	25	2452.00	35	2472.00
06	2414.00	16	2434.00	26	2454.00	36	2474.00
07	2416.00	17	2436.00	27	2456.00	37	2476.00
08	2418.00	18	2438.00	28	2458.00	38	2478.00
09	2420.00	19	2440.00	29	2460.00	39	2480.00

Prüfbericht-Nr.: **CN23B7WI 005**
Test report no.:Seite 10 von 17
Page 10 of 17

3.3 Independent Operation Modes

The basic operation modes are:

- A. On, Bluetooth LE transmitting mode
 - 1. Low channel
 - 2. Middle channel
 - 3. High channel
- B. On, Bluetooth connecting mode
- C. Off

3.4 Noise Generating and Noise Suppressing Parts

Refer to Circuit Diagram for further details.

3.5 Submitted Documents

- Application Form
- Block Diagram
- FCC/IC Label and Location Info
- Operation Description
- Photo Document
- Schematics
- User Manual

4 Test Set-up and Operation Modes

4.1 Principle of Configuration Selection

Radio Spectrum: The equipment under test (EUT) was configured at its highest power output in order to measure its highest possible radiation and conducted level. The test modes were adapted accordingly in reference to the instructions for use.

Emission: The equipment under test (EUT) was configured to measure its highest possible radiation level. The test modes were adapted accordingly in reference to the instructions for use.

4.2 Test Operation and Test Software

Test operation refers to test setup in chapter 5. All testing were performed according to the procedures in ANSI C63.10: 2013.

According to clause 3.1, all test items were applied on model PARTYBOX CLUB 120G.

4.3 Special Accessories and Auxiliary Equipment

Table 5: List of Accessories and Auxiliary Equipment

Description	Manufacturer	Model	S/N
Laptop	Lenovo	T480	PF-16A6N8

4.4 Countermeasures to Achieve EMC Compliance

The test sample which has been tested contained the noise suppression parts as described in the Technical Construction File (TCF).

No additional measures were employed to achieve compliance.

4.5 Test Setup Diagram

Diagram of Measurement Configuration for Radiation Test (Below 30MHz)

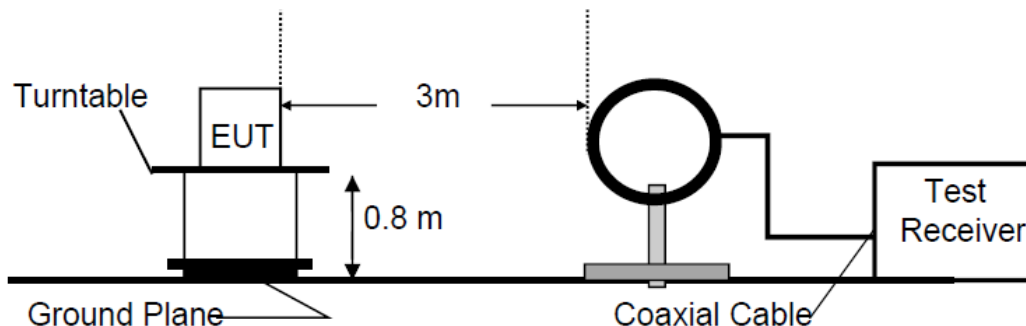


Diagram of Measurement Configuration for Radiation Test (Below 1GHz)

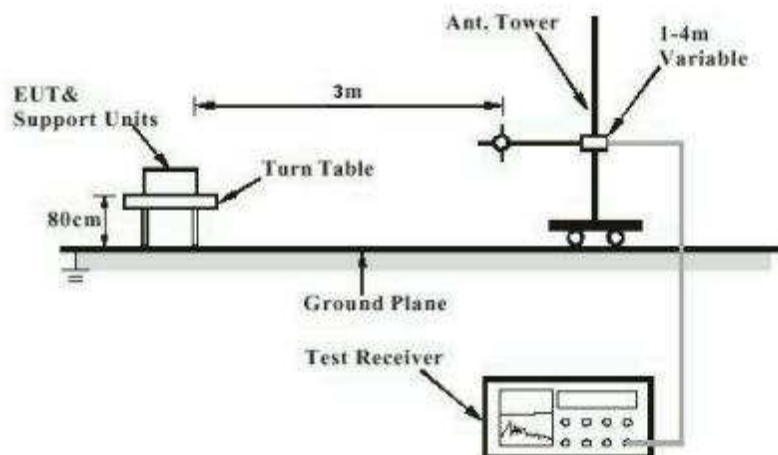


Diagram of Measurement Configuration for Radiation Test (Above 1GHz)

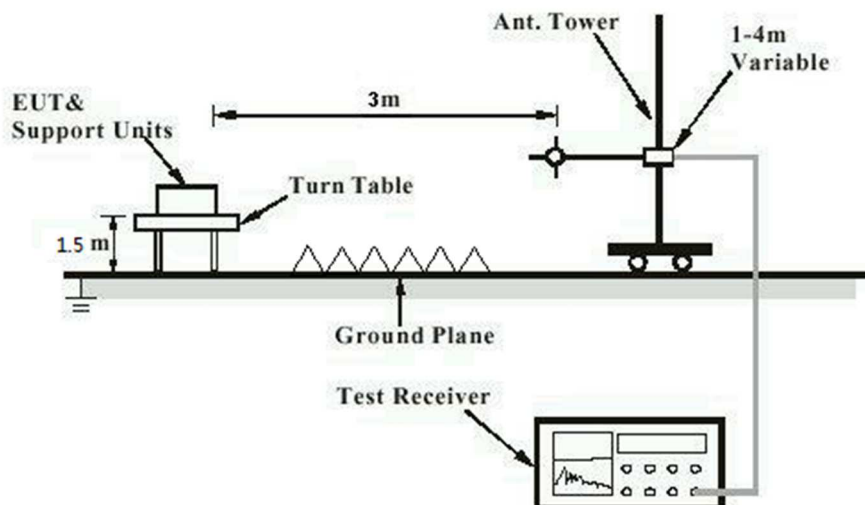


Diagram of Measurement Configuration for Conducted Transmitter Measurement

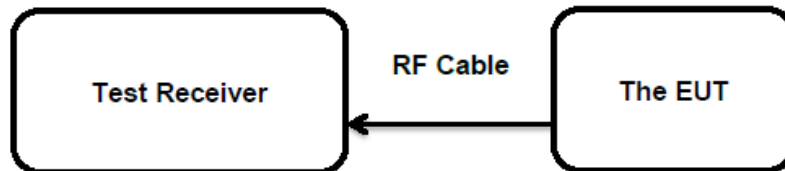
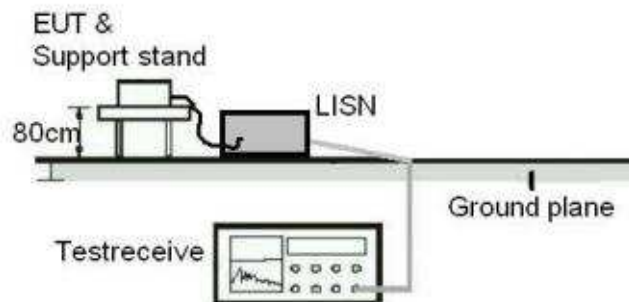


Diagram of Measurement Equipment Configuration for Mains Conduction Measurement



Prüfbericht-Nr.: **CN23B7WI 005**
Test report no.:Seite 14 von 17
Page 14 of 17

5 Test Results

5.1 Transmitter Requirement & Test Suites

5.1.1 Antenna Requirement

RESULT:**Pass****Test Specification**

- | | | |
|---------------|---|---|
| Test standard | : | FCC Part 15.247(b)(4) and Part 15.203 |
| | : | RSS-Gen Clause 6.7 |
| Limit | : | the use of antennas with directional gains that do not exceed 6 dBi |

According to the manufacturer declared, the EUT has one FPC Antenna, the directional gain of antenna is 2.16 dBi, and the antenna connector is designed with permanent attachment and no consideration of replacement. Therefore the EUT is considered sufficient to comply with the provision.

Refer to EUT Photo for further details.

Prüfbericht-Nr.: **CN23B7WI 005**
Test report no.:Seite 15 von 17
Page 15 of 17**5.1.2 Maximum Peak Conducted Output Power****RESULT:** **Pass**

See original report CN23B7WI 002 for details.

5.1.3 Conducted Power Spectral Density**RESULT:** **Pass**

See original report CN23B7WI 002 for details.

5.1.4 99%dB Bandwidth**RESULT:** **Pass**

See original report CN23B7WI 002 for details.

5.1.5 6dB Bandwidth**RESULT:** **Pass**

See original report CN23B7WI 002 for details.

5.1.6 Frequency stability**RESULT:** **Pass**

See original report CN23B7WI 002 for details.

5.1.7 Conducted Spurious Emissions Measured in 100 kHz Bandwidth**RESULT:** **Pass**

See original report CN23B7WI 002 for details.

5.1.8 Conducted Emissions**RESULT:** **Pass**

See original report CN23B7WI 002 for details.

Prüfbericht-Nr.: **CN23B7WI 005**
Test report no.:Seite 16 von 17
Page 16 of 17

5.1.9 Radiated Spurious Emission

RESULT:**Pass****Test Specification**

Test standard	:	FCC Part 15.247(d) & FCC Part 15.205 RSS-247 Clause 3.3 & 5.5
Basic standard	:	ANSI C63.10: 2013
Limits	:	Refer to 15.209(a) of FCC part 15.247(d) RSS-Gen Table 4 & Table 5
Kind of test site	:	3m Semi-anechoic Chamber

Test Setup

Date of testing	:	2024-06-07 to 2024-06-18
Input voltage	:	AC120V, 60Hz
Operation mode	:	A
Test channel	:	Low / Middle / High
Ambient temperature	:	Refer to test result
Relative humidity	:	Refer to test result
Atmospheric pressure	:	kPa

Remark:

Testing was carried out within frequency range 9kHz to the tenth harmonics. Only the worst case spurious emissions configuration of the each mode were reported.

For the measurement records, refer to the appendix B.

6 Photographs of the Test Set-Up

For photographs of the test set-up, refer to the appendix A.

7 List of Tables

Table 1: List of Test and Measurement Equipment.....	6
Table 2: Technical Specification of EUT	8
Table 3: RF Channel and Frequency of Classic Bluetooth.....	9
Table 4: RF Channel and Frequency of Bluetooth Low Energy.....	9
Table 5: List of Accessories and Auxiliary Equipment.....	11

Appendix B: Test Results

APPENDIX B: TEST RESULTS	1
APPENDIX B.6: TEST RESULTS OF RADIATED SPURIOUS EMISSIONS	2
30 MHz - 1GHz.....	2
1GHz - 18GHz	4
APPENDIX B.7: TEST RESULTS OF RADIATED EMISSIONS IN RESTRICTED BANDS	10

Appendix B.1: Test Results of Radiated Spurious Emissions

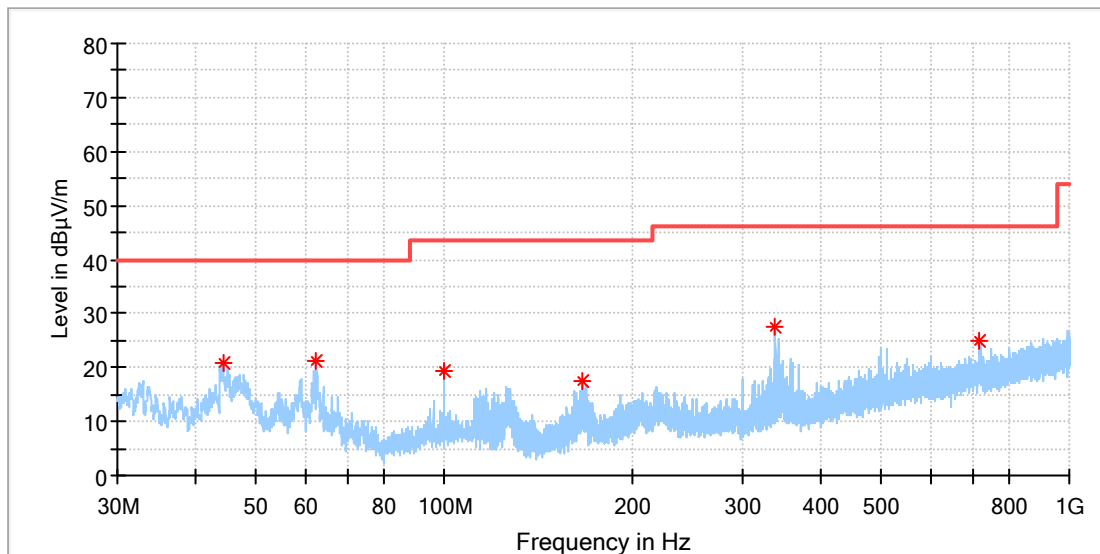
Note:

- 1) This testing was carried out on different modulations, but only the worst case was presented in this report.
- 2) Testing was carried out within frequency range 9kHz to the tenth harmonics. The measurement results below 30MHz and 18GHz - 26.5GHz were greater than 20dB below the limit, so only the radiated spurious emissions from 30MHz to 18GHz were reported.

30 MHz - 1GHz

EUT Information

EUT Name:	Bluetooth Speaker
Model:	PARTYBOX CLUB 120G
Test Mode:	BLE 1M_Mid channel
Order No/Sample No:	A003742129-001
Test Voltage::	Battery
Remark:	Temp 22 Humi:52%
Test Standard:	FCC 15.247
Tested By:	Kei Zhang
Reviewed By:	Terry Yin

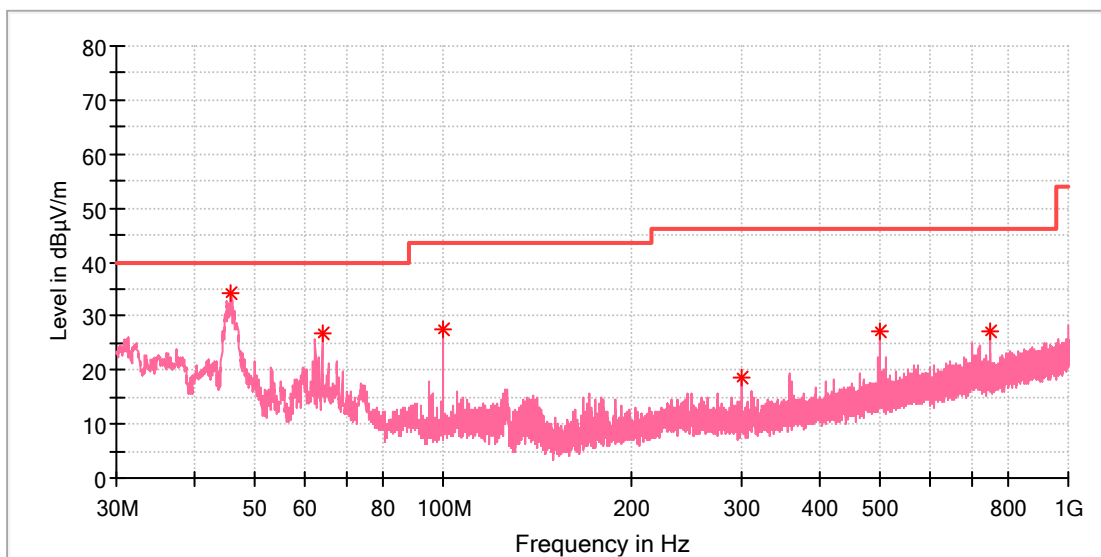


Critical Freqs

Frequency (MHz)	MaxPeak (dBµV/m)	Limit (dBµV/m)	Margin (dB)	Height (cm)	Pol	Azimuth (deg)	Corr. (dB/m)
44.251539	20.72	40.00	19.28	100.0	H	255.0	-19.3
62.495000	21.03	40.00	18.97	100.0	H	0.0	-19.9
99.989231	19.23	43.50	24.27	100.0	H	204.0	-19.3
165.874615	17.58	43.50	25.92	100.0	H	140.0	-21.8
339.019615	27.45	46.00	18.55	100.0	H	16.0	-15.4
717.021154	24.90	46.00	21.10	100.0	H	25.0	-8.1

EUT Information

EUT Name:	Bluetooth Speaker
Model:	PARTYBOX CLUB 120G
Test Mode:	BLE 1M_Mid channel
Order No/Sample No:	A003742129-001
Test Voltage::	Battery
Remark:	Temp 22 Humi:52%
Test Standard:	FCC 15.247
Tested By:	Kei Zhang
Reviewed By:	Terry Yin



Critical Freqs

Frequency (MHz)	MaxPeak (dBµV/m)	Limit (dBµV/m)	Margin (dB)	Height (cm)	Pol	Azimuth (deg)	Corr. (dB/m)
45.855769	34.13	40.00	5.87	100.0	V	320.0	-19.0
63.987308	26.97	40.00	13.03	100.0	V	179.0	-20.2
99.989231	27.47	43.50	16.03	100.0	V	38.0	-19.3
299.995769	18.59	46.00	27.41	100.0	V	154.0	-16.6
500.002308	27.03	46.00	18.97	100.0	V	31.0	-12.2
750.038462	27.08	46.00	18.92	100.0	V	308.0	-7.6

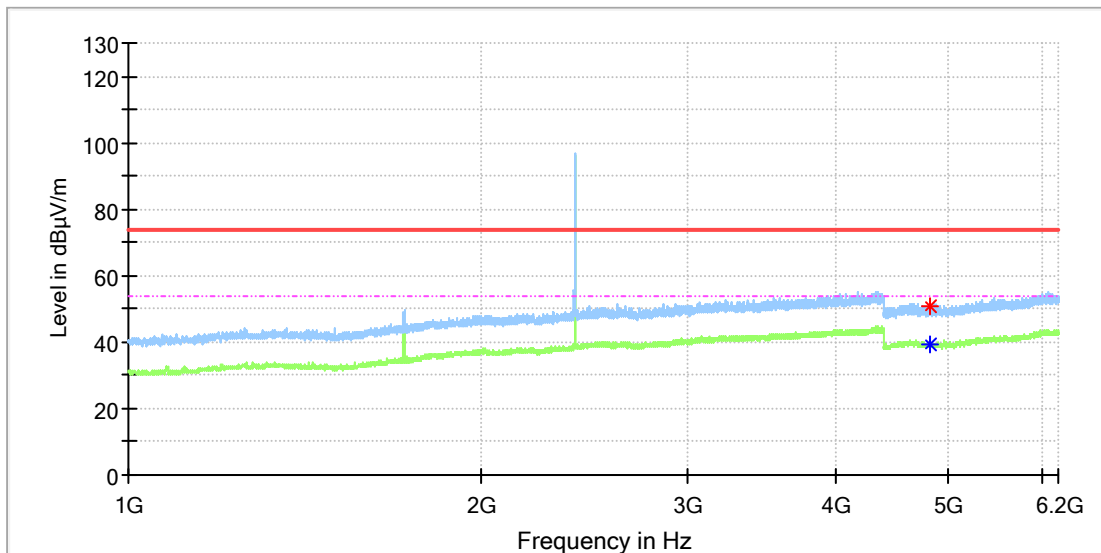
1GHz - 18GHz

Note: The highest waveform in the figure is Bluetooth Fundamental.

Test Report

EUT Information

EUT Name:	Bluetooth Speaker
Model:	PARTYBOX CLUB 120G
Test Mode:	BLE 1M_Low channel
Order No/Sample No:	A003742129-001
Test Voltage::	Battery
Remark:	Temp 22 Humi:52%
Test Standard:	FCC 15.247
Tested By:	Kei Zhang
Reviewed By:	Terry Yin

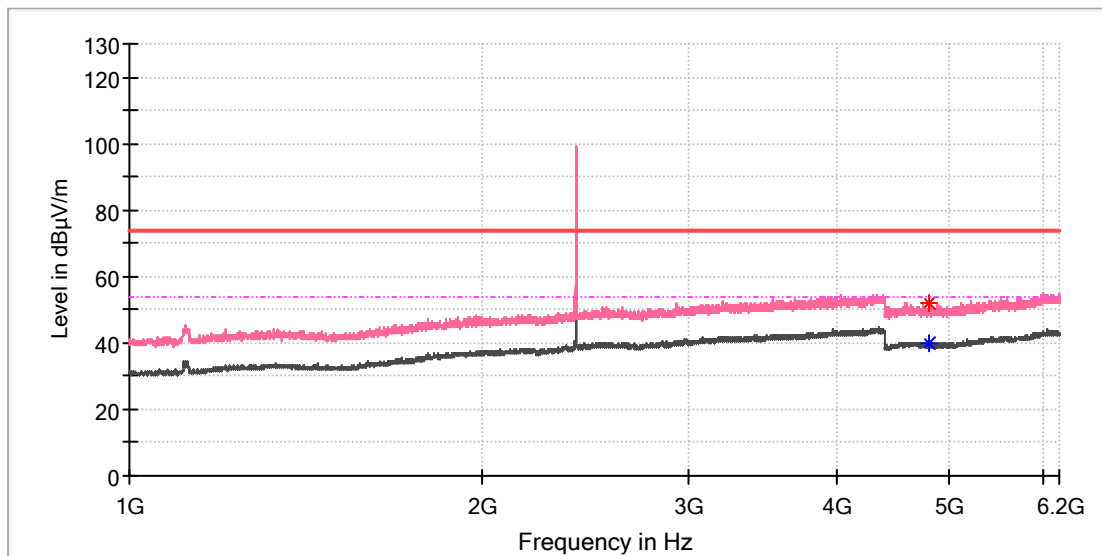


Critical Freqs

Frequency (MHz)	MaxPeak (dBµV/m)	Average (dBµV/m)	Limit (dBµV/m)	Margin (dB)	Height (cm)	Pol	Azimuth (deg)	Corr. (dB/m)
4818.500000	50.80	---	74.00	23.20	150.0	H	4.0	11.8
4820.500000	---	39.57	54.00	14.43	150.0	H	0.0	11.8

EUT Information

EUT Name:	Bluetooth Speaker
Model:	PARTYBOX CLUB 120G
Test Mode:	BLE 1M_Low channel
Order No/Sample No:	A003742129-001
Test Voltage::	Battery
Remark:	Temp 22 Humi:52%
Test Standard:	FCC 15.247
Tested By:	Kei Zhang
Reviewed By:	Terry Yin

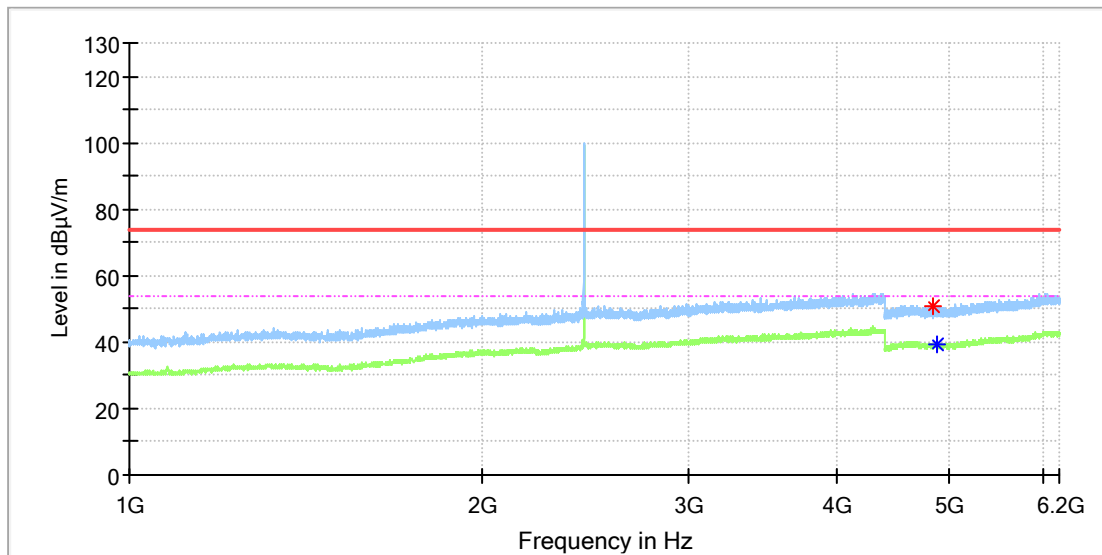


Critical_Freqs

Frequency (MHz)	MaxPeak (dBµV/m)	Average (dBµV/m)	Limit (dBµV/m)	Margin (dB)	Height (cm)	Pol	Azimuth (deg)	Corr. (dB/m)
4807.500000	---	39.72	54.00	14.28	150.0	V	154.0	11.8
4809.500000	52.11	---	74.00	21.89	150.0	V	216.0	11.8

EUT Information

EUT Name:	Bluetooth Speaker
Model:	PARTYBOX CLUB 120G
Test Mode:	BLE 1M_Mid channel
Order No/Sample No:	A003742129-001
Test Voltage::	Battery
Remark:	Temp 22 Humi:52%
Test Standard:	FCC 15.247
Tested By:	Kei Zhang
Reviewed By:	Terry Yin

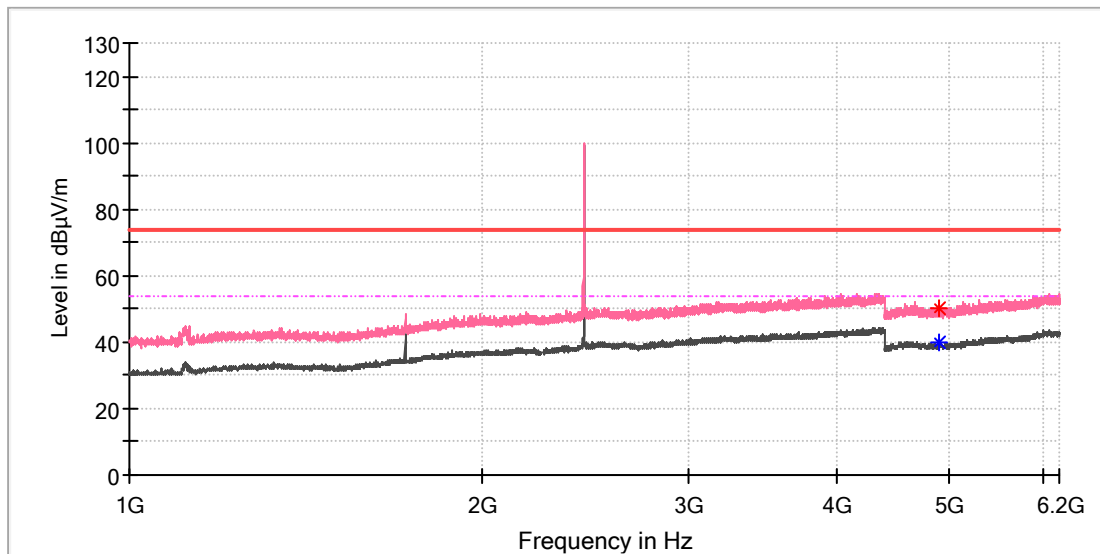


Critical Freqs

Frequency (MHz)	MaxPeak (dBµV/m)	Average (dBµV/m)	Limit (dBµV/m)	Margin (dB)	Height (cm)	Pol	Azimuth (deg)	Corr. (dB/m)
4843.000000	50.95	---	74.00	23.05	150.0	H	307.0	11.8
4870.000000	---	39.27	54.00	14.73	150.0	H	301.0	11.8

EUT Information

EUT Name:	Bluetooth Speaker
Model:	PARTYBOX CLUB 120G
Test Mode:	BLE 1M_Mid channel
Order No/Sample No:	A003742129-001
Test Voltage::	Battery
Remark:	Temp 22 Humi:52%
Test Standard:	FCC 15.247
Tested By:	Kei Zhang
Reviewed By:	Terry Yin

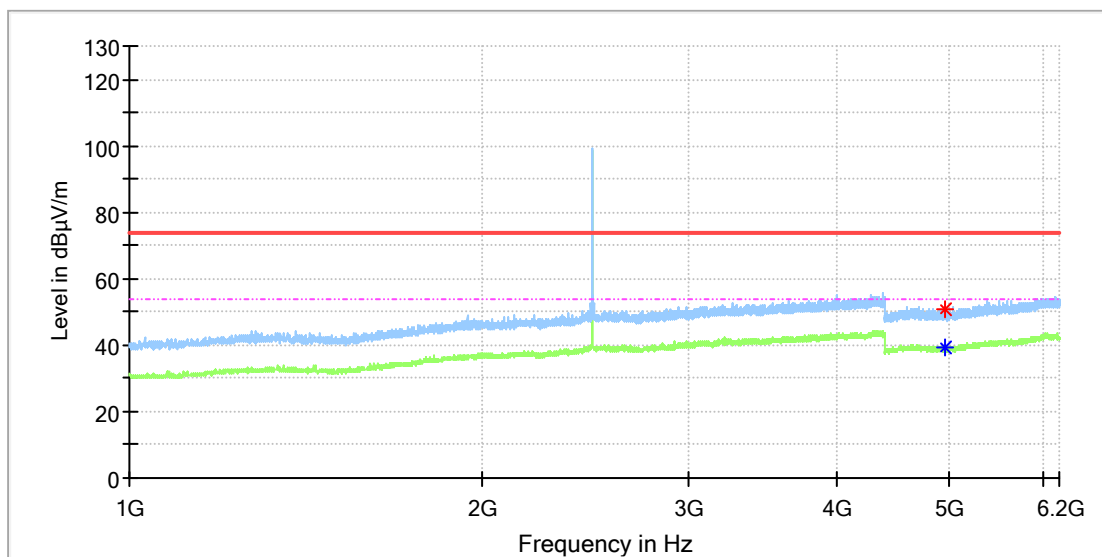


Critical_Freqs

Frequency (MHz)	MaxPeak (dBµV/m)	Average (dBµV/m)	Limit (dBµV/m)	Margin (dB)	Height (cm)	Pol	Azimuth (deg)	Corr. (dB/m)
4889.500000	---	39.61	54.00	14.39	150.0	V	266.0	11.8
4901.500000	50.47	---	74.00	23.53	150.0	V	128.0	11.8

EUT Information

EUT Name:	Bluetooth Speaker
Model:	PARTYBOX CLUB 120G
Test Mode:	BLE 1M_High channel
Order No/Sample No:	A003742129-001
Test Voltage::	Battery
Remark:	Temp 22 Humi:52%
Test Standard:	FCC 15.247
Tested By:	Kei Zhang
Reviewed By:	Terry Yin

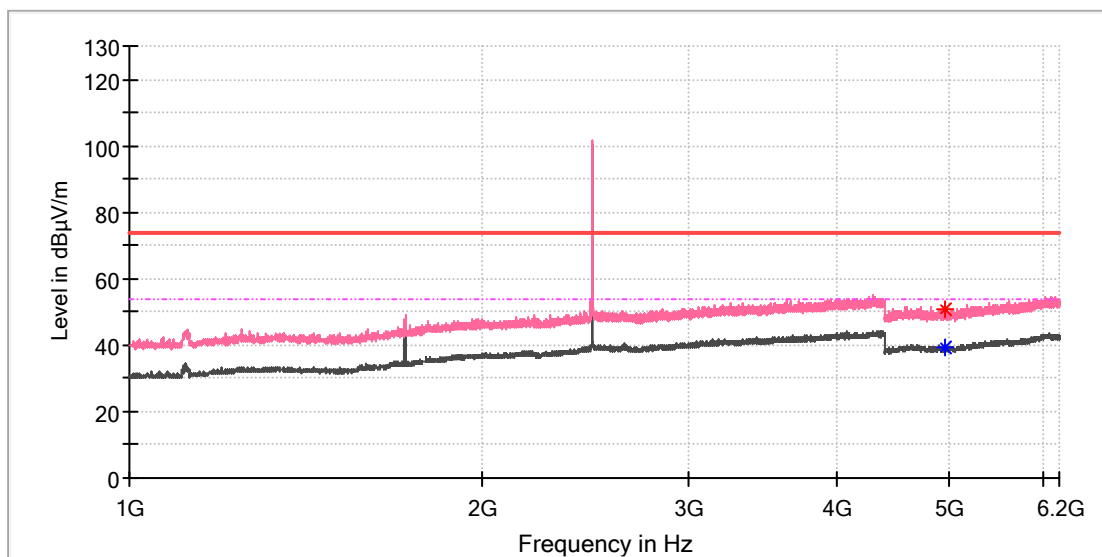


Critical_Freqs

Frequency (MHz)	MaxPeak (dBµV/m)	Average (dBµV/m)	Limit (dBµV/m)	Margin (dB)	Height (cm)	Pol	Azimuth (deg)	Corr. (dB/m)
4957.000000	51.00	---	74.00	23.00	150.0	H	103.0	11.8
4958.500000	---	39.51	54.00	14.49	150.0	H	299.0	11.8

EUT Information

EUT Name:	Bluetooth Speaker
Model:	PARTYBOX CLUB 120G
Test Mode:	BLE 1M_High channel
Order No/Sample No:	A003742129-001
Test Voltage::	Battery
Remark:	Temp 22 Humi:52%
Test Standard:	FCC 15.247
Tested By:	Kei Zhang
Reviewed By:	Terry Yin



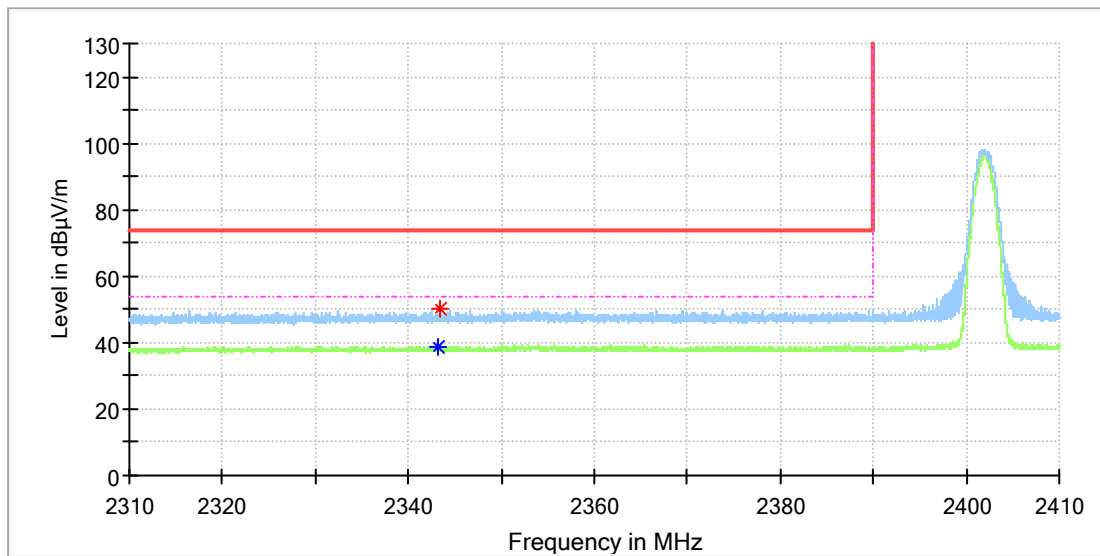
Critical_Freqs

Frequency (MHz)	MaxPeak (dBµV/m)	Average (dBµV/m)	Limit (dBµV/m)	Margin (dB)	Height (cm)	Pol	Azimuth (deg)	Corr. (dB/m)
4950.500000	---	39.36	54.00	14.64	150.0	V	296.0	11.8
4960.000000	50.69	---	74.00	23.31	150.0	V	114.0	11.8

Appendix B.2: Test Results of Radiated Emissions in Restricted Bands

EUT Information

EUT Name:	Bluetooth Speaker
Model:	PARTYBOX CLUB 120G
Test Mode:	BLE 1M_Low channel
Order No/Sample No:	A003742129-001
Test Voltage::	Battery
Remark:	Temp 22 Humi:52%
Test Standard:	FCC 15.247
Tested By:	Kei Zhang
Reviewed By:	Terry Yin

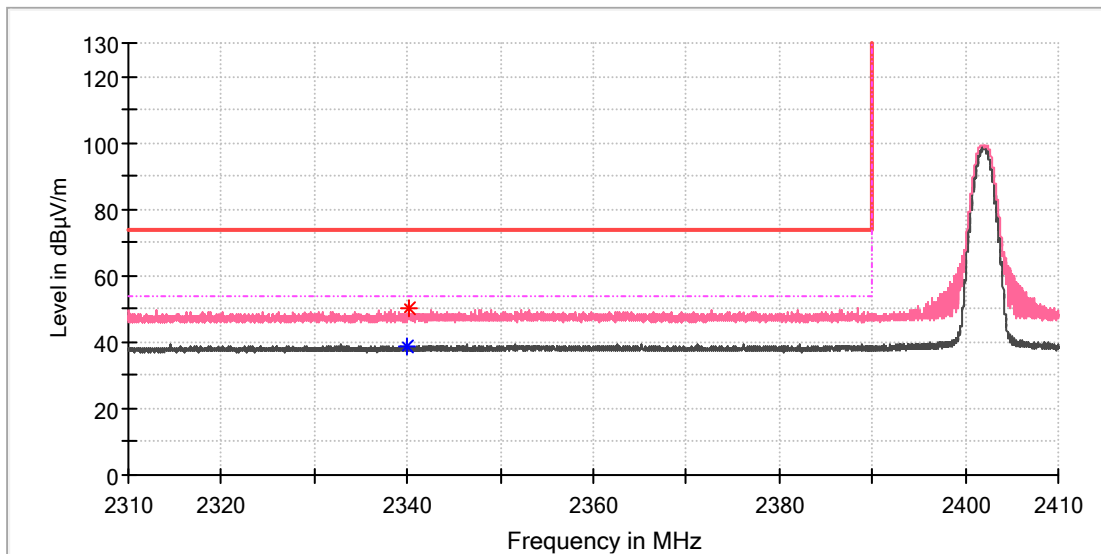


Critical_Freqs

Frequency (MHz)	MaxPeak (dBµV/m)	Average (dBµV/m)	Limit (dBµV/m)	Margin (dB)	Height (cm)	Pol	Azimuth (deg)	Corr. (dB/m)
2343.132353	---	38.69	54.00	15.31	150.0	H	221.0	6.8
2343.338235	50.05	---	74.00	23.95	150.0	H	228.0	6.8

EUT Information

EUT Name:	Bluetooth Speaker
Model:	PARTYBOX CLUB 120G
Test Mode:	BLE 1M_Low channel
Order No/Sample No:	A003742129-001
Test Voltage::	Battery
Remark:	Temp 22 Humi:52%
Test Standard:	FCC 15.247
Tested By:	Kei Zhang
Reviewed By:	Terry Yin

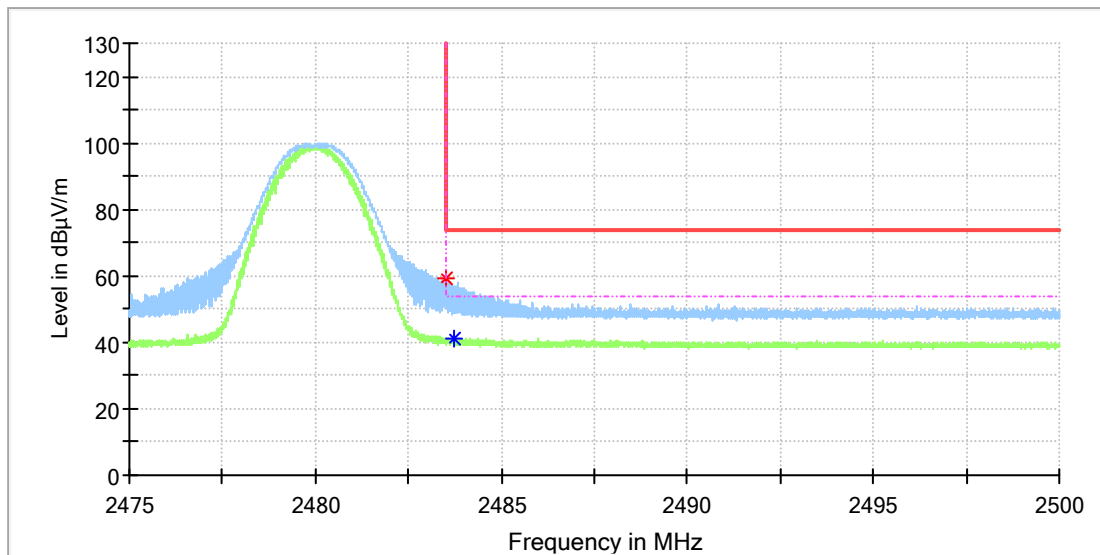


Critical_Freqs

Frequency (MHz)	MaxPeak (dBµV/m)	Average (dBµV/m)	Limit (dBµV/m)	Margin (dB)	Height (cm)	Pol	Azimuth (deg)	Corr. (dB/m)
2339.897059	---	38.59	54.00	15.41	150.0	V	0.0	6.8
2340.235294	50.30	---	74.00	23.70	150.0	V	195.0	6.8

EUT Information

EUT Name:	Bluetooth Speaker
Model:	PARTYBOX CLUB 120G
Test Mode:	BLE 1M_High channel
Order No/Sample No:	A003742129-001
Test Voltage::	Battery
Remark:	Temp 22 Humi:52%
Test Standard:	FCC 15.247
Tested By:	Kei Zhang
Reviewed By:	Terry Yin

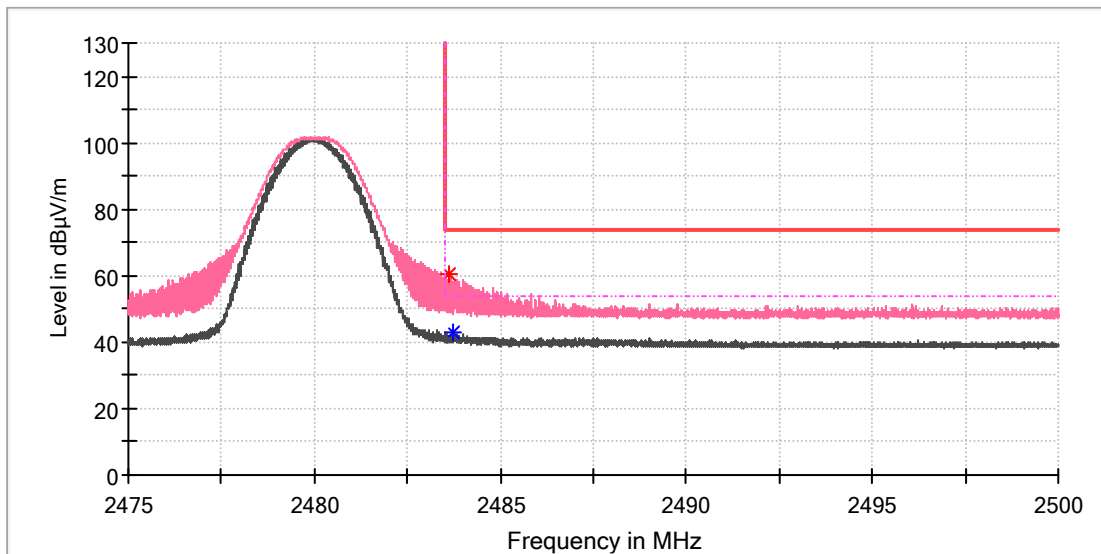


Critical_Freqs

Frequency (MHz)	MaxPeak (dBµV/m)	Average (dBµV/m)	Limit (dBµV/m)	Margin (dB)	Height (cm)	Pol	Azimuth (deg)	Corr. (dB/m)
2483.529412	59.04	---	74.00	14.96	150.0	H	73.0	7.4
2483.705882	---	41.27	54.00	12.73	150.0	H	190.0	7.4

EUT Information

EUT Name:	Bluetooth Speaker
Model:	PARTYBOX CLUB 120G
Test Mode:	BLE 1M_High channel
Order No/Sample No:	A003742129-001
Test Voltage::	Battery
Remark:	Temp 22 Humi:52%
Test Standard:	FCC 15.247
Tested By:	Kei Zhang
Reviewed By:	Terry Yin

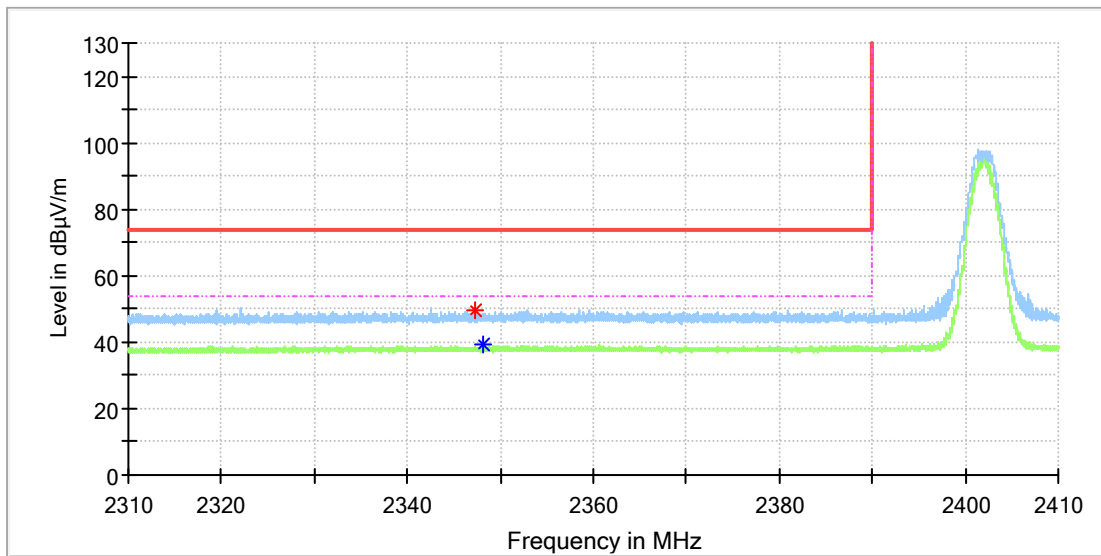


Critical_Freqs

Frequency (MHz)	MaxPeak (dBµV/m)	Average (dBµV/m)	Limit (dBµV/m)	Margin (dB)	Height (cm)	Pol	Azimuth (deg)	Corr. (dB/m)
2483.606618	60.24	---	74.00	13.76	150.0	V	77.0	7.4
2483.727941	---	42.69	54.00	11.31	150.0	V	70.0	7.4

EUT Information

EUT Name:	Bluetooth Speaker
Model:	PARTYBOX CLUB 120G
Test Mode:	BLE 2M_Low channel
Order No/Sample No:	A003742129-001
Test Voltage::	Battery
Remark:	Temp 22 Humi:52%
Test Standard:	FCC 15.247
Tested By:	Kei Zhang
Reviewed By:	Terry Yin

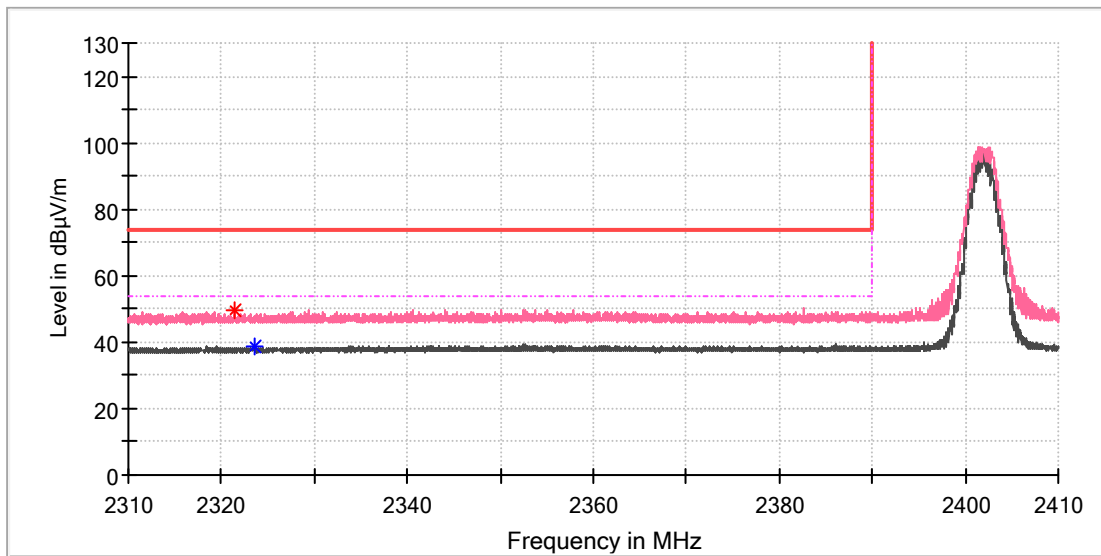


Critical_Freqs

Frequency (MHz)	MaxPeak (dBµV/m)	Average (dBµV/m)	Limit (dBµV/m)	Margin (dB)	Height (cm)	Pol	Azimuth (deg)	Corr. (dB/m)
2347.352941	49.49	---	74.00	24.51	150.0	H	322.0	6.9
2348.044118	---	39.12	54.00	14.88	150.0	H	0.0	6.9

EUT Information

EUT Name:	Bluetooth Speaker
Model:	PARTYBOX CLUB 120G
Test Mode:	BLE 2M_Low channel
Order No/Sample No:	A003742129-001
Test Voltage::	Battery
Remark:	Temp 22 Humi:52%
Test Standard:	FCC 15.247
Tested By:	Kei Zhang
Reviewed By:	Terry Yin

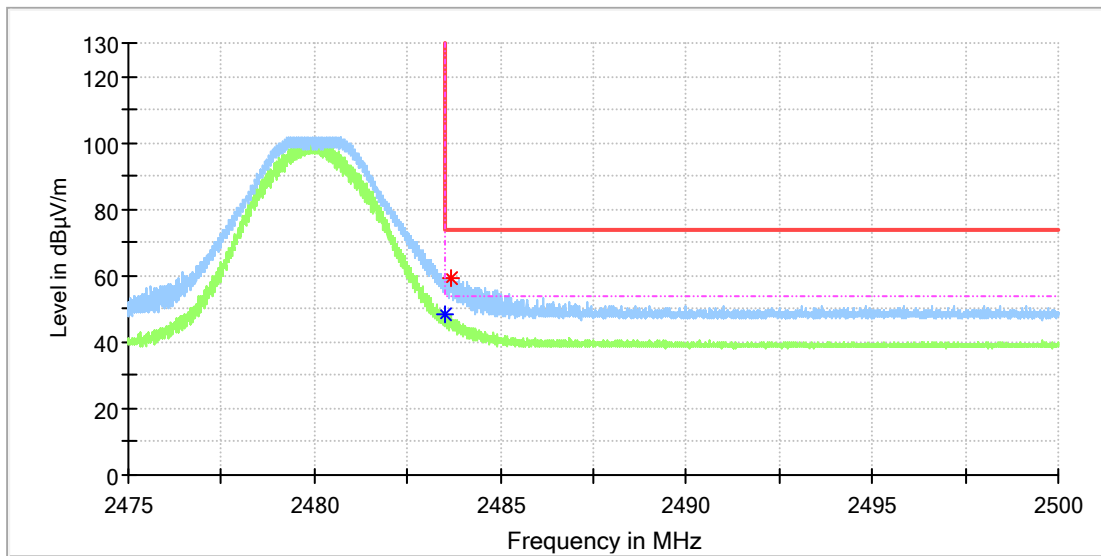


Critical_Freqs

Frequency (MHz)	MaxPeak (dBµV/m)	Average (dBµV/m)	Limit (dBµV/m)	Margin (dB)	Height (cm)	Pol	Azimuth (deg)	Corr. (dB/m)
2321.426471	49.75	---	74.00	24.25	150.0	V	39.0	6.6
2323.470588	---	38.57	54.00	15.43	150.0	V	4.0	6.6

EUT Information

EUT Name:	Bluetooth Speaker
Model:	PARTYBOX CLUB 120G
Test Mode:	BLE 2M_High channel
Order No/Sample No:	A003742129-001
Test Voltage::	Battery
Remark:	Temp 22 Humi:52%
Test Standard:	FCC 15.247
Tested By:	Kei Zhang
Reviewed By:	Terry Yin

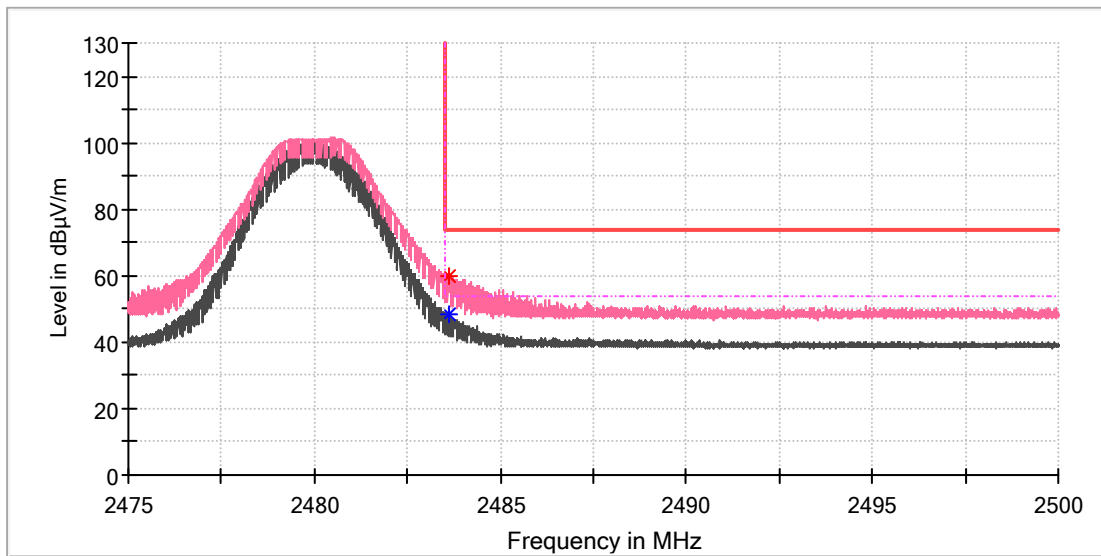


Critical_Freqs

Frequency (MHz)	MaxPeak (dBµV/m)	Average (dBµV/m)	Limit (dBµV/m)	Margin (dB)	Height (cm)	Pol	Azimuth (deg)	Corr. (dB/m)
2483.500000	---	48.66	54.00	5.34	150.0	H	293.0	7.4
2483.672794	59.54	---	74.00	14.46	150.0	H	109.0	7.4

EUT Information

EUT Name:	Bluetooth Speaker
Model:	PARTYBOX CLUB 120G
Test Mode:	BLE 2M_High channel
Order No/Sample No:	A003742129-001
Test Voltage::	Battery
Remark:	Temp 22 Humi:52%
Test Standard:	FCC 15.247
Tested By:	Kei Zhang
Reviewed By:	Terry Yin



Critical_Freqs

Frequency (MHz)	MaxPeak (dBµV/m)	Average (dBµV/m)	Limit (dBµV/m)	Margin (dB)	Height (cm)	Pol	Azimuth (deg)	Corr. (dB/m)
2483.595588	59.56	---	74.00	14.44	150.0	V	0.0	7.4
2483.628677	---	48.35	54.00	5.65	150.0	V	62.0	7.4