



Prüfbericht-Nr.: <i>Test report no.:</i>	CN23B7WI 001	Auftrags-Nr.: <i>Order no.:</i>	168450029	Page 1 of 25 <i>Seite 1 von 25</i>
Kunden-Referenz-Nr.: <i>Client reference no.:</i>	N/A	Auftragsdatum: <i>Order date:</i>	2023-10-30	
Auftraggeber: <i>Client:</i>	Harman International Industries, Inc 8500 Balboa Blvd, Northridge, California, 91329, United States			
Prüfgegenstand: <i>Test item:</i>	Bluetooth Speaker			
Bezeichnung / Typ-Nr.: <i>Identification / Type no.:</i>	PARTYBOX CLUB 120G (Trademark: JBL)			
Auftrags-Inhalt: <i>Order content:</i>	Type test			
Prüfgrundlage: <i>Test specification:</i>	CFR47 FCC Part 15: Subpart C Section 15.247 RSS-247 Issue 3 August 2023 CFR47 FCC Part 15: Subpart C Section 15.207 RSS-Gen Issue 5 March 2019 CFR47 FCC Part 15: Subpart C Section 15.209			
Wareneingangsdatum: <i>Date of sample receipt:</i>	2023-11-06	Refer to photos document		
Prüfmuster-Nr.: <i>Test sample no.:</i>	A003595895			
Prüfzeitraum: <i>Testing period:</i>	2023-11-06 – 2023-11-27			
Ort der Prüfung: <i>Place of testing:</i>	TÜV Rheinland (Shenzhen) Co., Ltd.			
Prüflaboratorium: <i>Testing laboratory:</i>	TÜV Rheinland (Shenzhen) Co., Ltd.			
Prüfergebnis*: <i>Test result*:</i>	Pass			
geprüft von: <i>tested by:</i>	X 	genehmigt von: <i>authorized by:</i>	X 	
Datum: <i>Date:</i> 2023-12-05	Signed by: Harry W. C. Wu	Ausstellungsdatum: <i>Issue date:</i> 2023-12-05	Signed by: Alex Lan	
Stellung / Position:	Project Manager	Stellung / Position:	Reviewer	
Sonstiges / <i>Other:</i>	FCC ID: APIPBCLUB120G IC: 6132A-PBCLUB120G HVIN: PARTYBOX CLUB 120G			
Zustand des Prüfgegenstandes bei Anlieferung: <i>Condition of the test item at delivery:</i>	Prüfmuster vollständig und unbeschädigt <i>Test item complete and undamaged</i>			
* Legende:	P(ass) = entspricht o.g. Prüfgrundlage(n)	F(ail) = entspricht nicht o.g. Prüfgrundlage(n)	N/A = nicht anwendbar	N/T = nicht getestet
* Legend:	P(ass) = passed a.m. test specification(s)	F(ail) = failed a.m. test specification(s)	N/A = not applicable	N/T = not tested
Dieser Prüfbericht bezieht sich nur auf das o.g. Prüfmuster und darf ohne Genehmigung der Prüfstelle nicht auszugsweise vervielfältigt werden. Dieser Bericht berechtigt nicht zur Verwendung eines Prüfzeichens. <i>This test report only relates to the above mentioned test sample. Without permission of the test center this test report is not permitted to be duplicated in extracts. This test report does not entitle to carry any test mark.</i>				

v05

Prüfbericht-Nr.: CN23B7WI 001
Test report no.:

Page 2 of 25
Seite 2 von 25

Remarks
Anmerkungen

1	<p>The equipment used during the specified testing period was calibrated according to our test laboratory calibration program. The equipment fulfils the requirements included in the relevant standards. The traceability of the test equipment used is ensured by compliance with the regulations of our management system.</p> <p>Detailed information regarding test conditions, equipment and measurement uncertainty is available in the test laboratory and could be provided on request.</p> <p><i>Alle eingesetzten Prüfmittel waren zum angegebenen Prüfzeitraum gemäß eines festgelegten Kalibrierungsprogramms unseres Prüfhauses kalibriert. Sie entsprechen den in den Prüfprogrammen hinterlegten Anforderungen. Die Rückverfolgbarkeit der eingesetzten Prüfmittel ist durch die Einhaltung der Regelungen unseres Managementsystems gegeben.</i></p> <p><i>Detallierte Informationen bezüglich Prüfkonditionen, Prüfequipment und Messunsicherheiten sind im Prüflabor vorhanden und können auf Wunsch bereitgestellt werden.</i></p>
2	<p>As contractually agreed, this document has been signed digitally only. TUV Rheinland has not verified and unable to verify which legal or other pertaining requirements are applicable for this document. Such verification is within the responsibility of the user of this document. Upon request by its client, TUV Rheinland can confirm the validity of the digital signature by a separate document. Such request shall be addressed to our Sales department. An environmental fee for such additional service will be charged.</p> <p><i>Wie vertraglich vereinbart, wurde dieses Dokument nur digital unterzeichnet. Der TÜV Rheinland hat nicht überprüft, welche rechtlichen oder sonstigen diesbezüglichen Anforderungen für dieses Dokument gelten. Diese Überprüfung liegt in der Verantwortung des Benutzers dieses Dokuments. Auf Verlangen des Kunden kann der TÜV Rheinland die Gültigkeit der digitalen Signatur durch ein gesondertes Dokument bestätigen. Diese Anfrage ist an unseren Vertrieb zu richten. Eine Umweltgebühr für einen solchen zusätzlichen Service wird erhoben.</i></p>
3	<p>Test clauses with remark of * are subcontracted to qualified subcontractors and described under the respective test clause in the report. Deviations of testing specification(s) or customer requirements are listed in specific test clause in the report.</p> <p><i>Prüfklausel mit der Note * wurden an qualifizierte Unterauftragnehmer vergeben und sind unter der jeweiligen Prüfklausel des Berichts beschrieben. Abweichungen von Prüfspezifikation(en) oder Kundenanforderungen sind in der jeweiligen Prüfklausel im Bericht aufgeführt.</i></p>
4	<p>The decision rule for statements of conformity, based on numerical measurement results, in this test report is based on the "Zero Guard Band Rule" and "Simple Acceptance" in accordance with ILAC G8:2019 and IEC Guide 115:2021, unless otherwise specified in the applied standard mentioned on Page 1 of this report or requested by the customer. This means that measurement uncertainty is not taken in account and hence also not declared in the test report. For additional information to the resulting risk based of this decision rule please refer to ILAC G8:2019.</p> <p><i>Die Entscheidungsregel für Konformitätserklärungen basierend auf numerischen Messergebnissen in diesem Prüfbericht basiert auf der "Null-Grenzwert-Regel" und der "Einfachen Akzeptanz" gemäß ILAC G8:2019 und IEC Guide 115:2021, es sei denn, in der auf Seite 1 dieses Berichts genannten angewandten Norm ist etwas anderes festgelegt oder vom Kunden gewünscht. Dies bedeutet, dass die Messunsicherheit nicht berücksichtigt wird und daher auch nicht im Prüfbericht angegeben wird. Zu weiteren Informationen bezüglich des Risikos durch diese Entscheidungsregel siehe ILAC G8:2019.</i></p>

Prüfbericht-Nr.: CN23B7WI 001
Test report no.:

Seite 3 von 25
Page 3 of 25

Test Summary

5.1.1 ANTENNA REQUIREMENT

RESULT: Pass

5.1.2 MAXIMUM CONDUCTED OUTPUT POWER

RESULT: Pass

5.1.3 99% BANDWIDTH

RESULT: Pass

5.1.4 CONDUCTED SPURIOUS EMISSIONS MEASURED IN 100 KHz BANDWIDTH

RESULT: Pass

5.1.5 RADIATED SPURIOUS EMISSION

RESULT: Pass

5.1.6 20dB BANDWIDTH

RESULT: Pass

5.1.7 CARRIER FREQUENCY SEPARATION

RESULT: Pass

5.1.8 FREQUENCY STABILITY

RESULT: Pass

5.1.9 NUMBER OF HOPPING FREQUENCY

RESULT: Pass

5.1.10 TIME OF OCCUPANCY

RESULT: Pass

5.1.11 CONDUCTED EMISSIONS

RESULT: Pass

Prüfbericht-Nr.: CN23B7WI 001
Test report no.:

Seite 4 von 25
Page 4 of 25

Contents

1	GENERAL REMARKS	5
1.1	COMPLEMENTARY MATERIALS	5
2	TEST SITES.....	5
2.1	TEST FACILITIES.....	5
2.2	LIST OF TEST AND MEASUREMENT INSTRUMENTS	6
2.3	TRACEABILITY.....	7
2.4	CALIBRATION	7
2.5	MEASUREMENT UNCERTAINTY	7
2.6	LOCATION OF ORIGINAL DATA	7
2.7	STATUS OF FACILITY USED FOR TESTING.....	7
3	GENERAL PRODUCT INFORMATION.....	8
3.1	PRODUCT FUNCTION AND INTENDED USE.....	8
3.2	RATINGS AND SYSTEM DETAILS	8
3.3	INDEPENDENT OPERATION MODES	10
3.4	NOISE GENERATING AND NOISE SUPPRESSING PARTS.....	10
3.5	SUBMITTED DOCUMENTS.....	10
4	TEST SET-UP AND OPERATION MODES	11
4.1	PRINCIPLE OF CONFIGURATION SELECTION.....	11
4.2	TEST OPERATION AND TEST SOFTWARE.....	11
4.3	SPECIAL ACCESSORIES AND AUXILIARY EQUIPMENT.....	11
4.4	COUNTERMEASURES TO ACHIEVE EMC COMPLIANCE.....	11
4.5	TEST SETUP DIAGRAM	12
5	TEST RESULTS.....	14
5.1	TRANSMITTER REQUIREMENT & TEST SUITES.....	14
5.1.1	Antenna Requirement.....	14
5.1.2	Maximum Conducted Output Power	15
5.1.3	99% Bandwidth	16
5.1.4	Conducted Spurious Emissions Measured in 100 kHz Bandwidth	17
5.1.5	Radiated Spurious Emission.....	18
5.1.6	20dB Bandwidth	19
5.1.7	Carrier Frequency Separation.....	20
5.1.8	Frequency stability	21
5.1.9	Number of Hopping Frequency.....	22
5.1.10	Time of Occupancy	23
5.1.11	Conducted Emissions.....	24
6	PHOTOGRAPHS OF THE TEST SET-UP.....	25
7	LIST OF TABLES	25

Prüfbericht-Nr.: CN23B7WI 001
Test report no.:

Seite 5 von 25
Page 5 of 25

1 General Remarks

1.1 Complementary Materials

All attachments are integral parts of this test report. This applies especially to the following appendix:

Appendix A: Photographs of the Test Set-up

Appendix B: Test Results.

2 Test Sites

2.1 Test Facilities

TÜV Rheinland (Shenzhen) Co., Ltd.

No.362, Huanguan Middle Road, Songyuansha Community, Guanhu Subdistrict, Longhua District, Shenzhen, Guangdong, China/518110

FCC Registration No.: 694916

IC Registration No.: 25069 and the CAB identifier is CN0078.

Prüfbericht-Nr.: CN23B7WI 001
Test report no.:

Seite 6 von 25
Page 6 of 25

2.2 List of Test and Measurement Instruments

Table 1: List of Test and Measurement Equipment

Conducted Emission on AC Mains				
Equipment	Manufacturer	Model	Serial No.	Cal. until
EMI Test Receiver	R&S	ESR3	102428	2024-09-13
Artificial Mains Network	R&S	ENV216	102333	2024-07-31
Impedance Stabilisation Network	R&S	ENY81-CA6	101810	2024-07-31
EMC32 test software	R&S	EMC32(Ver.10.50.00)	N/A	N/A
Radio Spectrum Testing (TS8997)				
Equipment	Manufacturer	Model	Serial No.	Cal. until
Wireless Connectivity Tester	R&S	CMW270	101375	25.07.2024
Signal Analyzer	R&S	FSV 40	101441	25.07.2024
Vector Signal Generator	R&S	SMBV100A	263301	25.07.2024
Signal Generator	R&S	SMB100A	115186	25.07.2024
OSP	R&S	OSP 150	101017	13.11.2024
Control PC	DELL	OptiPlex 7050	FTJZ9P2	N/A
Test Software	R&S	WMS32 (V11.00.00)	N/A	N/A
Power Meter	R&S	NRP2	107105	13.11.2024
Power Sensor	R&S	NRP-Z81	105677	25.07.2024
Humid & Temp Programmable Tester	BOST	NTH090-60	19040801	15.03.2024
Shielding Room 8#	Albatross	SR8	APC17151-SR8	22.06.2024
Unwanted Emission Testing (TS9975)				
Equipment	Manufacturer	Model	Serial No.	Cal. until
EMI Test Receiver	R&S	ESR 7	102021	25.07.2024
Signal Analyzer	R&S	FSV 40	101439	25.07.2024
System Controller Interface	R&S	SCI-100	S10010038	N/A
Filterbank	R&S	Wlan	100759	25.07.2024
OSP	R&S	OSP 120	102040	N/A
Pre-amplifier	R&S	SCU08F1	08320031	25.07.2024
Amplifier	R&S	SCU-18F	180070	25.07.2024
Amplifier	R&S	SCU40A	100475	25.07.2024
Trilog Broadband Antenna (30 MHz - 7 GHz)	Schwarzbeck	VULB 9162	193	06.08.2024
Double-Ridged Antenna (1 -18 GHz)	ETS-LINDGREN	3117	00218717	06.08.2024
Wideband Ridged Horn Antenna (18-40 GHz)	Steatite	QMS-00880	19067	27.08.2024
Active Loop Antenna	Schwarzbeck	FMZB 1513	302	06.08.2024
Test software	R&S	EMC32 (V10.60.10)	N/A	N/A
Control PC	Dell	OptiPlex 7050	36NV9P2	N/A
3m Semi-Anechoic Chamber	Albatross	SAC-3m	APC17151-SAC	22.06.2024

Prüfbericht-Nr.: CN23B7WI 001
Test report no.:

Seite 7 von 25
Page 7 of 25

2.3 Traceability

All measurement equipment calibrations are traceable to NIM (National Institute of Metrology) or where calibration is performed in other countries, to equivalent nationally recognized standards organizations.

2.4 Calibration

Equipment requiring calibration is calibrated periodically by the manufacturer or according to manufacturer's specifications. Additionally all equipment is verified for proper performance on a regular basis using in house standards or comparisons.

2.5 Measurement Uncertainty

The estimated combined standard uncertainty for radiated emissions and conducted emissions measurements as below table

Parameter	Uncertainty (k=2)
Conducted Emission, (9kHz to 150kHz)/(150kHz to 30MHz)	± 3.70 dB / ± 3.30 dB
Occupied Channel Bandwidth	± 2.08 %
RF output power, conducted	± 0.99 dB
RF power density, conducted	± 0.99 dB
Unwanted Emissions, conducted	± 0.89 dB
All emissions, radiated	± 4.17 dB

2.6 Location of Original Data

The original copies of all test data taken during actual testing were attached at Appendix A & B of this report and delivered to the applicant. A copy has been retained in the TÜV Rheinland (Shenzhen) file for certification follow-up purposes.

2.7 Status of Facility Used for Testing

The TÜV Rheinland (Shenzhen) Co., Ltd. Test facility located at No.362, Huanguan Middle Road, Songyuansha Community, Guanhu Subdistrict, Longhua District, Shenzhen, Guangdong, China/518110 is listed on the US Federal Communications Commission list of facilities approved to perform measurements.

Prüfbericht-Nr.: CN23B7WI 001
 Test report no.:

Seite 8 von 25
 Page 8 of 25

3 General Product Information

3.1 Product Function and Intended Use

The EUT is Bluetooth Speaker, which supports Bluetooth dual mode technology.
 For details refer to the User Manual, Technical Description and Circuit Diagram.

3.2 Ratings and System Details

Table 2: Technical Specification of EUT

General Information of EUT	Value
Kind of Equipment	Bluetooth Speaker
Type Designation	PARTYBOX CLUB 120G
Trademark	JBL
FCC ID	APIPBCLUB120G
IC	6132A-PBCLUB120G
HVIN	PARTYBOX CLUB 120G
Extreme Temperature Range	0°C to +45°C
Operating Voltage	100-240Vac, 50/60Hz, 80W USB output: 5Vdc, 2.1A Battery pack: 7.2V, 4722mAh, 34Wh
Technical Specification of Classical Bluetooth	
Bluetooth Core Version	Bluetooth 5.4
Operating Frequency band	2402 ~ 2480 MHz
Channel Number	79 channels
Channel separation	1MHz
Modulation	GFSK, $\pi/4$ DQPSK, 8DPSK
Antenna Type	FPC Antenna
Antenna Gain	2.13 dBi (Provided by the Client)
Technical Specification of Bluetooth Low Energy	
Bluetooth Core Version	Bluetooth 5.4
Operating Frequency band	2402 ~ 2480 MHz for 1Mbps 2404 ~ 2478 MHz for 2Mbps
Channel Number	40 channels for 1Mbps 38 channels for 2Mbps
Channel separation	2MHz
Data rate	1Mbps, 2Mbps
Modulation	GFSK
Antenna Type	FPC Antenna
Antenna Gain	2.13 dBi (Provided by the Client)

Prüfbericht-Nr.: **CN23B7WI 001**
 Test report no.:

Seite 9 von 25
 Page 9 of 25

Table 3: RF Channel and Frequency of Classic Bluetooth

RF Channel	Frequency (MHz)	RF Channel	Frequency (MHz)	RF Channel	Frequency (MHz)	RF Channel	Frequency (MHz)
00	2402.00	20	2422.00	40	2442.00	60	2462.00
01	2403.00	21	2423.00	41	2443.00	61	2463.00
02	2404.00	22	2424.00	42	2444.00	62	2464.00
03	2405.00	23	2425.00	43	2445.00	63	2465.00
04	2406.00	24	2426.00	44	2446.00	64	2466.00
05	2407.00	25	2427.00	45	2447.00	65	2467.00
06	2408.00	26	2428.00	46	2448.00	66	2468.00
07	2409.00	27	2429.00	47	2449.00	67	2469.00
08	2410.00	28	2430.00	48	2450.00	68	2470.00
09	2411.00	29	2431.00	49	2451.00	69	2471.00
10	2412.00	30	2432.00	50	2452.00	70	2472.00
11	2413.00	31	2433.00	51	2453.00	71	2473.00
12	2414.00	32	2434.00	52	2454.00	72	2474.00
13	2415.00	33	2435.00	53	2455.00	73	2475.00
14	2416.00	34	2436.00	54	2456.00	74	2476.00
15	2417.00	35	2437.00	55	2457.00	75	2477.00
16	2418.00	36	2438.00	56	2458.00	76	2478.00
17	2419.00	37	2439.00	57	2459.00	77	2479.00
18	2420.00	38	2440.00	58	2460.00	78	2480.00
19	2421.00	39	2441.00	59	2461.00	--	--

Table 4: RF Channel and Frequency of Bluetooth Low Energy

RF Channel	Frequency (MHz)	RF Channel	Frequency (MHz)	RF Channel	Frequency (MHz)	RF Channel	Frequency (MHz)
00	2402.00	10	2422.00	20	2442.00	30	2462.00
01	2404.00	11	2424.00	21	2444.00	31	2464.00
02	2406.00	12	2426.00	22	2446.00	32	2466.00
03	2408.00	13	2428.00	23	2448.00	33	2468.00
04	2410.00	14	2430.00	24	2450.00	34	2470.00
05	2412.00	15	2432.00	25	2452.00	35	2472.00
06	2414.00	16	2434.00	26	2454.00	36	2474.00
07	2416.00	17	2436.00	27	2456.00	37	2476.00
08	2418.00	18	2438.00	28	2458.00	38	2478.00
09	2420.00	19	2440.00	29	2460.00	39	2480.00

Prüfbericht-Nr.: CN23B7WI 001
Test report no.:

Seite 10 von 25
Page 10 of 25

3.3 Independent Operation Modes

The basic operation modes are:

- A. On
 - 1. Bluetooth transmitting mode (BR & EDR mode)
 - a) Low Channel
 - b) Middle Channel
 - c) High Channel
- B. On, Transmitting on Hopping channel
- C. Off

3.4 Noise Generating and Noise Suppressing Parts

Refer to Circuit Diagram for further details.

3.5 Submitted Documents

- Application Form
- Block Diagram
- Schematics
- Technical Description
- FCC/IC Label and Location Info
- Photo Document
- User Manual

Prüfbericht-Nr.: CN23B7WI 001
Test report no.:

Seite 11 von 25
Page 11 of 25

4 Test Set-up and Operation Modes

4.1 Principle of Configuration Selection

Radio Spectrum: The equipment under test (EUT) was configured at its highest power output in order to measure its highest possible radiation and conducted level. The test modes were adapted accordingly in reference to the instructions for use.

Emission: The equipment under test (EUT) was configured to measure its highest possible radiation level. The test modes were adapted accordingly in reference to the instructions for use.

4.2 Test Operation and Test Software

Test operation refers to test setup in chapter 5. All testing were performed according to the procedures in ANSI C63.10: 2013.

According to clause 3.1, all test items were applied on model PARTYBOX CLUB 120G.

4.3 Special Accessories and Auxiliary Equipment

Table 5: List of Accessories and Auxiliary Equipment

Description	Manufacturer	Model	S/N or Rating
Laptop	Lenovo	T480	PF-16A6N8

4.4 Countermeasures to Achieve EMC Compliance

The test sample which has been tested contained the noise suppression parts as described in the Technical Construction File (TCF).

No additional measures were employed to achieve compliance.

4.5 Test Setup Diagram

Diagram of Measurement Configuration for Radiation Test (Below 30MHz)

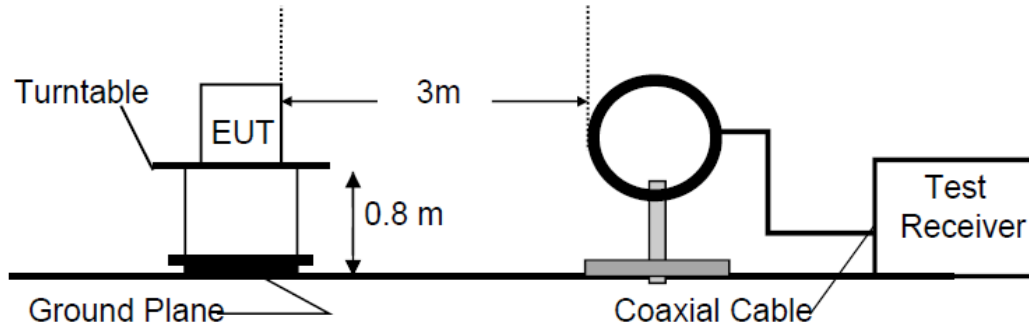


Diagram of Measurement Configuration for Radiation Test (Below 1GHz)

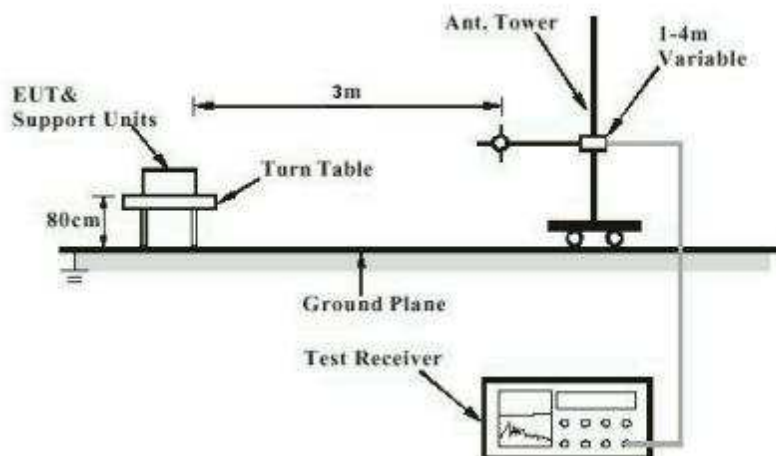
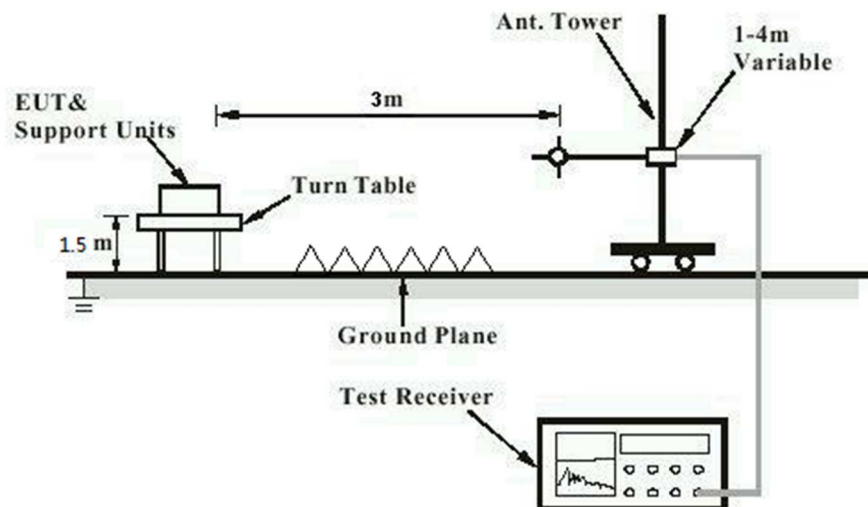


Diagram of Measurement Configuration for Radiation Test (Above 1GHz)



Prüfbericht-Nr.: CN23B7WI 001
Test report no.:

Seite 13 von 25
Page 13 of 25

Diagram of Measurement Configuration for Conducted Transmitter Measurement

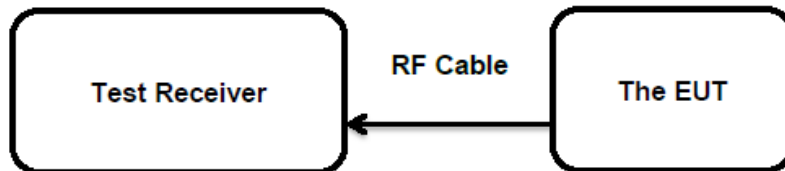
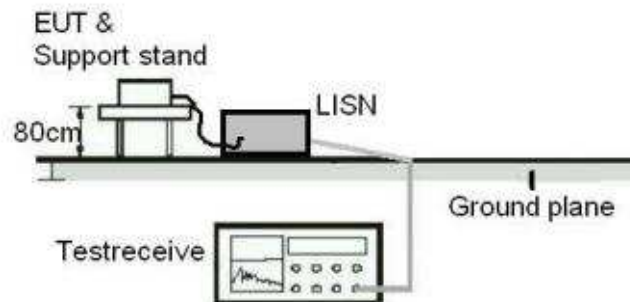


Diagram of Measurement Equipment Configuration for Mains Conduction Measurement



Prüfbericht-Nr.: CN23B7WI 001
Test report no.:

Seite 14 von 25
Page 14 of 25

5 Test Results

5.1 Transmitter Requirement & Test Suites

5.1.1 Antenna Requirement

RESULT: **Pass**

Test Specification

Test standard : FCC Part 15.247(b)(4) and Part 15.203
RSS-Gen Clause 8.3

According to the manufacturer declared, the EUT has one FPC Antenna, the directional gain of antenna is 2.13 dBi, and the antenna connector is designed with permanent attachment and no consideration of replacement. Therefore the EUT is considered sufficient to comply with the provision.

Refer to EUT Photo for further details.

Prüfbericht-Nr.: CN23B7WI 001
Test report no.:

Seite 15 von 25
 Page 15 of 25

5.1.2 Maximum Conducted Output Power

RESULT: **Pass**

Test Specification

Test standard	FCC Part 15.247(b)(1) RSS-247 Clause 5.4(b)
Basic standard	ANSI C63.10: 2013
Limits	FHSS<0.125W(Maximum peak conducted output power) < 4 W (e.i.r.p.)
Kind of test site	Shielded Room

Test Setup

Date of testing	2023-11-16 to 2023-11-27
Input voltage	AC120V, 60Hz
Operation mode	A.1
Test channel	Low / Middle / High
Ambient temperature	24.6 °C
Relative humidity	51 %
Atmospheric pressure	101 kPa

Table 6: Test Result of Maximum Conducted Output Power

Test Mode	Channel Frequency (MHz)	Measured Peak Output Power		Limit (W)
		(dBm)	(W)	
BR	2402	12.16	0.01644	< 0.125
	2441	12.14	0.01637	
	2480	12.21	0.01663	
EDR	2402	11.48	0.01406	
	2441	11.46	0.01400	
	2480	11.53	0.01422	
Maximum Measured Value		12.21	0.01663	

Note: The cable loss is taken into account in results and the maximum e.i.r.p. is 14.34 dBm less than 4W(36dBm).

Prüfbericht-Nr.: CN23B7WI 001
Test report no.:

Seite 16 von 25
Page 16 of 25

5.1.3 99% Bandwidth

RESULT:

Pass

Test Specification

Test standard : RSS-Gen Clause 6.7
Basic standard : ANSI C63.10: 2013
Kind of test site : Shielded Room

Test Setup

Date of testing : 2023-11-16 to 2023-11-27
Input voltage : AC120V, 60Hz
Operation mode : A.1
Test channel : Low / Middle / High
Ambient temperature : 24.6 °C
Relative humidity : 51 %
Atmospheric pressure : 101 kPa

For the measurement records, refer to the appendix B.

Prüfbericht-Nr.: CN23B7WI 001
Test report no.:

Seite 17 von 25
Page 17 of 25

5.1.4 Conducted Spurious Emissions Measured in 100 kHz Bandwidth

RESULT: **Pass**

Test Specification

Test standard : FCC Part 15.247(d)
RSS-247 Clause 5.5
Basic standard : ANSI C63.10: 2013
Limits : 20dB (below that in the 100kHz bandwidth within the band that contains the highest level of the desired power);
Kind of test site : Shielded Room

Test Setup

Date of testing : 2023-11-16 to 2023-11-27
Input voltage : AC120V, 60Hz
Operation mode : A.1
Test channel : Low / Middle / High
Ambient temperature : 24.6 °C
Relative humidity : 51 %
Atmospheric pressure : 101 kPa

Test results of 100kHz Bandwidth of Frequency Band Edge by Conducted method refer to following test plot, and compliance is achieved as well.

For the measurement records, refer to the appendix B

Prüfbericht-Nr.: CN23B7WI 001
Test report no.:

Seite 18 von 25
Page 18 of 25

5.1.5 Radiated Spurious Emission

RESULT: **Pass**

Test Specification

Test standard : FCC Part 15.247(d) & FCC Part 15.205
RSS-247 Clause 3.3

Basic standard : ANSI C63.10: 2013

Limits : Refer to 15.209(a) of FCC part 15.247(d)
RSS-Gen Table 6 & Table 7

Kind of test site : 3m Semi-anechoic Chamber

Test Setup

Date of testing : 2023-11-16 to 2023-11-27

Input voltage : AC120V, 60Hz

Operation mode : A.1

Test channel : Low / Middle / High

Ambient temperature : Refer to test result

Relative humidity : Refer to test result

Atmospheric pressure : 101 kPa

Remark:

During the pretest the EUT was rotated through three orthogonal axes to determine the attitude that maximizes the emissions. After that the EUT was manually handled to find the orientation that has the maximum emission, which is the orientation shown in the test set-up photos.

Testing was carried out within frequency range 9kHz to the tenth harmonics.

For the measurement records, refer to the appendix B.

Prüfbericht-Nr.: CN23B7WI 001
Test report no.:

Seite 19 von 25
Page 19 of 25

5.1.6 20dB Bandwidth

RESULT:

Pass

Test Specification

Test standard : FCC Part 15.247(a)(1)
RSS-247 Clause 5.1(a)
Basic standard : ANSI C63.10: 2013
Kind of test site : Shielded Room

Test Setup

Date of testing : 2023-11-16 to 2023-11-27
Input voltage : AC120V, 60Hz
Operation mode : A.1
Test channel : Low / Middle / High
Ambient temperature : 24.6 °C
Relative humidity : 51 %
Atmospheric pressure : 101 kPa

For the measurement records, refer to the appendix B.

Prüfbericht-Nr.: CN23B7WI 001
Test report no.:

Seite 20 von 25
Page 20 of 25

5.1.7 Carrier Frequency Separation

RESULT: **Pass**

Test Specification

Test standard : FCC Part 15.247(a)(1)
RSS-247 Clause 5.1(b)
Basic standard : ANSI C63.10: 2013
Limits : $\geq 25\text{kHz}$ or $2/3$ of 20dB bandwidth, whichever is greater
Kind of test site : Shielded Room

Test Setup

Date of testing : 2023-11-16 to 2023-11-27
Input voltage : AC120V, 60Hz
Operation mode : B
Test channel : Low / Middle / High
Ambient temperature : 24.6 °C
Relative humidity : 51 %
Atmospheric pressure : 101 kPa

For the measurement records, refer to the appendix B.

Prüfbericht-Nr.: CN23B7WI 001
Test report no.:

Seite 21 von 25
Page 21 of 25

5.1.8 Frequency stability

RESULT: **Pass**

Test Specification

Test standard : RSS-247 Clause 8.11
Basic standard : ANSI C63.10: 2013
Limits : within at least the central 80% of its permitted operating frequency band (2400-2483.5MHz)
Kind of test site : Shielded Room

Test Setup

Date of testing : 2023-11-16 to 2023-11-27
Input voltage : AC120V, 60Hz
Operation mode : B
Ambient temperature : 24.6 °C
Relative humidity : 51 %
Atmospheric pressure : 101 kPa

For the measurement records, refer to the appendix B.

Prüfbericht-Nr.: CN23B7WI 001
Test report no.:

Seite 22 von 25
Page 22 of 25

5.1.9 Number of Hopping Frequency

RESULT:

Pass

Test Specification

Test standard : FCC part 15.247(a)(1)(iii)
RSS-247 Clause 5.1(d)
Basic standard : ANSI C63.10: 2013
Limits : ≥ 15 non-overlapping channels
Kind of test site : Shielded Room

Test Setup

Date of testing : 2023-11-16 to 2023-11-27
Input voltage : AC120V, 60Hz
Operation mode : B
Ambient temperature : 24.6 °C
Relative humidity : 51 %
Atmospheric pressure : 101 kPa

For the measurement records, refer to the appendix B.

Prüfbericht-Nr.: CN23B7WI 001
Test report no.:

Seite 23 von 25
Page 23 of 25

5.1.10 Time of Occupancy

RESULT: **Pass**

Test Specification

Test standard : FCC part 15.247(a)(1)(iii)
RSS-247 Clause 5.1(d)
Basic standard : ANSI C63.10: 2013
Limits : < 0.4s
Kind of test site : Shielded Room

Test Setup

Date of testing : 2023-11-16 to 2023-11-27
Input voltage : AC120V, 60Hz
Operation mode : B
Test channel : Low / Middle / High
Ambient temperature : 24.6 °C
Relative humidity : 51 %
Atmospheric pressure : 101 kPa

For the measurement records, refer to the appendix B.

Prüfbericht-Nr.: CN23B7WI 001
Test report no.:

Seite 24 von 25
Page 24 of 25

5.1.11 Conducted Emissions

RESULT: **Pass**

Test Specification

Test standard : FCC part 15.207(a)
RSS-GEN Clause 8.8
Basic standard : ANSI C63.10: 2013
Limits : Refer to 15.207(a)
RSS-Gen Table 4
Kind of test site : 3m Semi-anechoic Chamber

Test Setup

Date of testing : 2023-11-16 to 2023-11-27
Input voltage : AC120V, 60Hz
Operation mode : A.1
Test channel : Low / Middle / High
Ambient temperature : Refer to test result
Relative humidity : Refer to test result
Atmospheric pressure : 101 kPa

For the measurement records, refer to the appendix B.

Prüfbericht-Nr.: CN23B7WI 001
Test report no.:

Seite 25 von 25
Page 25 of 25

6 Photographs of the Test Set-Up

For photographs of the test set-up, refer to the appendix A.

7 List of Tables

Table 1: List of Test and Measurement Equipment.....	6
Table 2: Technical Specification of EUT	8
Table 3: RF Channel and Frequency of Classic Bluetooth.....	9
Table 4: RF Channel and Frequency of Bluetooth Low Energy.....	9
Table 5: List of Accessories and Auxiliary Equipment.....	11
Table 6: Test Result of Maximum Conducted Output Power.....	15

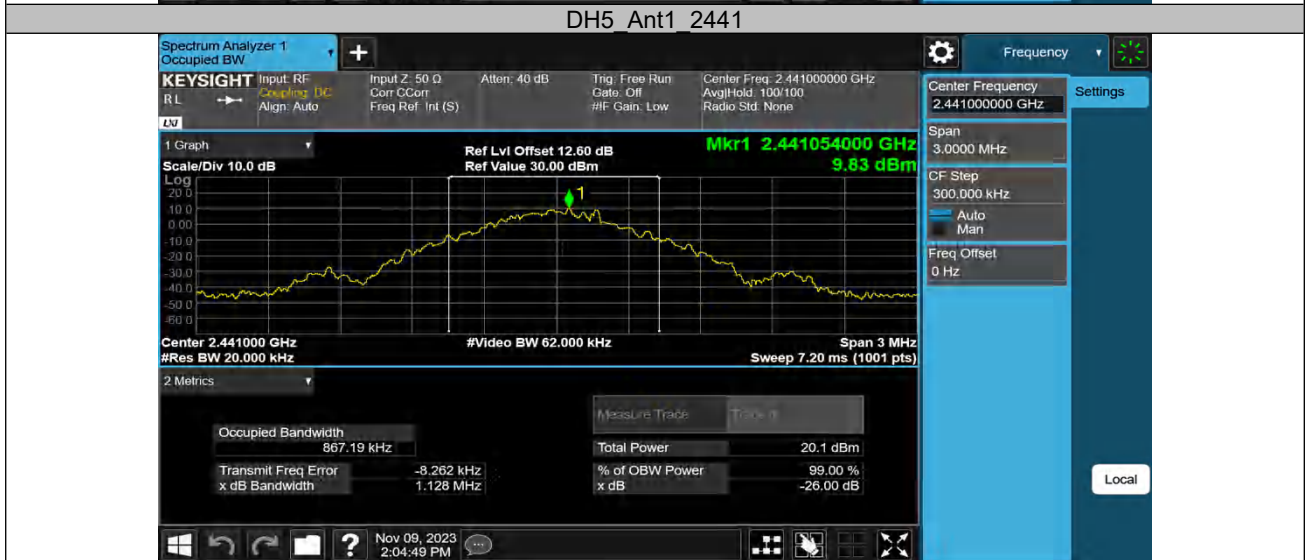
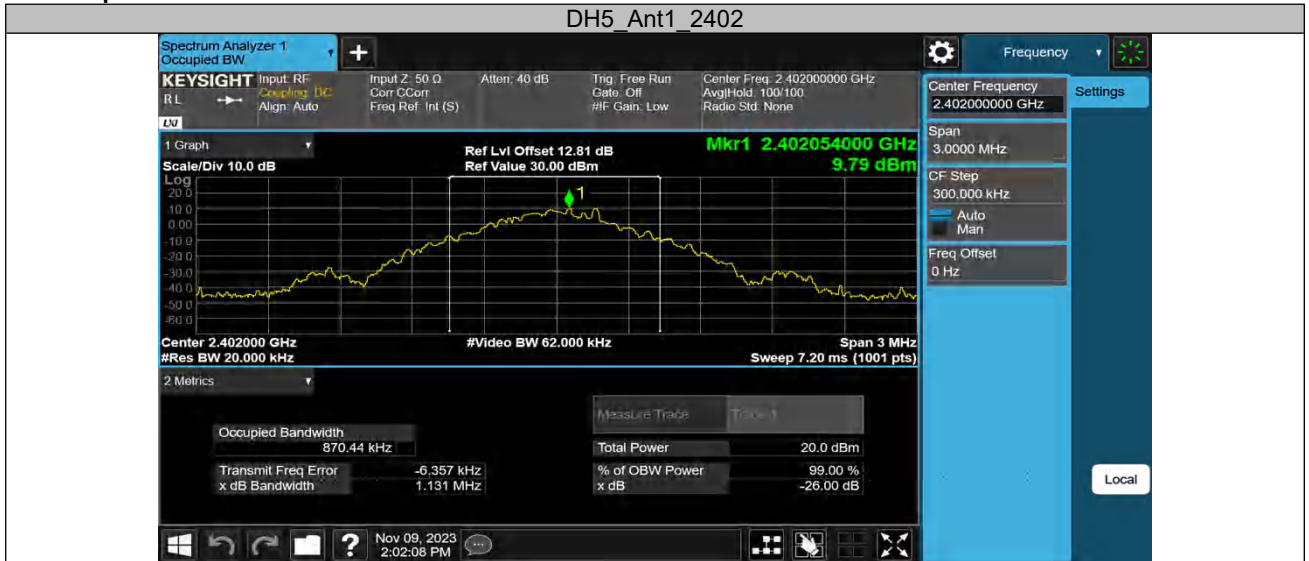
Appendix B: Test Results

APPENDIX B: TEST RESULTS	1
APPENDIX B.1: TEST RESULTS OF 99% BANDWIDTH	2
APPENDIX B.2: TEST RESULTS OF 20dB BANDWIDTH	5
APPENDIX B.3: TEST RESULTS OF FREQUENCY STABILITY	8
APPENDIX B.4: TEST RESULTS OF CARRIER FREQUENCY SEPARATION	10
APPENDIX B.5: TEST RESULTS OF NUMBER OF HOPPING FREQUENCY	11
APPENDIX B.6: TEST RESULTS OF TIME OF OCCUPANCY	12
APPENDIX B.7: TEST RESULTS OF CONDUCTED SPURIOUS EMISSIONS MEASURED IN 100 kHz BANDWIDTH	17
<i>Conducted measurements</i>	17
<i>Band edge measurements</i>	24
APPENDIX B.8: TEST RESULTS OF RADIATED SPURIOUS EMISSIONS	26
30MHz - 1GHz	27
1GHz - 18GHz	29
APPENDIX B.9: TEST RESULTS OF RADIATED EMISSIONS IN RESTRICTED BANDS	41
APPENDIX B.10: TEST RESULTS OF CONDUCTED EMISSIONS	45

Appendix B.1: Test Results of 99% Bandwidth

TestMode	Antenna	Channel	OCB [MHz]	FL[MHz]	FH[MHz]	Limit[MHz]	Verdict
DH5	Ant1	2402	0.87044	2401.5584	2402.4289	---	---
		2441	0.86719	2440.5581	2441.4253	---	---
		2480	0.87374	2479.5563	2480.4300	---	---
3DH5	Ant1	2402	1.1994	2401.3902	2402.5896	---	---
		2441	1.1972	2440.3928	2441.5900	---	---
		2480	1.1922	2479.3965	2480.5887	---	---

Test Graphs



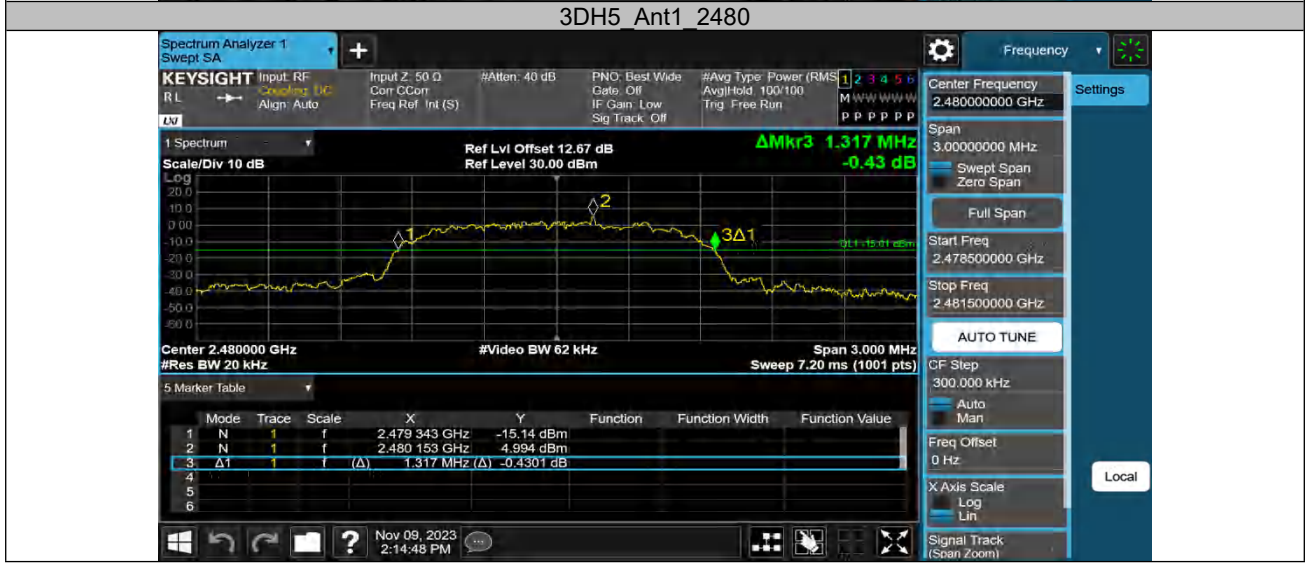
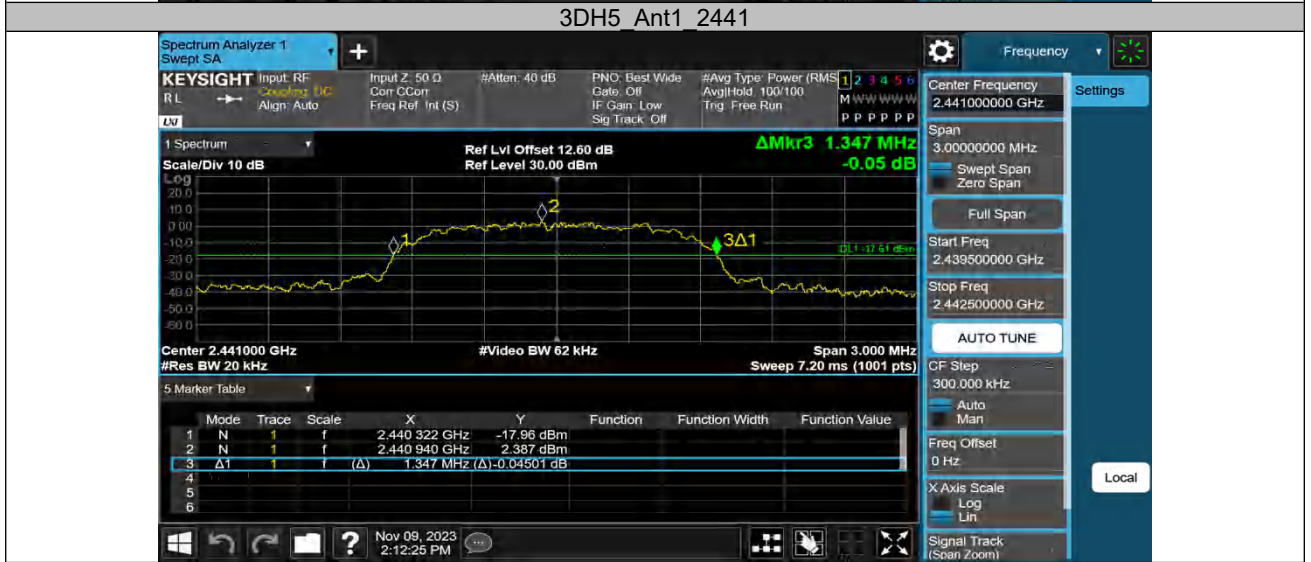


Appendix B.2: Test Results of 20dB Bandwidth

TestMode	Antenna	Channel	20db EBW[MHz]	FL[MHz]	FH[MHz]	Limit[MHz]	Verdict
DH5	Ant1	2402	0.945	2401.535	2402.480	---	---
		2441	0.942	2440.535	2441.477	---	---
		2480	0.945	2479.535	2480.480	---	---
3DH5	Ant1	2402	1.299	2401.346	2402.645	---	---
		2441	1.347	2440.322	2441.669	---	---
		2480	1.317	2479.343	2480.660	---	---

Test Graphs





Appendix B.3: Test Results of Frequency stability

Test Channel (MHz)	2402
--------------------	------

Test result of frequency tolerance of voltage variation

Voltage	Test result (MHz)	Deviation Frequency (KHz)	Test result (ppm)	Limit (ppm)
AC 207V	2401.998	2	0.83	10
AC 230V	2401.999	1	0.42	
AC 253V	2401.998	2	0.83	

Test result of frequency tolerance of temperature variation

Temperature (°C)	Test result (MHz)	Deviation Frequency (KHz)	Test result (ppm)	Limit (ppm)
-30	2401.996	4	1.67	10
-20	2401.996	4	1.67	
-10	2401.997	3	1.25	
0	2401.997	1	0.42	
10	2401.999	1	0.42	
20	2401.999	1	0.42	
30	2401.999	1	0.42	
40	2401.998	2	0.83	
50	2401.998	2	0.83	
55	2401.998	2	0.83	

Test Channel (MHz)	2441
--------------------	------

Test result of frequency tolerance of voltage variation

Voltage	Test result (MHz)	Deviation Frequency (KHz)	Test result (ppm)	Limit (ppm)
AC 207V	2440.998	-2	-0.82	10
AC 230V	2440.998	-2	-0.82	
AC 253V	2440.998	-2	-0.82	

Test result of frequency tolerance of temperature variation

Temperature (°C)	Test result (MHz)	Deviation Frequency (KHz)	Test result (ppm)	Limit (ppm)
-30	2440.997	-3	-1.23	10
-20	2440.997	-3	-1.23	
-10	2440.998	-2	-0.82	
0	2440.998	-2	-0.82	
10	2440.998	-2	-0.82	
20	2440.999	-1	-0.41	
30	2440.999	-1	-0.41	
40	2440.999	-1	-0.41	
50	2440.998	-2	-0.82	
55	2440.998	-2	-0.82	

Test Channel (MHz)	2480
--------------------	------

Test result of frequency tolerance of voltage variation

Voltage	Test result (MHz)	Deviation Frequency (KHz)	Test result (ppm)	Limit (ppm)
AC 207V	2479.998	-2	-0.81	10
AC 230V	2479.998	-2	-0.81	
AC 253V	2479.998	-2	-0.81	

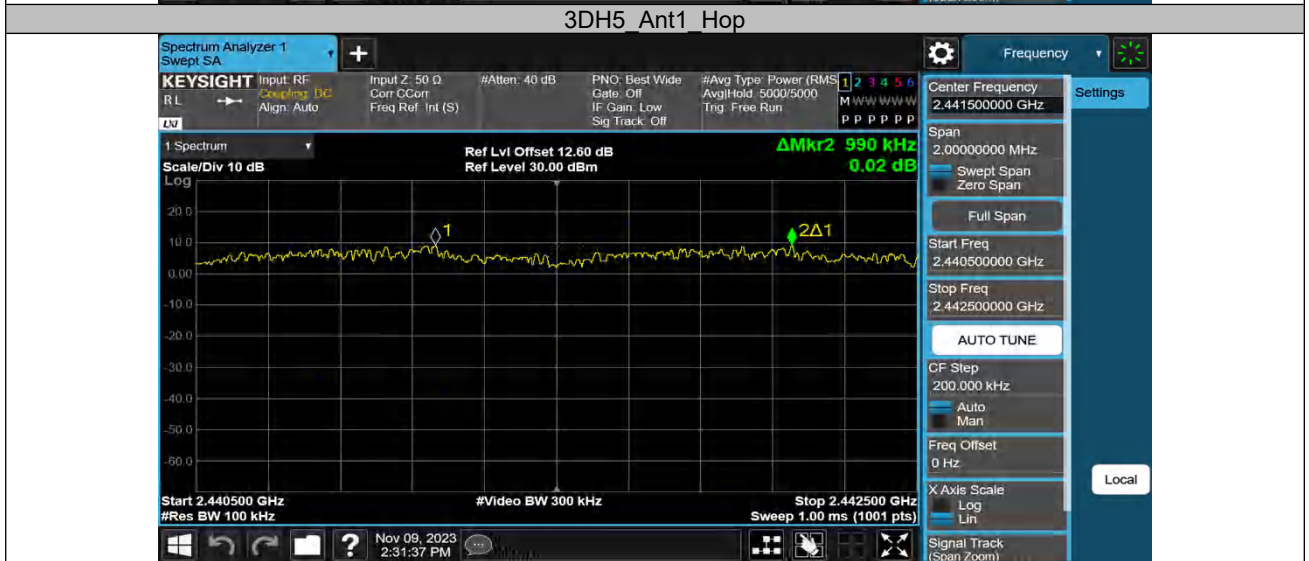
Test result of frequency tolerance of temperature variation

Temperature (°C)	Test result (MHz)	Deviation Frequency (KHz)	Test result (ppm)	Limit (ppm)
-30	2479.997	-3	-1.21	10
-20	2479.998	-2	-0.81	
-10	2479.998	-2	-0.81	
0	2479.998	-2	-0.81	
10	2479.999	-1	-0.40	
20	2479.999	-1	-0.40	
30	2479.998	-2	-0.81	
40	2479.999	-1	-0.40	
50	2479.998	-2	-0.81	
55	2479.998	-2	-0.81	

Appendix B.4: Test Results of Carrier Frequency Separation

TestMode	Antenna	Channel	Result[MHz]	Limit[MHz]	Verdict
DH5	Ant1	Hop	0.99	≥0.945	PASS
3DH5	Ant1	Hop	0.99	≥0.898	PASS

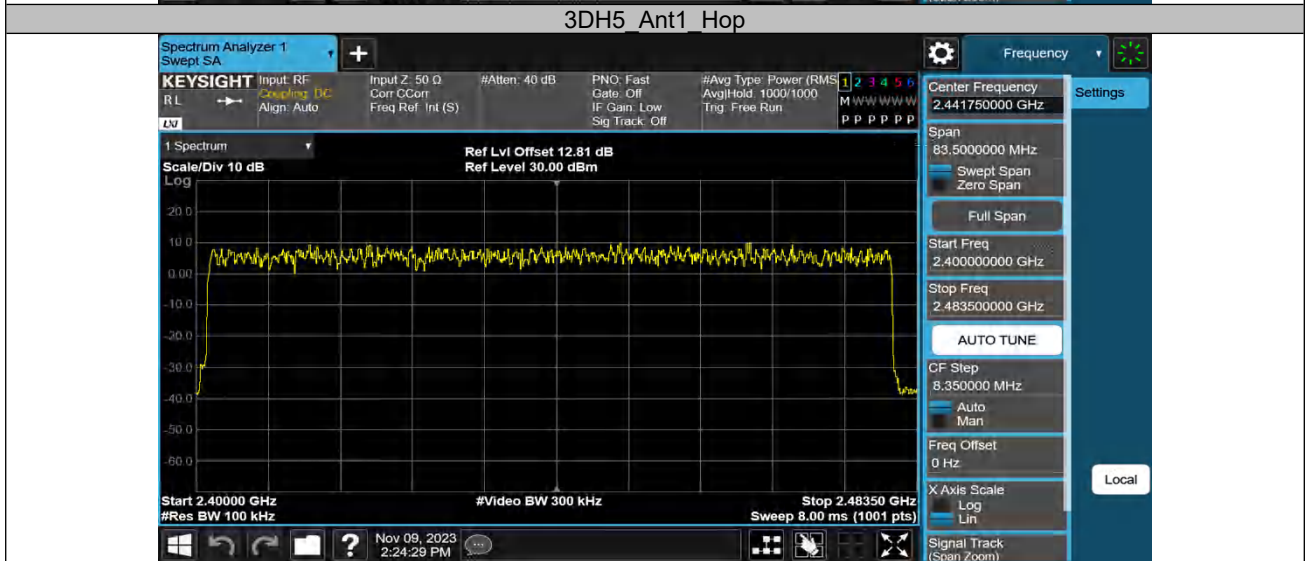
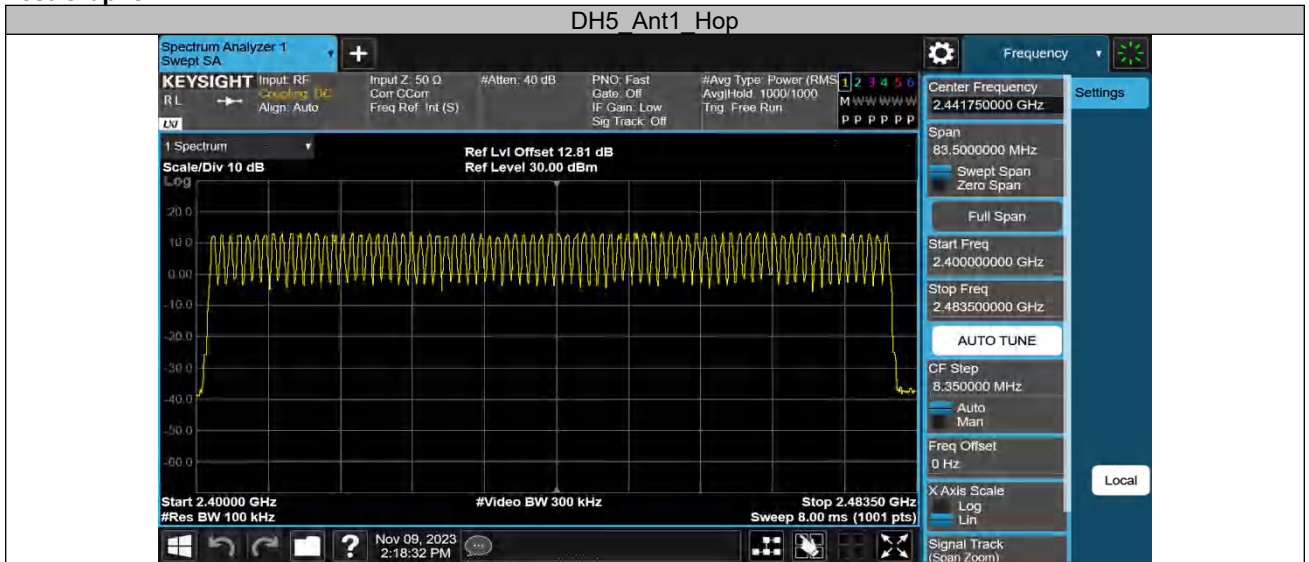
Test Graphs



Appendix B.5: Test Results of Number of Hopping Frequency

TestMode	Antenna	Channel	Result[Num]	Limit[Num]	Verdict
DH5	Ant1	Hop	79	≥15	PASS
3DH5	Ant1	Hop	79	≥15	PASS

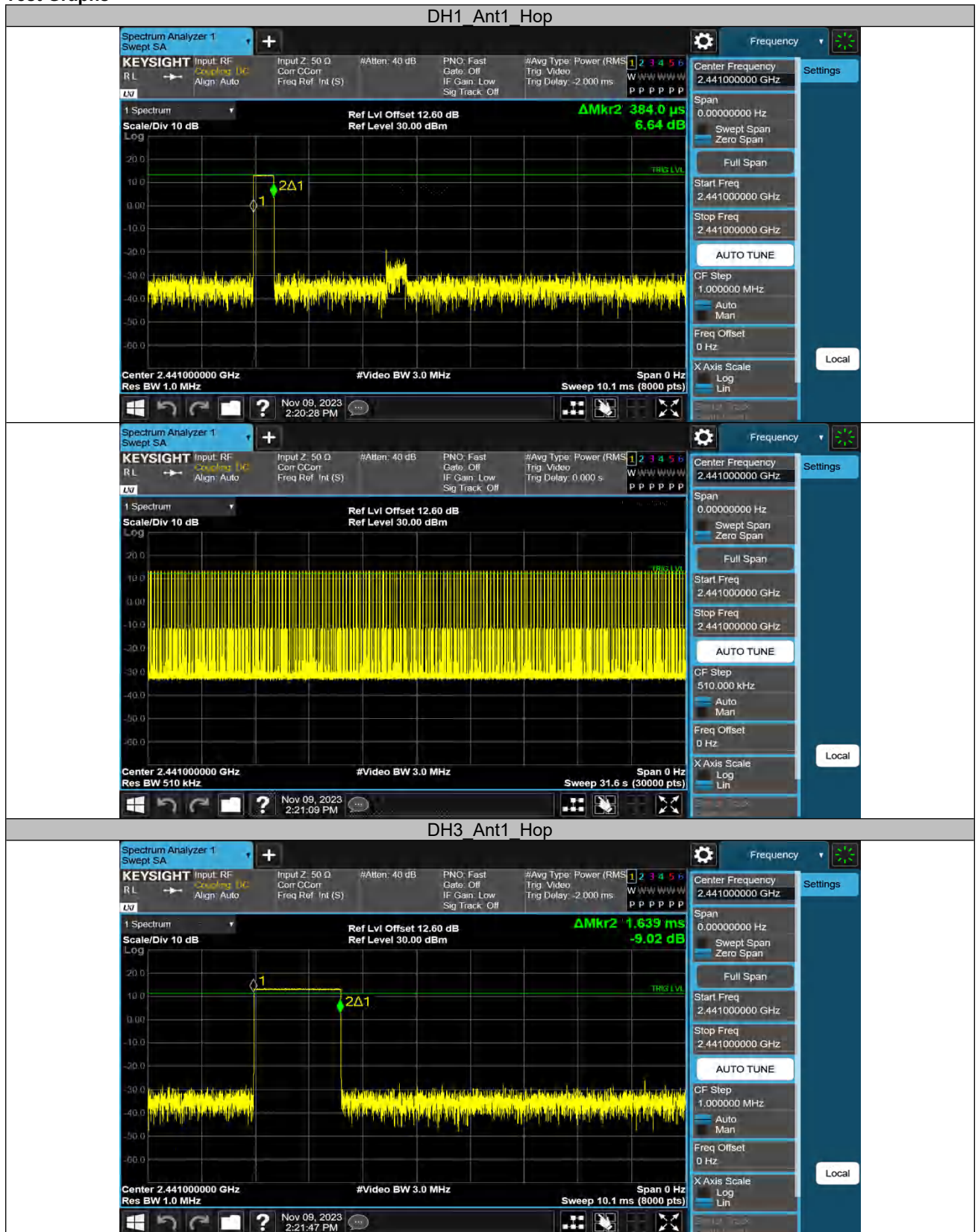
Test Graphs



Appendix B.6: Test Results of Time of Occupancy

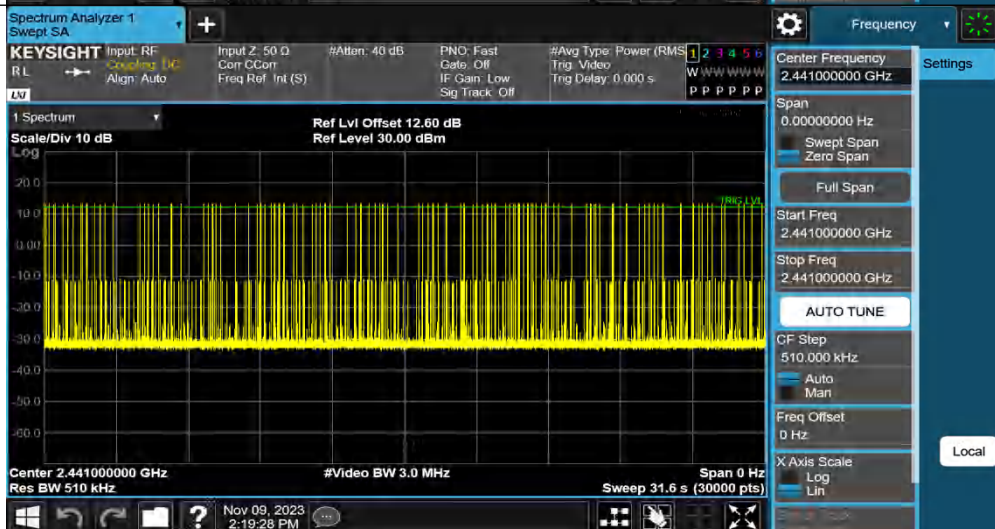
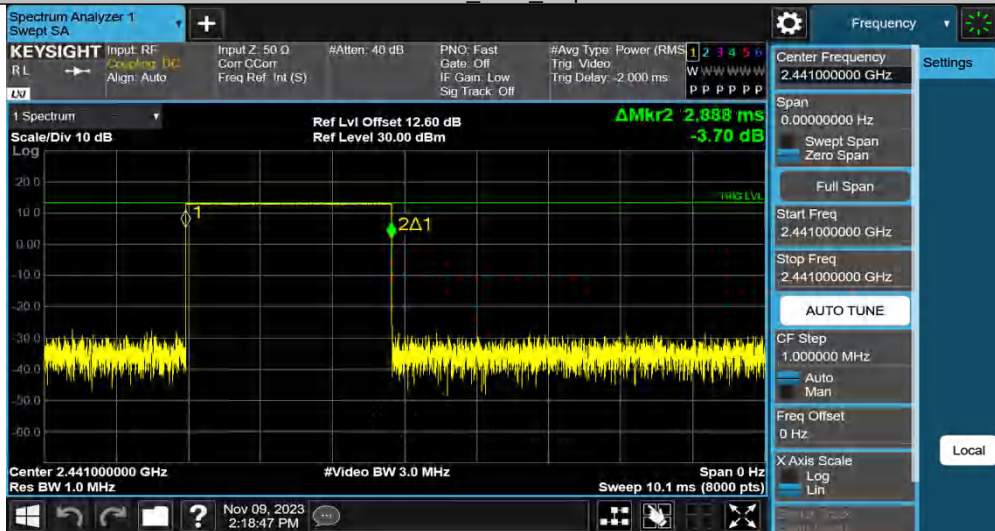
TestMode	Antenna	Channel	BurstWidth [ms]	TotalHops [Num]	Result[s]	Limit[s]	Verdict
DH1	Ant1	Hop	0.384	319	0.122	≤0.4	PASS
DH3	Ant1	Hop	1.639	155	0.254	≤0.4	PASS
DH5	Ant1	Hop	2.888	125	0.361	≤0.4	PASS
3DH1	Ant1	Hop	0.386	317	0.122	≤0.4	PASS
3DH3	Ant1	Hop	1.638	159	0.26	≤0.4	PASS
3DH5	Ant1	Hop	2.886	100	0.289	≤0.4	PASS

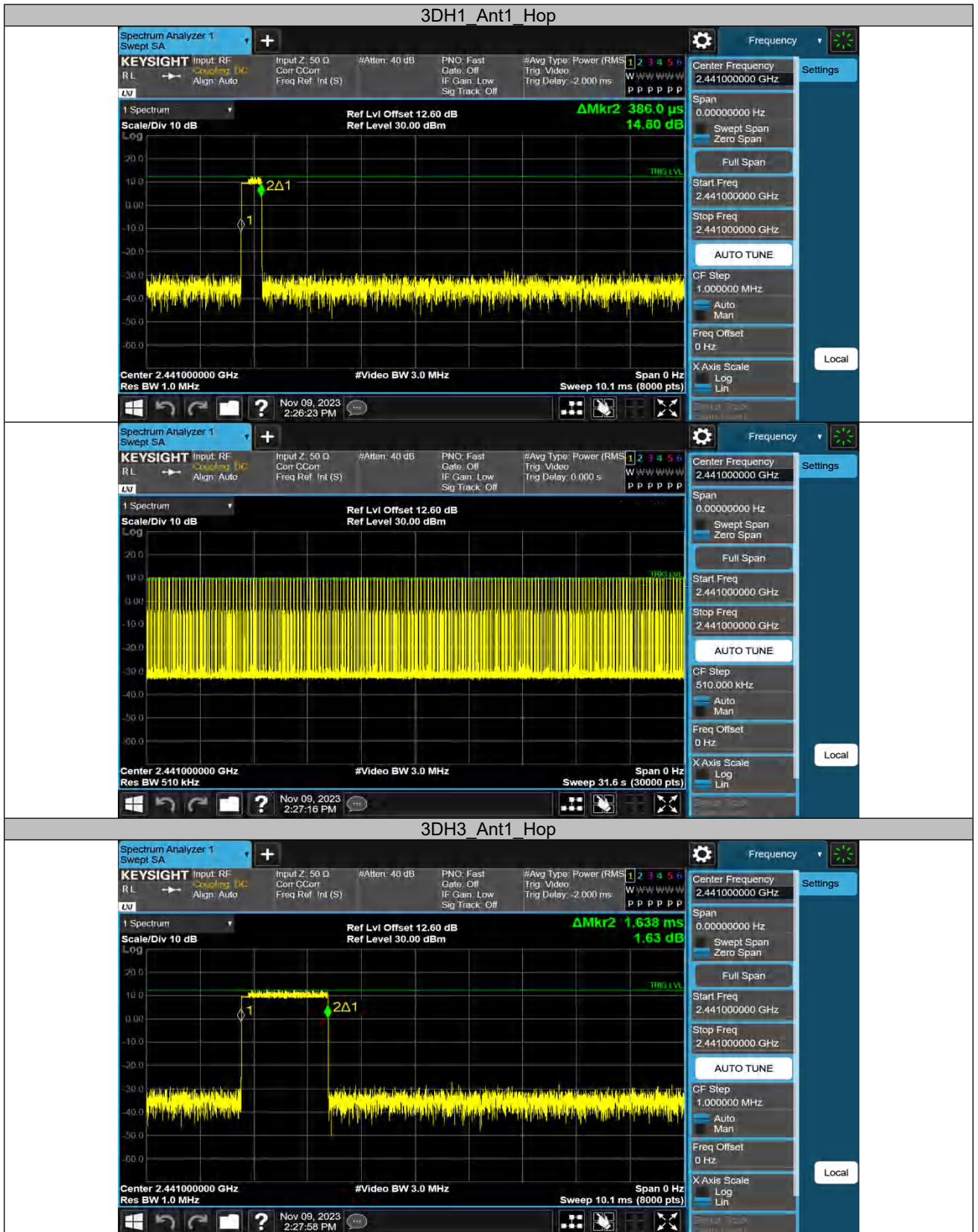
Test Graphs





DH5_Ant1_Hop







3DH5 Ant1 Hop

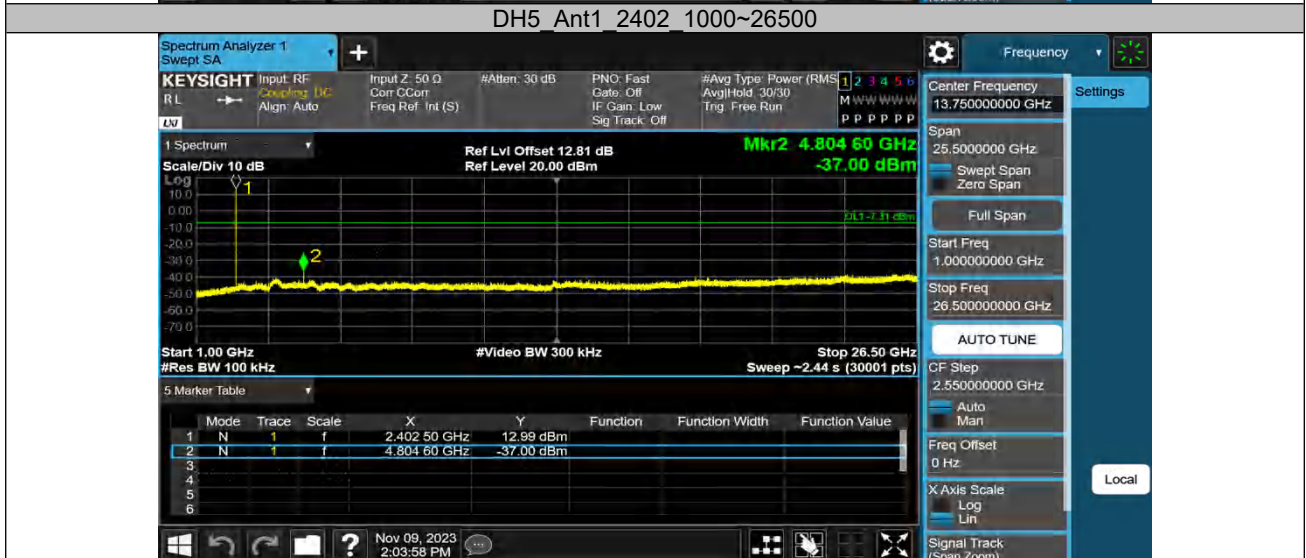
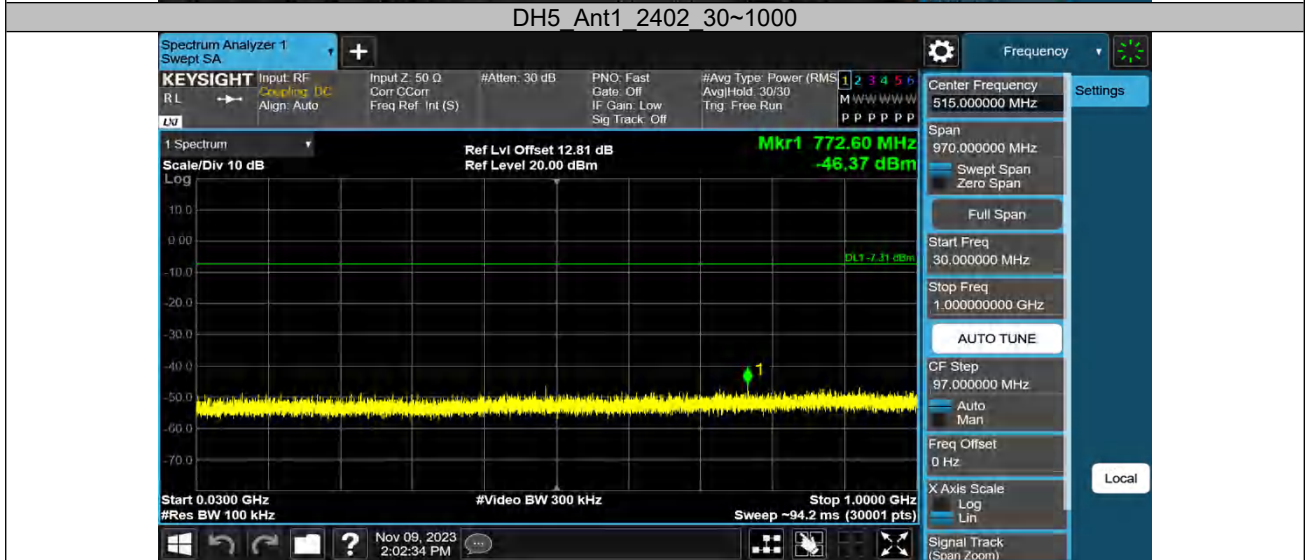


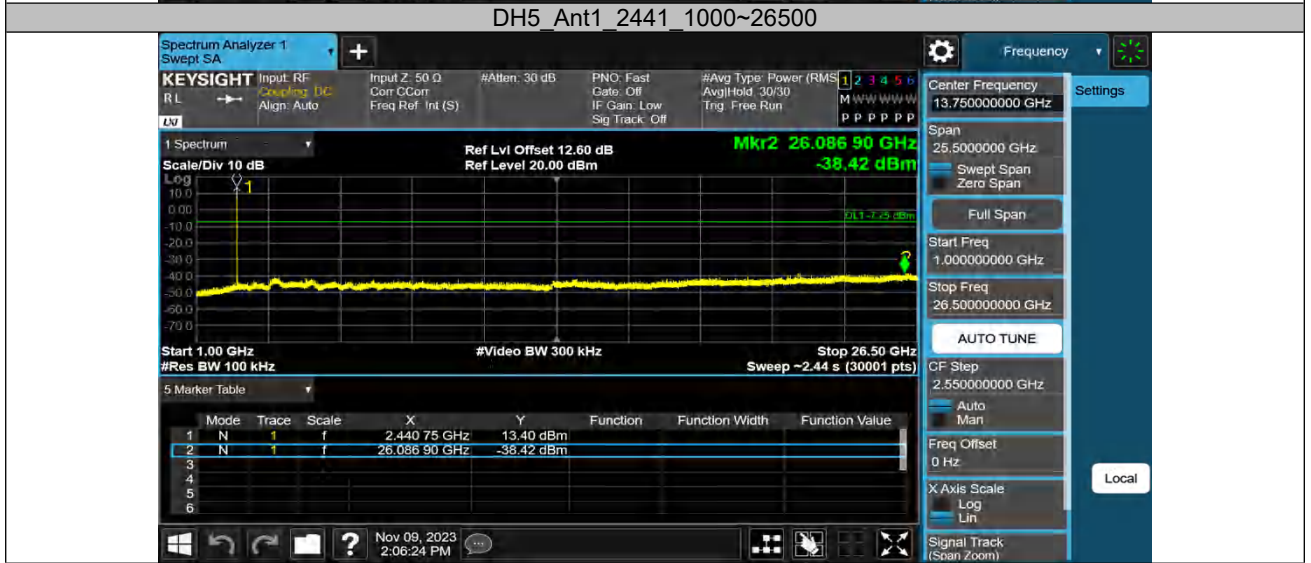
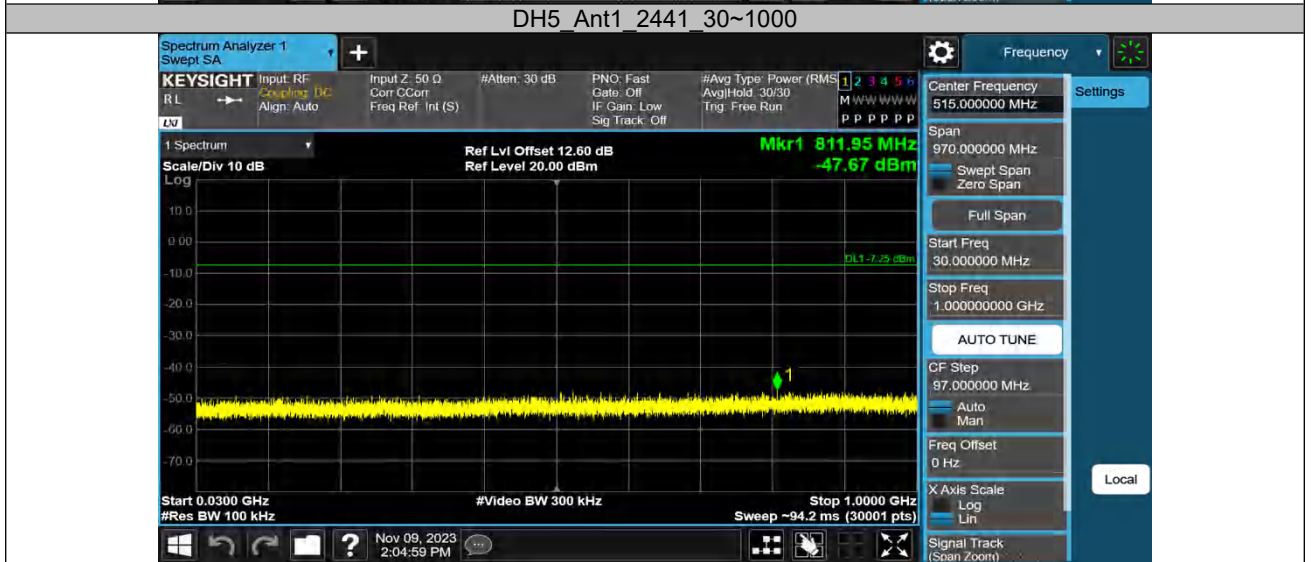
Appendix B.7: Test Results of Conducted Spurious Emissions Measured in 100 kHz Bandwidth

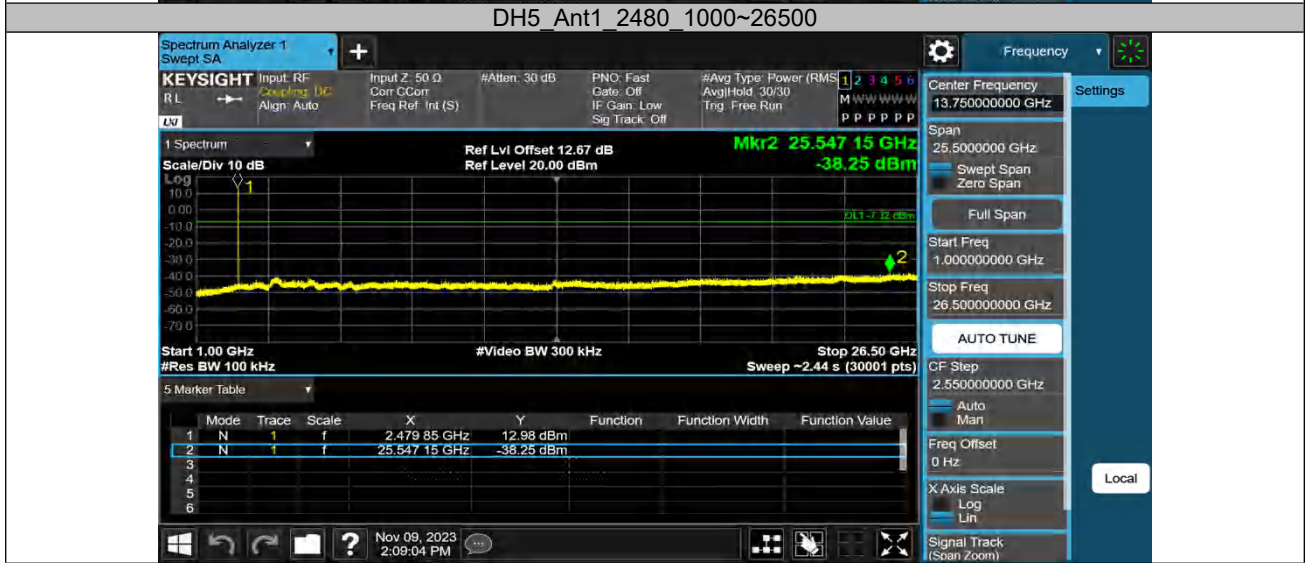
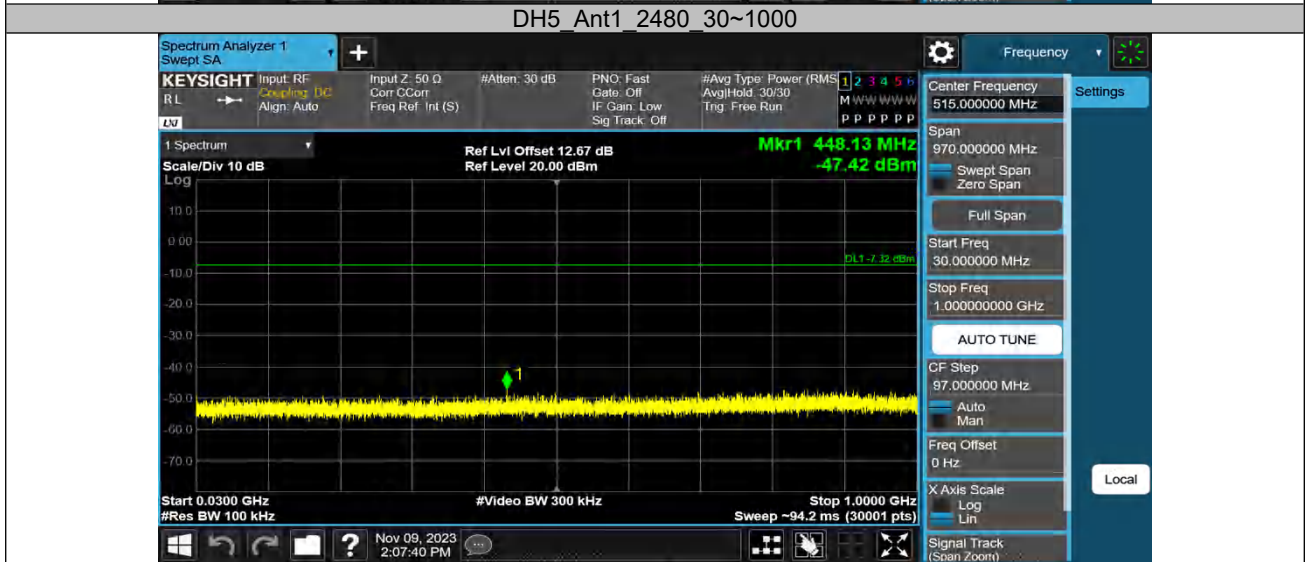
Conducted measurements

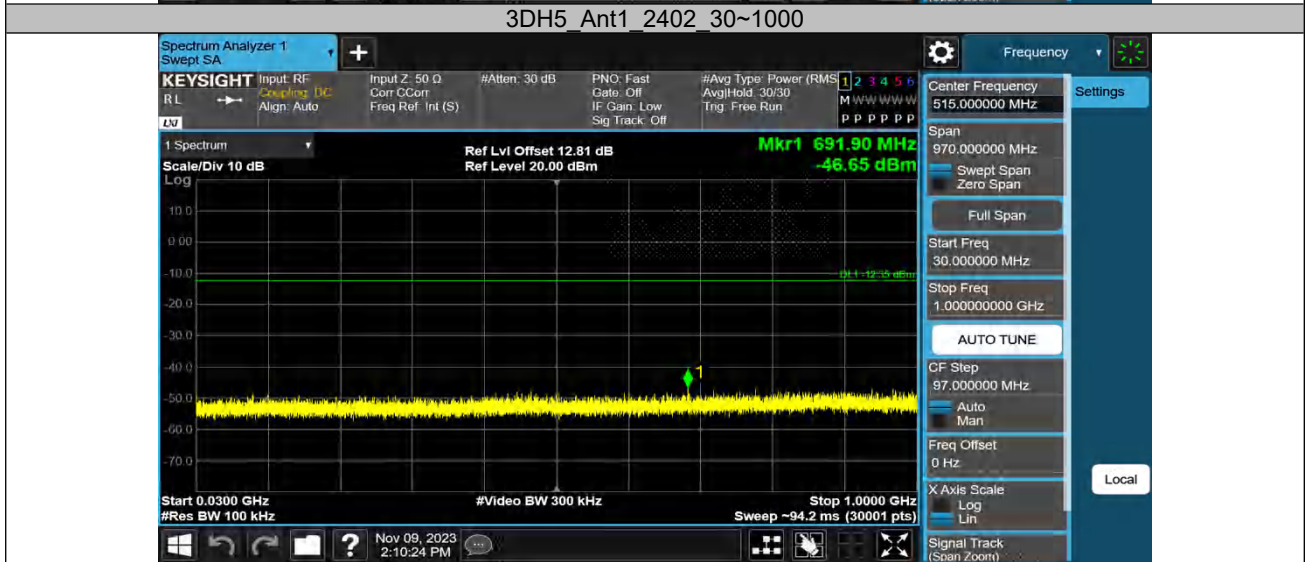
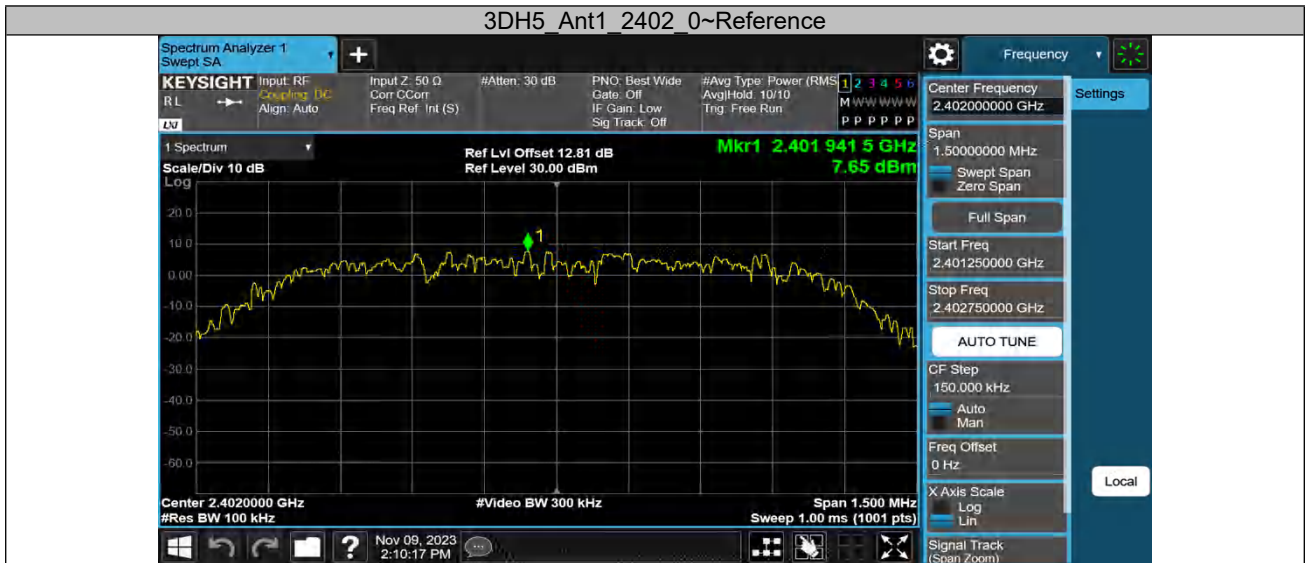
TestMode	Antenna	Channel	FreqRange [MHz]	RefLevel [dBm]	Result [dBm]	Limit [dBm]	Verdict
DH5	Ant1	2402	Reference	12.69	12.69	---	PASS
			30~1000	12.69	-46.37	≤-7.31	PASS
			1000~26500	12.69	-37	≤-7.31	PASS
		2441	Reference	12.75	12.75	---	PASS
			30~1000	12.75	-47.67	≤-7.25	PASS
			1000~26500	12.75	-38.42	≤-7.25	PASS
		2480	Reference	12.68	12.68	---	PASS
			30~1000	12.68	-47.43	≤-7.32	PASS
			1000~26500	12.68	-38.25	≤-7.32	PASS
3DH5	Ant1	2402	Reference	7.65	7.65	---	PASS
			30~1000	7.65	-46.65	≤-12.35	PASS
			1000~26500	7.65	-37.9	≤-12.35	PASS
		2441	Reference	7.66	7.66	---	PASS
			30~1000	7.66	-47.19	≤-12.34	PASS
			1000~26500	7.66	-37.38	≤-12.34	PASS
		2480	Reference	9.36	9.36	---	PASS
			30~1000	9.36	-46.94	≤-10.64	PASS
			1000~26500	9.36	-38.29	≤-10.64	PASS

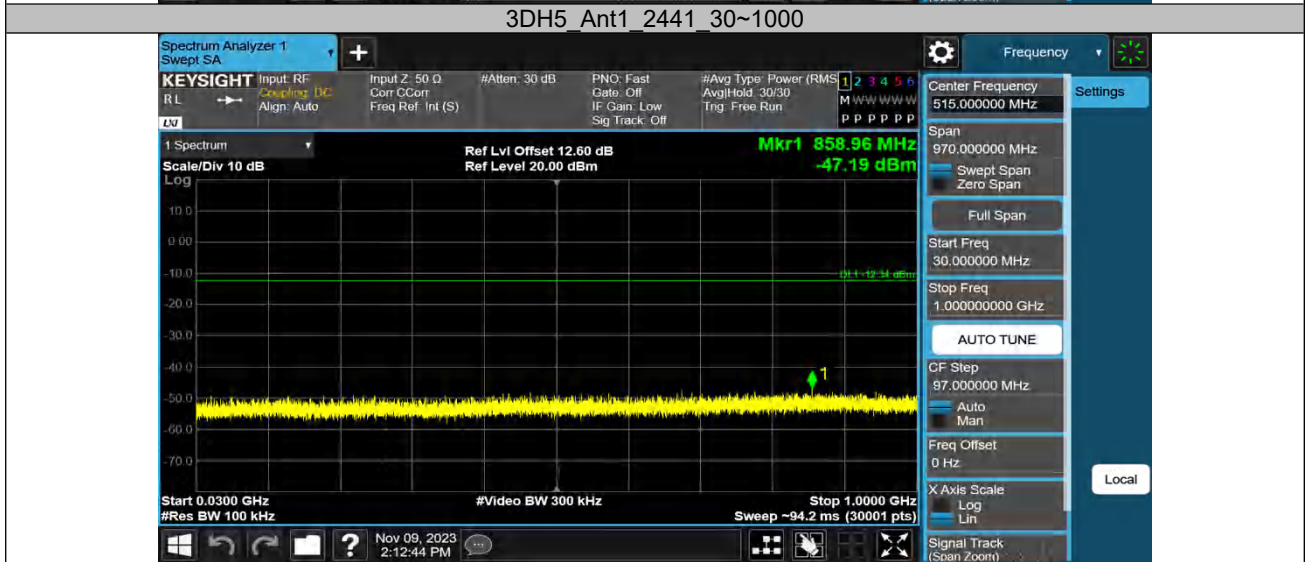
Test Graphs

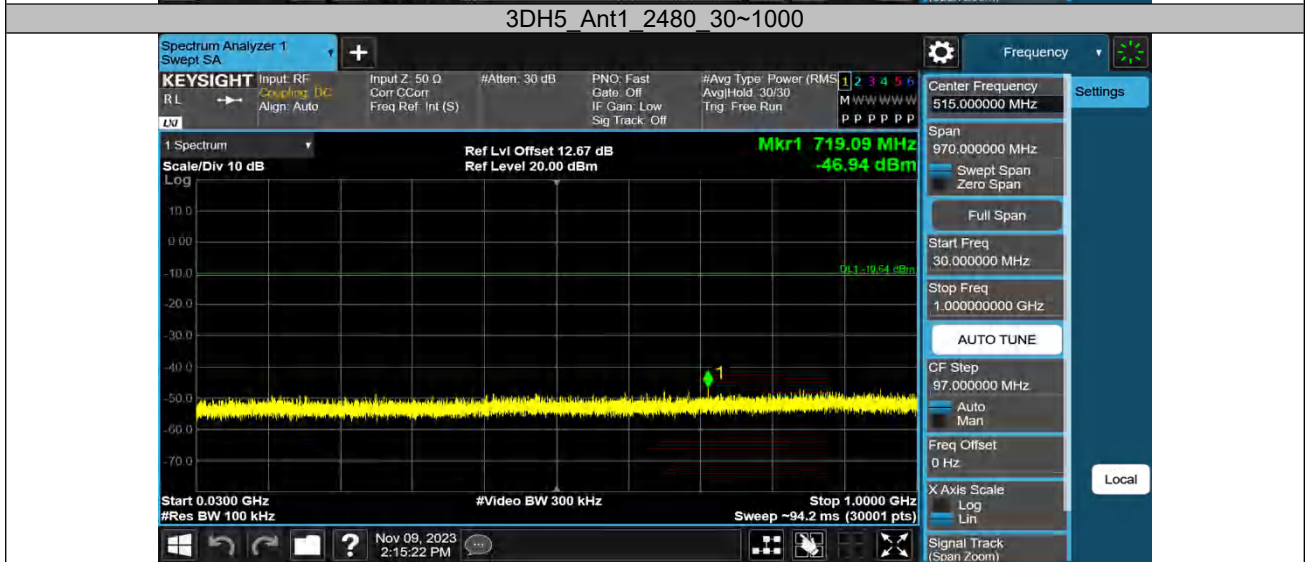
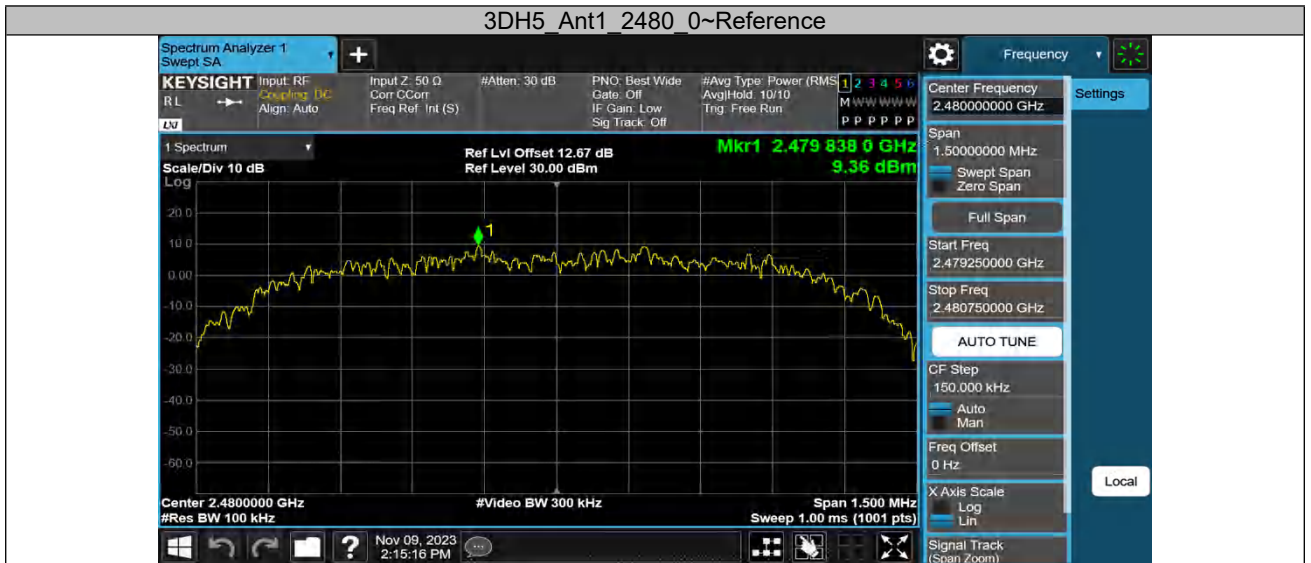












Band edge measurements

TestMode	Antenna	ChName	Channel	RefLevel [dBm]	Result [dBm]	Limit [dBm]	Verdict
DH5	Ant1	Low	2402	12.99	-41.05	≤-7.01	PASS
		High	2480	13.4	-46.75	≤-6.6	PASS
3DH5	Ant1	Low	2402	9.319	-43.27	≤-10.68	PASS
		High	2480	9.701	-46.94	≤-10.3	PASS
DH5	Ant1	Hopping	2402	12.51	-48.18	≤-7.49	PASS
		Hopping	2480	11.98	-49.36	≤-8.02	PASS
3DH5	Ant1	Hopping	2402	7.083	-45.45	≤-12.92	PASS
		Hopping	2480	6.344	-48.75	≤-13.66	PASS

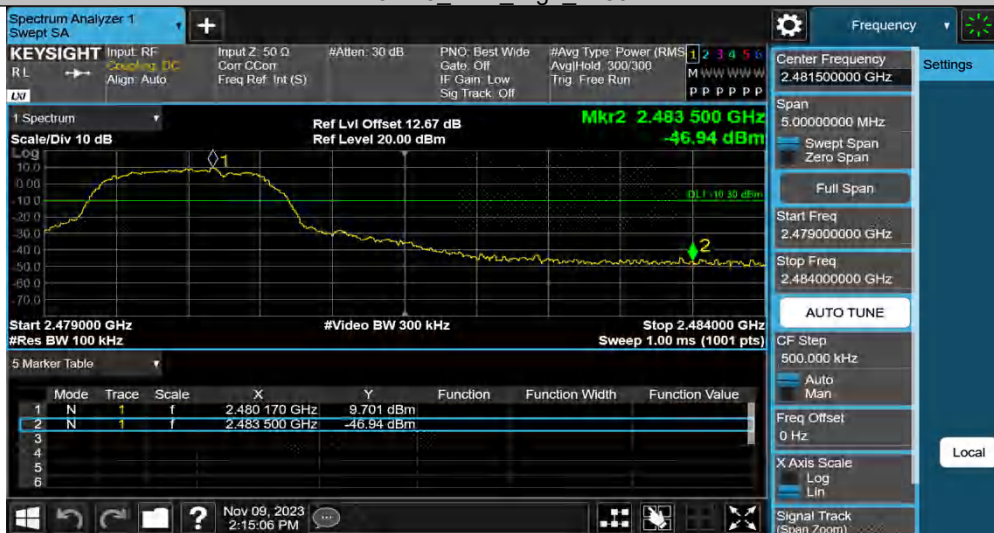
Test Graphs



3DH5 Ant1 Low 2402



3DH5 Ant1 High 2480



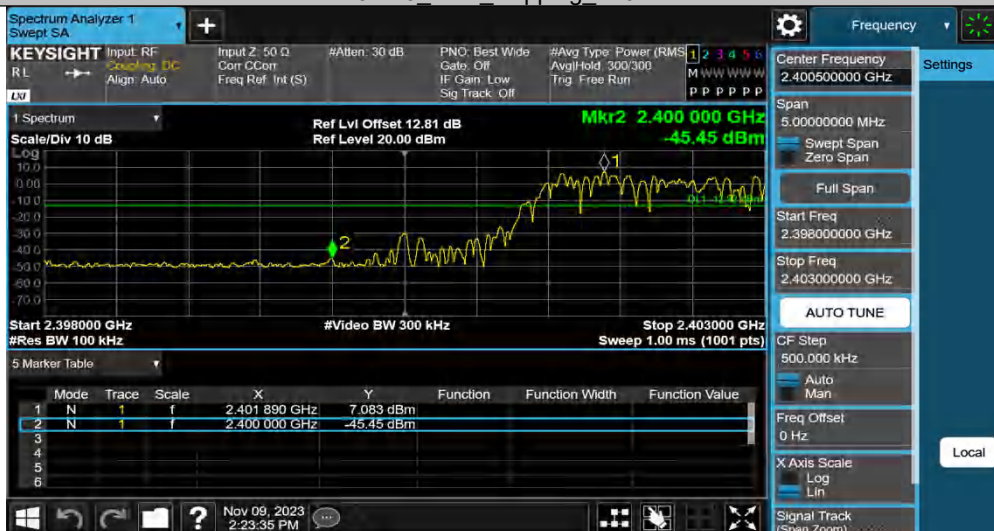
DH5 Ant1 Hopping 2402



DH5 Ant1 Hopping 2480



3DH5 Ant1 Hopping 2402



3DH5 Ant1 Hopping 2480



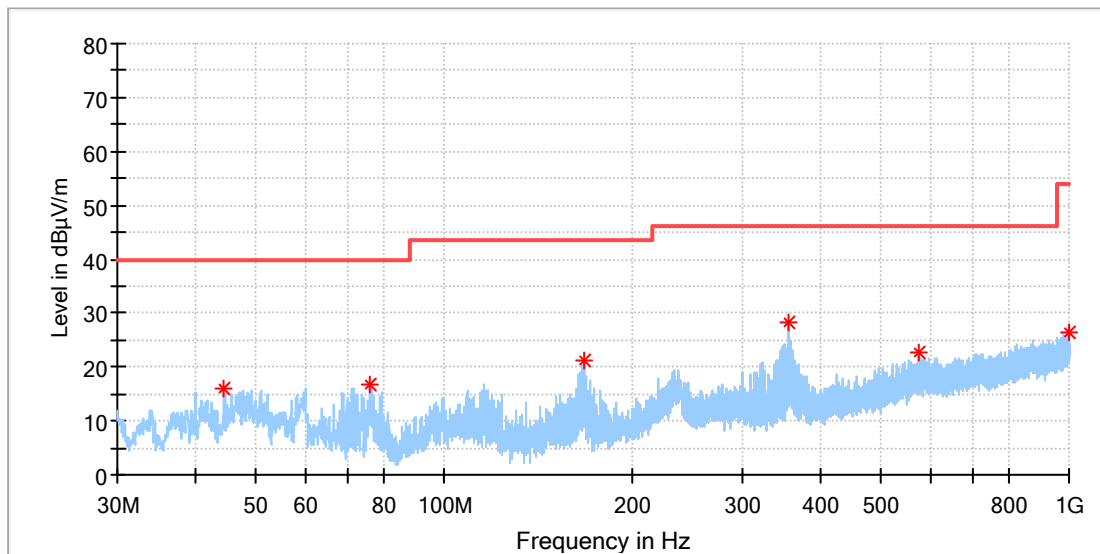
Appendix B.8: Test Results of Radiated Spurious Emissions

Note: 1. Testing was carried out within frequency range 9kHz to the tenth harmonics. The measurement results below 30MHz and 18GHz - 26.5GHz were greater than 20dB below the limit, so only the radiated spurious emissions from 30MHz to 18GHz were reported. 2. This testing was carried out on different modulations, but only the worst case (GFSK) was presented in this report.

30MHz - 1GHz

EUT Information

EUT Name:	Bluetooth Speaker
Model:	PARTYBOX CLUB 120G
Test Mode:	BR_DH5_Mid channel
Order No/Sample No:	168450029/A003595895
Test Voltage:::	120V/60Hz
Remark:	Temp 22 Humi:55%
Test Standard:	FCC 15.247
Tested By:	Kei Zhang
Reviewed By:	Terry Yin

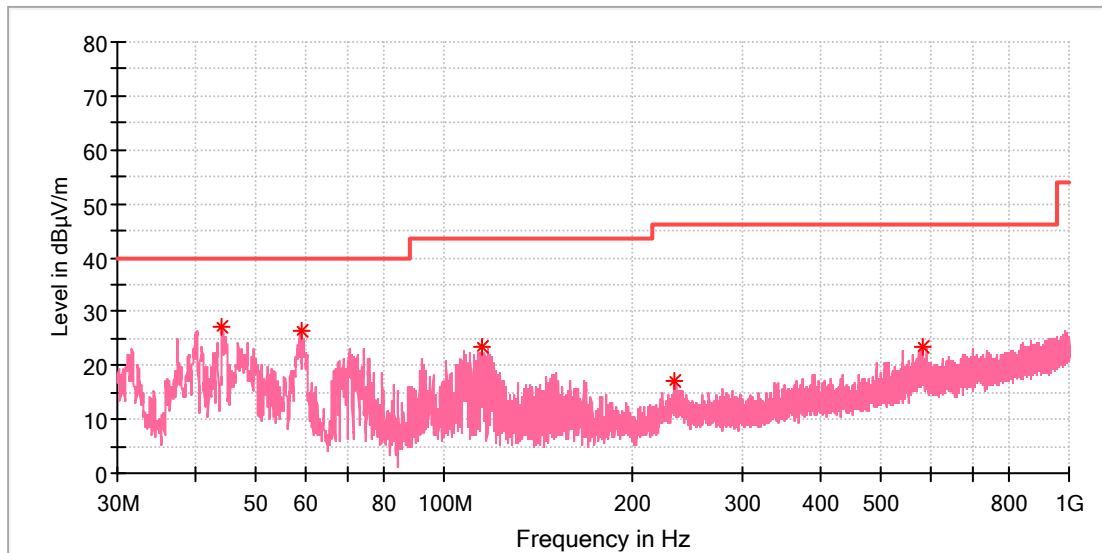


Critical Freqs

Frequency (MHz)	MaxPeak (dBµV/m)	Limit (dBµV/m)	Margin (dB)	Height (cm)	Pol	Azimuth (deg)	Corr. (dB/m)
44.512692	16.04	40.00	23.96	100.0	H	37.0	-19.2
75.963077	16.81	40.00	23.19	100.0	H	354.0	-23.7
167.814615	21.29	43.50	22.21	100.0	H	260.0	-21.7
354.726154	28.43	46.00	17.57	100.0	H	21.0	-15.1
576.333846	22.87	46.00	23.13	100.0	H	336.0	-10.6
998.097308	26.45	54.00	27.55	100.0	H	21.0	-4.1

EUT Information

EUT Name:	Bluetooth Speaker
Model:	PARTYBOX CLUB 120G
Test Mode:	BR_DH5_Mid channel
Order No/Sample No:	168450029/A003595895
Test Voltage:::	120V/60Hz
Remark:	Temp 22 Humi:55%
Test Standard:	FCC 15.247
Tested By:	Kei Zhang
Reviewed By:	Terry Yin



Critical Freqs

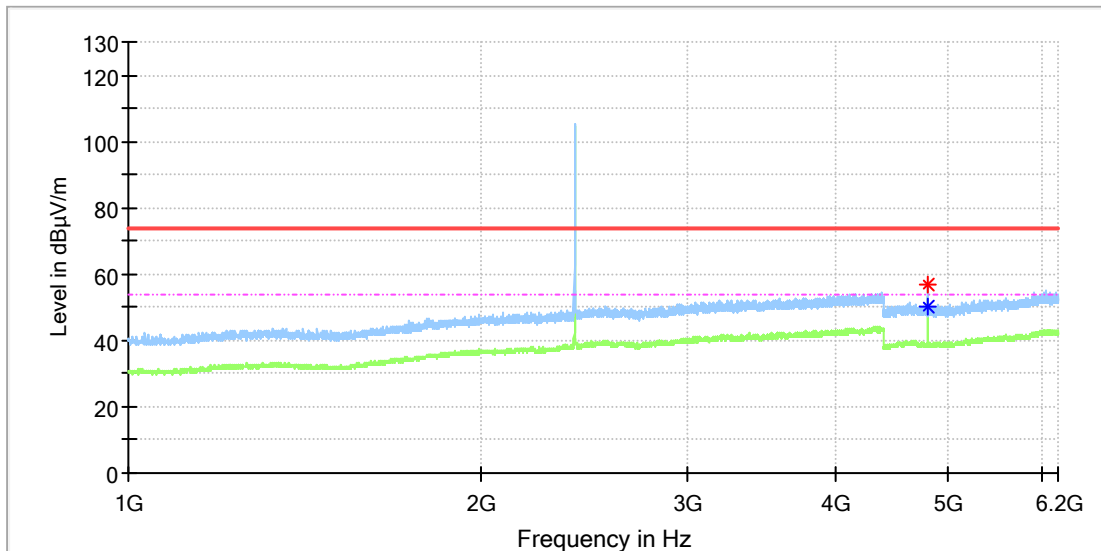
Frequency (MHz)	MaxPeak (dBµV/m)	Limit (dBµV/m)	Margin (dB)	Height (cm)	Pol	Azimuth (deg)	Corr. (dB/m)
44.139615	27.34	40.00	12.66	100.0	V	75.0	-19.3
58.950769	26.59	40.00	13.41	100.0	V	18.0	-19.2
115.248077	23.54	43.50	19.96	100.0	V	339.0	-20.1
234.296923	17.14	46.00	28.86	100.0	V	142.0	-18.2
584.578846	23.55	46.00	22.45	100.0	V	356.0	-10.5

1GHz - 18GHz

Note: The highest waveform in the figure is Bluetooth Fundamental.

EUT Information

EUT Name:	Bluetooth Speaker
Model:	PARTYBOX CLUB 120G
Test Mode:	BR_DH5_Low channel
Order No/Sample No:	168450029/A003595895
Test Voltage:::	120V/60Hz
Remark:	Temp 22 Humi:55%
Test Standard:	FCC 15.247
Tested By:	Kei Zhang
Reviewed By:	Terry Yin

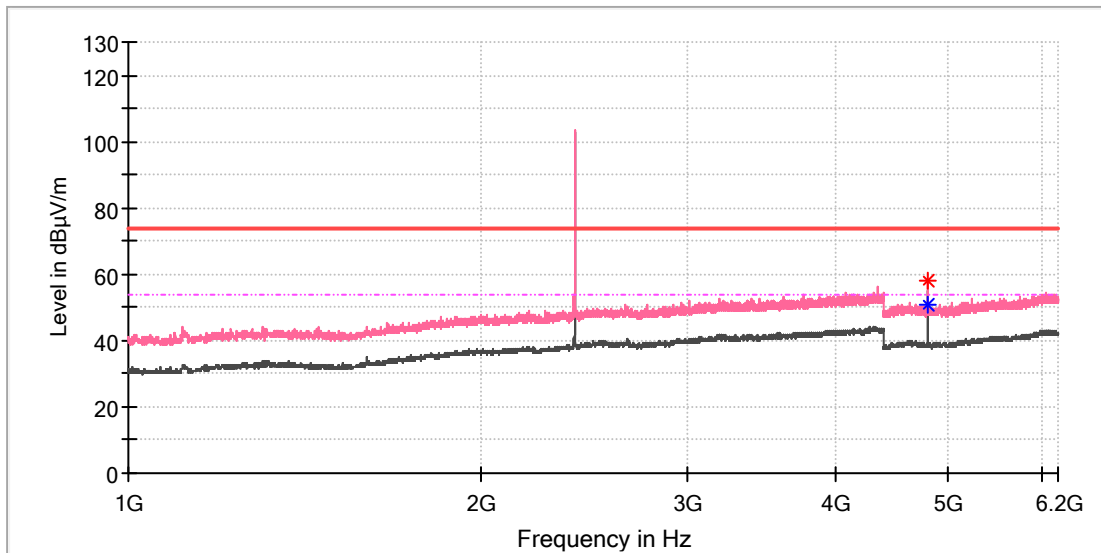


Critical Freqs

Frequency (MHz)	MaxPeak (dBµV/m)	Average (dBµV/m)	Limit (dBµV/m)	Margin (dB)	Height (cm)	Pol	Azimuth (deg)	Corr. (dB/m)
4803.500000	57.09	---	74.00	16.91	150.0	H	103.0	11.8
4804.500000	---	50.04	54.00	3.96	150.0	H	132.0	11.8

EUT Information

EUT Name:	Bluetooth Speaker
Model:	PARTYBOX CLUB 120G
Test Mode:	BR_DH5_Low channel
Order No/Sample No:	168450029/A003595895
Test Voltage:::	120V/60Hz
Remark:	Temp 22 Humi:55%
Test Standard:	FCC 15.247
Tested By:	Kei Zhang
Reviewed By:	Terry Yin

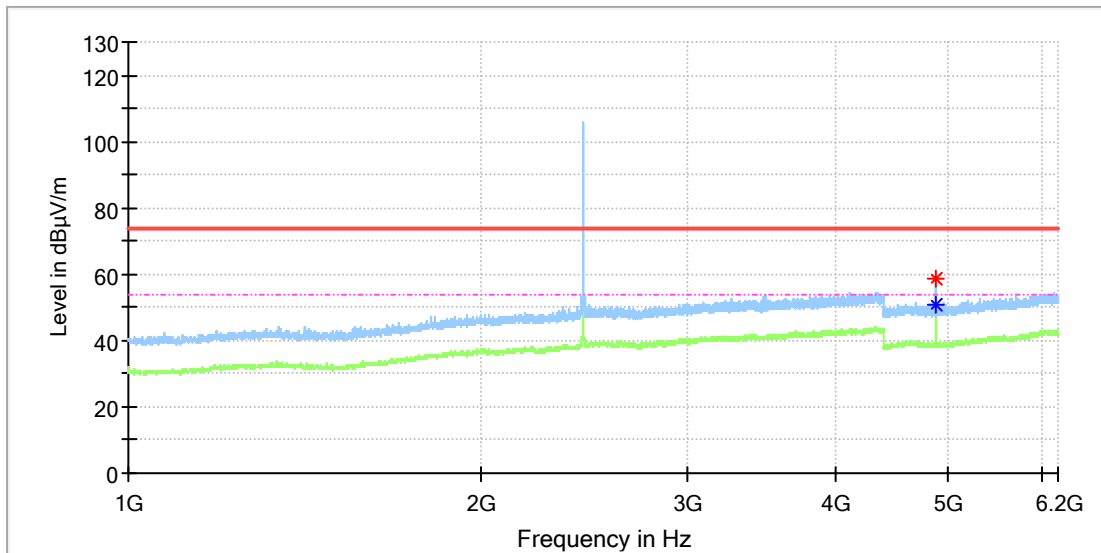


Critical Freqs

Frequency (MHz)	MaxPeak (dBµV/m)	Average (dBµV/m)	Limit (dBµV/m)	Margin (dB)	Height (cm)	Pol	Azimuth (deg)	Corr. (dB/m)
4804.500000	---	50.78	54.00	3.22	150.0	V	17.0	11.8
4804.500000	58.11	---	74.00	15.89	150.0	V	17.0	11.8

EUT Information

EUT Name:	Bluetooth Speaker
Model:	PARTYBOX CLUB 120G
Test Mode:	BR_DH5_Mid channel
Order No/Sample No:	168450029/A003595895
Test Voltage:::	120V/60Hz
Remark:	Temp 22 Humi:55%
Test Standard:	FCC 15.247
Tested By:	Kei Zhang
Reviewed By:	Terry Yin

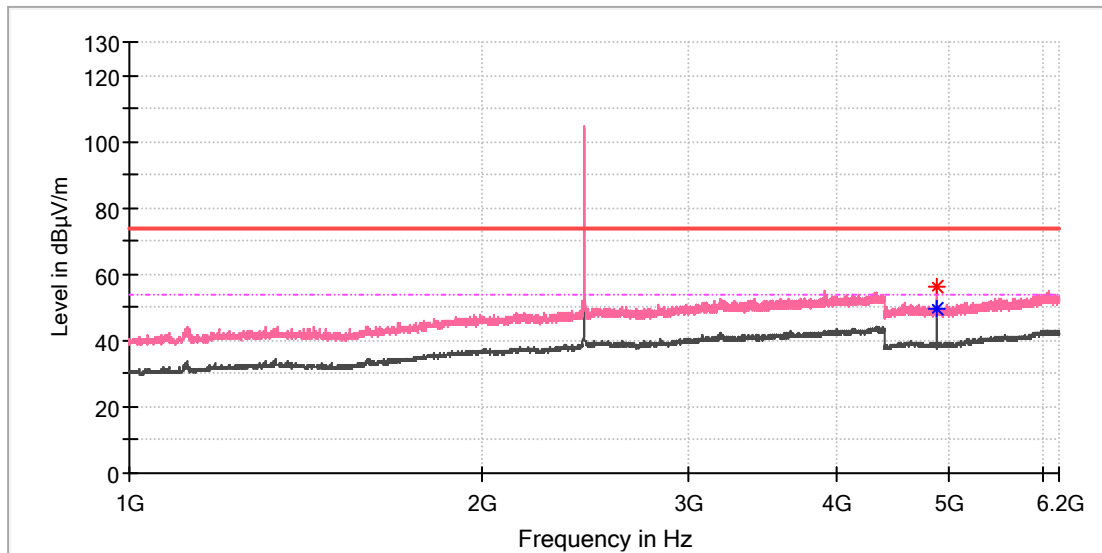


Critical Freqs

Frequency (MHz)	MaxPeak (dBµV/m)	Average (dBµV/m)	Limit (dBµV/m)	Margin (dB)	Height (cm)	Pol	Azimuth (deg)	Corr. (dB/m)
4882.000000	---	50.89	54.00	3.11	150.0	H	125.0	11.8
4882.000000	58.76	---	74.00	15.24	150.0	H	125.0	11.8

EUT Information

EUT Name:	Bluetooth Speaker
Model:	PARTYBOX CLUB 120G
Test Mode:	BR_DH5_Mid channel
Order No/Sample No:	168450029/A003595895
Test Voltage:::	120V/60Hz
Remark:	Temp 22 Humi:55%
Test Standard:	FCC 15.247
Tested By:	Kei Zhang
Reviewed By:	Terry Yin

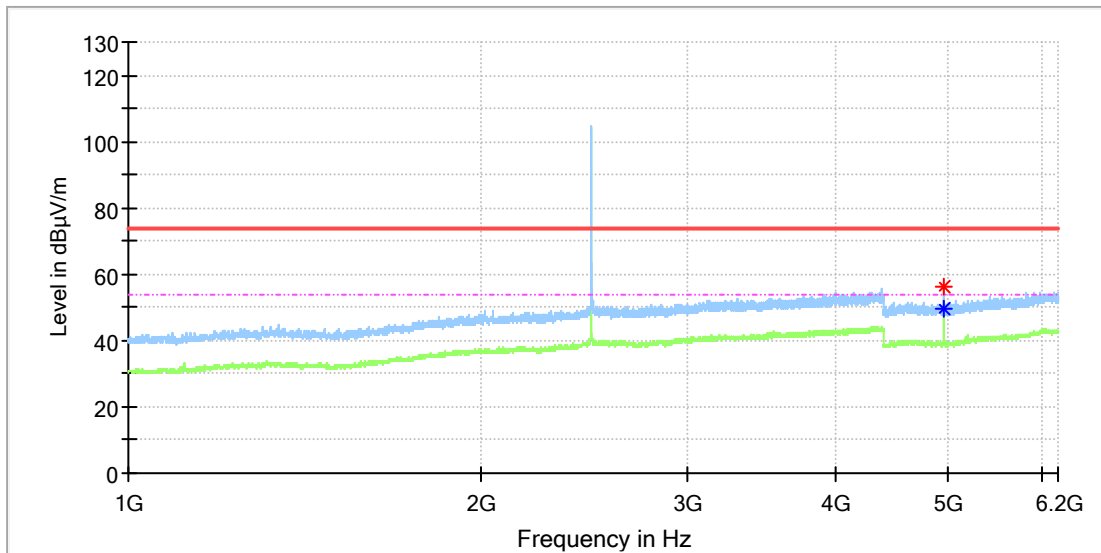


Critical Freqs

Frequency (MHz)	MaxPeak (dBµV/m)	Average (dBµV/m)	Limit (dBµV/m)	Margin (dB)	Height (cm)	Pol	Azimuth (deg)	Corr. (dB/m)
4881.500000	56.36	---	74.00	17.64	150.0	V	24.0	11.8
4882.000000	---	49.50	54.00	4.50	150.0	V	24.0	11.8

EUT Information

EUT Name:	Bluetooth Speaker
Model:	PARTYBOX CLUB 120G
Test Mode:	BR_DH5_High channel
Order No/Sample No:	168450029/A003595895
Test Voltage:::	120V/60Hz
Remark:	Temp 22 Humi:55%
Test Standard:	FCC 15.247
Tested By:	Kei Zhang
Reviewed By:	Terry Yin

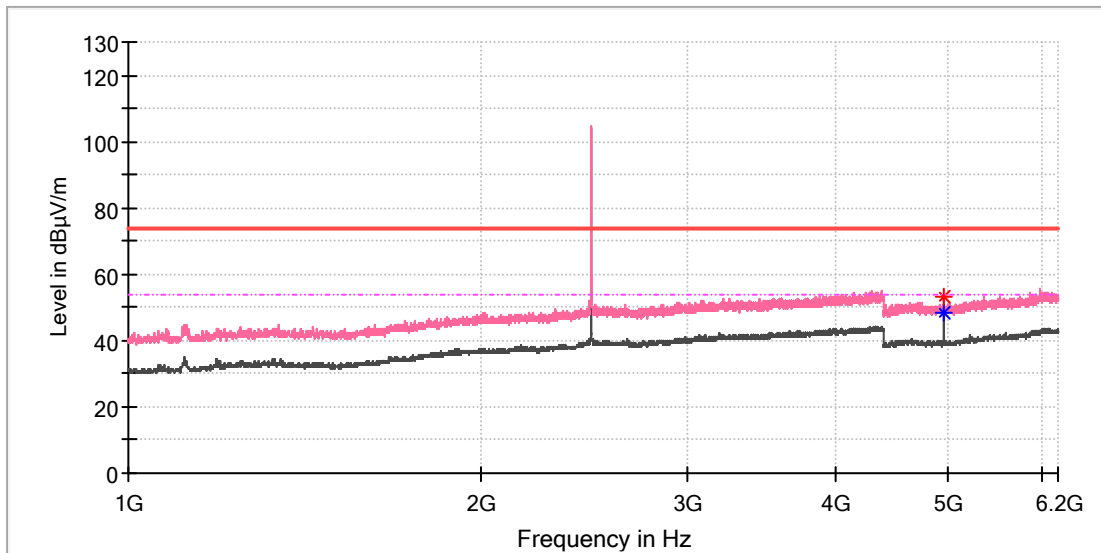


Critical Freqs

Frequency (MHz)	MaxPeak (dBµV/m)	Average (dBµV/m)	Limit (dBµV/m)	Margin (dB)	Height (cm)	Pol	Azimuth (deg)	Corr. (dB/m)
4959.500000	56.22	---	74.00	17.78	150.0	H	127.0	11.8
4960.500000	---	49.71	54.00	4.29	150.0	H	43.0	11.8

EUT Information

EUT Name:	Bluetooth Speaker
Model:	PARTYBOX CLUB 120G
Test Mode:	BR_DH5_High channel
Order No/Sample No:	168450029/A003595895
Test Voltage:::	120V/60Hz
Remark:	Temp 22 Humi:55%
Test Standard:	FCC 15.247
Tested By:	Kei Zhang
Reviewed By:	Terry Yin

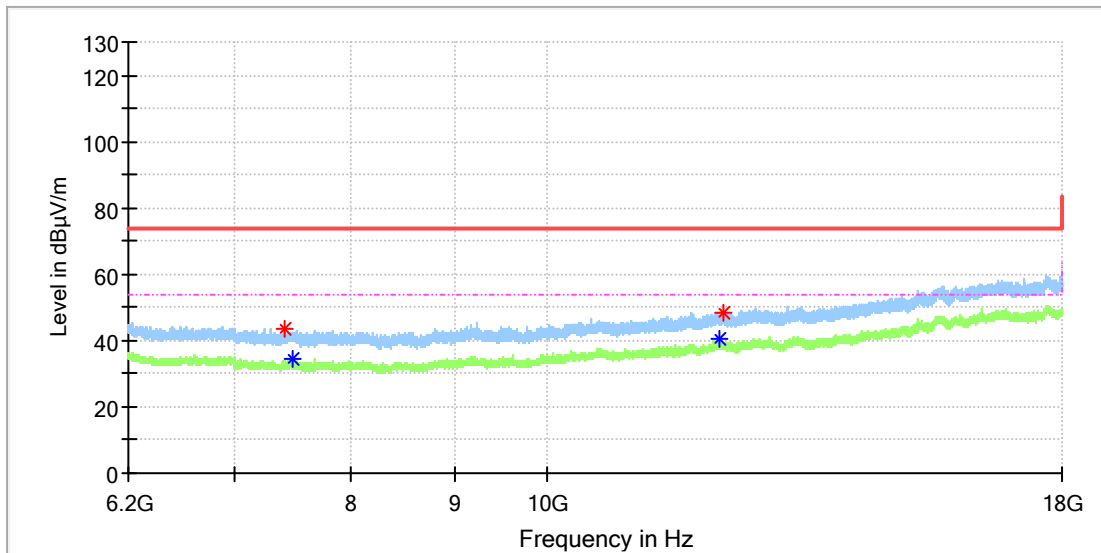


Critical Freqs

Frequency (MHz)	MaxPeak (dBµV/m)	Average (dBµV/m)	Limit (dBµV/m)	Margin (dB)	Height (cm)	Pol	Azimuth (deg)	Corr. (dB/m)
4959.500000	53.14	---	74.00	20.86	150.0	V	23.0	11.8
4960.000000	---	48.10	54.00	5.90	150.0	V	23.0	11.8

EUT Information

EUT Name:	Bluetooth Speaker
Model:	PARTYBOX CLUB 120G
Test Mode:	BR_DH5_Low channel
Order No/Sample No:	168450029/A003595895
Test Voltage:::	120V/60Hz
Remark:	Temp 22 Humi:55%
Test Standard:	FCC 15.247
Tested By:	Kei Zhang
Reviewed By:	Terry Yin

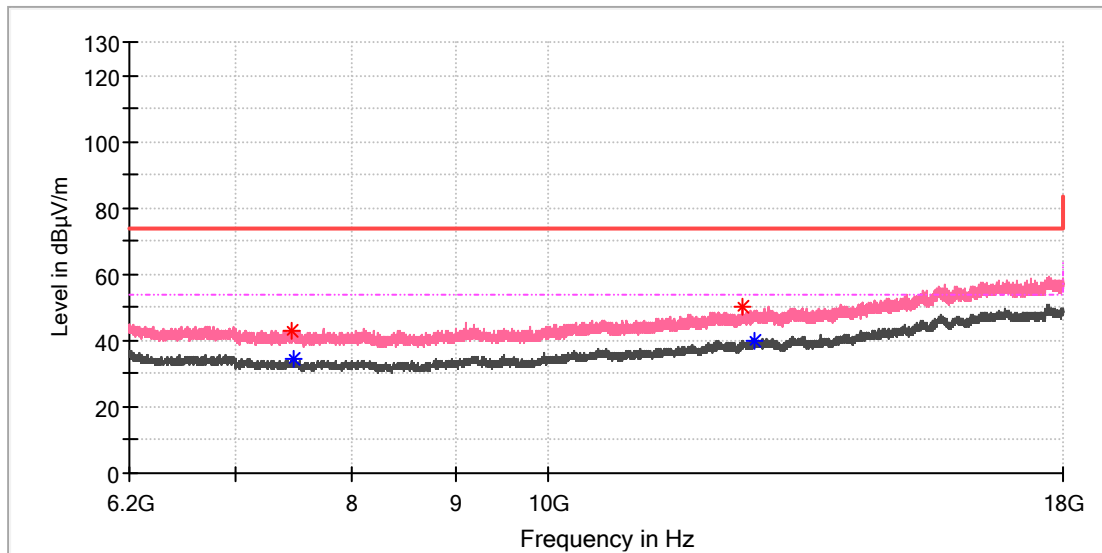


Critical Freqs

Frequency (MHz)	MaxPeak (dBµV/m)	Average (dBµV/m)	Limit (dBµV/m)	Margin (dB)	Height (cm)	Pol	Azimuth (deg)	Corr. (dB/m)
7409.500000	43.39	---	74.00	30.61	150.0	H	285.0	8.3
7471.941667	---	34.19	54.00	19.81	150.0	H	0.0	8.6
12181.125000	---	40.27	54.00	13.73	150.0	H	0.0	14.6
12216.525000	48.54	---	74.00	25.46	150.0	H	48.0	14.7

EUT Information

EUT Name:	Bluetooth Speaker
Model:	PARTYBOX CLUB 120G
Test Mode:	BR_DH5_Low channel
Order No/Sample No:	168450029/A003595895
Test Voltage:::	120V/60Hz
Remark:	Temp 22 Humi:55%
Test Standard:	FCC 15.247
Tested By:	Kei Zhang
Reviewed By:	Terry Yin

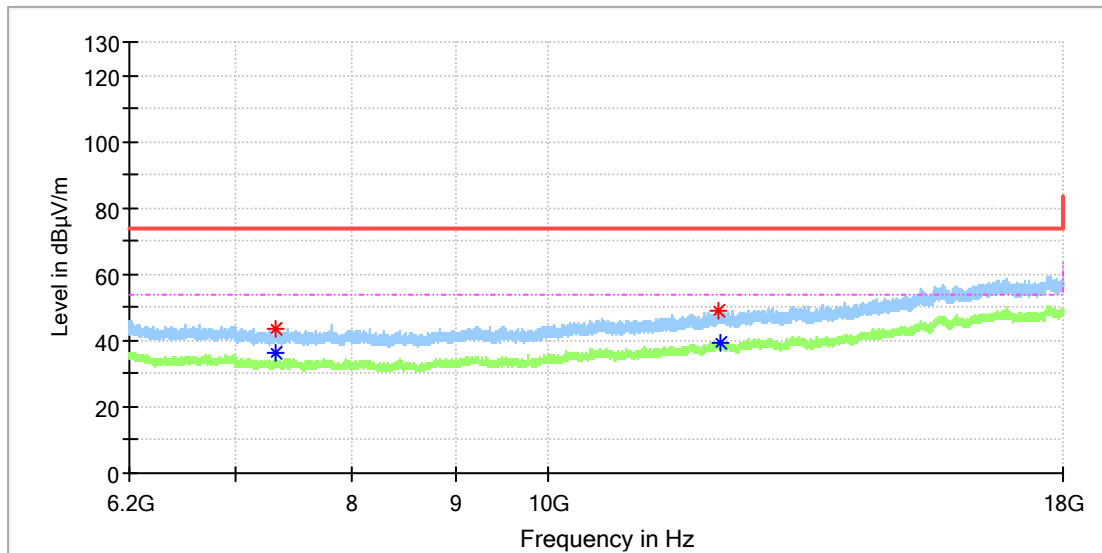


Critical Freqs

Frequency (MHz)	MaxPeak (dBµV/m)	Average (dBµV/m)	Limit (dBµV/m)	Margin (dB)	Height (cm)	Pol	Azimuth (deg)	Corr. (dB/m)
7463.091667	42.78	---	74.00	31.22	150.0	V	272.0	8.6
7472.925000	---	34.29	54.00	19.71	150.0	V	0.0	8.6
12478.091667	50.43	---	74.00	23.57	150.0	V	333.0	14.6
12664.925000	---	40.13	54.00	13.87	150.0	V	0.0	15.0

EUT Information

EUT Name:	Bluetooth Speaker
Model:	PARTYBOX CLUB 120G
Test Mode:	BR_DH5_Mid channel
Order No/Sample No:	168450029/A003595895
Test Voltage:::	120V/60Hz
Remark:	Temp 22 Humi:55%
Test Standard:	FCC 15.247
Tested By:	Kei Zhang
Reviewed By:	Terry Yin

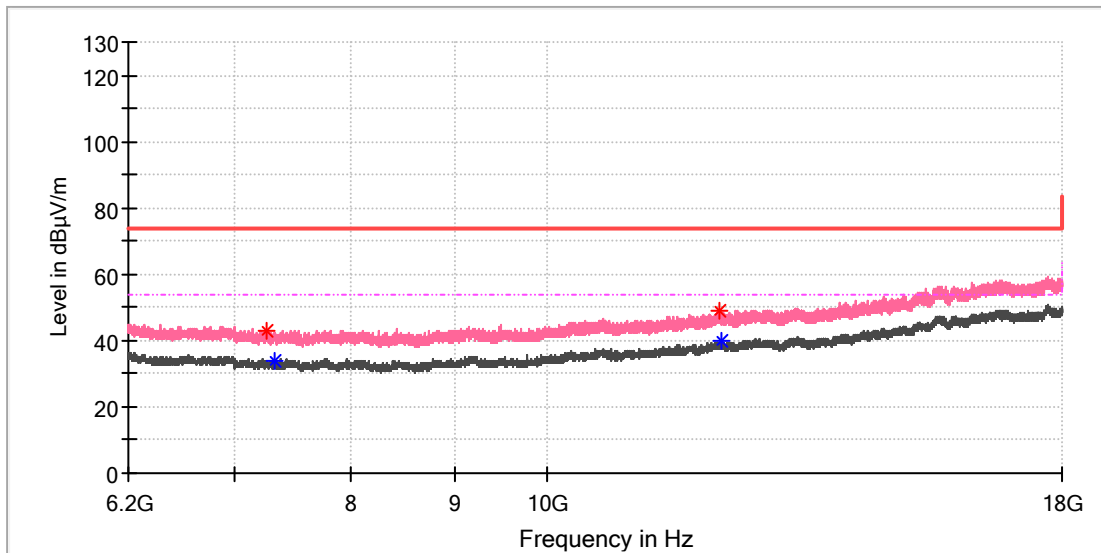


Critical Freqs

Frequency (MHz)	MaxPeak (dBµV/m)	Average (dBµV/m)	Limit (dBµV/m)	Margin (dB)	Height (cm)	Pol	Azimuth (deg)	Corr. (dB/m)
7322.475000	---	36.55	54.00	17.45	150.0	H	355.0	8.2
7322.966667	43.61	---	74.00	30.39	150.0	H	342.0	8.2
12140.316667	48.75	---	74.00	25.25	150.0	H	331.0	14.4
12178.666667	---	39.56	54.00	14.44	150.0	H	234.0	14.6

EUT Information

EUT Name:	Bluetooth Speaker
Model:	PARTYBOX CLUB 120G
Test Mode:	BR_DH5_Mid channel
Order No/Sample No:	168450029/A003595895
Test Voltage:::	120V/60Hz
Remark:	Temp 22 Humi:55%
Test Standard:	FCC 15.247
Tested By:	Kei Zhang
Reviewed By:	Terry Yin

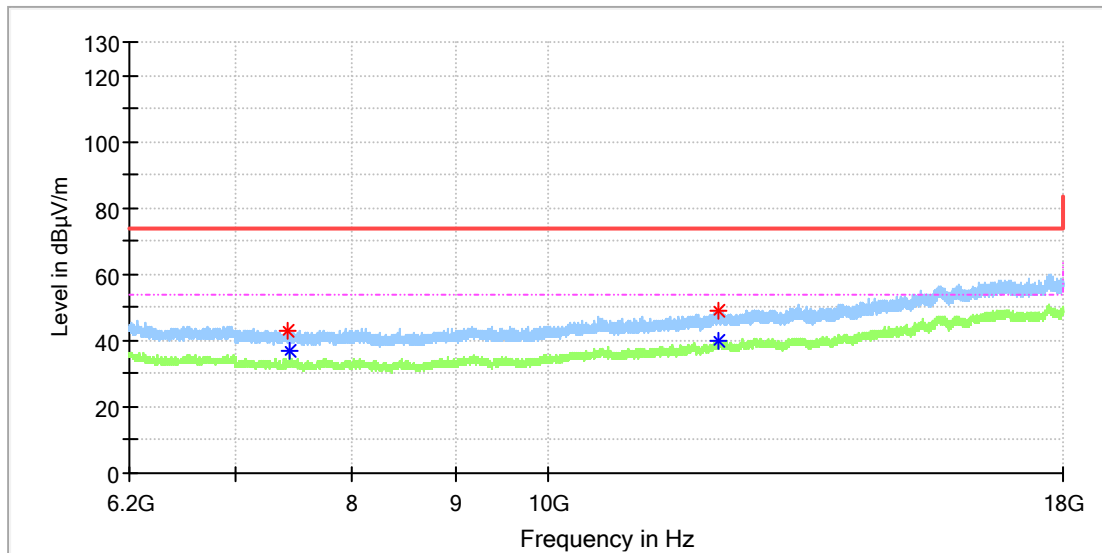


Critical Freqs

Frequency (MHz)	MaxPeak (dBµV/m)	Average (dBµV/m)	Limit (dBµV/m)	Margin (dB)	Height (cm)	Pol	Azimuth (deg)	Corr. (dB/m)
7262.983333	43.21	---	74.00	30.79	150.0	V	120.0	8.5
7322.475000	---	34.04	54.00	19.96	150.0	V	59.0	8.2
12172.275000	48.74	---	74.00	25.26	150.0	V	35.0	14.5
12212.591667	---	39.80	54.00	14.20	150.0	V	132.0	14.7

EUT Information

EUT Name:	Bluetooth Speaker
Model:	PARTYBOX CLUB 120G
Test Mode:	BR_DH5_High channel
Order No/Sample No:	168450029/A003595895
Test Voltage:::	120V/60Hz
Remark:	Temp 22 Humi:55%
Test Standard:	FCC 15.247
Tested By:	Kei Zhang
Reviewed By:	Terry Yin

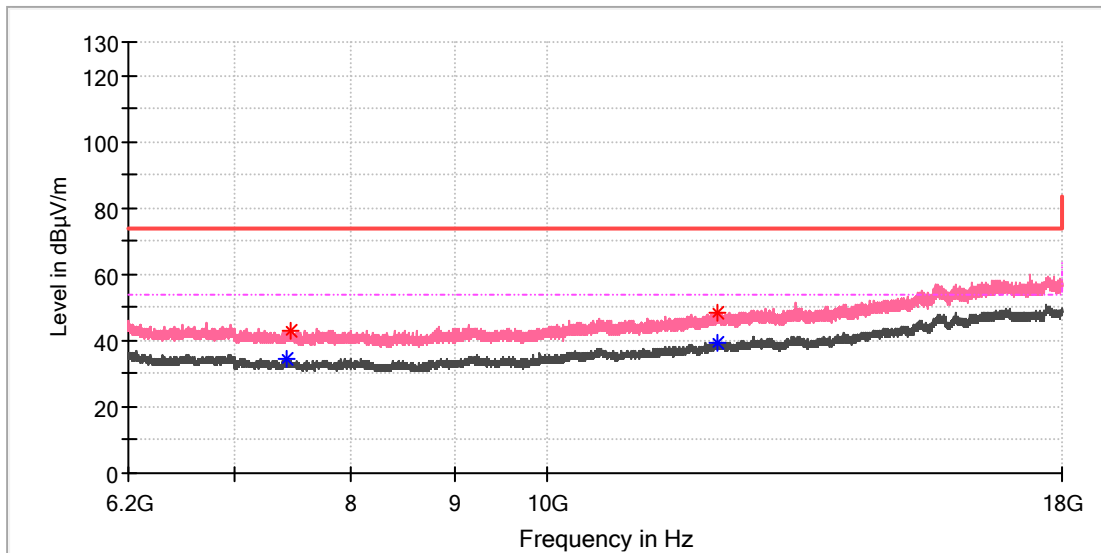


Critical Freqs

Frequency (MHz)	MaxPeak (dBµV/m)	Average (dBµV/m)	Limit (dBµV/m)	Margin (dB)	Height (cm)	Pol	Azimuth (deg)	Corr. (dB/m)
7421.300000	43.01	---	74.00	30.99	150.0	H	355.0	8.4
7439.983333	---	36.87	54.00	17.13	150.0	H	355.0	8.4
12136.875000	---	39.76	54.00	14.24	150.0	H	223.0	14.3
12157.033333	48.71	---	74.00	25.29	150.0	H	164.0	14.5

EUT Information

EUT Name:	Bluetooth Speaker
Model:	PARTYBOX CLUB 120G
Test Mode:	BR_DH5_High channel
Order No/Sample No:	168450029/A003595895
Test Voltage:::	120V/60Hz
Remark:	Temp 22 Humi:55%
Test Standard:	FCC 15.247
Tested By:	Kei Zhang
Reviewed By:	Terry Yin



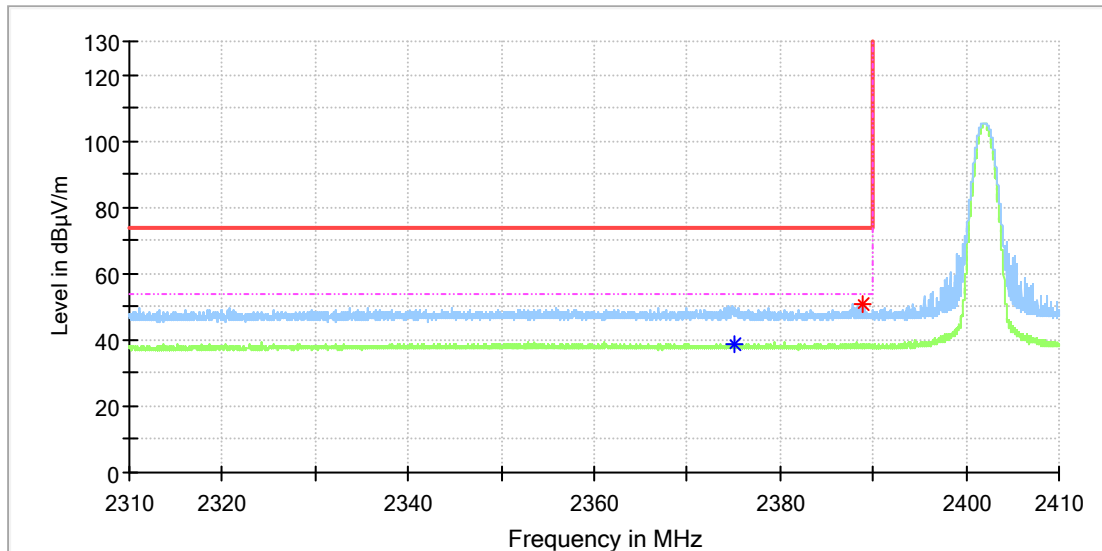
Critical Freqs

Frequency (MHz)	MaxPeak (dBµV/m)	Average (dBµV/m)	Limit (dBµV/m)	Margin (dB)	Height (cm)	Pol	Azimuth (deg)	Corr. (dB/m)
7435.066667	---	34.33	54.00	19.67	150.0	V	263.0	8.4
7461.125000	42.97	---	74.00	31.03	150.0	V	191.0	8.5
12139.825000	48.26	---	74.00	25.74	150.0	V	0.0	14.4
12144.250000	---	39.39	54.00	14.61	150.0	V	191.0	14.4

Appendix B.9: Test Results of Radiated Emissions in Restricted Bands

EUT Information

EUT Name:	Bluetooth Speaker
Model:	PARTYBOX CLUB 120G
Test Mode:	BR_DH5_Low channel
Order No./Sample No:	168450029/A003595895
Test Voltage::	120V/60Hz
Remark:	Temp 22 Humi:55%
Test Standard:	FCC 15.247
Tested By:	Kei Zhang
Reviewed By:	Terry Yin

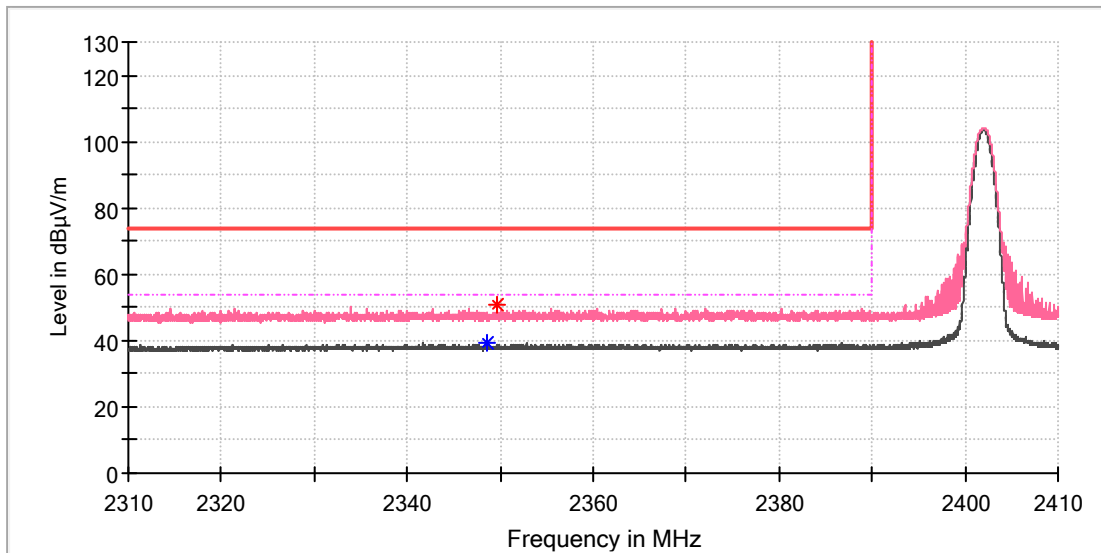


Critical_Freqs

Frequency (MHz)	MaxPeak (dBµV/m)	Average (dBµV/m)	Limit (dBµV/m)	Margin (dB)	Height (cm)	Pol	Azimuth (deg)	Corr. (dB/m)
2375.044118	---	38.91	54.00	15.09	150.0	H	43.0	6.9
2388.808824	50.64	---	74.00	23.36	150.0	H	275.0	7.0

EUT Information

EUT Name:	Bluetooth Speaker
Model:	PARTYBOX CLUB 120G
Test Mode:	BR_DH5_Low channel
Order No/Sample No:	168450029/A003595895
Test Voltage:::	120V/60Hz
Remark:	Temp 22 Humi:55%
Test Standard:	FCC 15.247
Tested By:	Kei Zhang
Reviewed By:	Terry Yin

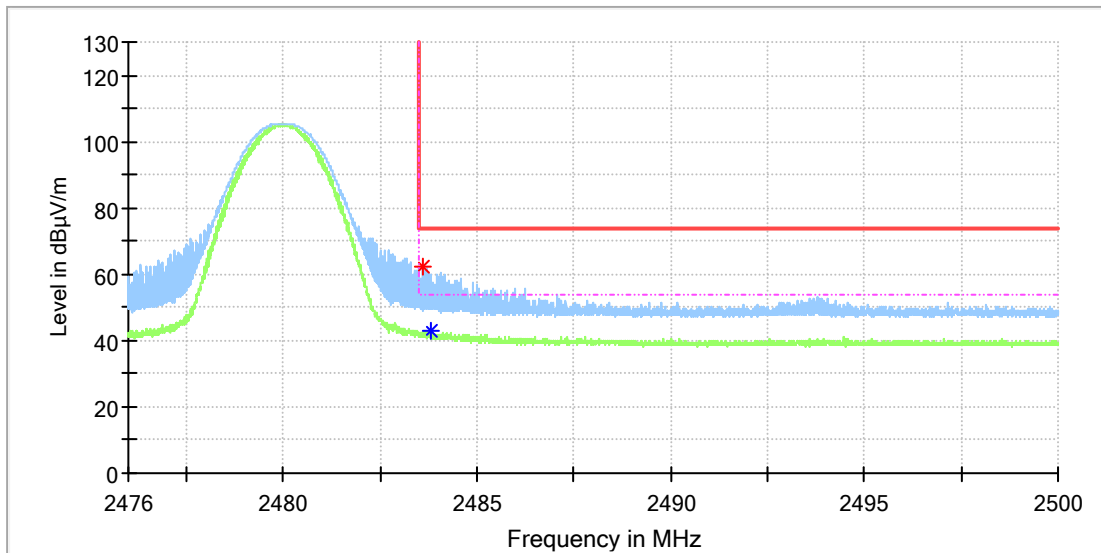


Critical Freqs

Frequency (MHz)	MaxPeak (dBµV/m)	Average (dBµV/m)	Limit (dBµV/m)	Margin (dB)	Height (cm)	Pol	Azimuth (deg)	Corr. (dB/m)
2348.514706	---	39.29	54.00	14.71	150.0	V	332.0	6.9
2349.676471	50.59	---	74.00	23.41	150.0	V	140.0	6.9

EUT Information

EUT Name:	Bluetooth Speaker
Model:	PARTYBOX CLUB 120G
Test Mode:	BR_DH5_High channel
Order No/Sample No:	168450029/A003595895
Test Voltage:::	120V/60Hz
Remark:	Temp 22 Humi:55%
Test Standard:	FCC 15.247
Tested By:	Kei Zhang
Reviewed By:	Terry Yin

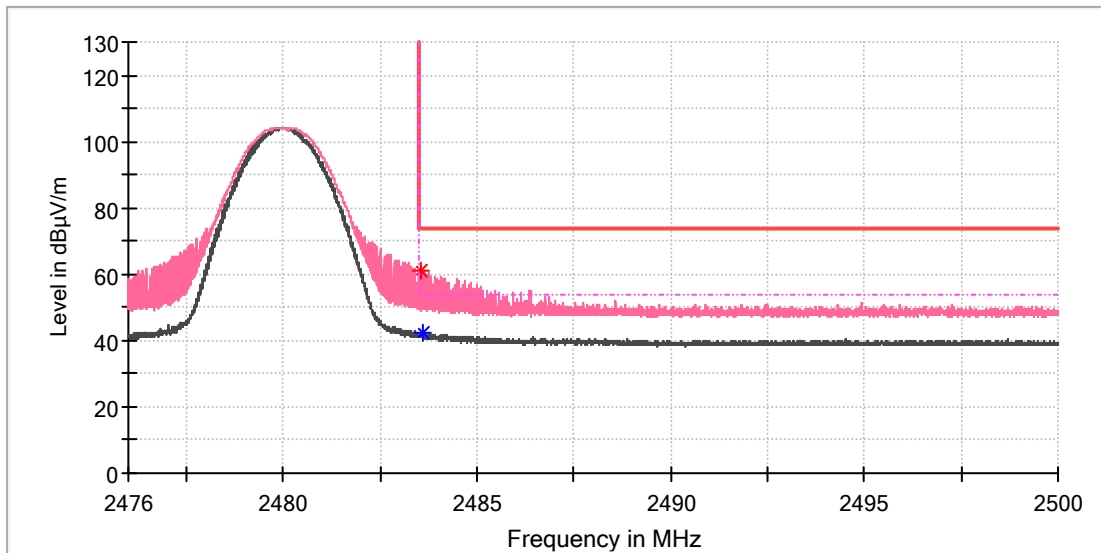


Critical Freqs

Frequency (MHz)	MaxPeak (dBµV/m)	Average (dBµV/m)	Limit (dBµV/m)	Margin (dB)	Height (cm)	Pol	Azimuth (deg)	Corr. (dB/m)
2483.609412	62.44	---	74.00	11.56	150.0	H	95.0	7.4
2483.824706	---	42.97	54.00	11.03	150.0	H	326.0	7.4

EUT Information

EUT Name:	Bluetooth Speaker
Model:	PARTYBOX CLUB 120G
Test Mode:	BR_DH5_High channel
Order No/Sample No:	168450029/A003595895
Test Voltage:::	120V/60Hz
Remark:	Temp 22 Humi:55%
Test Standard:	FCC 15.247
Tested By:	Kei Zhang
Reviewed By:	Terry Yin



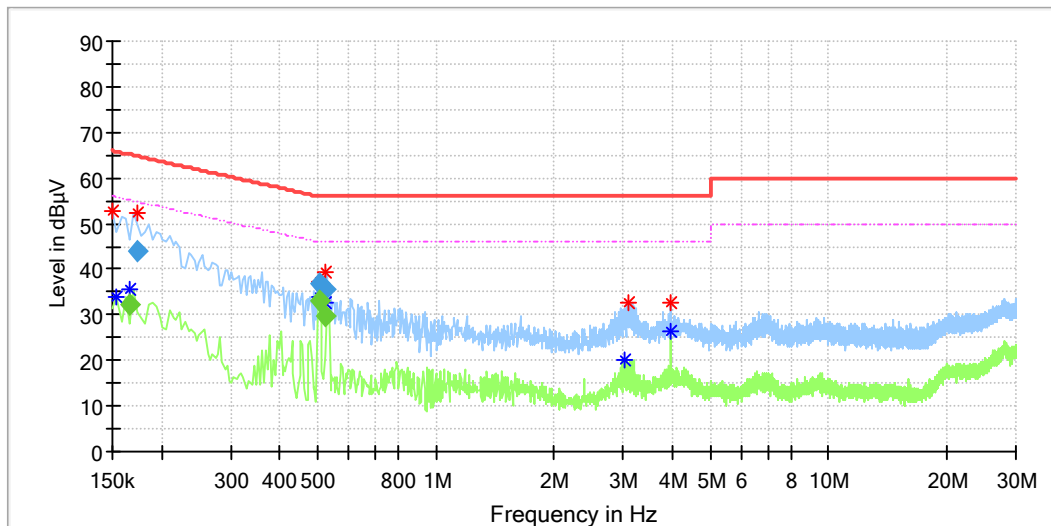
Critical Freqs

Frequency (MHz)	MaxPeak (dBµV/m)	Average (dBµV/m)	Limit (dBµV/m)	Margin (dB)	Height (cm)	Pol	Azimuth (deg)	Corr. (dB/m)
2483.567059	60.95	---	74.00	13.05	150.0	V	1.0	7.4
2483.620000	---	42.48	54.00	11.52	150.0	V	253.0	7.4

Appendix B.10: Test Results of Conducted Emissions

EUT Information

EUT Name:	Bluetooth Speaker
Order Number:	168450029
Model:	PARTYBOX CLUB 120G
Test Mode:	Bluetooth Play
Test Voltage:	AC 120V/60Hz
Test Standard:	FCC Part 15B
Test By:/Review By:	Soloman Wu/ Gary Chen
Tem./Hum./Pressure:	23.6°C/52.2%/101kPa
Remark:	SR2



Critical Freqs

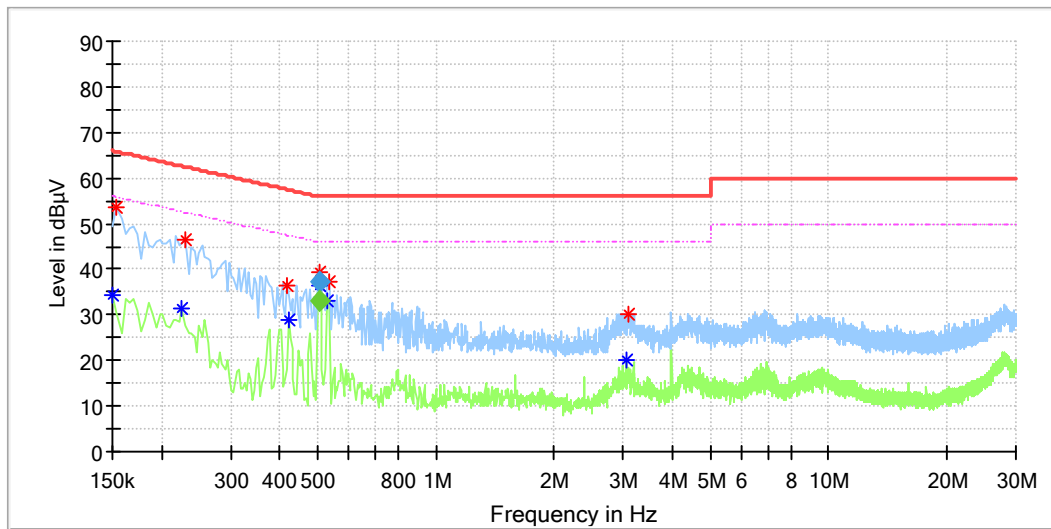
Frequency (MHz)	MaxPeak (dBµV)	Average (dBµV)	Limit (dBµV)	Margin (dB)	Line	Corr. (dB)
0.150000	52.66	---	66.00	13.34	L1	9.9
0.154000	---	33.91	55.78	21.87	L1	9.9
0.165500	---	35.68	54.96	19.28	L1	9.9
0.174500	52.50	---	64.96	12.46	L1	9.9
0.506500	---	34.06	46.00	11.94	L1	10.0
0.506500	37.11	---	56.00	18.89	L1	10.0
0.525500	---	32.76	46.00	13.24	L1	10.0
0.525500	39.23	---	56.00	16.77	L1	10.0
3.026000	---	19.99	46.00	26.01	L1	10.2
3.086000	32.75	---	56.00	23.25	L1	10.2
3.978000	---	26.25	46.00	19.75	L1	10.2
3.978000	32.85	---	56.00	23.15	L1	10.2

Final Result

Frequency (MHz)	QuasiPeak (dBµV)	Average (dBµV)	Limit (dBµV)	Margin (dB)	Meas. Time (ms)	Bandwidth (kHz)	Line	Corr. (dB)
0.165500	---	32.37	55.18	22.81	1000.0	9.000	L1	9.9
0.174500	44.13	---	64.74	20.61	1000.0	9.000	L1	9.9
0.506500	---	32.94	46.00	13.06	1000.0	9.000	L1	10.0
0.506500	36.68	---	56.00	19.32	1000.0	9.000	L1	10.0
0.525500	---	29.84	46.00	16.16	1000.0	9.000	L1	10.0
0.525500	35.46	---	56.00	20.54	1000.0	9.000	L1	10.0

EUT Information

EUT Name:	Bluetooth Speaker
Order Number:	168450029
Model:	PARTYBOX CLUB 120G
Test Mode:	Bluetooth Play
Test Voltage:	AC 120V/60Hz
Test Standard:	FCC Part 15B
Test By:/Review By:	Soloman Wu/ Gary Chen
Tem./Hum./Pressure:	23.6°C/52.2%/101kPa
Remark:	SR2



Critical Freqs

Frequency (MHz)	MaxPeak (dBµV)	Average (dBµV)	Limit (dBµV)	Margin (dB)	Line	Corr. (dB)
0.150000	---	34.34	56.00	21.66	N	9.8
0.154000	53.53	---	65.78	12.25	N	9.8
0.226000	---	31.34	52.60	21.25	N	9.8
0.230000	46.43	---	62.45	16.02	N	9.8
0.418000	36.27	---	57.49	21.22	N	9.8
0.422000	---	28.69	47.41	18.72	N	9.8
0.505500	39.22	---	56.00	16.78	N	9.8
0.505500	---	36.37	46.00	9.63	N	9.8
0.530000	---	33.13	46.00	12.87	N	9.8
0.534000	37.32	---	56.00	18.68	N	9.8
3.042000	---	20.23	46.00	25.77	N	9.9
3.082000	30.25	---	56.00	25.75	N	9.9

Final Result

Frequency (MHz)	QuasiPeak (dBµV)	Average (dBµV)	Limit (dBµV)	Margin (dB)	Meas. Time (ms)	Bandwidth (kHz)	Line	Corr. (dB)
0.505500	---	33.26	46.00	12.74	1000.0	9.000	N	9.8
0.505500	37.34	---	56.00	18.66	1000.0	9.000	N	9.8