

JR470 BT Antenna report

Applicant	Tonly Technology Co., Ltd.
Address	Section 37, Zhongkai High-tech Development Zone, Huizhou City, Guangdong Province, 516006 China

Manufacturer or Supplier	Tonly Technology Co., Ltd.
Address	Section 37, Zhongkai High-tech Development Zone, Huizhou City, Guangdong Province, 516006 China
Product	PCB
Brand Name	Tonly
Model	JR470
Max. Peak Gain	3.36dBi
Date of tests	2024-4-17

Tested by gan. zhou

周赣

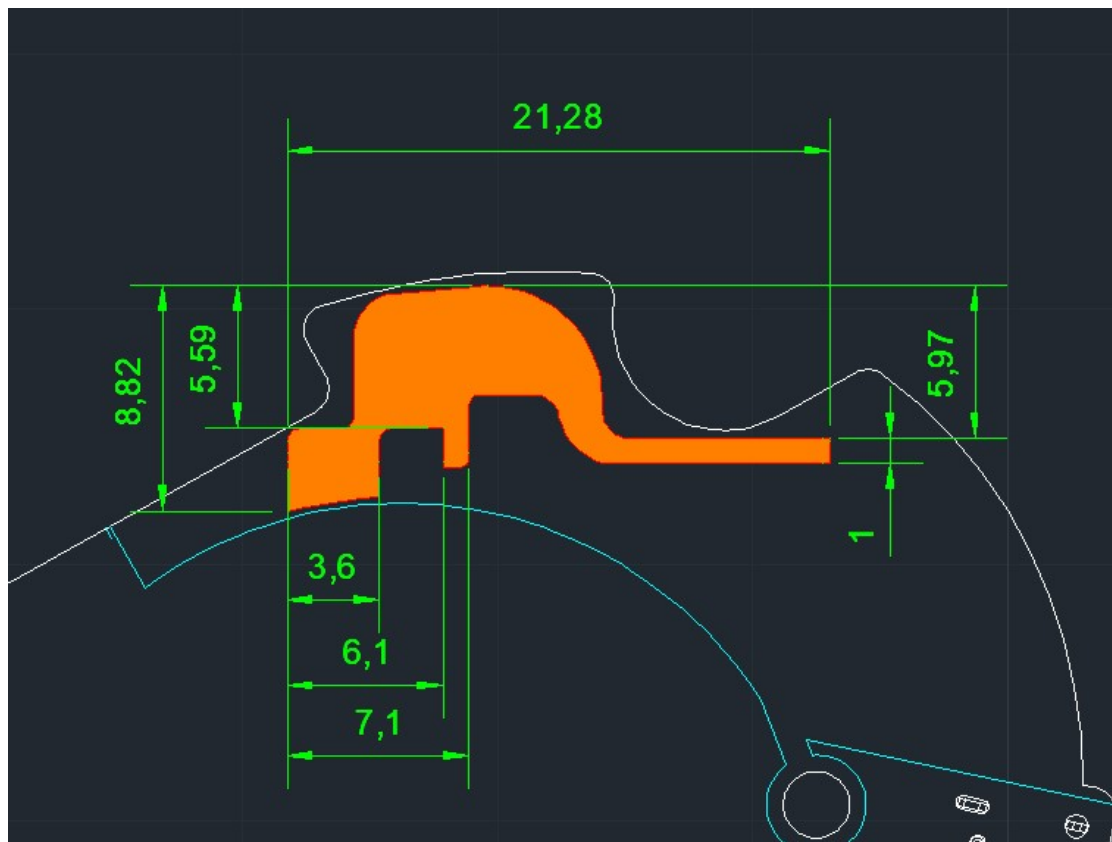
1. Test standard

Name	Parameter	Method	Standard no.
Antenna performance	Radiation efficiency	IEEE Standard Test Procedures for Antennas	ANSI/IEEE Std 149-1979

2. Equipment list

Equipment	Manufacturer	Model No	Serial No.	Last Cal.	Due Date
Network Analyzer	Agilent	E5071C	MY46630767	2023.4.27	2024.4.26
Microwave chamber	GTS	GTS Maxsign-Dart7000		2023.4.27	2024.4.26
Turn table	GTS	Dart-700 turn table		2023.4.27	2024.4.26
turn table controller	GTS	Dart-700 turn table controller		2023.4.27	2024.4.26
Broad-Band Horn Antenna	GTS	AT-6000	MA-D0460	2023.4.27	2024.4.26
Test Software	GTS	Libra Version-3.0.3.1		2023.4.27	2024.4.26


3. Antenna Size (mm)



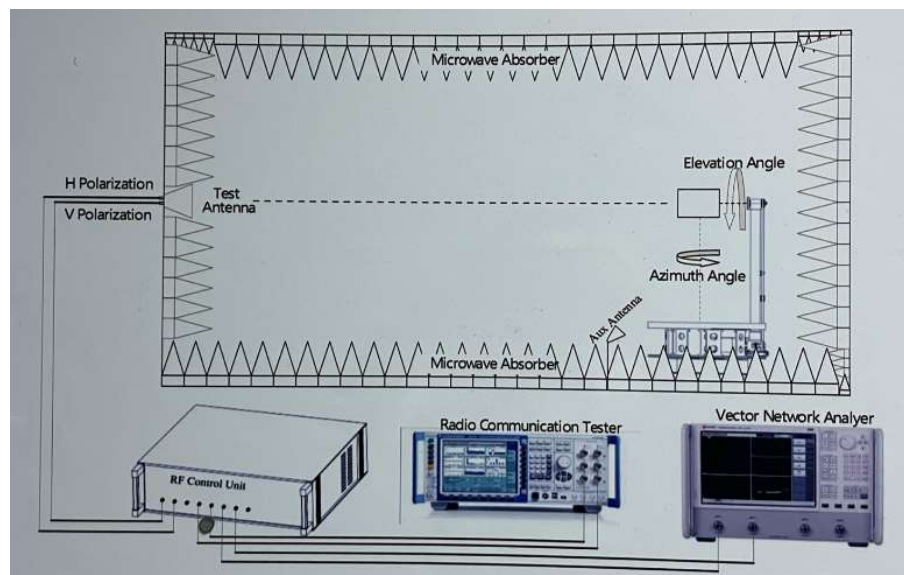
4. Antenna photo (Please refer to Antenna photos document)



5. Test setup photo (Please refer to Antenna photos document)



6. Test configuration diagram



Test step flow:

- 1) Maintain the test ambient temperature of 23 ± 2 C, the instrument is powered on and preheated for more than 30 minutes;
- 2) Turn on the darkroom power supply, connect the test cable, and set up the sample according to the standard;

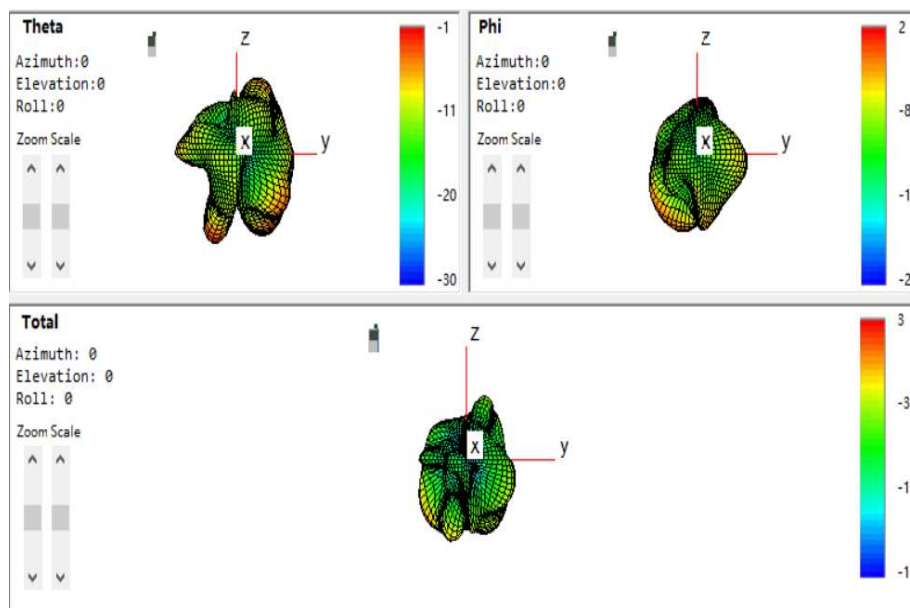
3) Outline sets the test content objectives and conducts calibration tests;

4) Run the software, when the test is completed, export the corresponding test diagram and test data, and save to the corresponding directory.

7. Antenna gain (head model)

Freq (MHz)	Efficiency (%)	Gain (dBi)
2400	39.77	2.97
2410	42.56	3.3
2420	41.9	3.34
2430	41.71	3.36
2440	39.32	3.13
2450	37.22	2.9
2460	37.72	2.87
2470	39.55	2.92
2480	40.96	2.96
2490	43.57	3.11
2500	40.91	2.65

8. Antenna test data (3D)



8. Antenna test data (2D)

