

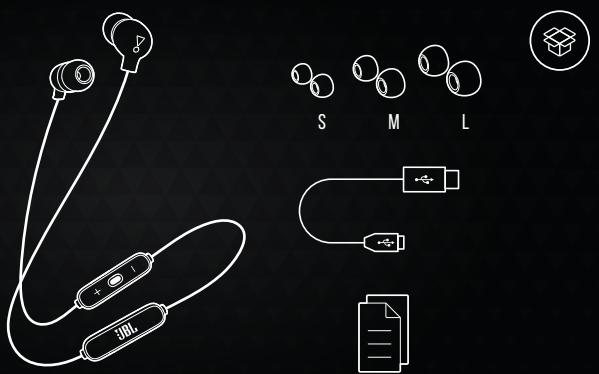
QUICK START GUIDE



TUNE115BT



WHAT'S IN THE BOX

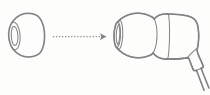


HOW TO WEAR

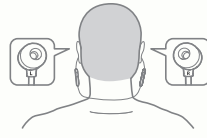
1. SELECT THE RIGHT EAR TIPS
MIX AND MATCH FOR A PERFECT FIT AND AUDIO PERFORMANCE



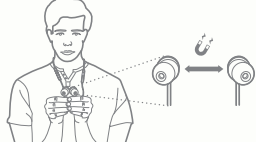
2. ATTACH EAR TIP




3. WEAR BEHIND THE NECK



4. USE THE MAGNETS



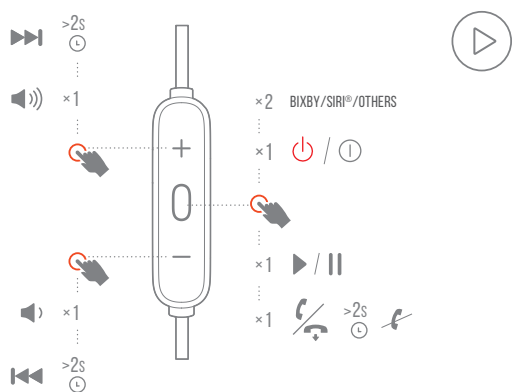
POWER ON & CONNECT



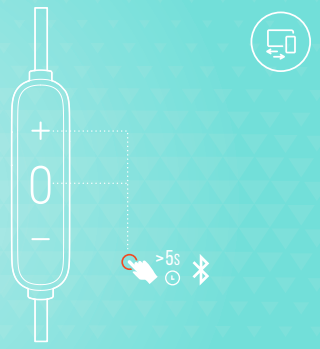
POWER ON AND ENTER PAIRING MODE AUTOMATICALLY

CHOOSE "JBL TUNE115BT" TO CONNECT

BUTTON COMMAND



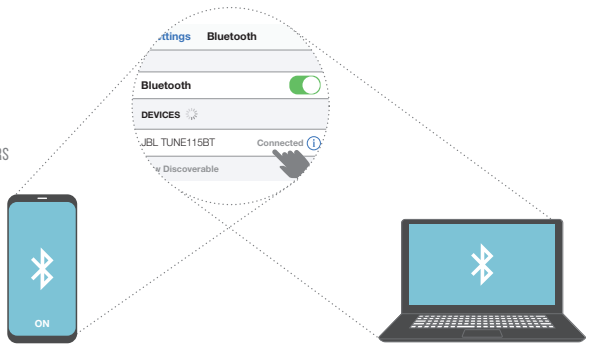
MULTI-POINT CONNECTION



* (MAXIMUM 2 DEVICES)

ENTER PAIRING MODE WITH THE 2ND DEVICE

- 1 TO SWITCH MUSIC SOURCE, PAUSE THE MUSIC ON THE CURRENT DEVICE AND SELECT PLAY ON THE 2ND DEVICE.
- 2 PHONE CALL WILL ALWAYS TAKE PRIORITY.
- 3 IF ONE DEVICE GOES OUT OF BLUETOOTH RANGE OR POWERS OFF, YOU MAY NEED TO MANUALLY RECONNECT THE REMAINING DEVICE.
- 4 SELECT "FORGET THIS DEVICE" ON YOUR BLUETOOTH DEVICES TO DISCONNECT MULTI-POINT.

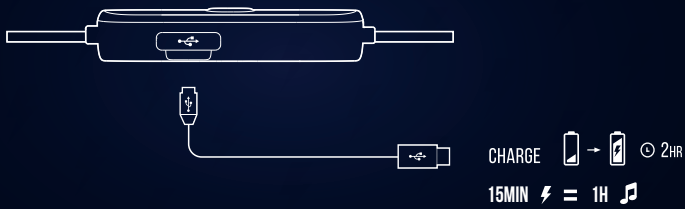


1ST BLUETOOTH DEVICE

CHOOSE "JBL TUNE115BT" TO CONNECT

2ND BLUETOOTH DEVICE

CHARGING



LED BEHAVIORS

☀ ×2	🔌	POWER ON / POWER OFF
•	📶	NO DEVICE CONNECTED
☀	📶	BT CONNECTING
•	📶	BT CONNECTED
☀	🔋	LOW BATTERY
•	🔋	CHARGING
•	🔋	FULLY CHARGED



TECH SPEC

DRIVER SIZE:	8.6 MM DYNAMIC DRIVER
FREQUENCY RESPONSE:	20 HZ – 20 KHZ
SENSITIVITY:	102DB SPL@1KHZ 1MW
MICROPHONE SENSITIVITY:	-25DBV/PA @1KHZ
IMPEDANCE:	16 OHM
BLUETOOTH TRANSMITTED POWER:	0-4 DBM
BLUETOOTH TRANSMITTED MODULATION:	GFSK/DPSSK/8DPSK
BLUETOOTH FREQUENCY :	2.402 GHZ - 2.480 GHZ
BLUETOOTH PROFILE VERSION:	HFP V1.6,HSP V1.2,VRCP V1.5, A2DP V1.2
BLUETOOTH VERSION:	4.2
HEADSET BATTERY TYPE:	LITHIUM-ION BATTERY (3.7 V/160 MAH)
POWER SUPPLY:	5 V --- 1 A
CHARGING TIME:	<2 HRS
MUSIC PLAYTIME WITH BT ON:	>8 HRS
WEIGHT:	19.02 G

