






Appendix A


Photo

Sample	
Front view	Rear view
	

Test position L ear	
Cochlea side (0mm)	Back side (0mm)
	
Left Side (0mm)	Right Side (0mm)




<p>Test position R ear</p>	
<p>Cochlea side (0mm)</p>	<p>Back side (0mm)</p>



Left Side (0mm)




Right Side (0mm)



Top Side (0mm)



Bottom Side (0mm)



Antenna location diagram

