

FCC AND IC CERTIFICATION TEST REPORT

FOR

Applicant	:	Harman International Industries, Inc.
Address	:	8500 Balboa Boulevard, Northridge, CA 91329, UNITED STATES
Equipment under Test	:	WIRELESS SPEAKER
Model No.	:	LINK PORTABLE
Trade Mark	:	JBL
FCC ID	:	APIJBLLINKPORT
IC	:	6132A-JBLLINKPORT
Manufacturer	:	Harman International Industries, Inc.
Address	:	8500 Balboa Boulevard, Northridge, CA 91329, UNITED STATES

Issued By: Dongguan Dongdian Testing Service Co., Ltd.

Add: No. 17, Zongbu Road 2, Songshan Lake Sci&Tech, Industry Park,
Dongguan City, Guangdong Province, China, 523808

Tel: +86-0769-38826678, **E-mail:** ddt@dgddt.com, <http://www.dgddt.com>

TABLE OF CONTENTS

	Test report declares.....	4
1.	Summary of test results.....	6
2.	General test information	7
2.1.	Description of EUT	7
2.2.	Accessories of EUT.....	7
2.3.	Assistant equipment used for test.....	8
2.4.	Block diagram of EUT configuration for test	8
2.5.	Deviations of test standard.....	10
2.6.	Test environment conditions.....	10
2.7.	Test laboratory	11
2.8.	Measurement uncertainty.....	11
3.	Equipment used during test.....	12
4.	26dB Bandwidth, 6dB Bandwidth and 99% Bandwidth.....	13
4.1.	Block diagram of test setup.....	13
4.2.	Limits	13
4.3.	Test Procedure	13
4.4.	Test Result.....	14
4.5.	Original test data.....	17
5.	Maximum Output Power.....	57
5.1.	Block diagram of test setup.....	57
5.2.	Limits	57
5.3.	Test Procedure	57
5.4.	Test Result.....	57
6.	Power Spectral Density	101
6.1.	Block diagram of test setup.....	101
6.2.	Limits	101
6.3.	Test Procedure	101
6.4.	Test Result.....	102
6.5.	Original test data.....	105
7.	Frequency Stability Measurement	145
7.1.	Limit of Frequency Stability.....	145
7.2.	Measuring Instruments	145
7.3.	Test Procedures	145
7.4.	Test Setup	145
7.5.	Test Result.....	145

8.	Emissions in restricted frequency bands	182
8.1.	Block diagram of test setup.....	182
8.2.	Limit	183
8.3.	Test Procedure	184
8.4.	Test result	186
9.	Band Edge Compliance.....	193
9.1.	Block diagram of test setup.....	193
9.2.	Limit	193
9.3.	Test Procedure	193
9.4.	Test result	193
10.	Power Line Conducted Emission	244
10.1.	Block diagram of test setup.....	244
10.2.	Power Line Conducted Emission Limits (Class B).....	244
10.3.	Test Procedure	244
10.4.	Test Result.....	245
11.	Antenna Requirements.....	248
11.1.	Limit	248
11.2.	Result	248
12.	Dynamic Frequency Selection.....	249
12.1.	Applicability of DFS requirements.....	249
12.2.	Limit	250
12.3.	Parameters of radar test waveforms	250
12.4.	Calibration of radar waveform	251
12.5.	Channel closing transmission time, channel move time and non-occupancy period	254
12.6.	Test setup	255
12.7.	Test result	255

TEST REPORT DECLARE

Applicant	:	Harman International Industries, Inc.
Address	:	8500 Balboa Boulevard, Northridge, CA 91329, UNITED STATES
Equipment under Test	:	WIRELESS SPEAKER
Model No	:	LINK PORTABLE
Trade Mark	:	JBL
Manufacturer	:	Harman International Industries, Inc.
Address	:	8500 Balboa Boulevard, Northridge, CA 91329, UNITED STATES

Test Standard Used: FCC Rules and Regulations Part 15 Subpart C, RSS-247 Issue 2 February 2017.

Test procedure used: ANSI C63.10:2013, 789033 D02 General U-NII Test Procedures New Rules v02r01, RSS-Gen Issue 5, Apr. 2018

We Declare:

The equipment described above is tested by Dongguan Dongdian Testing Service Co., Ltd and in the configuration tested the equipment complied with the standards specified above. The test results are contained in this test report and Dongguan Dongdian Testing Service Co., Ltd is assumed of full responsibility for the accuracy and completeness of these tests.

After test and evaluation, our opinion is that the equipment provided for test compliance with the requirement of the above FCC&IC standards.

Report No:	DDT-R19031903-1E7		
Date of Receipt:	Apr. 19, 2019	Date of Test:	Apr. 19, 2019 ~ Jun. 28, 2019

Prepared By:

Ella Gong

Ella Gong/Engineer

Approved By:



Damon Hu/EMC Manager

Note: This report applies to above tested sample only. This report shall not be reproduced in parts without written approval of Dongguan Dongdian Testing Service Co., Ltd.

Revision history

Rev.	Revisions	Issue Date	Revised By
---	Initial issue	Jun. 28, 2019	

1. Summary of test results

The EUT have been tested according to the applicable standards as referenced below.		
Description of Test Item	Standard	Results
6/26db Bandwidth and 99% Bandwidth	FCC 15.407 (e) RSS-247 Clause 6.2	PASS
Maximum Conducted Output Power	FCC 15.407 (a) RSS-247 Clause 6.2	PASS
Power Spectral Density	FCC 15.407 (a) RSS-247 Clause 6.2	PASS
Frequency Stability Measurement	FCC 15.407 (g)	PASS
Emissions in restricted frequency bands	FCC 15.407 (a) FCC 15.209 FCC 15.205 RSS-247 Clause 6.2 RSS-GEN Clause 8.9	PASS
Band Edge Compliance	FCC 15.407 (a) FCC 15.209 FCC 15.205 RSS-247 Clause 6.2 RSS-GEN Clause 8.9	PASS
Power Line Conducted Emission	FCC 15.207 RSS-GEN Clause 8.8	PASS
Antenna requirement	FCC 15.203 RSS-GEN Clause 6.8	PASS
Dynamic Frequency Selection	FCC 15.407 (h) RSS-247 Clause 6.3	PASS

2. General test information

2.1. Description of EUT

EUT* Name	: WIRELESS SPEAKER
Model Number	: LINK PORTABLE
EUT function description	: Please reference user manual of this device
Power supply	: DC 5V from external AC Adapter : DC 3.6V 4800mAh Polymer Li-ion built-in battery
Radio Technology	: IEEE 802.11a/n/ac
FCC Operation frequency	: IEEE 802.11a: 5180MHz-5240MHz, 5260MHz-5320MHz, 5500MHz-5700MHz, 5745MHz-5825MHz : IEEE 802.11n HT20: 5180MHz-5240MHz, 5260MHz-5320MHz, 5500MHz-5700MHz, 5745MHz-5825MHz : IEEE 802.11n HT40: 5190MHz-5230MHz, 5270MHz-5310MHz, 5510MHz-5670MHz, 5755MHz-5755MHz : IEEE 802.11ac HT20: 5180MHz-5240MHz, 5260MHz-5320MHz, 5500MHz-5700MHz, 5745MHz-5825MHz : IEEE 802.11ac HT40: 5190MHz-5230MHz, 5270MHz-5310MHz, 5510MHz-5670MHz, 5755MHz-5755MHz : IEEE 802.11ac HT80: 5210MHz, 5290MHz, 5530MHz, 5775MHz
Modulation	: IEEE 802.11a: OFDM (64QAM, 16QAM, QPSK, BPSK) : IEEE 802.11n HT20, HT40: OFDM (64QAM, 16QAM, QPSK, BPSK) : IEEE 802.11ac: OFDM (256QAM, 64QAM, 16QAM, QPSK, BPSK)
Transmitter rate	: IEEE 802.11a: 6, 9, 12, 18, 24, 36, 48, 54 Mbps : IEEE 802.11n HT20: 14.4, 28.9, 43.3, 57.8, 86.7, 115.6, 130.0, 144.4 Mbps : IEEE 802.11n HT40: 30, 60, 90, 120, 180, 240, 270, 300 Mbps : IEEE 802.11ac HT20: 14.4, 28.8, 43.4, 57.8, 86.6, 115.6, 130, 144.4, 173.4 Mbps : IEEE 802.11ac HT40: 30, 60, 90, 120, 180, 240, 270, 300, 360, 400 Mbps : IEEE 802.11ac HT80: 65, 130, 195, 260, 390, 520, 585, 650, 780, 866.6 Mbps
Antenna Type	: Antenna 1: External FPC antenna, maximum PK gain: 3.31 dBi : Antenna 2: External FPC antenna, maximum PK gain: 4.57 dBi
Sample Type	: Series production

Note: EUT is the ab. of equipment under test.

2.2. Accessories of EUT

Description of Accessories	Manufacturer	Model number	Serial No.	Other
USB cable	Harman	N/A	Length: 1.2m, unshielded	N/A

2.3. Assistant equipment used for test

Assistant equipment	Manufacturer	Model number	EMC Compliance	SN
Notebook	DELL	Latitude D610	FCC DOC	00045-534-136-300
Wireless LAN Access Point	HUAWEI	AP6050	21500829352SC500037 1	FCC ID: QISAP6050DN6150D N

2.4. Block diagram of EUT configuration for test



EUT was connected to control to provide by manufacturer which has a standard LAN port connector to connect to Notebook, and the Notebook will run a special test software “adb.EXE” provided by manufacturer to control EUT work in Continuous Tx mode (>98% duty cycle), and select test channel, wireless mode and data rate.

Tested mode, channel, and data rate information				
Mode	Setting Tx Power	data rate (Mbps) (see Note)	Channel	Frequency (MHz)
IEEE 802.11a	12	54	Low: CH36	5180
	12	54	Middle: CH40	5200
	11	54	High: CH48	5240
	15	54	Low: CH52	5260
	15	54	Middle: CH56	5280
	15	54	High: CH64	5320
	15	54	Low: CH100	5500
	14	54	Middle: CH116	5580
	15	54	High: CH140	5700
	15	54	Low: CH149	5745
	15	54	Middle: CH157	5785
IEEE 802.11n HT20	12	MCS 7	Low: CH36	5180
	12	MCS 7	Middle: CH40	5200
	11	MCS 7	High: CH48	5240
	15	MCS 7	Low: CH52	5260
	15	MCS 7	Middle: CH56	5280
	15	MCS 7	High: CH64	5320
	15	MCS 7	Low: CH100	5500
	15	MCS 7	Middle: CH116	5580
	15	MCS 7	High: CH140	5700
	15	MCS 7	Low: CH149	5745
	15	MCS 7	Middle: CH157	5785
IEEE 802.11n HT40	13	MCS 7	Low: CH38	5190
	12	MCS 7	Middle: CH46	5230
	15	MCS 7	High: CH54	5270
	15	MCS 7	Low: CH62	5310
	15	MCS 7	Middle: CH102	5510
	14	MCS 7	High: CH110	5550
	15	MCS 7	Low: CH134	5670
	15	MCS 7	Middle: CH151	5755
15	MCS 7	High: CH159	5795	

IEEE 802.11ac HT20	12	MCS 7	Low: CH36	5180
	12	MCS 7	Middle: CH40	5200
	12	MCS 7	High: CH48	5240
	15	MCS 7	Low: CH52	5260
	15	MCS 7	Middle: CH56	5280
	15	MCS 7	High: CH64	5320
	15	MCS 7	Low: CH100	5500
	15	MCS 7	Middle: CH116	5580
	15	MCS 7	High: CH140	5700
	15	MCS 7	Low: CH149	5745
	15	MCS 7	Middle: CH157	5785
	15	MCS 7	High: CH165	5825
IEEE 802.11ac HT40	13	MCS 7	Low: CH38	5190
	13	MCS 7	Middle: CH46	5230
	15	MCS 7	High: CH54	5270
	15	MCS 7	Low: CH62	5310
	15	MCS 7	Middle: CH102	5510
	15	MCS 7	High: CH110	5550
	15	MCS 7	Low: CH134	5670
	15	MCS 7	Middle: CH151	5755
	15	MCS 7	High: CH159	5795
IEEE 802.11ac HT80	11	MCS 7	CH42	5210
	15	MCS 7	CH58	5290
	15	MCS 7	CH106	5530
	15	MCS 7	CH155	5775

Note: According exploratory test, EUT will have maximum output power in those data rate, so those data rate were used for all test.

2.5. Deviations of test standard

No Deviation.

2.6. Test environment conditions

During the measurement the environmental conditions were within the listed ranges:

Temperature range:	21-25°C
Humidity range:	40-75%
Pressure range:	86-106 kPa

2.7. Test laboratory

Dongguan Dongdian Testing Service Co., Ltd

Add: No. 17, Zongbu Road 2, Songshan Lake Sci&Tech, Industry Park, Dongguan City, Guangdong Province, China, 523808

Tel: +86-0769-38826678, <http://www.dgddt.com>, Email: ddt@dgddt.com

CNAS Accreditation No. L6451; A2LA Accreditation No. 3870.01

Designation Number: CN1182; Test Firm Registration Number: 540522

Industry Canada site registration number: 10288A-1

2.8. Measurement uncertainty

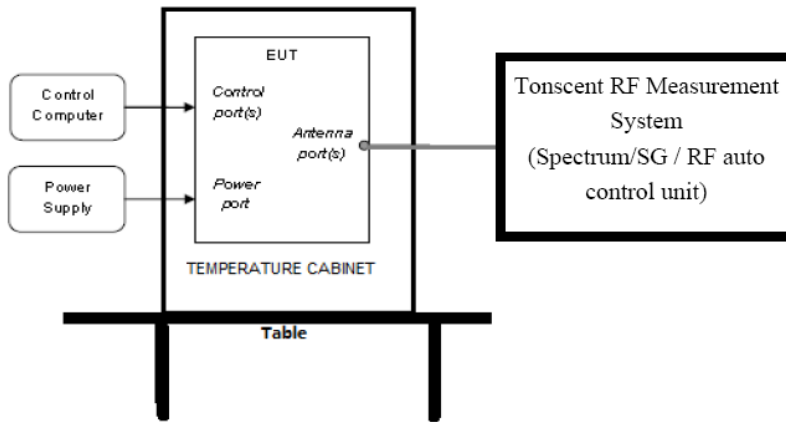
Test Item	Uncertainty
Bandwidth	1.1%
Peak Output Power (Conducted) (Spectrum analyzer)	0.86 dB (10 MHz ≤ f < 3.6 GHz); 1.38 dB (3.6 GHz ≤ f < 8 GHz)
Peak Output Power (Conducted) (Power Sensor)	0.74 dB
Power Spectral Density	0.74 dB (10 MHz ≤ f < 3.6 GHz); 1.38 dB (3.6 GHz ≤ f < 8 GHz)
Frequencies Stability	6.7 x 10 ⁻⁸ (Antenna couple method) 5.5 x 10 ⁻⁸ (Conducted method)
Conducted spurious emissions	0.86 dB (10 MHz ≤ f < 3.6GHz); 1.40 dB (3.6 GHz ≤ f < 8 GHz) 1.66 dB (8 GHz ≤ f < 22 GHz)
Uncertainty for radio frequency (RBW<20kHz)	3x10 ⁻⁸
Temperature	0.4°C
Humidity	2%
Uncertainty for Radiation Emission test (30MHz-1GHz)	4.70 dB (Antenna Polarize: V) 4.84 dB (Antenna Polarize: H)
Uncertainty for Radiation Emission test (1GHz-40GHz)	4.10 dB (1-6 GHz) 4.40 dB (6 GHz-18 GHz) 3.54 dB (18 GHz-26 GHz) 4.30 dB (26 GHz-40 GHz)
Uncertainty for Power line conduction emission test	3.32 dB (150 kHz-30 MHz)
Note: This uncertainty represents an expanded uncertainty expressed at approximately the 95% confidence level using a coverage factor of k=2.	

3. Equipment used during test

Equipment	Manufacturer	Model No.	Serial No.	Last Cal.	Cal. Interval
RF Connected Test (Tonscend RF Measurement System)					
Spectrum analyzer	R&S	FSU26	200071	Oct. 12, 2018	1 Year
Wideband Radio Communication tester	R&S	CMW500	117491	Jun. 29, 2018	1 Year
Vector Signal Generator	Agilent	E8267D	US49060192	Oct. 12, 2018	1 Year
Vector Signal Generator	Agilent	N5182A	MY48180737	Jun. 29, 2018	1 Year
Power Sensor	Agilent	U2021XA	MY55150010	Oct. 21, 2018	1 Year
Power Sensor	Agilent	U2021XA	MY55150011	Oct. 23, 2018	1 Year
DC Power Source	MATRIS	MPS-3005L-3	D813058W	Aug. 18, 2018	1 Year
Attenuator	Mini-Circuits	BW-S10W2	101109	Aug. 18, 2018	1 Year
RF Cable	Micable	C10-01-01-1	100309	Oct. 21, 2018	1 Year
Temp&Humi Programmable	ZHIXIANG	ZXGDJS-150L	ZX170110-A	Oct. 21, 2018	1 Year
Test Software	JS Tonscend	JS1120-3	Ver.2.7	N/A	N/A
Radiation 1#chamber					
EMI Test Receiver	R&S	ESU8	100316	Oct. 12, 2018	1 Year
Spectrum analyzer	Agilent	E4447A	MY50180031	Jun. 29, 2018	1 Year
Trilog Broadband Antenna	Schwarzbeck	VULB9163	9163-462	Nov. 09, 2018	1 Year
Active Loop antenna	Schwarzbeck	FMZB-1519	1519-038	Oct. 20, 2018	1 Year
Double Ridged Horn Antenna	R&S	HF907	100276	Nov. 16, 2018	1 Year
Broad Band Horn Antenna	Schwarzbeck	BBHA 9170	790	Oct. 25, 2018	1 Year
Pre-amplifier	A.H.	PAM-0118	360	Oct. 12, 2018	1 Year
Pre-amplifier	TERA-MW	TRLA-0040 G35	101303	Oct. 12, 2018	1 Year
RF Cable	HUBSER	CP-X2+ CP-X1	W11.03+ W12.02	Oct. 21, 2018	1 Year
RF Cable	N/A	SMAJ-SMA J-1M+ 11M	17070133+17070131	Nov. 08, 2018	1 Year
MI Cable	HUBSER	C10-01-01-1 M	1091629	Oct. 21, 2018	1 Year
Test software	Audix	E3	V 6.11111b	N/A	N/A
Power Line Conducted Emissions Test					
EMI Test Receiver	R&S	ESU8	100316	Oct. 21, 2018	1 Year
LISN 1	R&S	ENV216	101109	Oct. 21, 2018	1 Year
LISN 2	R&S	ESH2-Z5	100309	Oct. 21, 2018	1 Year
Pulse Limiter	R&S	ESH3-Z2	101242	Oct. 21, 2018	1 Year
CE Cable 1	HUBSER	N/A	W10.01	Oct. 21, 2018	1 Year
Test software	Audix	E3	V 6.11111b	N/A	N/A

4. 26dB Bandwidth, 6dB Bandwidth and 99% Bandwidth

4.1. Block diagram of test setup



4.2. Limits

FCC Part15, Subpart E/ RSS-247		
Test Item	Limit	Frequency Range (MHz)
Bandwidth	26 dB Bandwidth	5150-5250
	26 dB Bandwidth	5250-5350
	26 dB Bandwidth	For FCC:5470-5725 For IC:5470-5600 5650-5725
	Minimum 500kHz 6dB Bandwidth	5725-5850

4.3. Test Procedure

(1) Connect EUT's antenna output to spectrum analyzer by RF cable.

Center Frequency	The centre frequency of the channel under test
Detector	Peak
RBW	For 6 dB Bandwidth: RBW=100 kHz For 26 dB Bandwidth: approximately 1% of the emission bandwidth.
VBW	For 6 dB Bandwidth: VBW=300 kHz For 26 dB Bandwidth: >3 RBW
Trace	Max hold
Sweep	Auto couple

(2) Allow the trace to stabilize, measure the maximum width of the emission that is constrained by the frequencies associated with the two outermost amplitude points (upper and lower frequencies) that are attenuated by 26 dB and 6 dB relative to the maximum level measured in the fundamental emission.

4.4. Test Result

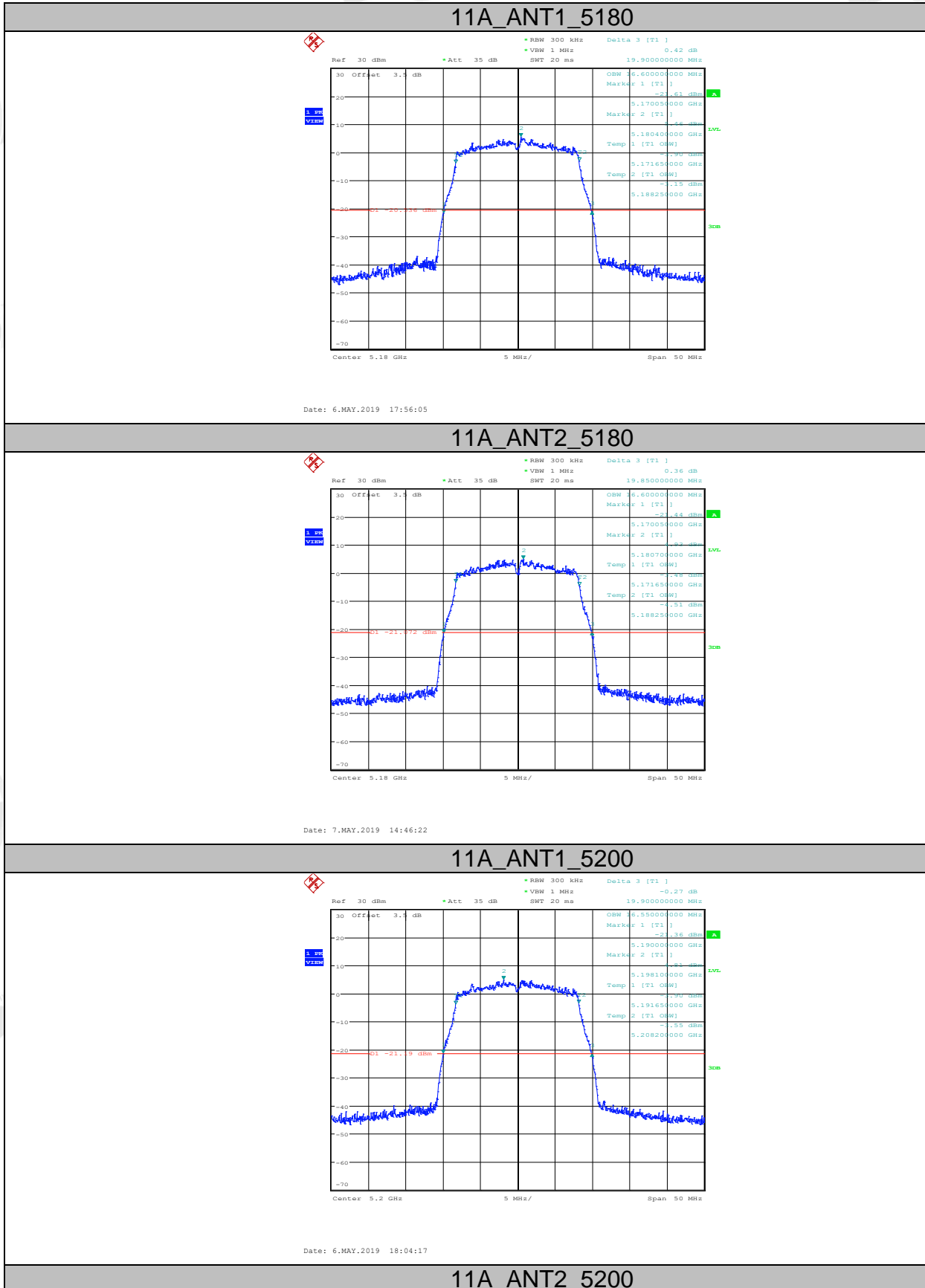
Test Mode	Antenna	Channel [MHz]	99% BW [MHz]	EBW [MHz]	Limit	Verdict
11A	ANT1	5180	16.60	19.900	---	PASS
11A	ANT2	5180	16.60	19.850	---	PASS
11A	ANT1	5200	16.55	19.900	---	PASS
11A	ANT2	5200	16.55	19.800	---	PASS
11A	ANT1	5240	16.55	19.800	---	PASS
11A	ANT2	5240	16.60	19.850	---	PASS
11A	ANT1	5260	16.60	19.900	---	PASS
11A	ANT2	5260	16.60	19.800	---	PASS
11A	ANT1	5300	16.70	19.850	---	PASS
11A	ANT2	5300	16.60	19.950	---	PASS
11A	ANT1	5320	16.70	20.100	---	PASS
11A	ANT2	5320	16.65	20.000	---	PASS
11A	ANT1	5500	16.75	19.950	---	PASS
11A	ANT2	5500	16.65	20.150	---	PASS
11A	ANT1	5580	16.65	20.500	---	PASS
11A	ANT2	5580	16.75	20.000	---	PASS
11A	ANT1	5700	16.60	19.950	---	PASS
11A	ANT2	5700	16.60	19.900	---	PASS
11N20SISO	ANT1	5180	17.65	20.150	---	PASS
11N20SISO	ANT2	5180	17.65	20.100	---	PASS
11N20SISO	ANT1	5200	17.65	20.200	---	PASS
11N20SISO	ANT2	5200	17.65	20.150	---	PASS
11N20SISO	ANT1	5240	17.70	20.250	---	PASS
11N20SISO	ANT2	5240	17.65	20.050	---	PASS
11N20SISO	ANT1	5260	17.65	20.150	---	PASS
11N20SISO	ANT2	5260	17.65	20.200	---	PASS
11N20SISO	ANT1	5300	17.70	20.200	---	PASS
11N20SISO	ANT2	5300	17.70	20.250	---	PASS
11N20SISO	ANT1	5320	17.75	20.250	---	PASS
11N20SISO	ANT2	5320	17.70	20.100	---	PASS
11N20SISO	ANT1	5500	17.75	20.300	---	PASS
11N20SISO	ANT2	5500	17.70	20.250	---	PASS
11N20SISO	ANT1	5580	17.80	22.050	---	PASS
11N20SISO	ANT2	5580	17.75	22.050	---	PASS
11N20SISO	ANT1	5700	17.70	20.200	---	PASS
11N20SISO	ANT2	5700	17.70	20.250	---	PASS
11N40SISO	ANT1	5190	36.6	41.600	---	PASS
11N40SISO	ANT2	5190	36.6	41.800	---	PASS
11N40SISO	ANT1	5230	36.6	41.300	---	PASS
11N40SISO	ANT2	5230	36.6	41.400	---	PASS
11N40SISO	ANT1	5270	36.5	41.600	---	PASS
11N40SISO	ANT2	5270	36.6	41.800	---	PASS
11N40SISO	ANT1	5310	37.00	41.400	---	PASS
11N40SISO	ANT2	5310	36.90	41.500	---	PASS
11N40SISO	ANT1	5510	37.00	43.100	---	PASS
11N40SISO	ANT2	5510	37.10	41.700	---	PASS

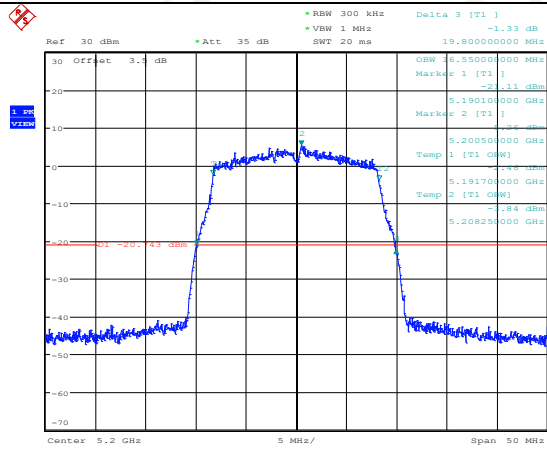
11N40SISO	ANT1	5550	37.00	52.400	---	PASS
11N40SISO	ANT2	5550	37.00	41.900	---	PASS
11N40SISO	ANT1	5670	36.90	41.800	---	PASS
11N40SISO	ANT2	5670	36.70	41.900	---	PASS
11AC20SISO	ANT1	5180	17.65	20.150	---	PASS
11AC20SISO	ANT2	5180	17.65	20.250	---	PASS
11AC20SISO	ANT1	5200	17.65	20.200	---	PASS
11AC20SISO	ANT2	5200	17.65	20.200	---	PASS
11AC20SISO	ANT1	5240	17.65	20.200	---	PASS
11AC20SISO	ANT2	5240	17.65	20.200	---	PASS
11AC20SISO	ANT1	5260	17.70	20.200	---	PASS
11AC20SISO	ANT2	5260	17.65	20.200	---	PASS
11AC20SISO	ANT1	5300	17.70	20.150	---	PASS
11AC20SISO	ANT2	5300	17.70	20.100	---	PASS
11AC20SISO	ANT1	5320	17.70	20.350	---	PASS
11AC20SISO	ANT2	5320	17.70	20.200	---	PASS
11AC20SISO	ANT1	5500	17.70	20.250	---	PASS
11AC20SISO	ANT2	5500	17.70	20.200	---	PASS
11AC20SISO	ANT1	5580	17.75	20.250	---	PASS
11AC20SISO	ANT2	5580	17.70	20.350	---	PASS
11AC20SISO	ANT1	5700	17.70	20.250	---	PASS
11AC20SISO	ANT2	5700	17.65	20.200	---	PASS
11AC40SISO	ANT1	5190	36.50	41.600	---	PASS
11AC40SISO	ANT2	5190	36.40	42.000	---	PASS
11AC40SISO	ANT1	5230	36.60	41.500	---	PASS
11AC40SISO	ANT2	5230	36.30	41.600	---	PASS
11AC40SISO	ANT1	5270	36.60	41.700	---	PASS
11AC40SISO	ANT2	5270	36.60	41.700	---	PASS
11AC40SISO	ANT1	5310	36.70	41.600	---	PASS
11AC40SISO	ANT2	5310	36.60	41.600	---	PASS
11AC40SISO	ANT1	5510	36.70	42.400	---	PASS
11AC40SISO	ANT2	5510	36.70	41.700	---	PASS
11AC40SISO	ANT1	5550	36.80	46.300	---	PASS
11AC40SISO	ANT2	5550	36.80	44.900	---	PASS
11AC40SISO	ANT1	5670	36.70	41.500	---	PASS
11AC40SISO	ANT2	5670	36.70	41.800	---	PASS
11AC80SISO	ANT1	5210	77.20	85.200	---	PASS
11AC80SISO	ANT2	5210	77.20	85.200	---	PASS
11AC80SISO	ANT1	5290	77.60	85.400	---	PASS
11AC80SISO	ANT2	5290	77.60	85.200	---	PASS
11AC80SISO	ANT1	5530	77.40	85.200	---	PASS
11AC80SISO	ANT2	5530	77.40	85.200	---	PASS
11AC80SISO	ANT1	5610	77.60	95.600	---	PASS
11AC80SISO	ANT2	5610	77.40	85.400	---	PASS

Test Mode	Antenna	Channel [MHz]	99% BW [MHz]	EBW [MHz]	Limit [MHz]	Verdict
11A	ANT1	5745	16.40	16.050	0.5	PASS
11A	ANT2	5745	16.35	16.400	0.5	PASS
11A	ANT1	5785	16.40	15.250	0.5	PASS
11A	ANT2	5785	16.40	15.250	0.5	PASS

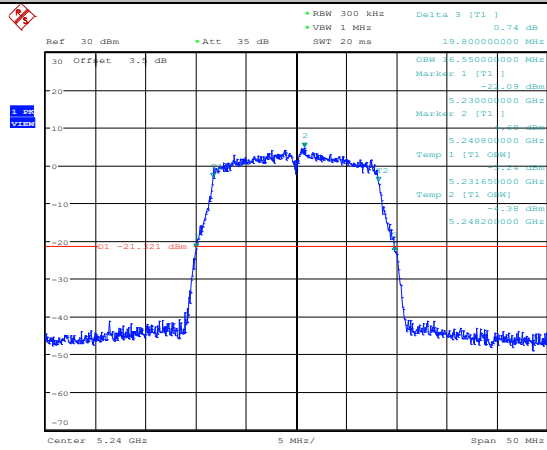
11A	ANT1	5825	16.35	16.400	0.5	PASS
11A	ANT2	5825	16.35	15.800	0.5	PASS
11N20SISO	ANT1	5745	17.55	15.250	0.5	PASS
11N20SISO	ANT2	5745	17.55	16.150	0.5	PASS
11N20SISO	ANT1	5785	17.55	15.250	0.5	PASS
11N20SISO	ANT2	5785	17.55	15.800	0.5	PASS
11N20SISO	ANT1	5825	17.55	16.700	0.5	PASS
11N20SISO	ANT2	5825	17.55	17.050	0.5	PASS
11N40SISO	ANT1	5755	36.10	35.900	0.5	PASS
11N40SISO	ANT2	5755	36.20	35.900	0.5	PASS
11N40SISO	ANT1	5795	36.00	35.300	0.5	PASS
11N40SISO	ANT2	5795	36.00	35.800	0.5	PASS
11AC20SISO	ANT1	5745	17.55	16.100	0.5	PASS
11AC20SISO	ANT2	5745	17.55	16.700	0.5	PASS
11AC20SISO	ANT1	5785	17.55	15.800	0.5	PASS
11AC20SISO	ANT2	5785	17.55	16.100	0.5	PASS
11AC20SISO	ANT1	5825	17.55	15.250	0.5	PASS
11AC20SISO	ANT2	5825	17.55	16.650	0.5	PASS
11AC40SISO	ANT1	5755	36.00	35.700	0.5	PASS
11AC40SISO	ANT2	5755	36.10	35.900	0.5	PASS
11AC40SISO	ANT1	5795	36.00	35.900	0.5	PASS
11AC40SISO	ANT2	5795	36.00	35.600	0.5	PASS
11AC80SISO	ANT1	5775	75.60	76.200	0.5	PASS
11AC80SISO	ANT2	5775	75.60	76.200	0.5	PASS

4.5. Original test data

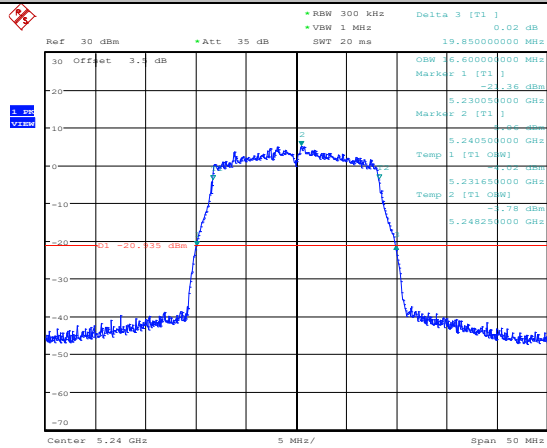




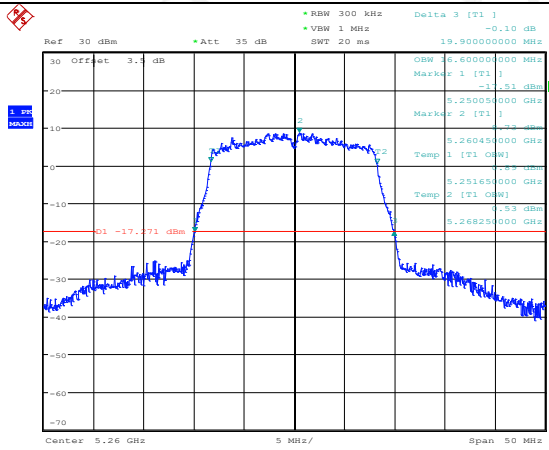
11A_ANT1_5240



11A_ANT2_5240

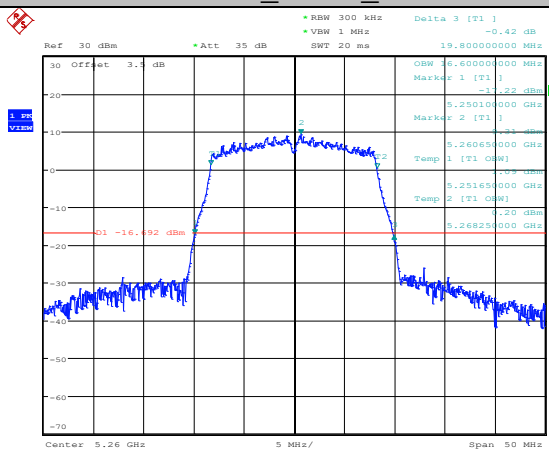


11A_ANT1_5260



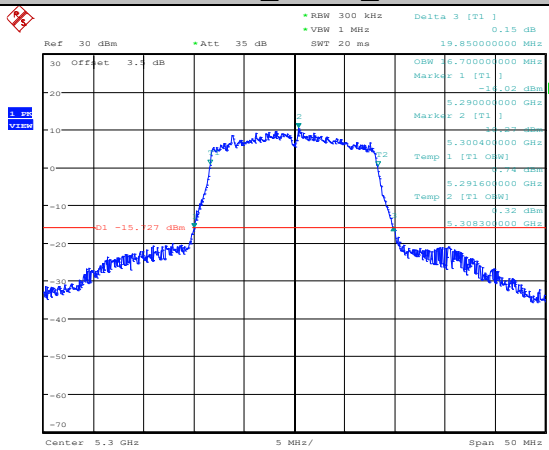
Date: 6.MAY.2019 18:12:21

11A_ANT2_5260



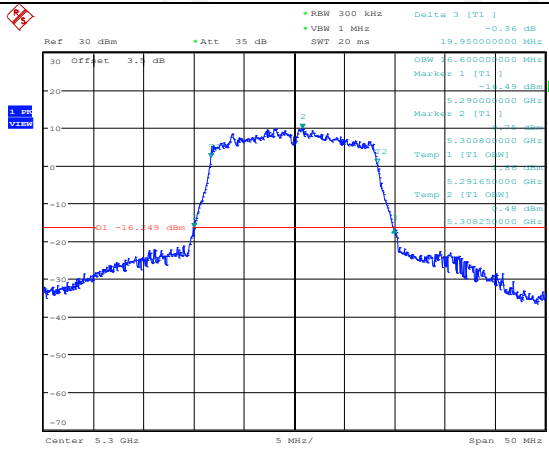
Date: 7.MAY.2019 14:54:18

11A_ANT1_5300



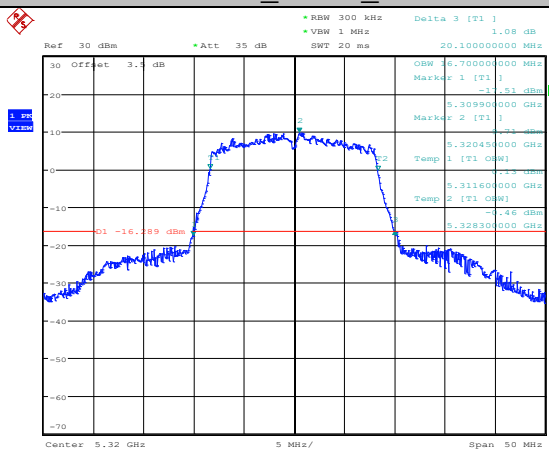
Date: 6.MAY.2019 18:14:42

11A_ANT2_5300



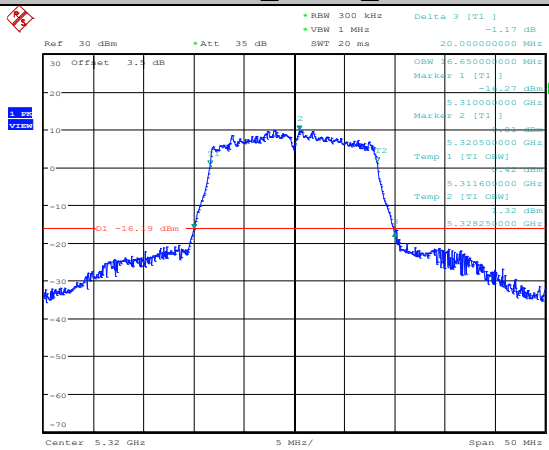
Date: 7.MAY.2019 14:56:41

11A_ANT1_5320



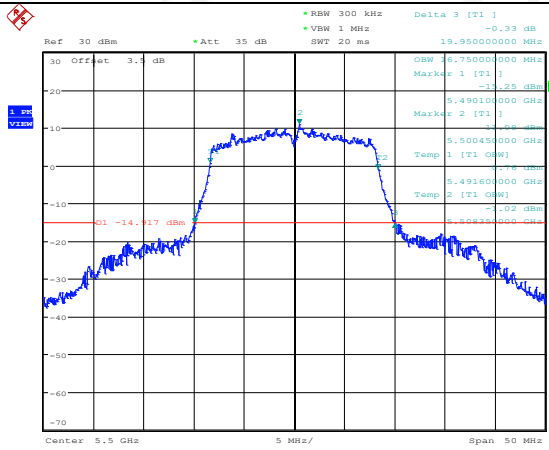
Date: 6.MAY.2019 18:17:46

11A_ANT2_5320



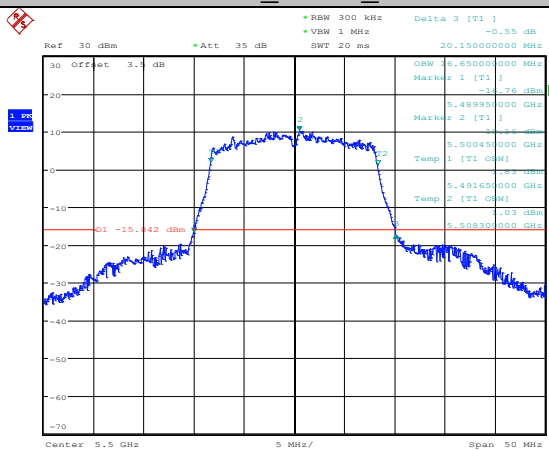
Date: 7.MAY.2019 15:00:18

11A_ANT1_5500



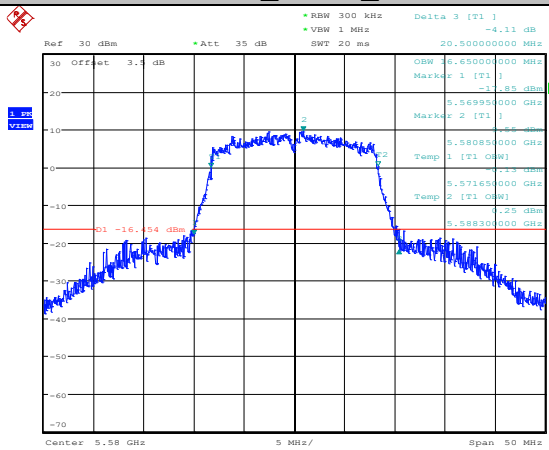
Date: 6.MAY.2019 18:20:00

11A_ANT2_5500



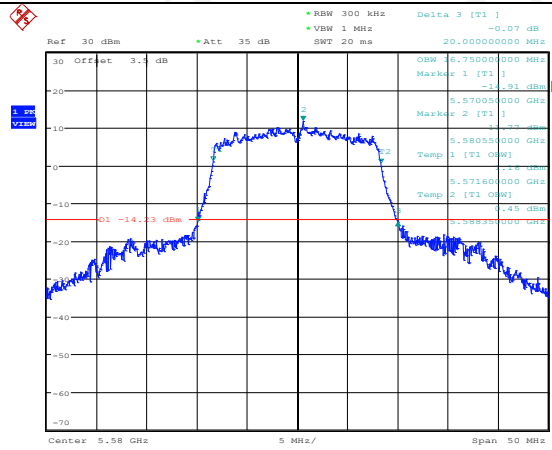
Date: 7.MAY.2019 15:02:41

11A_ANT1_5580



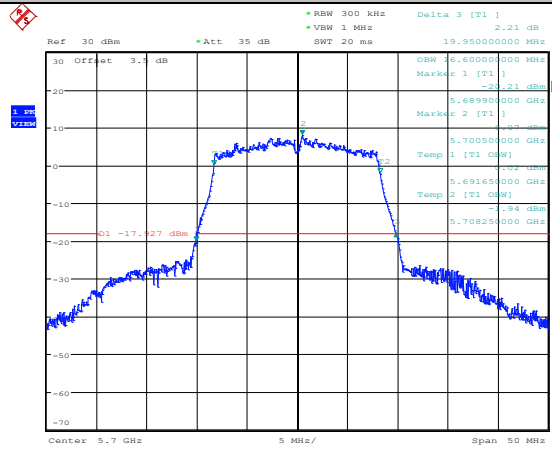
Date: 7.MAY.2019 10:24:06

11A_ANT2_5580



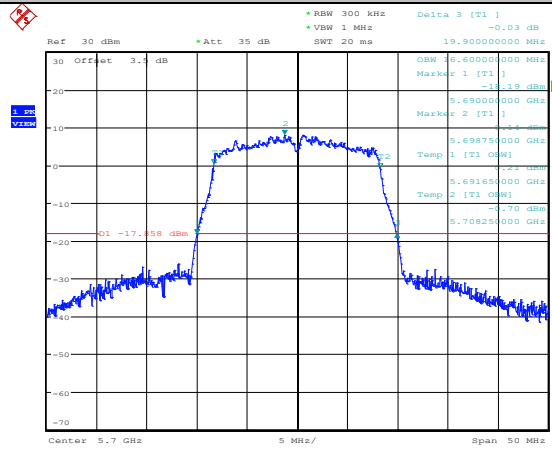
Date: 7.MAY.2019 15:05:08

11A_ANT1_5700



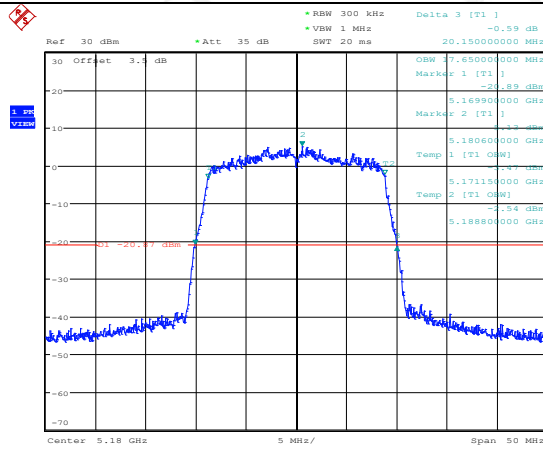
Date: 6.MAY.2019 18:45:23

11A_ANT2_5700



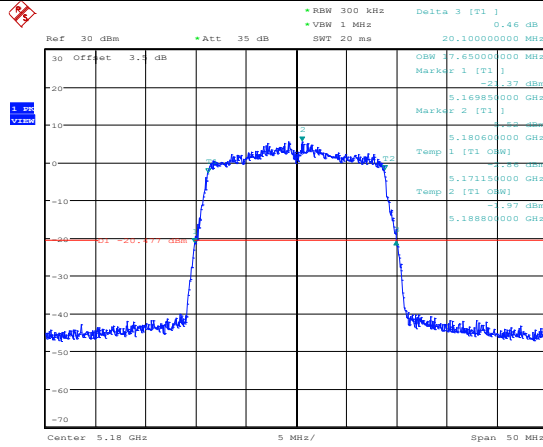
Date: 7.MAY.2019 15:07:49

11N20SISO_ANT1_5180



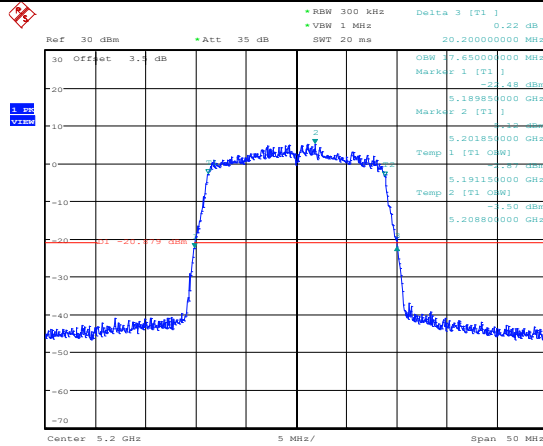
Date: 6.MAY.2019 19:34:59

11N20SISO_ANT2_5180



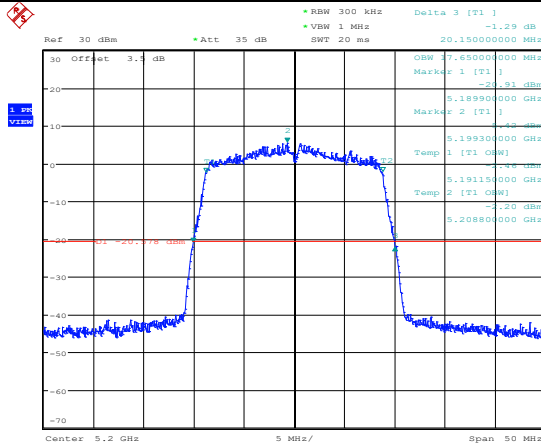
Date: 7.MAY.2019 15:33:14

11N20SISO_ANT1_5200



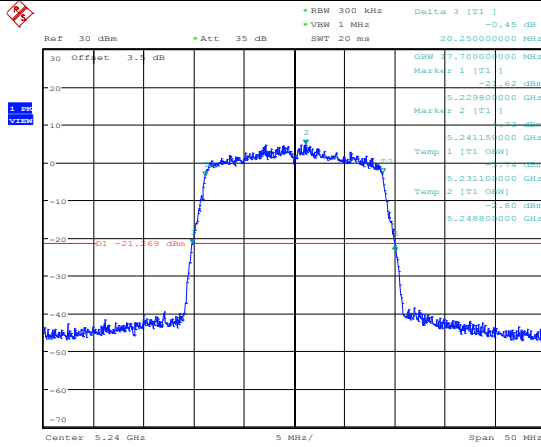
Date: 6.MAY.2019 19:40:20

11N20SISO_ANT2_5200



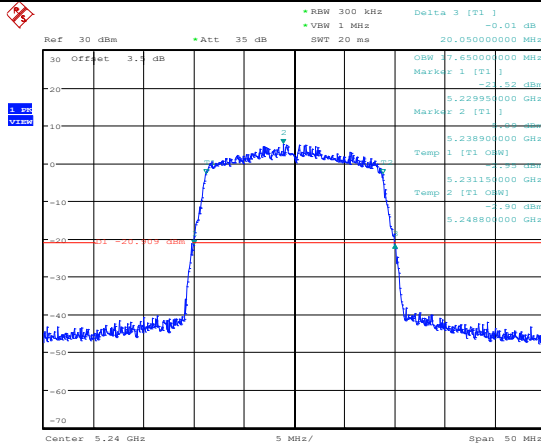
Date: 7.MAY.2019 15:35:21

11N20SISO_ANT1_5240



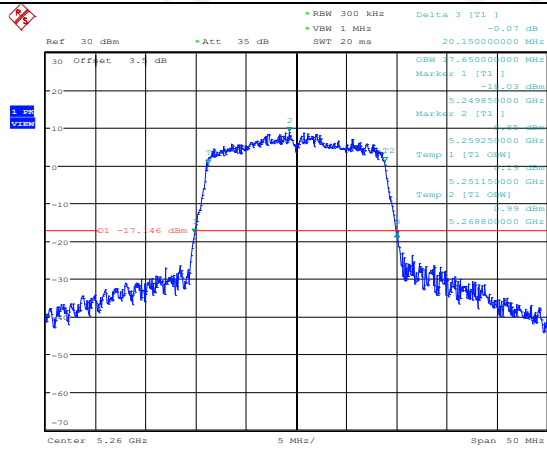
Date: 6.MAY.2019 19:44:57

11N20SISO_ANT2_5240



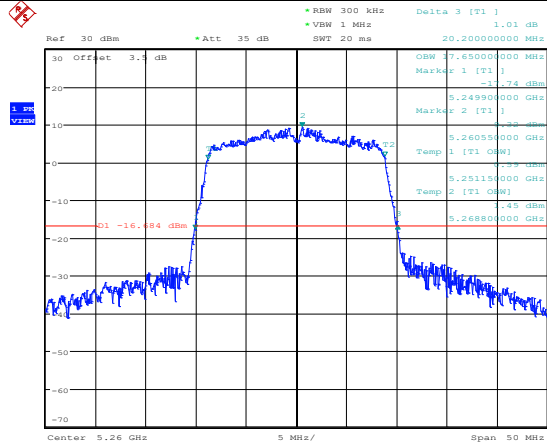
Date: 7.MAY.2019 15:37:13

11N20SISO_ANT1_5260



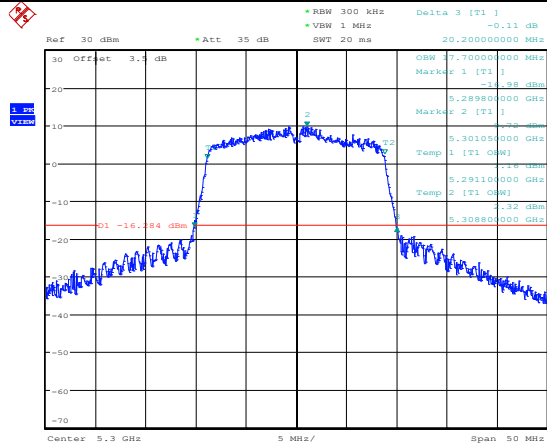
Date: 6.MAY.2019 19:47:31

11N20SISO_ANT2_5260



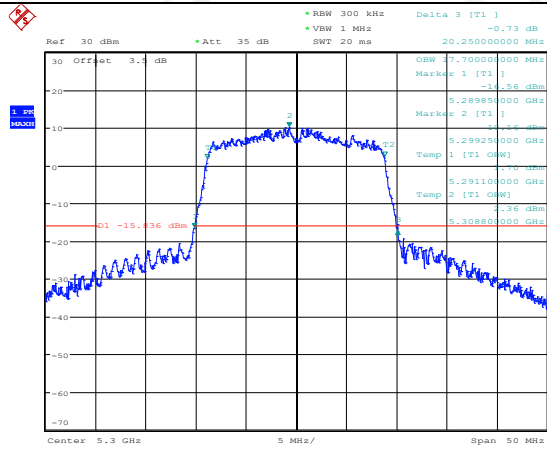
Date: 7.MAY.2019 15:42:42

11N20SISO_ANT1_5300



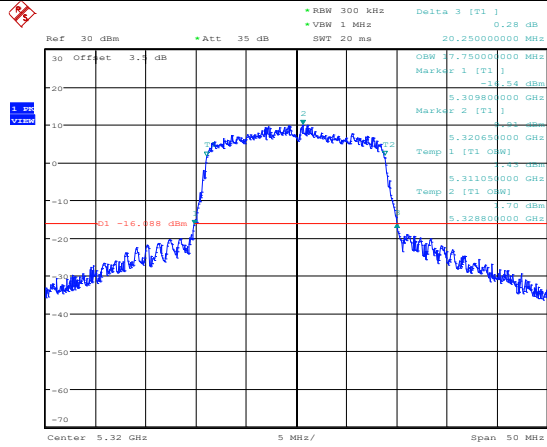
Date: 6.MAY.2019 19:49:38

11N20SISO_ANT2_5300



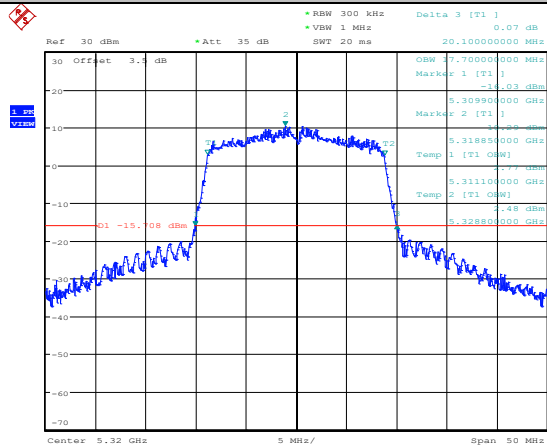
Date: 7.MAY.2019 15:45:16

11N20SISO_ANT1_5320



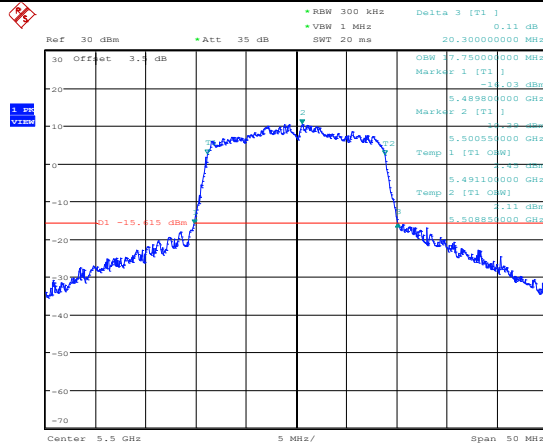
Date: 6.MAY.2019 19:51:11

11N20SISO_ANT2_5320



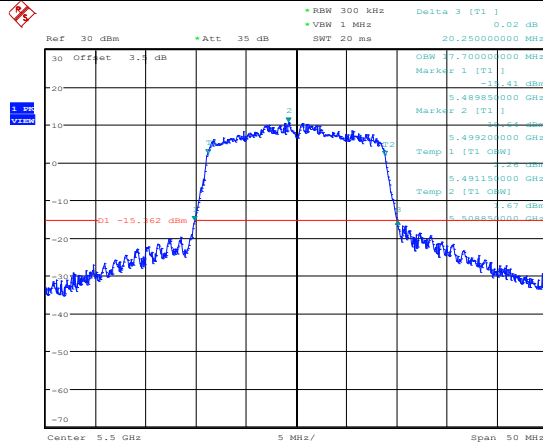
Date: 7.MAY.2019 15:47:14

11N20SISO_ANT1_5500



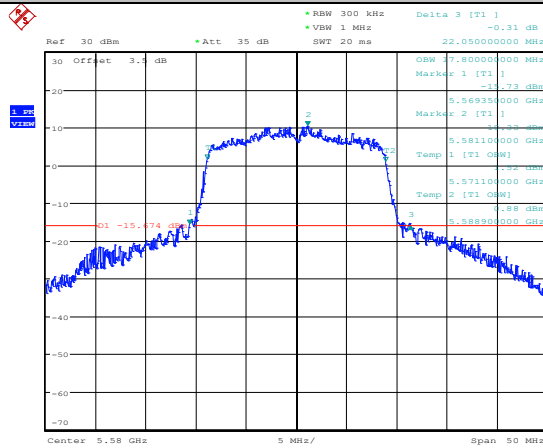
Date: 6.MAY.2019 19:55:19

11N20SISO_ANT2_5500



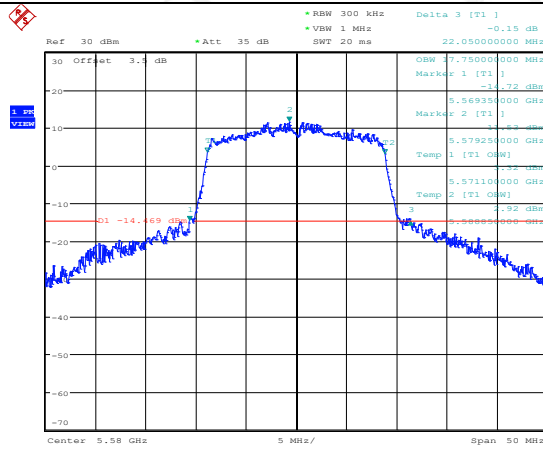
Date: 7.MAY.2019 15:49:39

11N20SISO_ANT1_5580



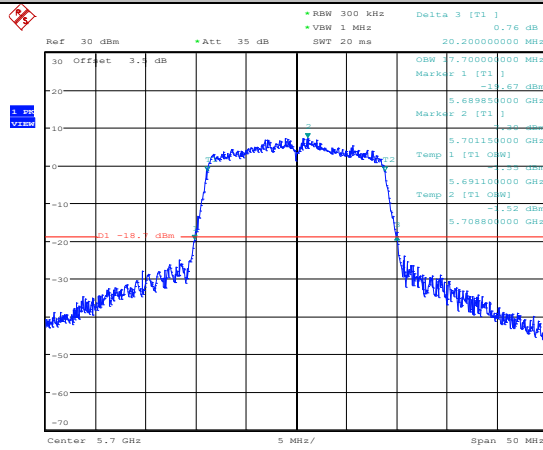
Date: 7.MAY.2019 09:49:44

11N20SISO_ANT2_5580



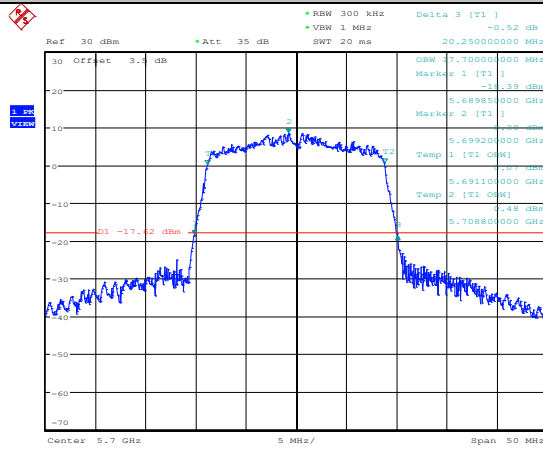
Date: 7.MAY.2019 15:51:52

11N20SISO_ANT1_5700



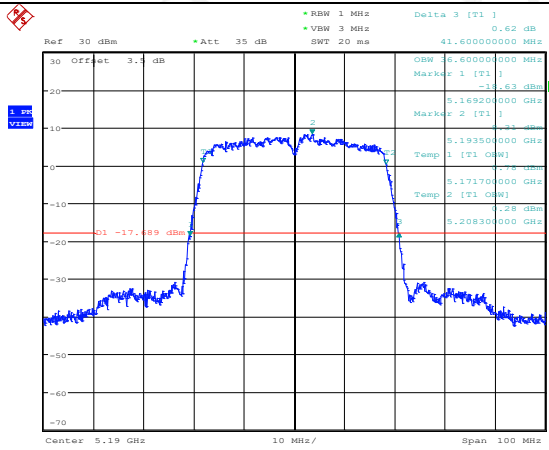
Date: 7.MAY.2019 10:03:02

11N20SISO_ANT2_5700



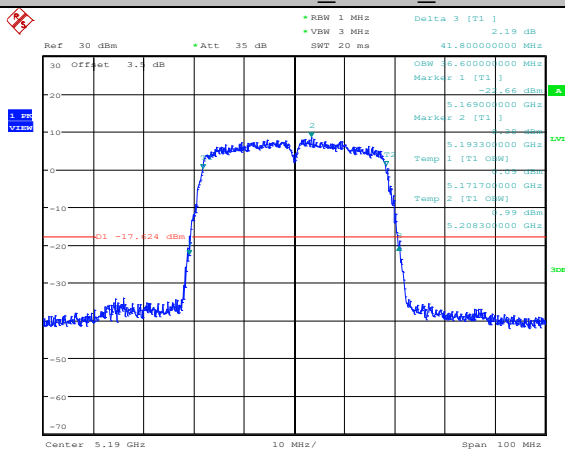
Date: 7.MAY.2019 15:55:30

11N40SISO_ANT1_5190



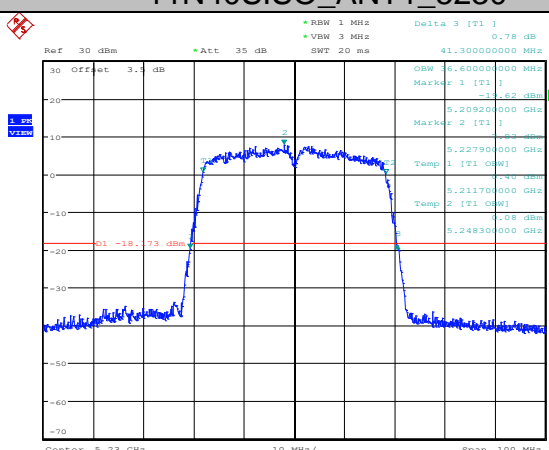
Date: 7.MAY.2019 11:32:34

11N40SISO_ANT2_5190



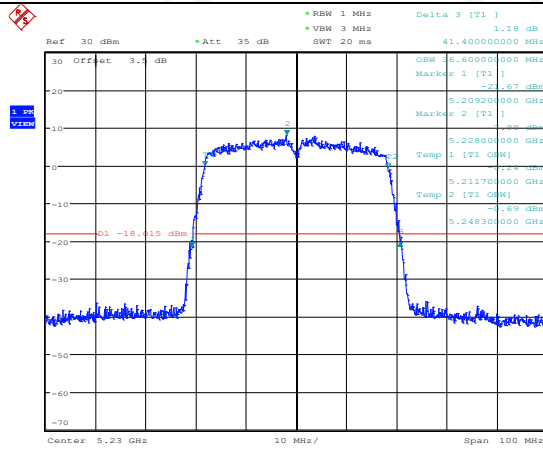
Date: 7.MAY.2019 17:45:33

11N40SISO_ANT1_5230



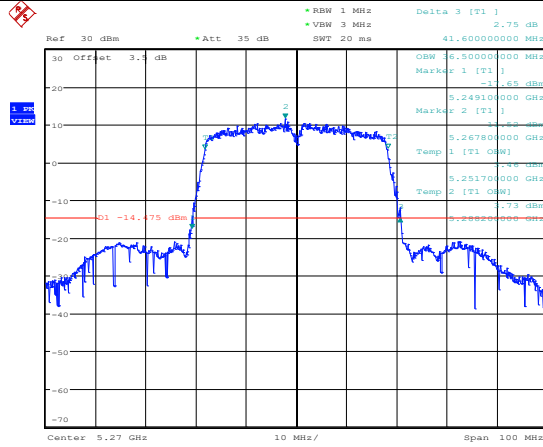
Date: 7.MAY.2019 11:38:25

11N40SISO_ANT2_5230



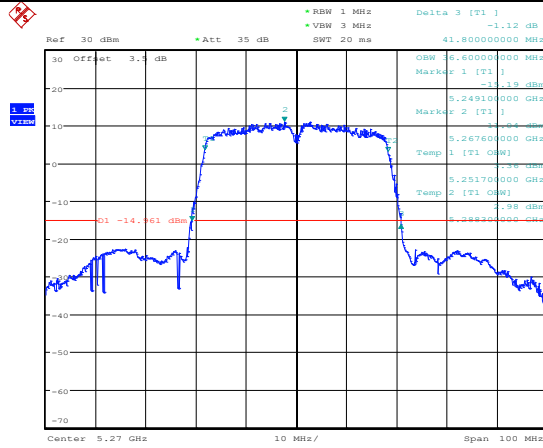
Date: 7.MAY.2019 17:49:04

11N40SISO_ANT1_5270



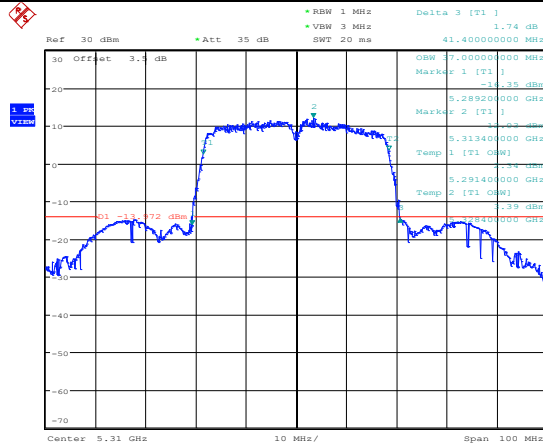
Date: 7.MAY.2019 11:40:24

11N40SISO_ANT2_5270



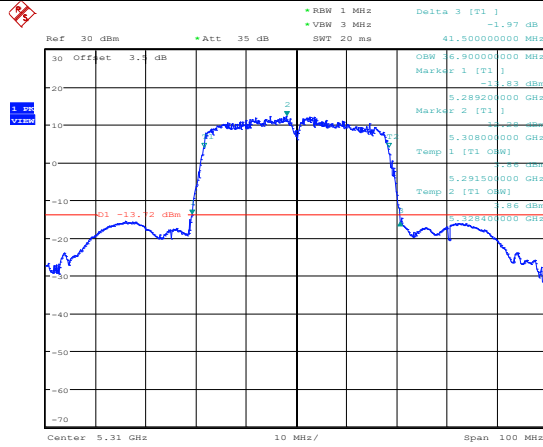
Date: 7.MAY.2019 17:51:38

11N40SISO_ANT1_5310



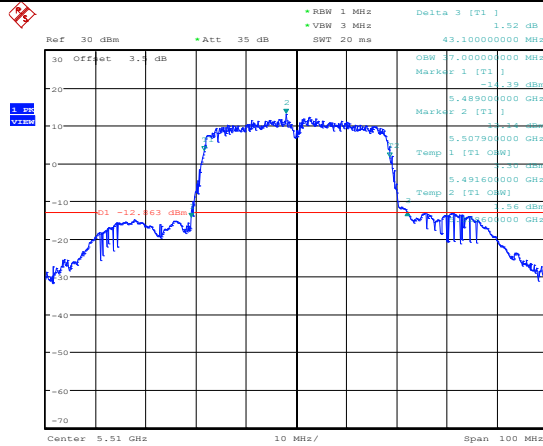
Date: 7.MAY.2019 11:43:14

11N40SISO_ANT2_5310



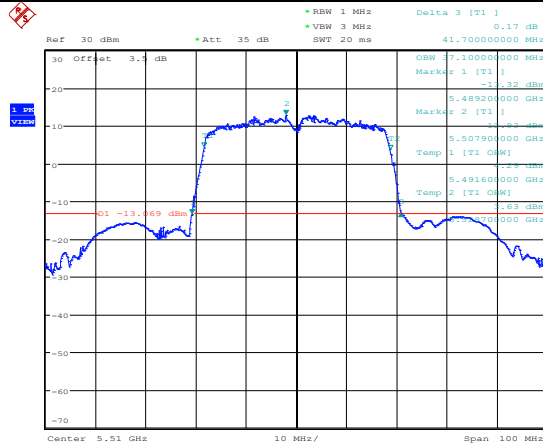
Date: 7.MAY.2019 17:55:14

11N40SISO_ANT1_5510



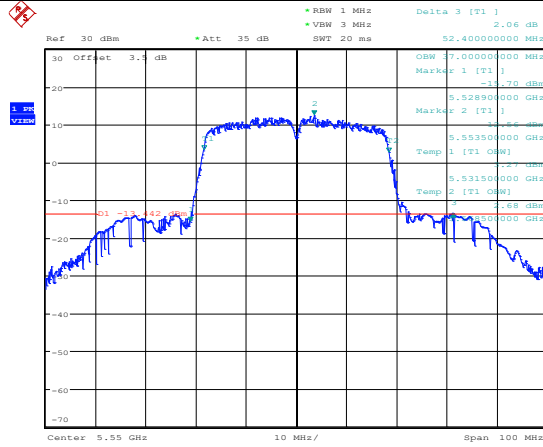
Date: 7.MAY.2019 11:46:11

11N40SISO_ANT2_5510



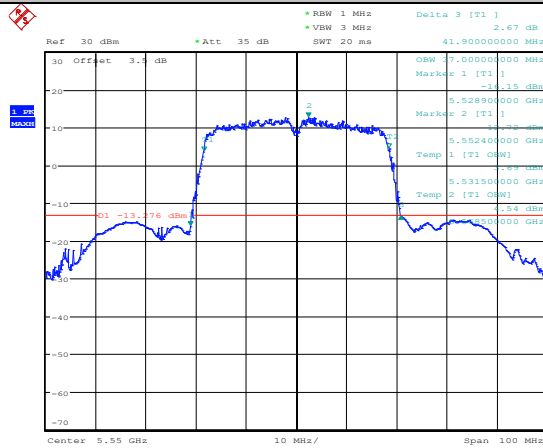
Date: 7.MAY.2019 17:58:13

11N40SISO_ANT1_5550



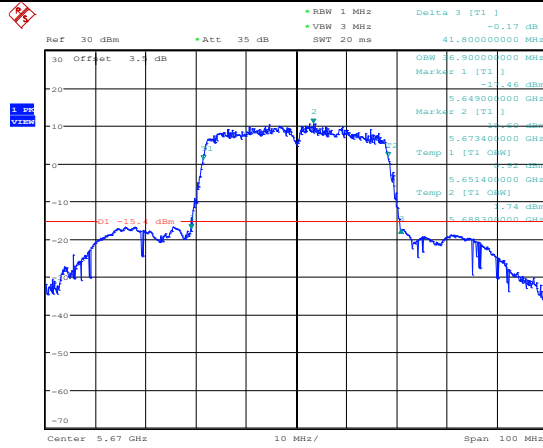
Date: 7.MAY.2019 11:52:13

11N40SISO_ANT2_5550



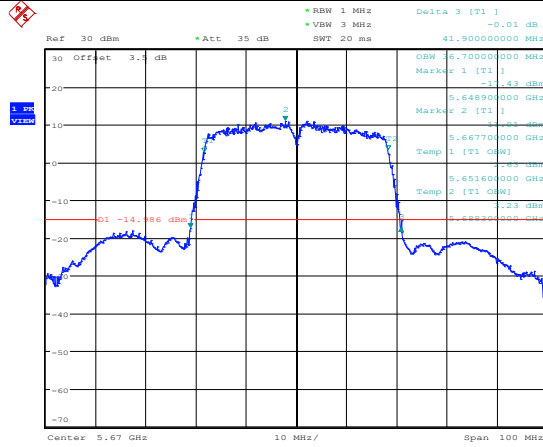
Date: 7.MAY.2019 18:01:10

11N40SISO_ANT1_5670



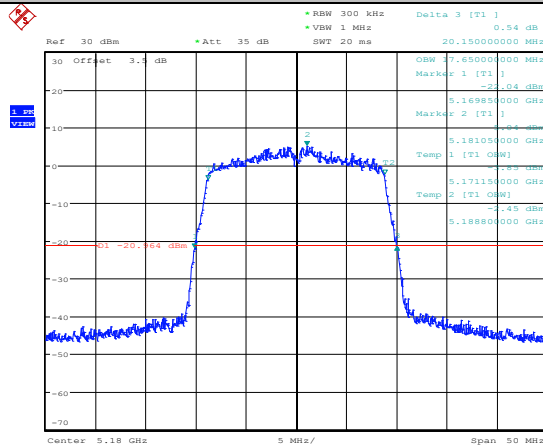
Date: 7.MAY.2019 11:55:33

11N40SISO_ANT2_5670



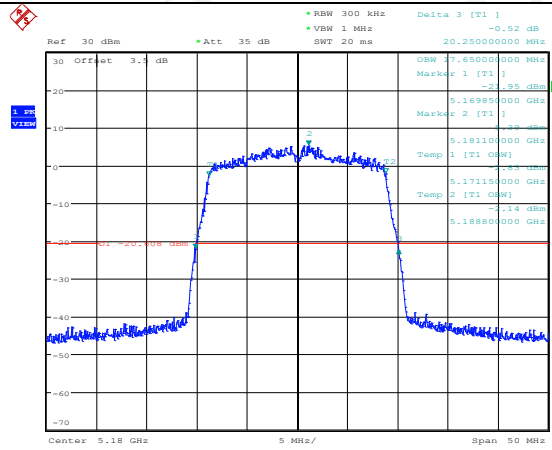
Date: 7.MAY.2019 18:03:40

11AC20SISO_ANT1_5180



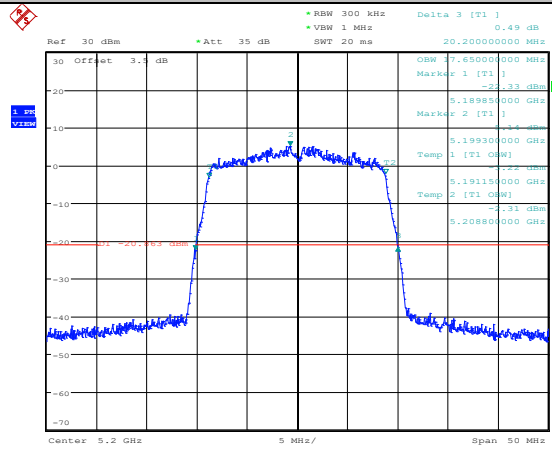
Date: 7.MAY.2019 10:53:31

11AC20SISO_ANT2_5180



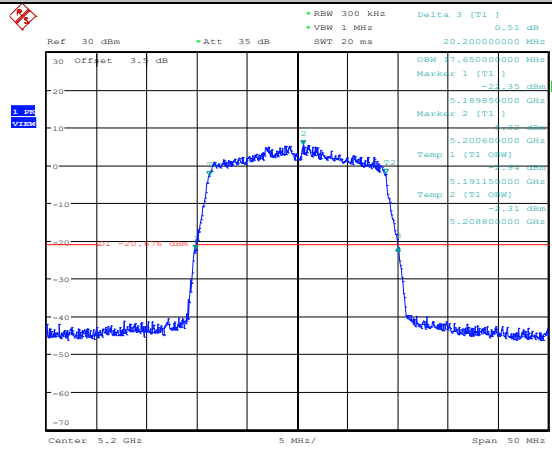
Date: 7.MAY.2019 16:06:25

11AC20SISO_ANT1_5200



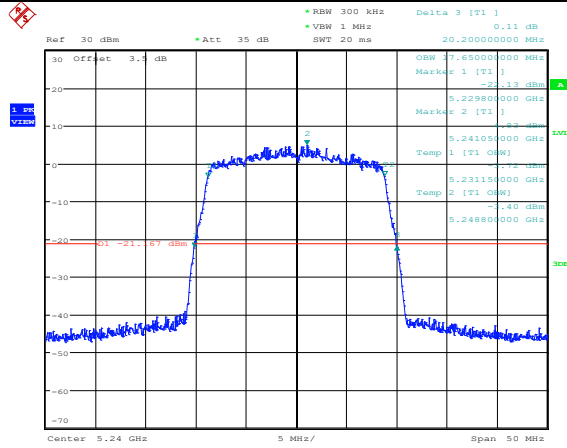
Date: 7.MAY.2019 10:56:09

11AC20SISO_ANT2_5200



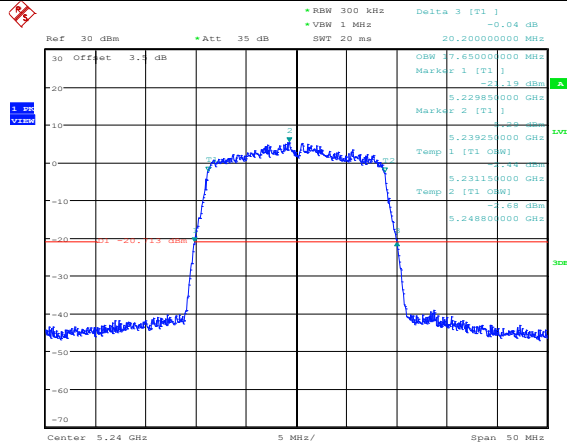
Date: 7.MAY.2019 16:09:04

11AC20SISO_ANT1_5240



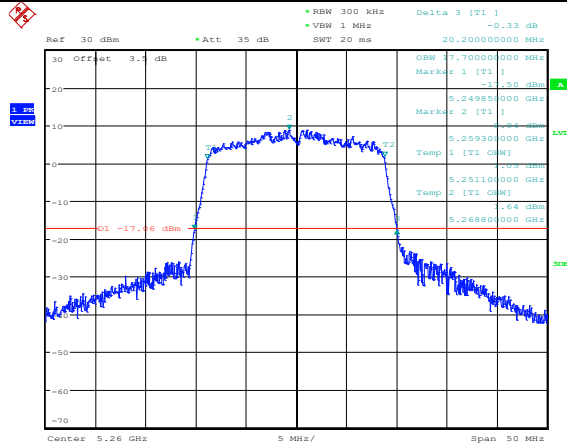
Date: 7.MAY.2019 11:00:21

11AC20SISO_ANT2_5240



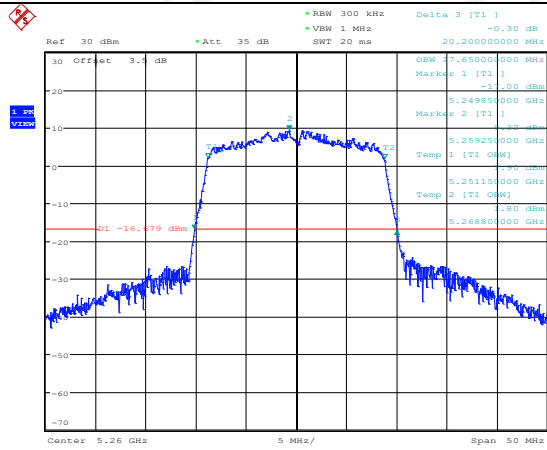
Date: 7.MAY.2019 16:12:14

11AC20SISO_ANT1_5260



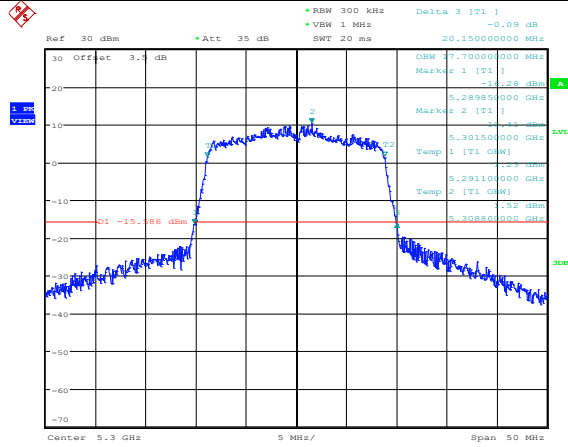
Date: 7.MAY.2019 11:02:42

11AC20SISO_ANT2_5260



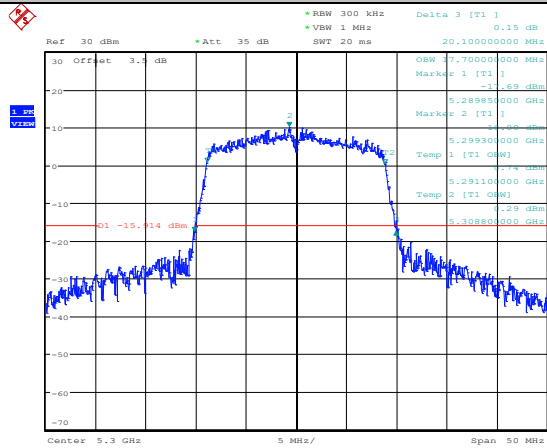
Date: 7.MAY.2019 16:15:22

11AC20SISO_ANT1_5300



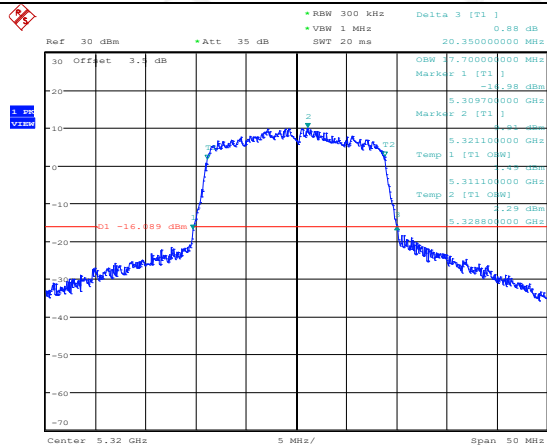
Date: 7.MAY.2019 11:04:41

11AC20SISO_ANT2_5300



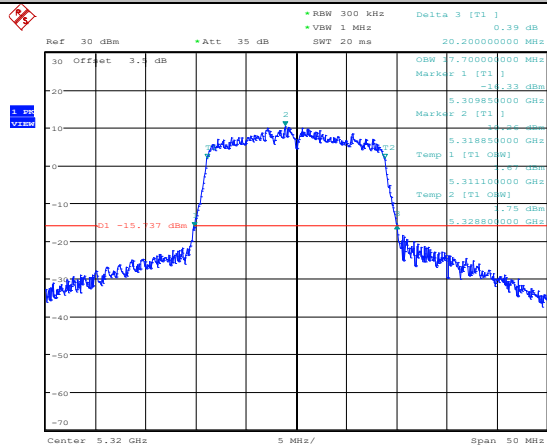
Date: 7.MAY.2019 16:17:52

11AC20SISO_ANT1_5320



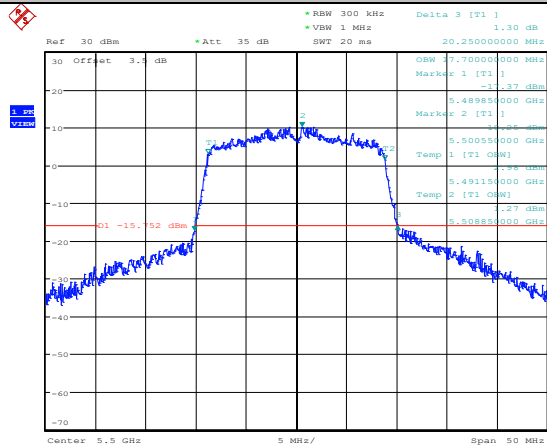
Date: 7.MAY.2019 11:07:00

11AC20SISO_ANT2_5320



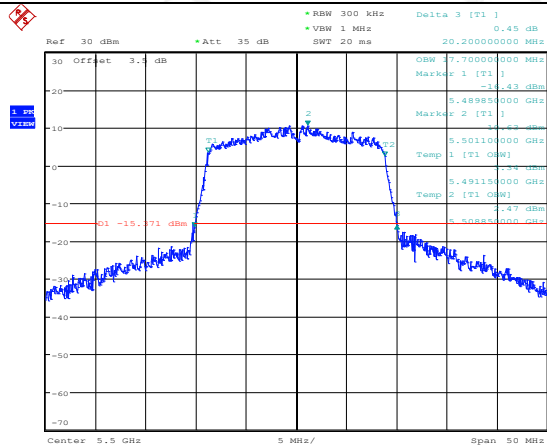
Date: 7.MAY.2019 16:19:57

11AC20SISO_ANT1_5500



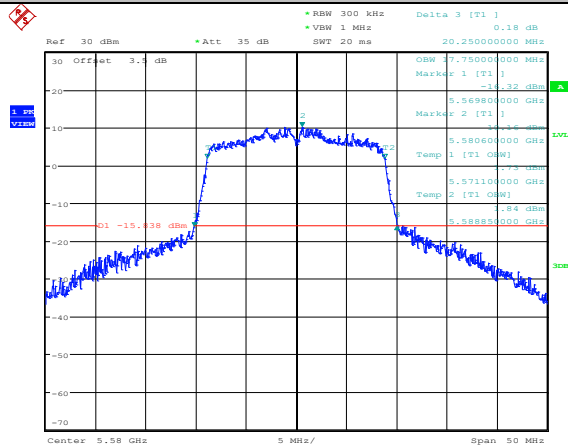
Date: 7.MAY.2019 11:08:37

11AC20SISO_ANT2_5500



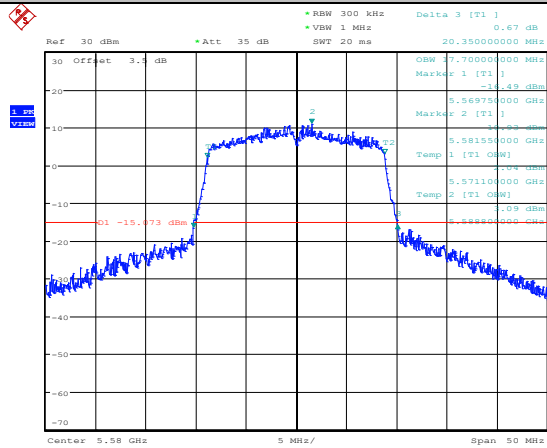
Date: 7.MAY.2019 16:22:11

11AC20SISO_ANT1_5580



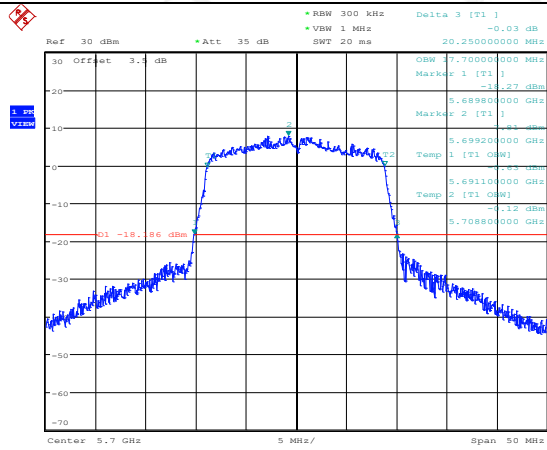
Date: 7.MAY.2019 11:14:53

11AC20SISO_ANT2_5580



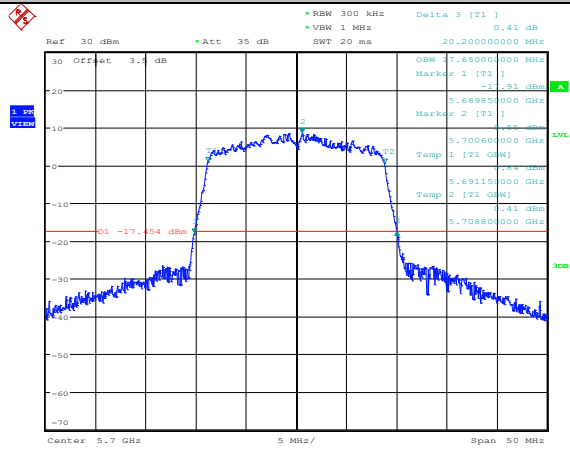
Date: 7.MAY.2019 16:24:16

11AC20SISO_ANT1_5700



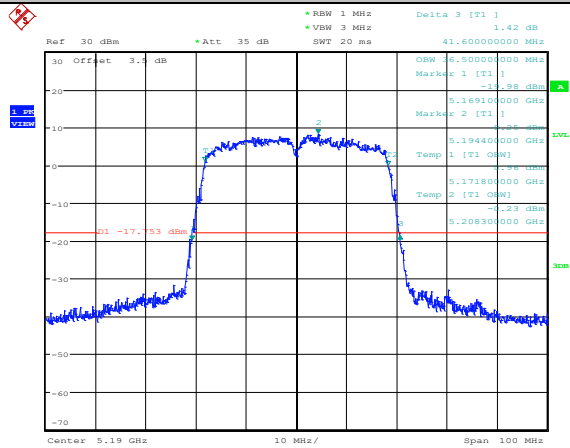
Date: 7.MAY.2019 11:17:56

11AC20SISO_ANT2_5700



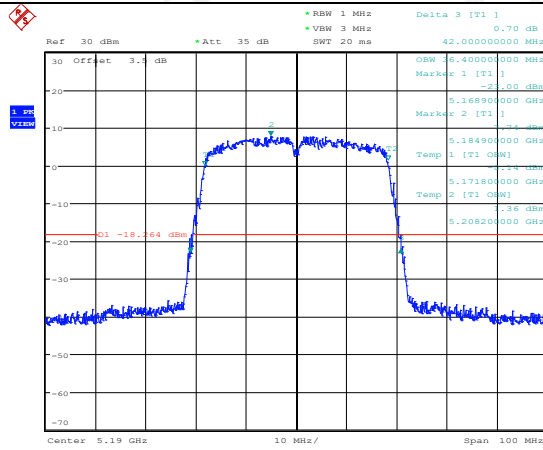
Date: 7.MAY.2019 16:26:50

11AC40SISO_ANT1_5190



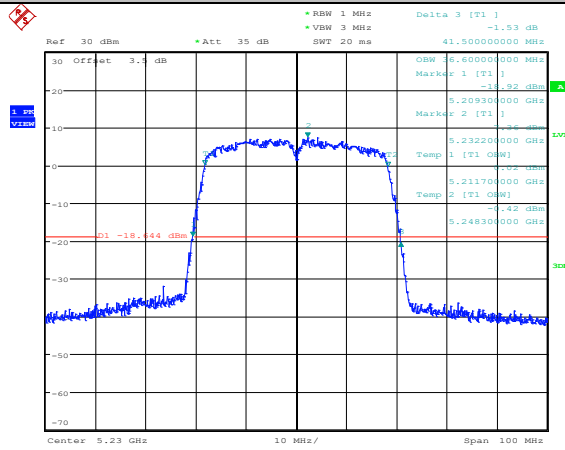
Date: 7.MAY.2019 12:04:49

11AC40SISO_ANT2_5190



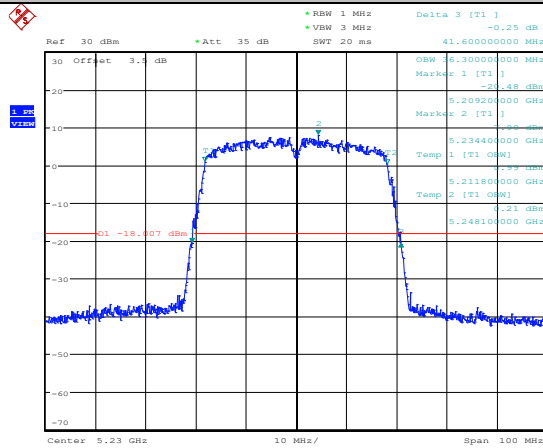
Date: 7.MAY.2019 18:15:29

11AC40SISO_ANT1_5230



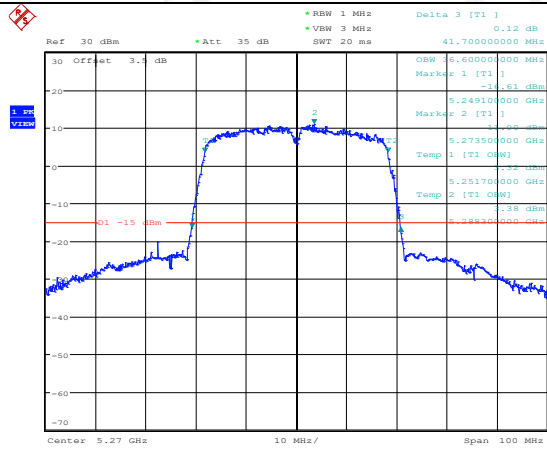
Date: 7.MAY.2019 12:08:18

11AC40SISO_ANT2_5230



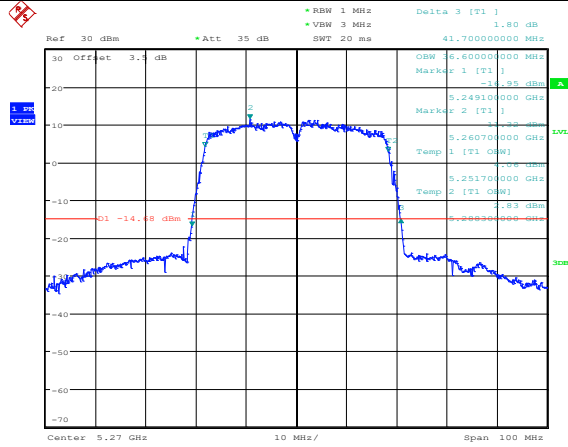
Date: 7.MAY.2019 18:27:01

11AC40SISO_ANT1_5270



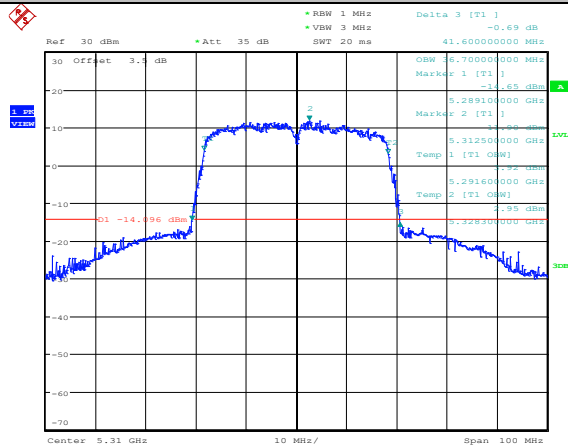
Date: 7.MAY.2019 12:11:14

11AC40SISO_ANT2_5270



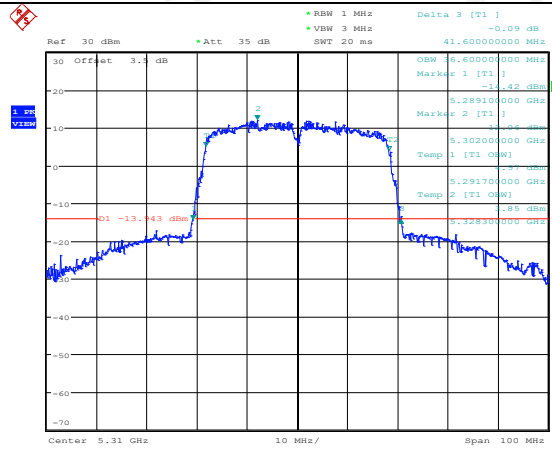
Date: 7.MAY.2019 18:31:57

11AC40SISO_ANT1_5310



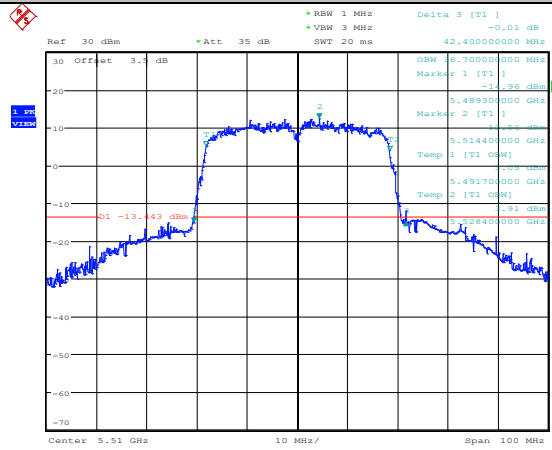
Date: 7.MAY.2019 12:13:10

11AC40SISO_ANT2_5310



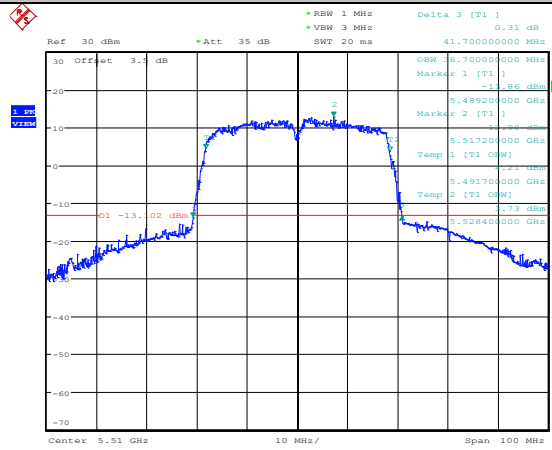
Date: 7.MAY.2019 18:39:00

11AC40SISO_ANT1_5510



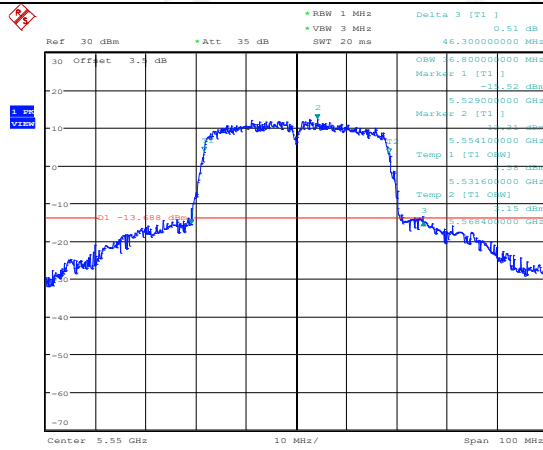
Date: 7.MAY.2019 12:14:57

11AC40SISO_ANT2_5510



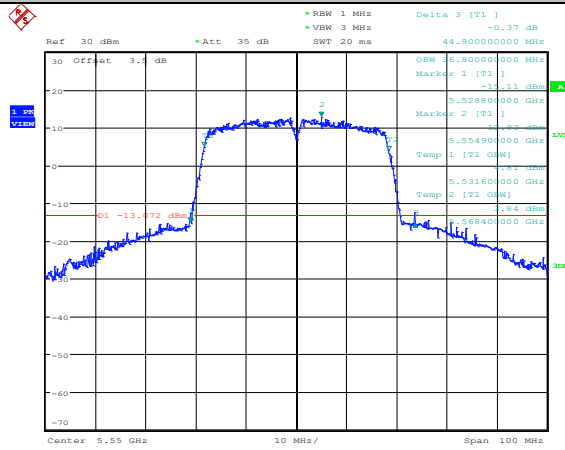
Date: 7.MAY.2019 18:41:17

11AC40SISO_ANT1_5550



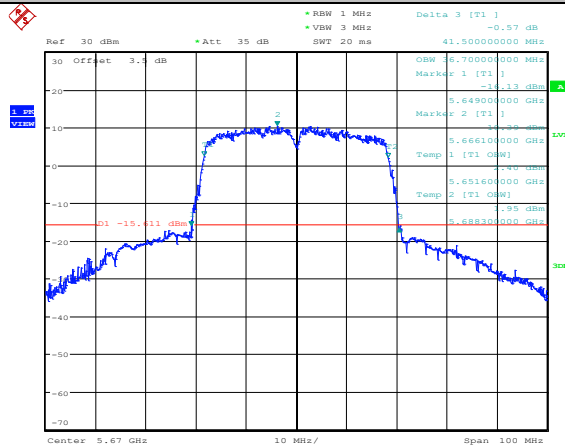
Date: 7.MAY.2019 12:16:49

11AC40SISO_ANT2_5550



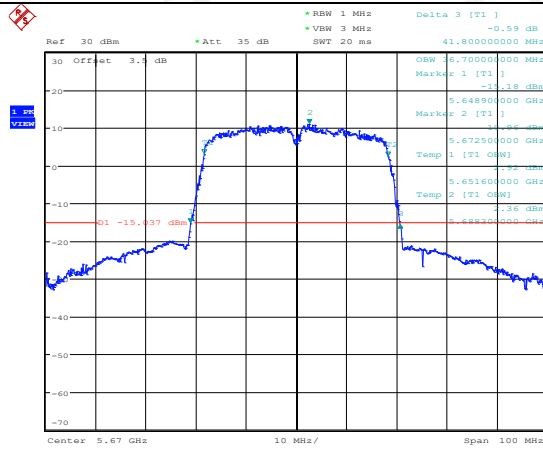
Date: 7.MAY.2019 18:47:00

11AC40SISO_ANT1_5670



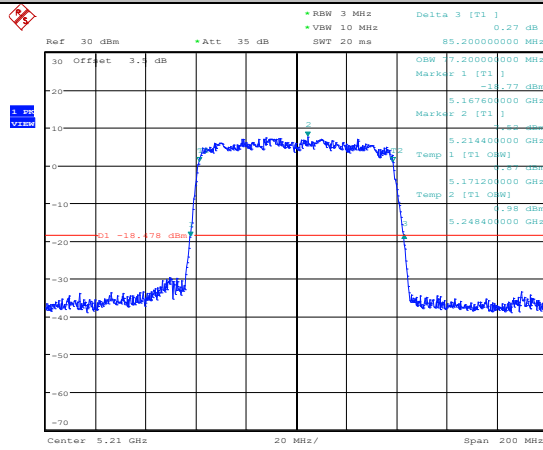
Date: 7.MAY.2019 12:18:28

11AC40SISO_ANT2_5670



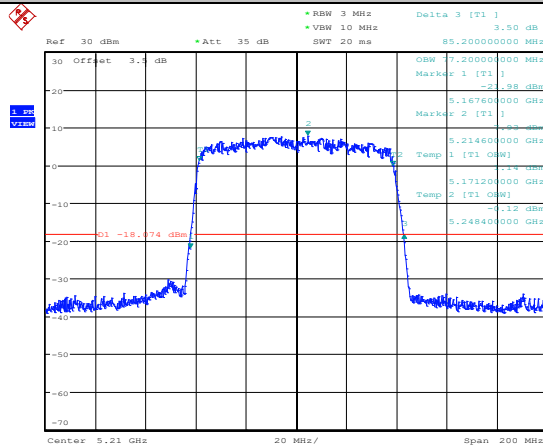
Date: 7.MAY.2019 18:50:39

11AC80SISO_ANT1_5210



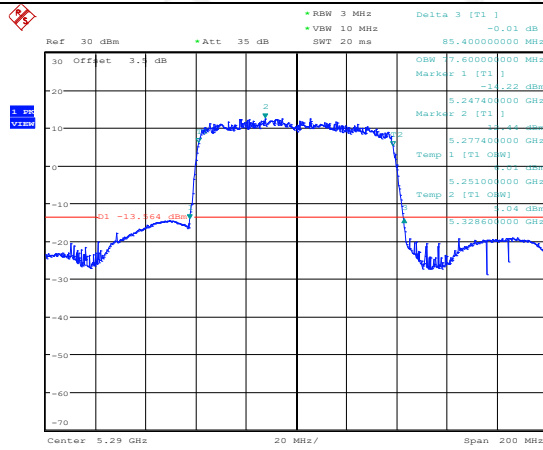
Date: 7.MAY.2019 12:33:01

11AC80SISO_ANT2_5210



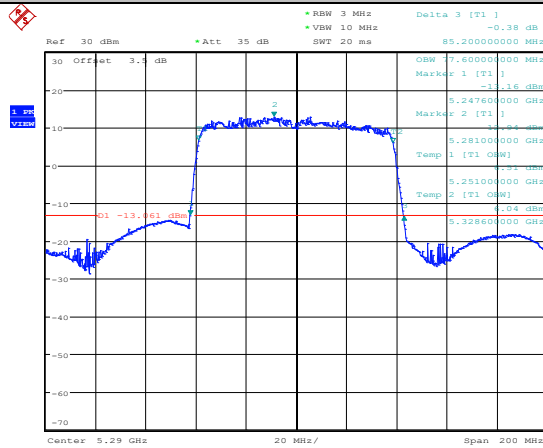
Date: 7.MAY.2019 19:00:23

11AC80SISO_ANT1_5290



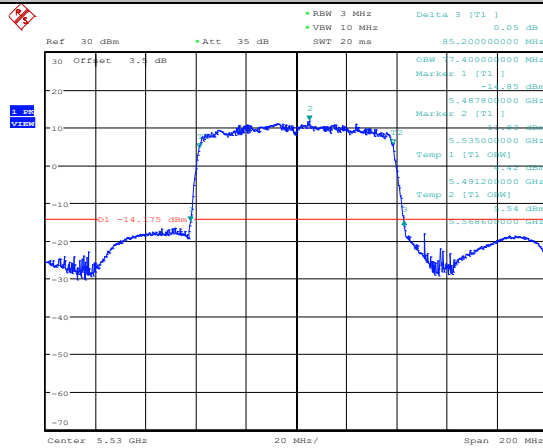
Date: 7.MAY.2019 12:37:34

11AC80SISO_ANT2_5290



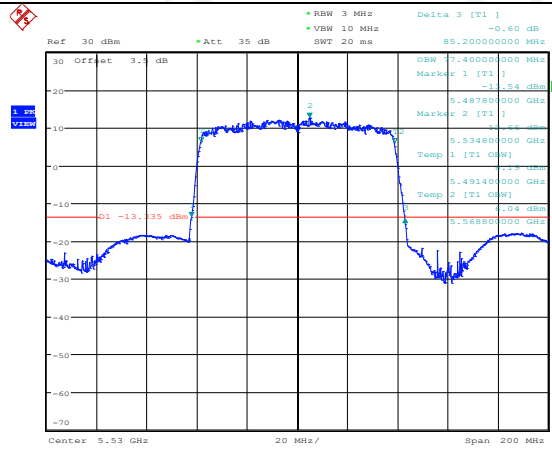
Date: 7.MAY.2019 19:03:22

11AC80SISO_ANT1_5530



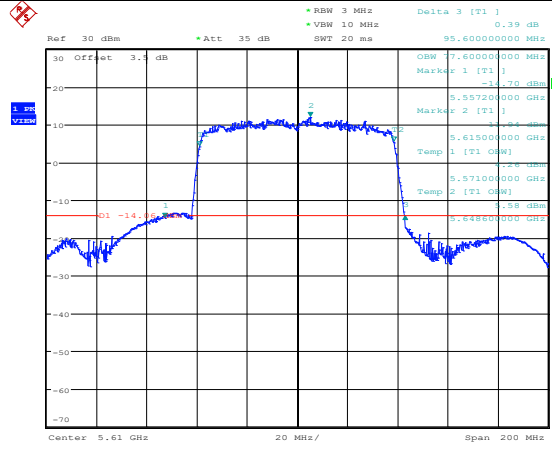
Date: 7.MAY.2019 14:41:25

11AC80SISO_ANT2_5530



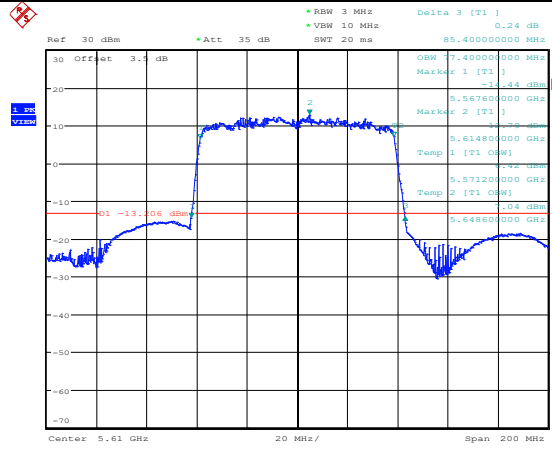
Date: 7.MAY.2019 19:06:30

11AC80SISO_ANT1_5610



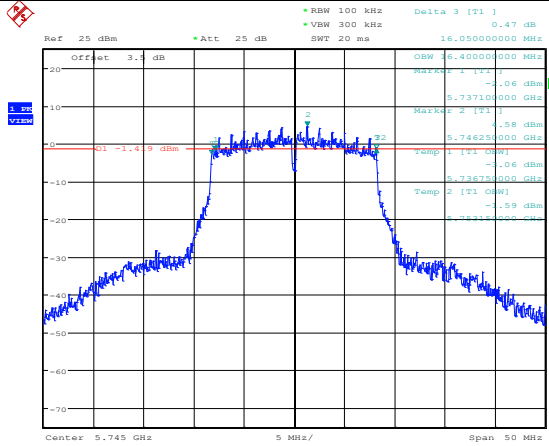
Date: 7.MAY.2019 14:32:26

11AC80SISO_ANT2_5610



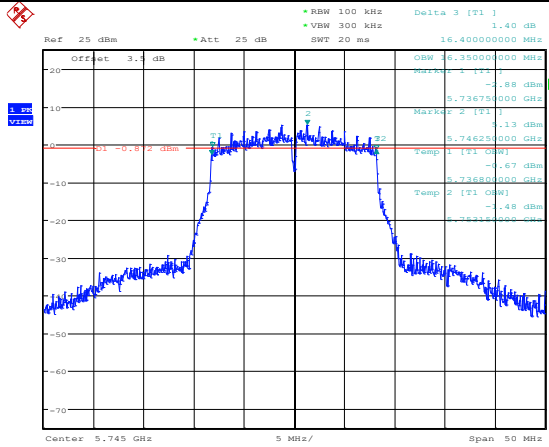
Date: 7.MAY.2019 19:09:39

11A_ANT1_5745



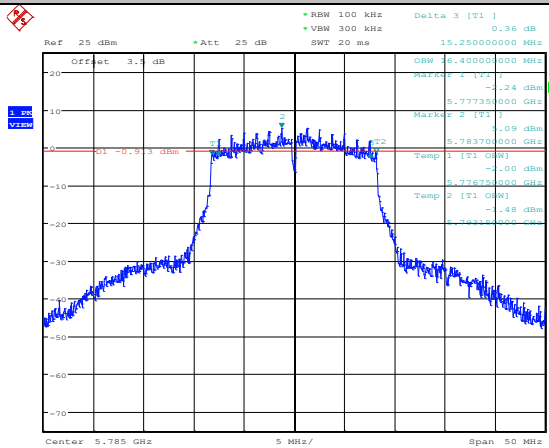
Date: 6.MAY.2019 18:47:16

11A_ANT2_5745



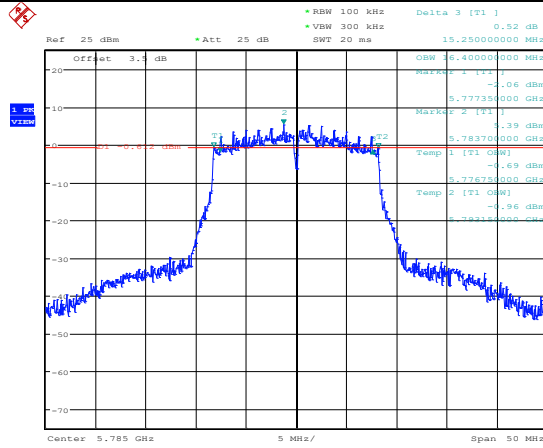
Date: 7.MAY.2019 15:10:12

11A_ANT1_5785



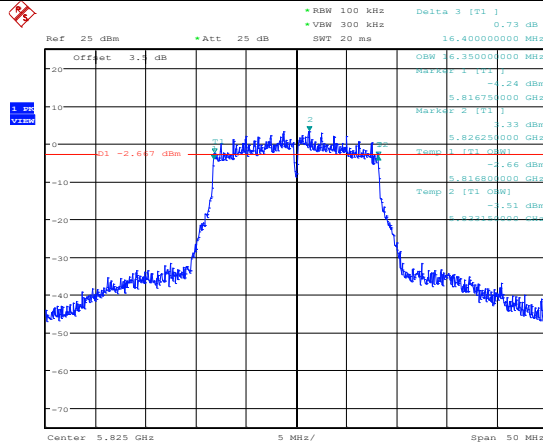
Date: 6.MAY.2019 18:50:13

11A_ANT2_5785



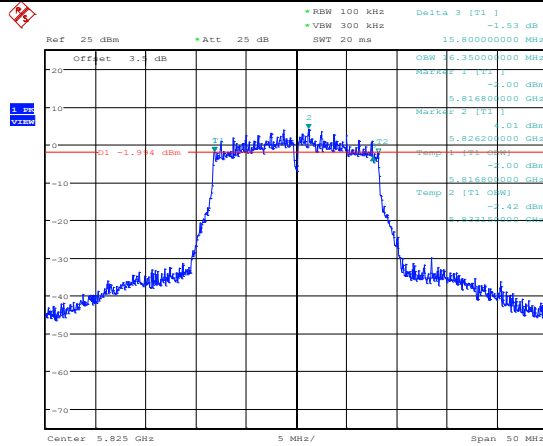
Date: 7.MAY.2019 15:12:52

11A_ANT1_5825



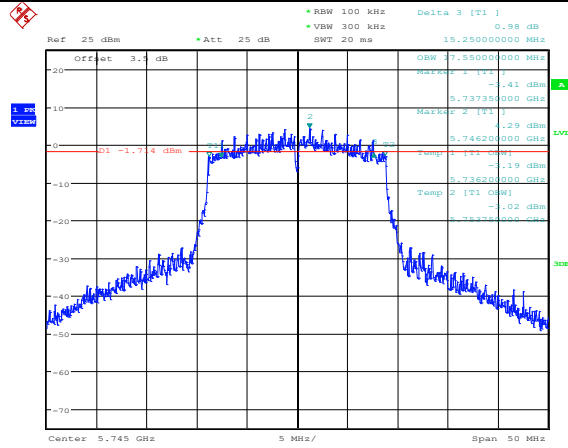
Date: 6.MAY.2019 18:53:29

11A_ANT2_5825



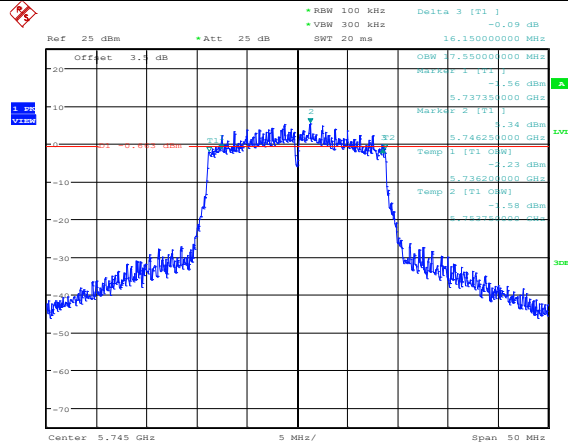
Date: 7.MAY.2019 15:15:38

11N20SISO_ANT1_5745



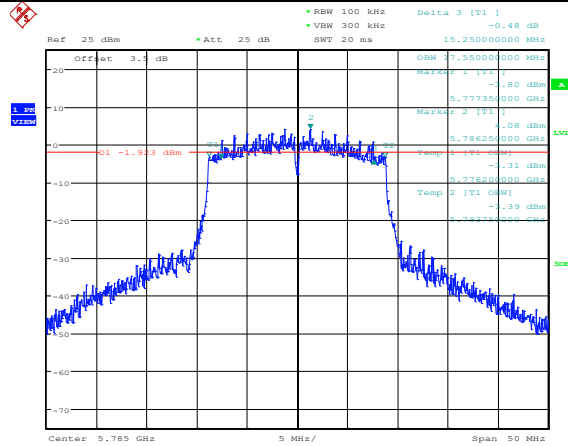
Date: 7.MAY.2019 10:04:50

11N20SISO_ANT2_5745



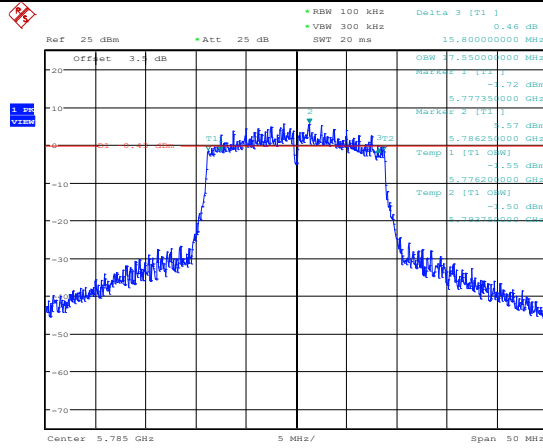
Date: 7.MAY.2019 16:46:47

11N20SISO_ANT1_5785



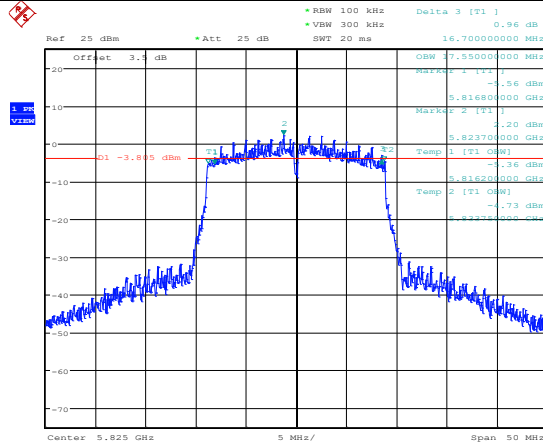
Date: 7.MAY.2019 10:07:17

11N20SISO_ANT2_5785



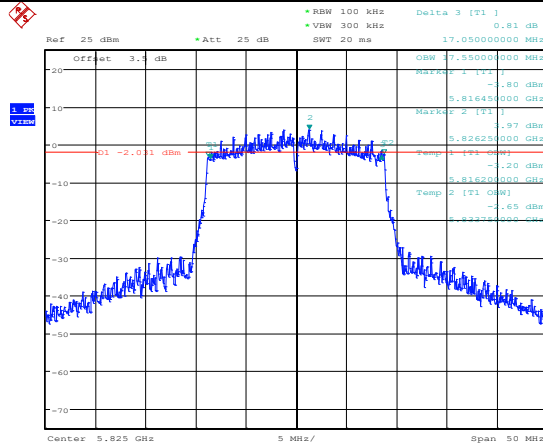
Date: 7.MAY.2019 16:48:50

11N20SISO_ANT1_5825



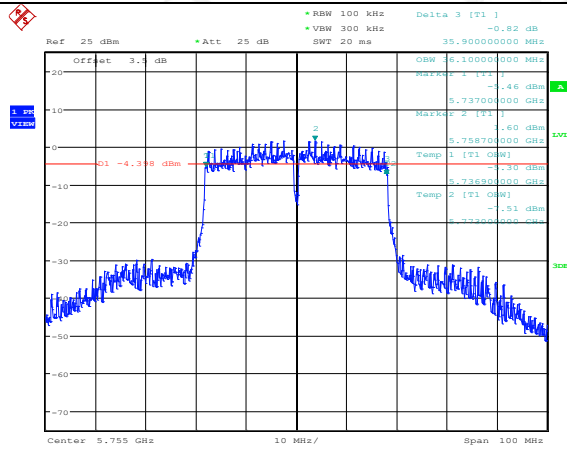
Date: 7.MAY.2019 10:09:41

11N20SISO_ANT2_5825



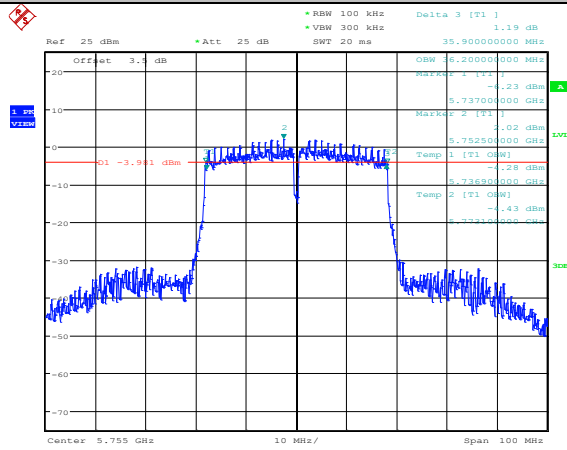
Date: 7.MAY.2019 16:02:17

11N40SISO_ANT1_5755



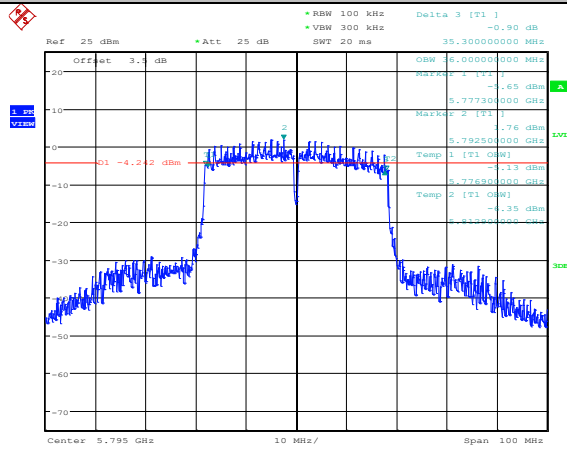
Date: 7.MAY.2019 11:57:26

11N40SISO_ANT2_5755



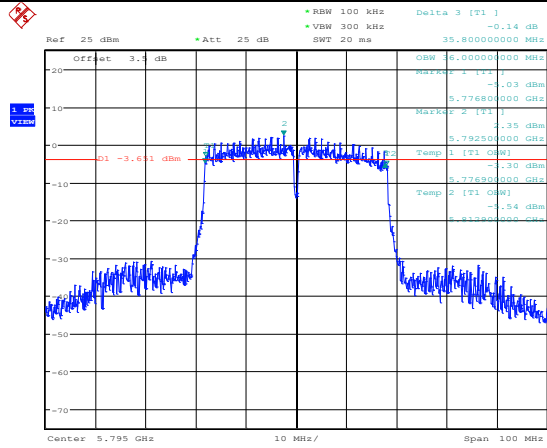
Date: 7.MAY.2019 18:07:11

11N40SISO_ANT1_5795



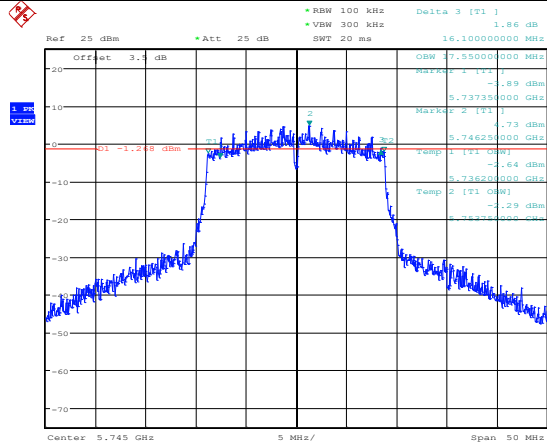
Date: 7.MAY.2019 11:59:42

11N40SISO_ANT2_5795



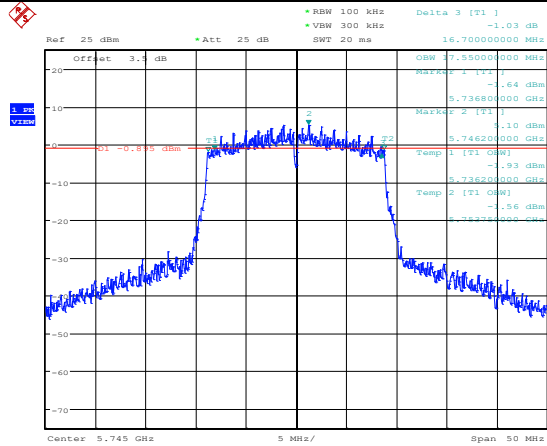
Date: 7.MAY.2019 18:10:57

11AC20SISO_ANT1_5745



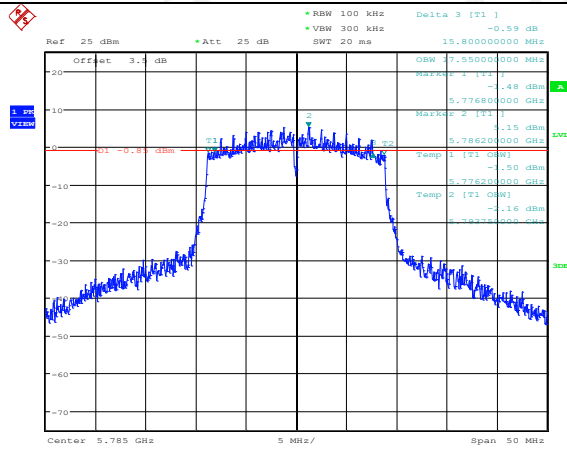
Date: 7.MAY.2019 11:19:24

11AC20SISO_ANT2_5745



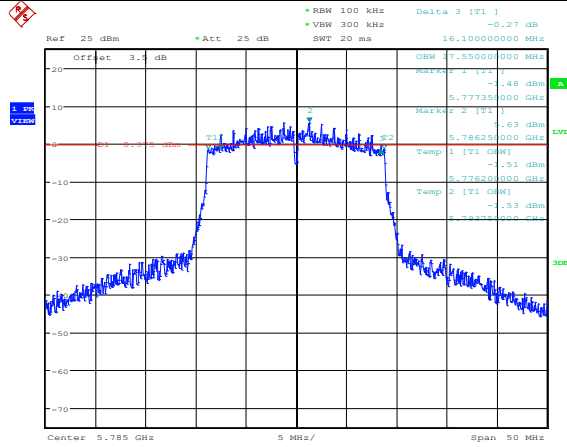
Date: 7.MAY.2019 16:52:33

11AC20SISO_ANT1_5785



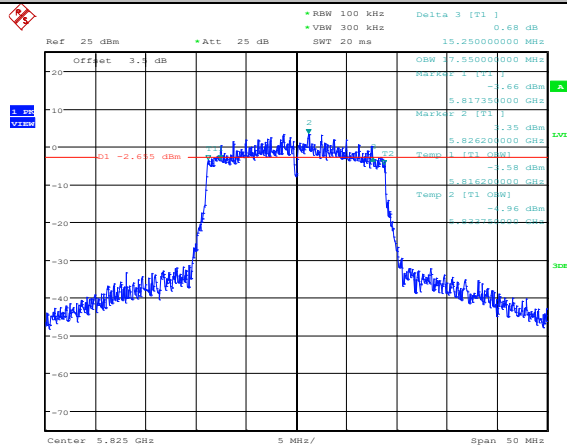
Date: 7.MAY.2019 11:21:00

11AC20SISO_ANT2_5785



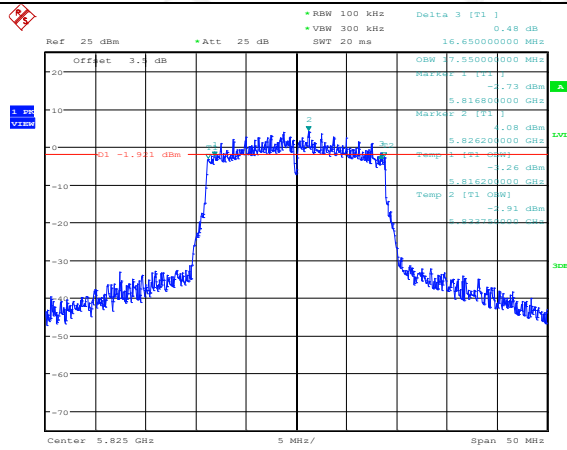
Date: 7.MAY.2019 16:54:47

11AC20SISO_ANT1_5825



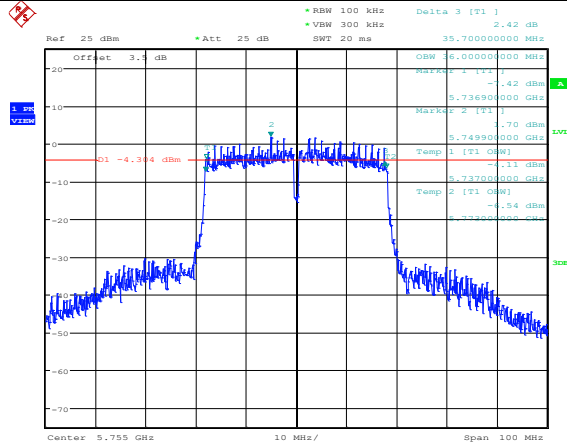
Date: 7.MAY.2019 11:23:33

11AC20SISO_ANT2_5825



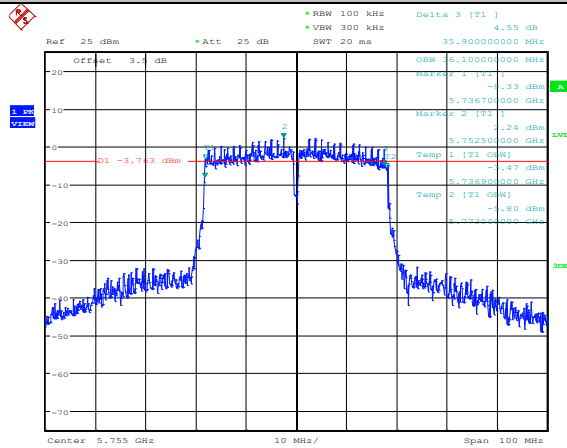
Date: 7.MAY.2019 16:59:09

11AC40SISO_ANT1_5755



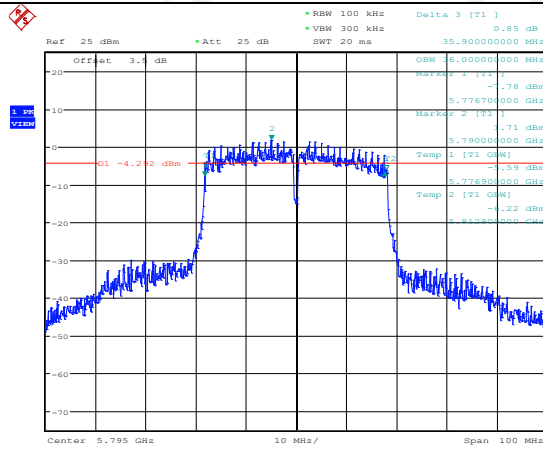
Date: 7.MAY.2019 12:20:07

11AC40SISO_ANT2_5755



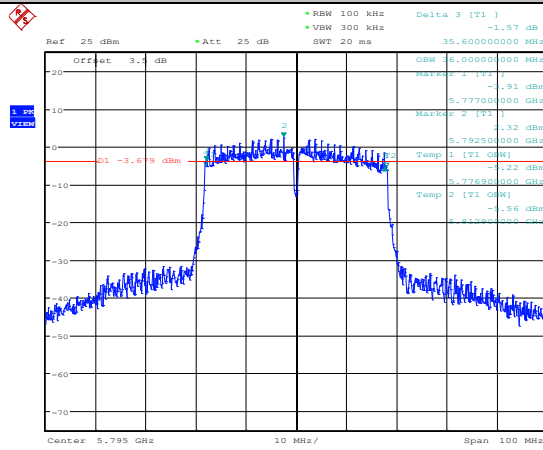
Date: 7.MAY.2019 18:53:59

11AC40SISO_ANT1_5795



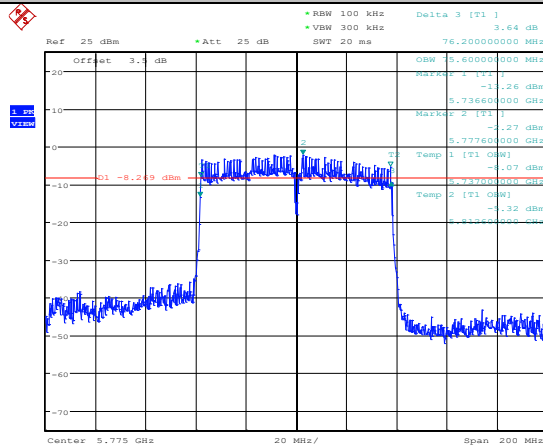
Date: 7.MAY.2019 12:22:00

11AC40SISO_ANT2_5795



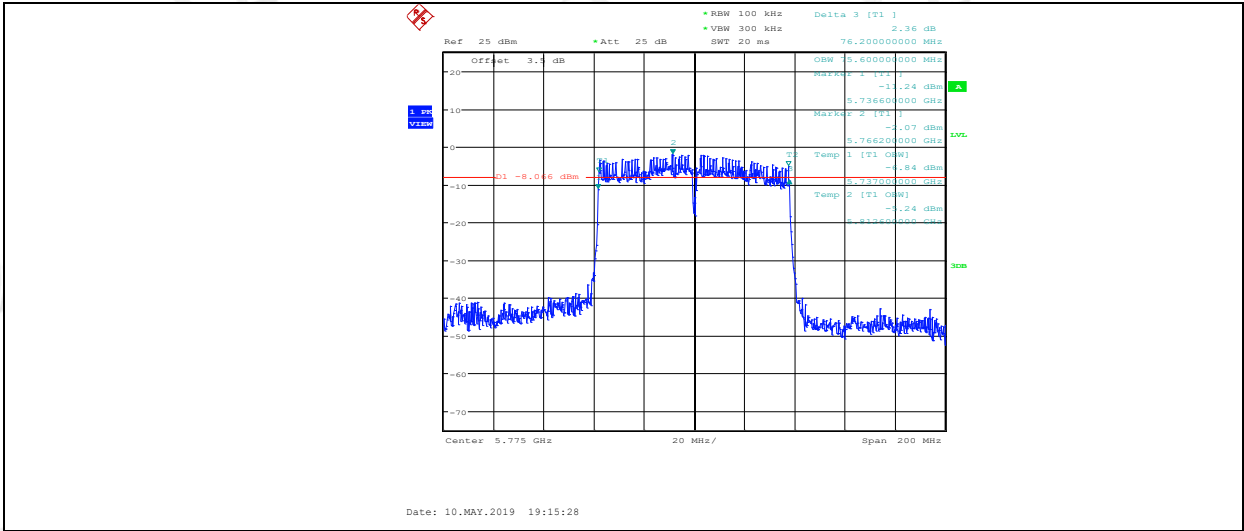
Date: 7.MAY.2019 18:57:24

11AC80SISO_ANT1_5775



Date: 10.MAY.2019 19:12:29

11AC80SISO_ANT2_5775



5. Maximum Output Power

5.1. Block diagram of test setup

Same as section 4.1

5.2. Limits

FCC Part15, Subpart E/ RSS-247		
Test Item	Limit	Frequency Range (MHz)
Conducted Output Power	For FCC client devices: 250 mW (24 dBm)	5150-5250
	For RSS: e.i.r.p. power: not exceed 200 mW(23 dBm) or $10 + 10 \log_{10} B$	
	For FCC: 250mW (24d Bm) or $11 + 10 \log_{10} B$	5250-5350
	For RSS: e.i.r.p. power: not exceed 1.0 W(30 dBm) or $17 + 10 \log_{10} B$	
	For FCC: 250 mW (24 dBm) or $11 + 10 \log_{10} B$	For FCC:5470-5725 For IC:5470-5600 5650-5725
	For RSS: e.i.r.p. power: not exceed 1.0 W(30 dBm) or $17 + 10 \log_{10} B$	
	1 Watt (30 dBm)	5725-5850

Note: For FCC: B=26 bandwidth; For ISED: B=99% bandwidth.
(For ISED e.i.r.p. power only for 5725-5850 Band)

5.3. Test Procedure

- (1) Connect each EUT's antenna output to Spectrum Analyzer by RF cable and attenuator
- (2) Add each antenna port's results to get the total output power of EUT.

5.4. Test Result

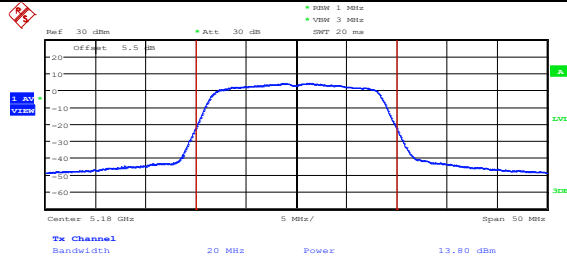
Test Mode	Ant	Test Channel [MHz]	Output Power [dBm]	EIRP [dBm]	FCC LIMIT [dBm]	ISED LIMIT [dBm]
11A	ANT1	5180	13.80	17.11	24.00	22.20
11A	ANT2	5180	13.94	18.51	24.00	22.20
11A	ANT1	5200	13.82	17.13	24.00	22.19
11A	ANT2	5200	14.14	18.71	24.00	22.19
11A	ANT1	5240	13.61	16.92	24.00	22.19
11A	ANT2	5240	13.62	18.19	24.00	22.20
11A	ANT1	5260	17.55	20.86	23.99	29.20
11A	ANT2	5260	17.76	22.33	23.97	29.20
11A	ANT1	5280	18.63	21.94	23.98	29.23
11A	ANT2	5280	18.72	23.29	24.00	29.20
11A	ANT1	5320	18.56	21.87	24.00	29.23

11A	ANT2	5320	18.90	23.47	24.00	29.21
11A	ANT1	5500	18.96	22.27	24.00	29.24
11A	ANT2	5500	19.24	23.81	24.00	29.21
11A	ANT1	5580	18.71	22.02	24.00	29.21
11A	ANT2	5580	19.37	23.94	24.00	29.24
11A	ANT1	5700	16.44	19.75	24.00	29.20
11A	ANT2	5700	16.92	21.49	23.99	29.20
11A	ANT1	5745	17.14	20.45	30.00	30.00
11A	ANT2	5745	17.86	22.43	30.00	30.00
11A	ANT1	5785	17.86	21.17	30.00	30.00
11A	ANT2	5785	18.38	22.95	30.00	30.00
11A	ANT1	5825	16.19	19.50	30.00	30.00
11A	ANT2	5825	16.87	21.44	30.00	30.00
11N20	ANT1	5180	13.85	17.16	24.00	22.47
11N20	ANT2	5180	14.29	18.86	24.00	22.47
11N20	ANT1	5200	13.97	17.28	24.00	22.47
11N20	ANT2	5200	14.40	18.97	24.00	22.47
11N20	ANT1	5240	13.75	17.06	24.00	22.48
11N20	ANT2	5240	14.17	18.74	24.00	22.47
11N20	ANT1	5260	17.77	21.08	24.00	29.47
11N20	ANT2	5260	18.05	22.62	24.00	29.47
11N20	ANT1	5280	18.63	21.94	24.00	29.48
11N20	ANT2	5280	18.98	23.55	24.00	29.48
11N20	ANT1	5320	19.07	22.38	24.00	29.49
11N20	ANT2	5320	19.27	23.84	24.00	29.48
11N20	ANT1	5500	19.14	22.45	23.07	29.49
11N20	ANT2	5500	19.49	24.06	23.06	29.48
11N20	ANT1	5580	19.34	22.65	23.43	29.50
11N20	ANT2	5580	20.57	25.14	23.43	29.49
11N20	ANT1	5700	16.25	19.56	23.05	29.48
11N20	ANT2	5700	17.41	21.98	23.06	29.48
11N20	ANT1	5745	17.07	20.38	30.00	30.00
11N20	ANT2	5745	18.18	22.75	30.00	30.00
11N20	ANT1	5785	17.14	20.45	30.00	30.00
11N20	ANT2	5785	18.81	23.38	30.00	30.00
11N20	ANT1	5825	15.29	18.60	30.00	30.00
11N20	ANT2	5825	17.12	21.69	30.00	30.00
11N40	ANT1	5190	16.86	20.17	24.00	23.00

11N40	ANT2	5190	17.15	21.72	24.00	23.00
11N40	ANT1	5230	16.36	19.67	24.00	23.00
11N40	ANT2	5230	16.61	21.18	24.00	23.00
11N40	ANT1	5270	19.61	22.92	24.00	30.00
11N40	ANT2	5270	20.02	24.59	24.00	30.00
11N40	ANT1	5310	20.70	24.01	24.00	30.00
11N40	ANT2	5310	21.22	25.79	24.00	30.00
11N40	ANT1	5510	21.41	24.72	24.00	30.00
11N40	ANT2	5510	21.29	25.86	24.00	30.00
11N40	ANT1	5550	21.57	24.88	24.00	30.00
11N40	ANT2	5550	21.64	26.21	24.00	30.00
11N40	ANT1	5670	19.12	22.43	24.00	30.00
11N40	ANT2	5670	19.69	24.26	24.00	30.00
11N40	ANT1	5755	19.57	22.88	30.00	30.00
11N40	ANT2	5755	20.20	24.77	30.00	30.00
11N40	ANT1	5795	20.07	23.38	30.00	30.00
11N40	ANT2	5795	20.47	25.04	30.00	30.00
11AC20	ANT1	5180	13.72	17.03	24.00	22.47
11AC20	ANT2	5180	14.31	18.88	24.00	22.47
11AC20	ANT1	5200	14.04	17.35	24.00	22.47
11AC20	ANT2	5200	14.40	18.97	24.00	22.47
11AC20	ANT1	5240	13.56	16.87	24.00	22.47
11AC20	ANT2	5240	14.13	18.70	24.00	22.47
11AC20	ANT1	5260	17.70	21.01	24.00	29.48
11AC20	ANT2	5260	17.99	22.56	24.00	29.47
11AC20	ANT1	5280	18.57	21.88	24.00	29.48
11AC20	ANT2	5280	19.02	23.59	24.00	29.48
11AC20	ANT1	5320	18.68	21.99	24.00	29.48
11AC20	ANT2	5320	19.17	23.74	24.00	29.48
11AC20	ANT1	5500	19.06	22.37	23.06	29.48
11AC20	ANT2	5500	19.51	24.08	23.05	29.48
11AC20	ANT1	5580	18.96	22.27	23.06	29.49
11AC20	ANT2	5580	19.59	24.16	23.09	29.48
11AC20	ANT1	5700	16.49	19.80	23.06	29.48
11AC20	ANT2	5700	17.42	21.99	23.05	29.47
11AC20	ANT1	5745	17.57	20.88	30.00	30.00
11AC20	ANT2	5745	18.30	22.87	30.00	30.00
11AC20	ANT1	5785	18.15	21.46	30.00	30.00

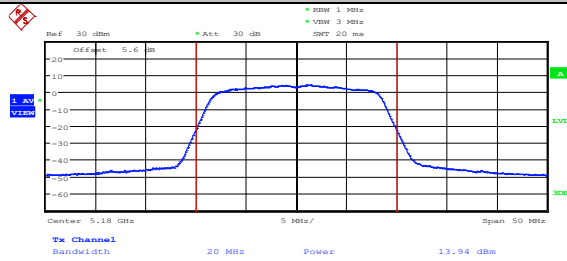
11AC20	ANT2	5785	18.61	23.18	30.00	30.00
11AC20	ANT1	5825	16.38	19.69	30.00	30.00
11AC20	ANT2	5825	17.10	21.67	30.00	30.00
11AC40	ANT1	5190	16.64	19.95	24.00	23.00
11AC40	ANT2	5190	17.02	21.59	24.00	23.00
11AC40	ANT1	5230	16.23	19.54	24.00	23.00
11AC40	ANT2	5230	16.45	21.02	24.00	23.00
11AC40	ANT1	5270	19.55	22.86	24.00	30.00
11AC40	ANT2	5270	20.06	24.63	24.00	30.00
11AC40	ANT1	5310	20.49	23.80	24.00	30.00
11AC40	ANT2	5310	20.98	25.55	24.00	30.00
11AC40	ANT1	5510	20.83	24.14	24.00	30.00
11AC40	ANT2	5510	21.62	26.19	24.00	30.00
11AC40	ANT1	5550	21.12	24.43	24.00	30.00
11AC40	ANT2	5550	21.58	26.15	24.00	30.00
11AC40	ANT1	5670	19.48	22.79	24.00	30.00
11AC40	ANT2	5670	19.73	24.30	24.00	30.00
11AC40	ANT1	5755	19.52	22.83	30.00	30.00
11AC40	ANT2	5755	20.32	24.89	30.00	30.00
11AC40	ANT1	5795	19.70	23.01	30.00	30.00
11AC40	ANT2	5795	20.28	24.85	30.00	30.00
11AC80	ANT1	5210	16.01	19.32	24.00	23.00
11AC80	ANT2	5210	16.56	21.13	24.00	23.00
11AC80	ANT1	5290	20.93	24.24	24.00	30.00
11AC80	ANT2	5290	21.46	26.03	24.00	30.00
11AC80	ANT1	5530	20.48	23.79	24.00	30.00
11AC80	ANT2	5530	20.99	25.56	24.00	30.00
11AC80	ANT1	5775	20.25	23.56	24.00	30.00
11AC80	ANT2	5775	21.14	25.71	24.00	30.00

11A_ANT1_5180



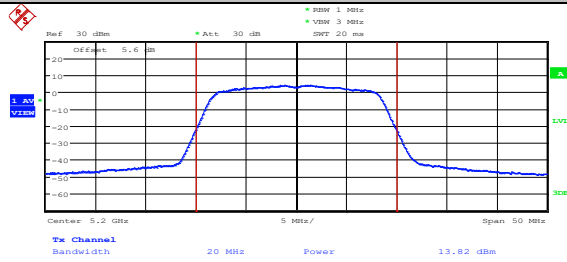
Date: 6.MAY.2019 17:56:54

11A_ANT2_5180



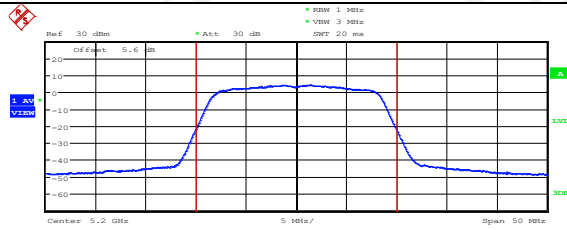
Date: 7.MAY.2019 14:47:11

11A_ANT1_5200



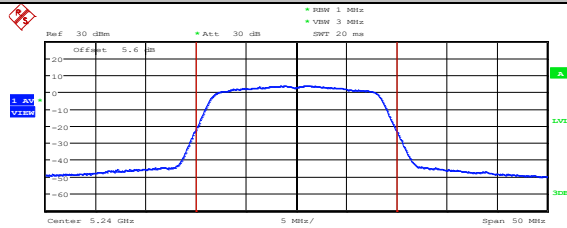
Date: 6.MAY.2019 18:04:50

11A_ANT2_5200



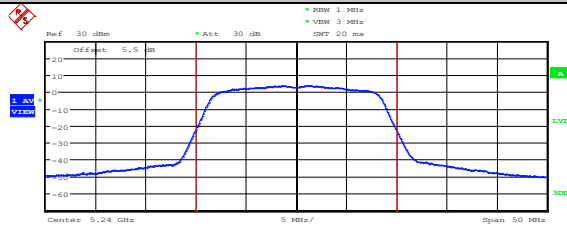
Date: 7.MAY.2019 14:51:21

11A_ANT1_5240



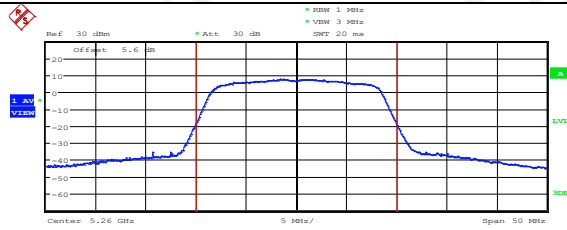
Date: 6.MAY.2019 18:09:41

11A_ANT2_5240



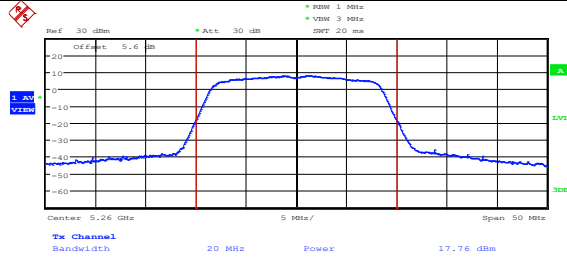
Date: 7.MAY.2019 14:53:11

11A_ANT1_5260



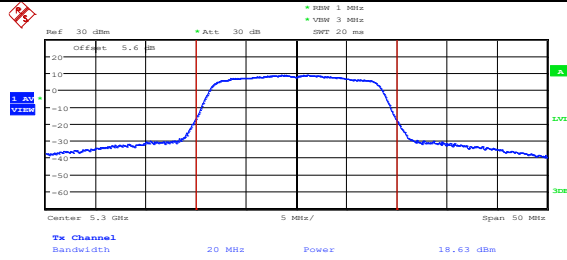
Date: 6.MAY.2019 18:13:05

11A_ANT2_5260



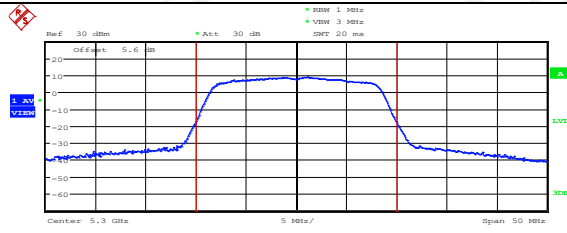
Date: 7.MAY.2019 14:55:39

11A_ANT1_5300



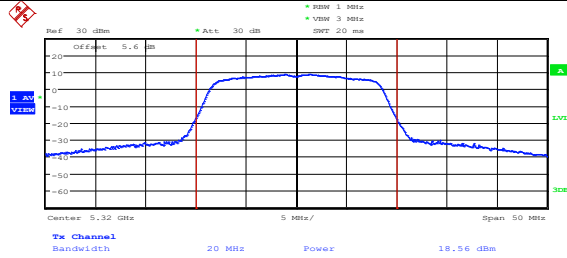
Date: 6.MAY.2019 18:15:27

11A_ANT2_5300



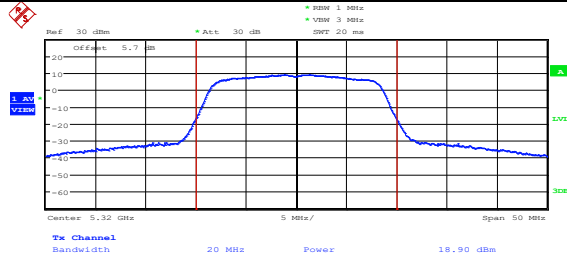
Date: 7.MAY.2019 14:58:00

11A_ANT1_5320



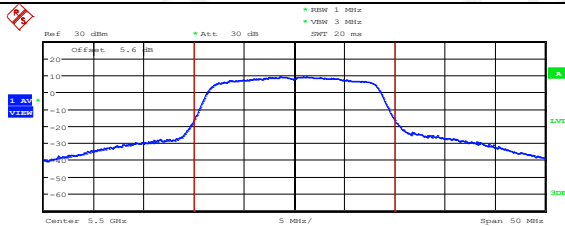
Date: 6.MAY.2019 18:18:32

11A_ANT2_5320



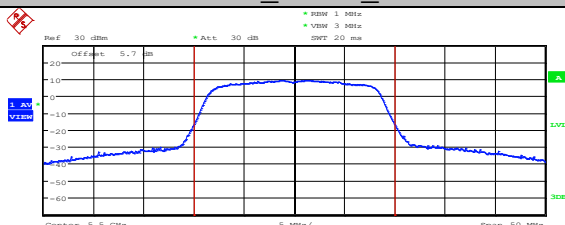
Date: 7.MAY.2019 15:01:40

11A_ANT1_5500



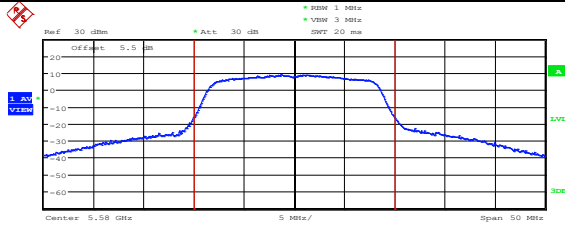
Date: 6.MAY.2019 18:21:07

11A_ANT2_5500



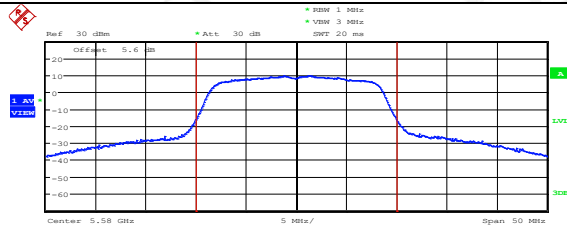
Date: 7.MAY.2019 15:03:51

11A_ANT1_5580



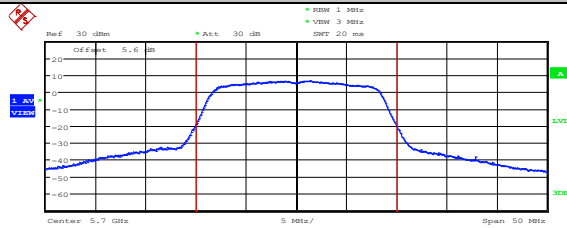
Date: 7.MAY.2019 10:24:37

11A_ANT2_5580



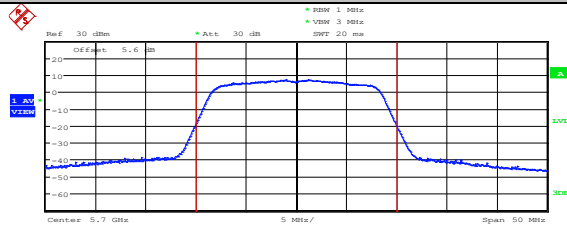
Date: 7.MAY.2019 15:06:23

11A_ANT1_5700



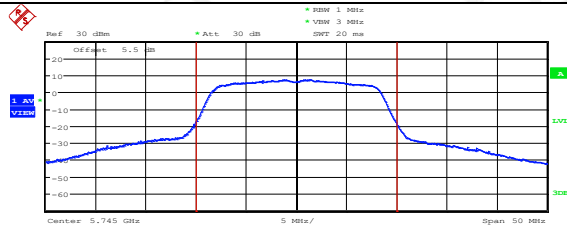
Date: 6.MAY.2019 18:46:14

11A_ANT2_5700



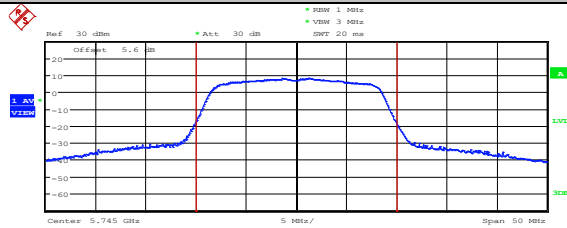
Date: 7.MAY.2019 15:09:02

11A_ANT1_5745



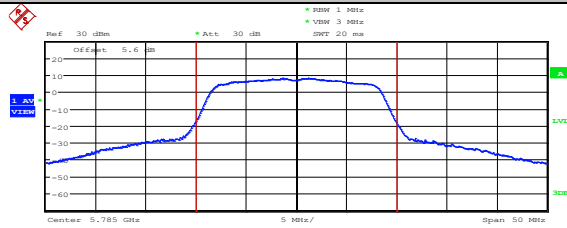
Date: 6.MAY.2019 18:48:44

11A_ANT2_5745



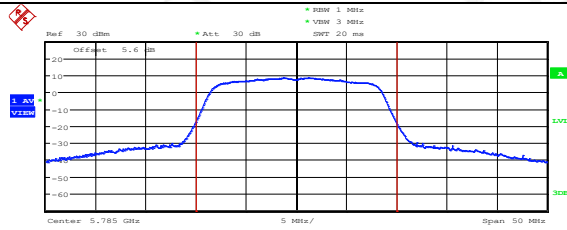
Date: 7.MAY.2019 15:11:51

11A_ANT1_5785



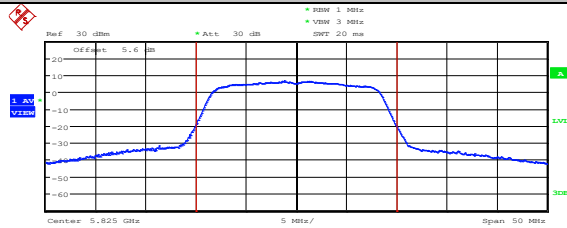
Date: 6.MAY.2019 18:52:20

11A_ANT2_5785



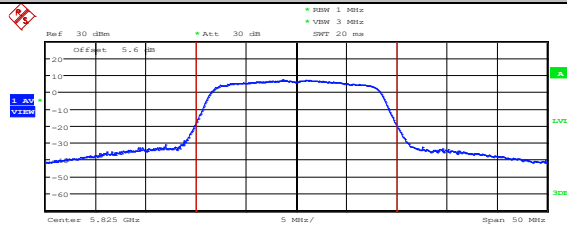
Date: 7.MAY.2019 15:14:24

11A_ANT1_5825



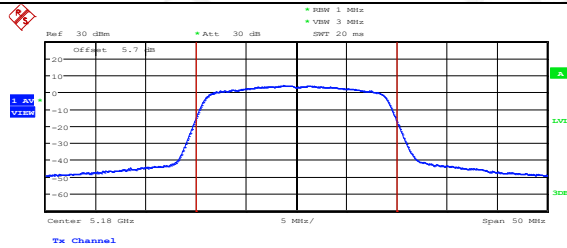
Date: 6.MAY.2019 18:54:47

11A_ANT2_5825



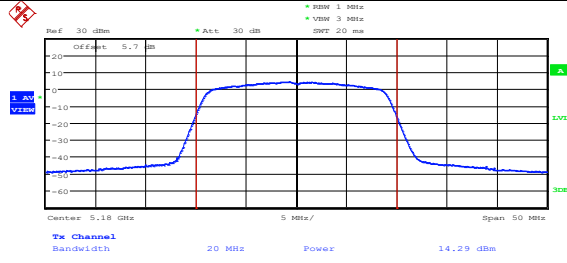
Date: 7.MAY.2019 15:17:24

11N20SISO_ANT1_5180



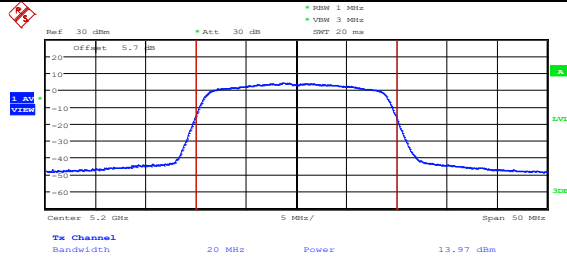
Date: 6.MAY.2019 19:35:37

11N20SISO_ANT2_5180



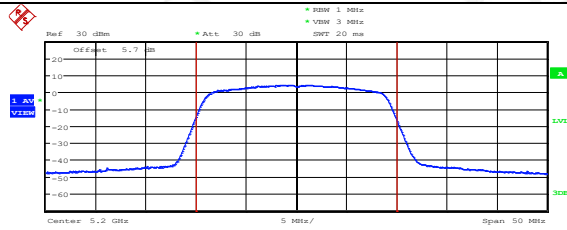
Date: 7.MAY.2019 15:34:09

11N20SISO_ANT1_5200



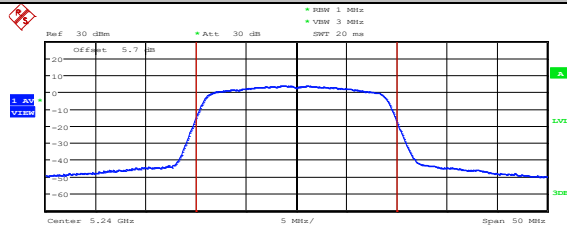
Date: 6.MAY.2019 19:40:50

11N20SISO_ANT2_5200



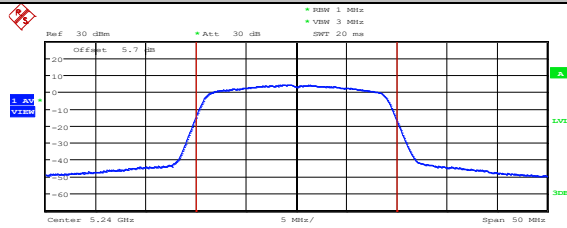
Date: 7.MAY.2019 15:36:20

11N20SISO_ANT1_5240



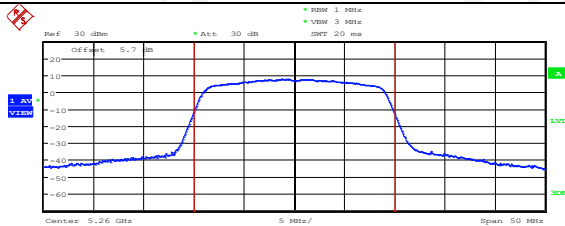
Date: 6.MAY.2019 19:45:33

11N20SISO_ANT2_5240



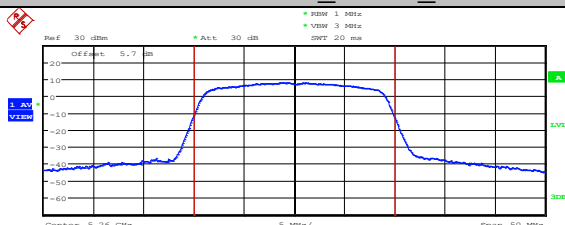
Date: 7.MAY.2019 15:38:13

11N20SISO_ANT1_5260



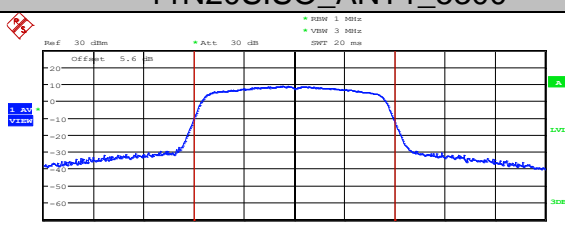
Date: 6.MAY.2019 19:48:37

11N20SISO_ANT2_5260



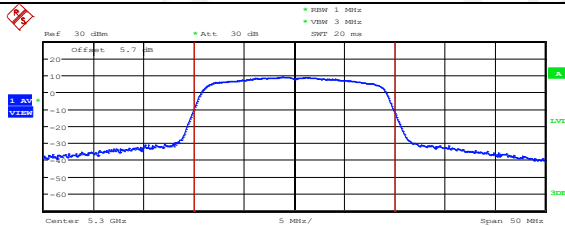
Date: 7.MAY.2019 15:44:06

11N20SISO_ANT1_5300



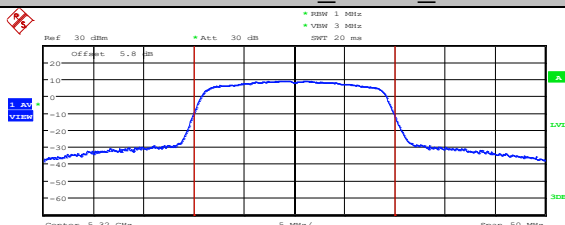
Date: 6.MAY.2019 19:50:17

11N20SISO_ANT2_5300



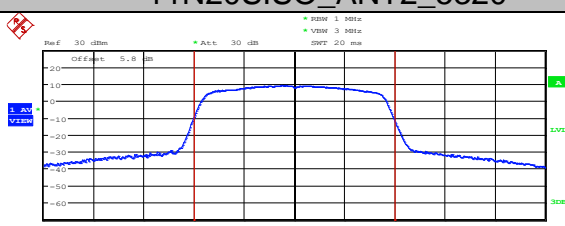
Date: 7.MAY.2019 15:46:18

11N20SISO_ANT1_5320



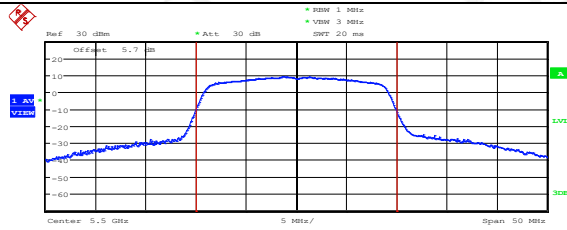
Date: 6.MAY.2019 19:52:31

11N20SISO_ANT2_5320



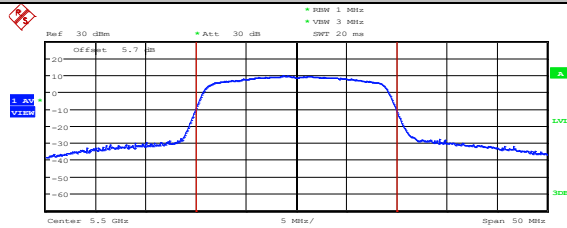
Date: 7.MAY.2019 15:48:43

11N20SISO_ANT1_5500



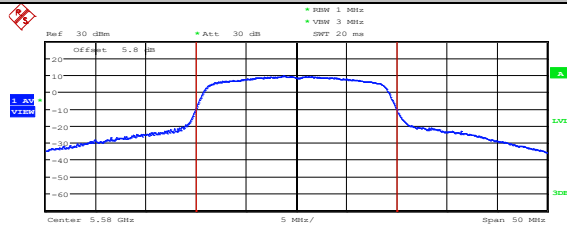
Date: 6.MAY.2019 19:55:56

11N20SISO_ANT2_5500



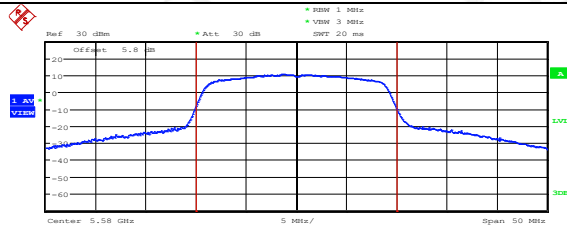
Date: 7.MAY.2019 15:50:56

11N20SISO_ANT1_5580



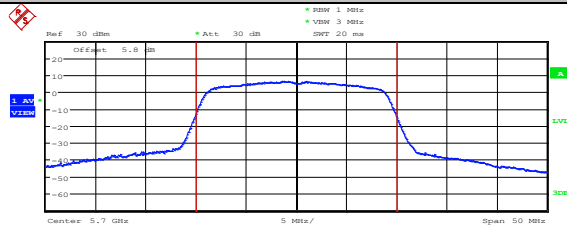
Date: 7.MAY.2019 09:50:15

11N20SISO_ANT2_5580



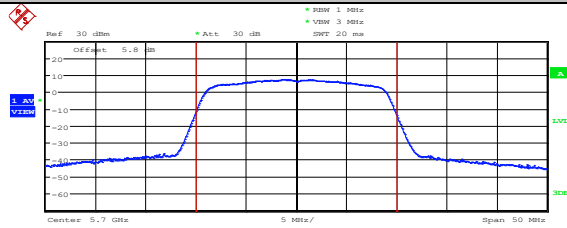
Date: 7.MAY.2019 15:53:31

11N20SISO_ANT1_5700



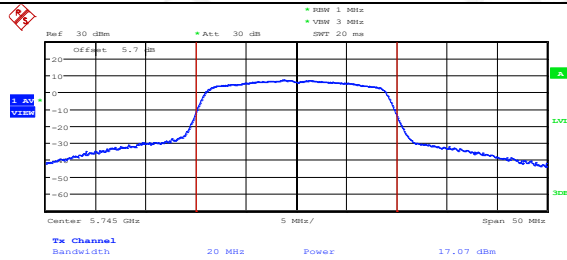
Date: 7.MAY.2019 10:03:29

11N20SISO_ANT2_5700



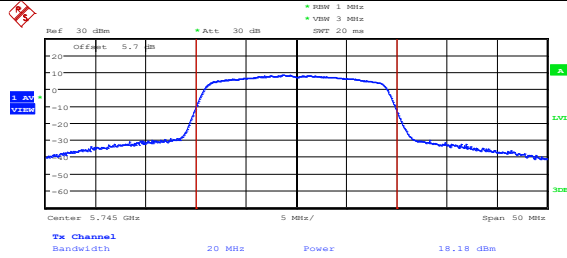
Date: 7.MAY.2019 15:56:49

11N20SISO_ANT1_5745



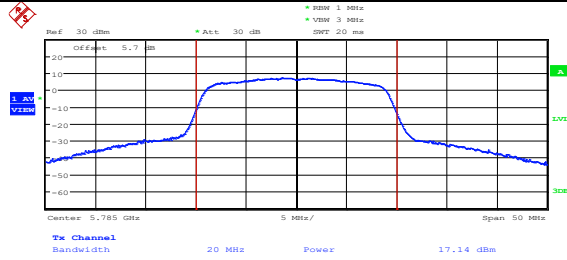
Date: 7.MAY.2019 10:05:28

11N20SISO_ANT2_5745



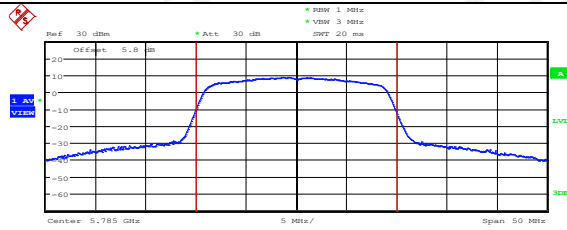
Date: 7.MAY.2019 16:47:43

11N20SISO_ANT1_5785



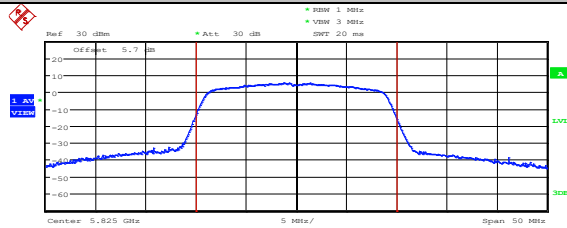
Date: 7.MAY.2019 10:07:59

11N20SISO_ANT2_5785



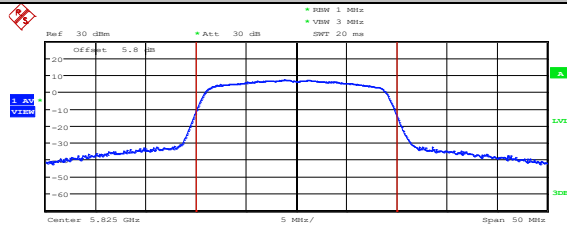
Date: 7.MAY.2019 16:49:50

11N20SISO_ANT1_5825



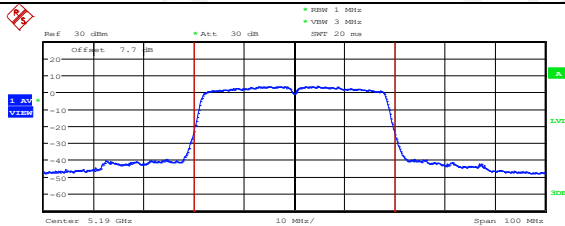
Date: 7.MAY.2019 10:10:20

11N20SISO_ANT2_5825



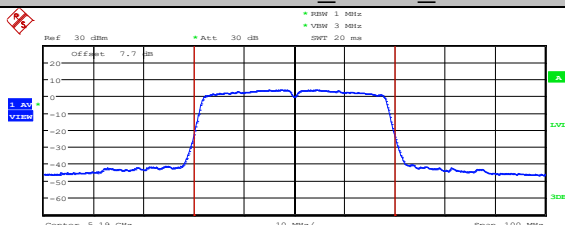
Date: 7.MAY.2019 16:03:28

11N40SISO_ANT1_5190



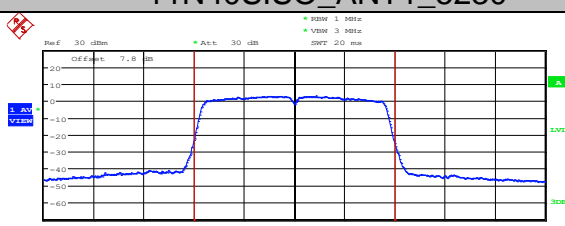
Date: 7.MAY.2019 11:33:22

11N40SISO_ANT2_5190



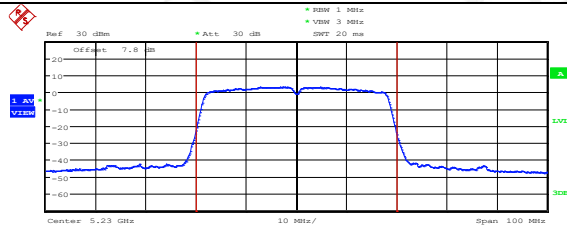
Date: 7.MAY.2019 17:46:56

11N40SISO_ANT1_5230



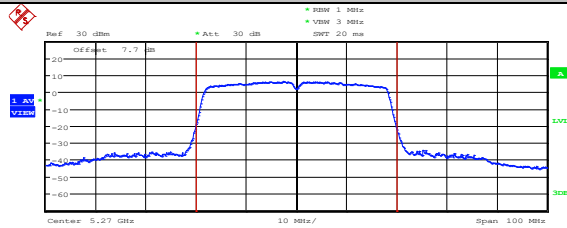
Date: 7.MAY.2019 11:39:14

11N40SISO_ANT2_5230



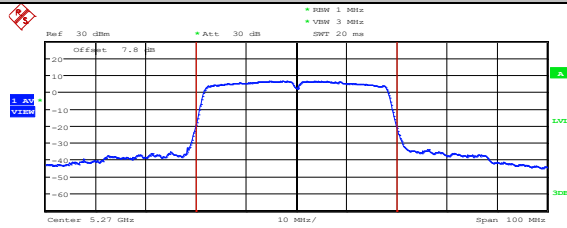
Date: 7.MAY.2019 17:50:24

11N40SISO_ANT1_5270



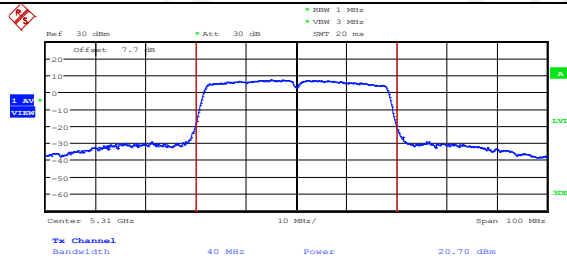
Date: 7.MAY.2019 11:41:23

11N40SISO_ANT2_5270



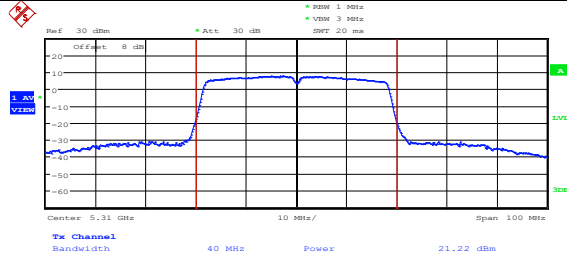
Date: 7.MAY.2019 17:53:00

11N40SISO_ANT1_5310



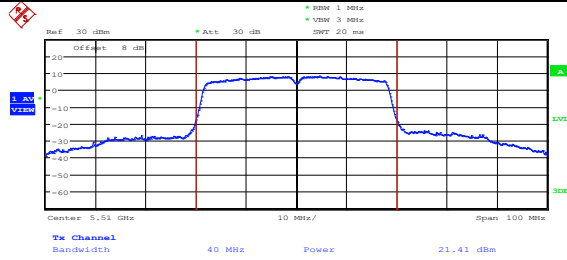
Date: 7.MAY.2019 11:44:42

11N40SISO_ANT2_5310



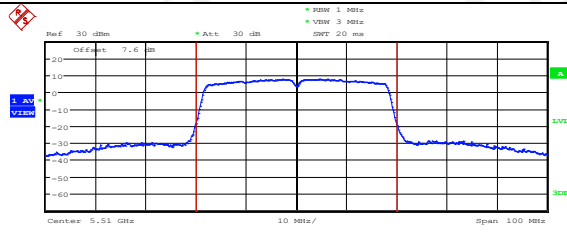
Date: 7.MAY.2019 17:56:41

11N40SISO_ANT1_5510



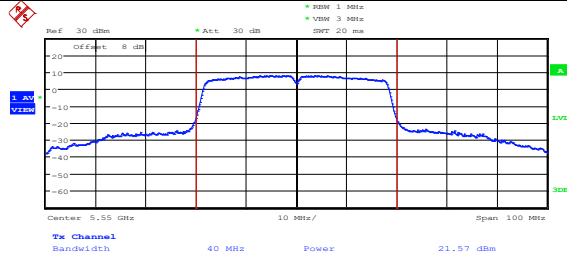
Date: 7.MAY.2019 11:47:08

11N40SISO_ANT2_5510



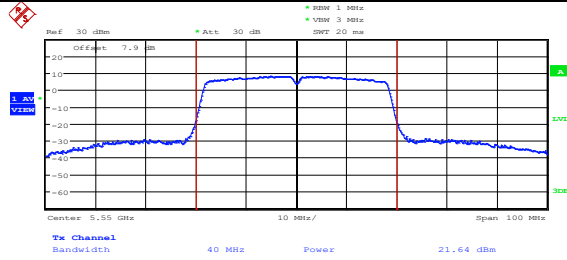
Date: 7.MAY.2019 17:59:46

11N40SISO_ANT1_5550



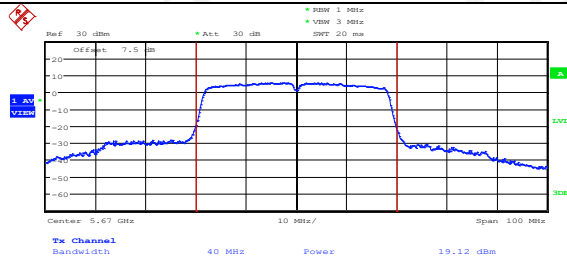
Date: 7.MAY.2019 11:53:12

11N40SISO_ANT2_5550



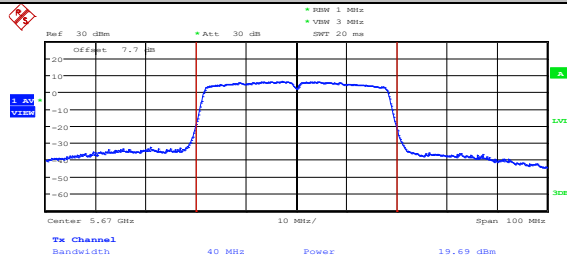
Date: 7.MAY.2019 18:02:19

11N40SISO_ANT1_5670



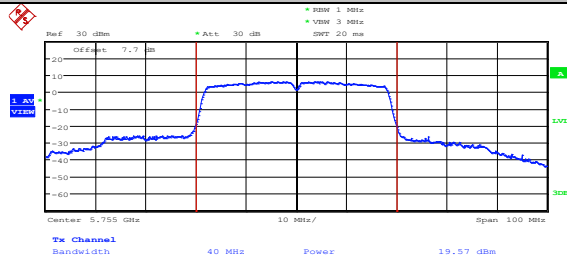
Date: 7.MAY.2019 11:56:12

11N40SISO_ANT2_5670



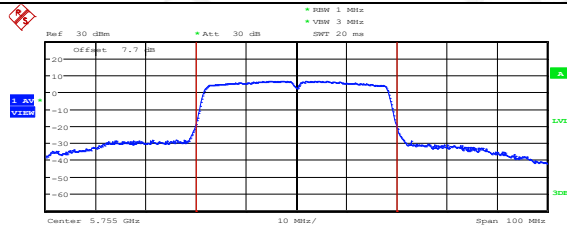
Date: 7.MAY.2019 18:05:26

11N40SISO_ANT1_5755



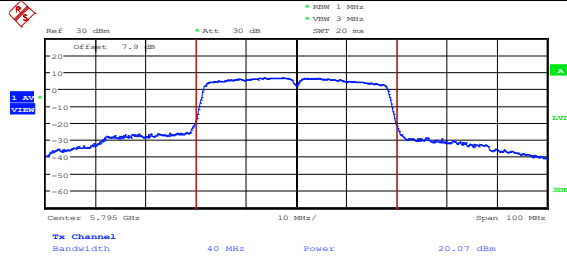
Date: 7.MAY.2019 11:58:14

11N40SISO_ANT2_5755



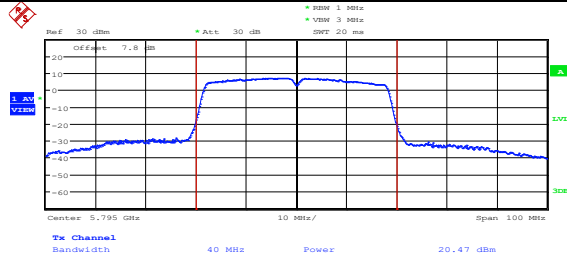
Date: 7.MAY.2019 18:09:06

11N40SISO_ANT1_5795



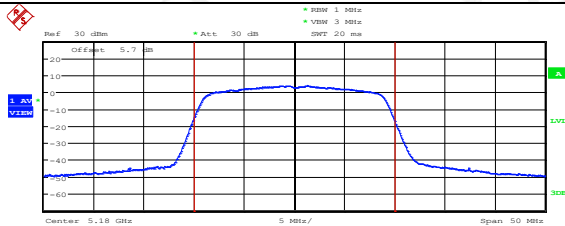
Date: 7.MAY.2019 12:00:31

11N40SISO_ANT2_5795



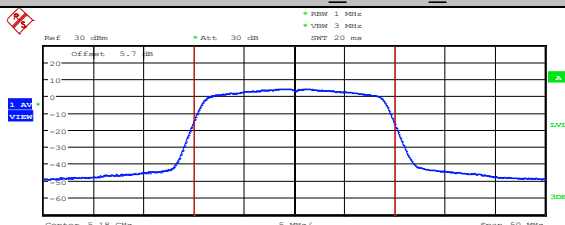
Date: 7.MAY.2019 18:12:32

11AC20SISO_ANT1_5180



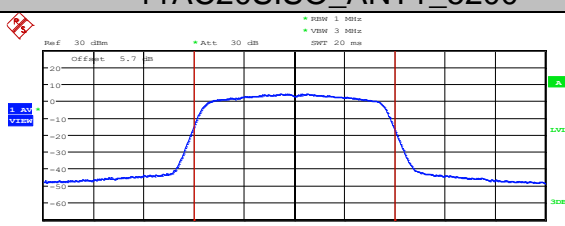
Date: 7.MAY.2019 10:54:02

11AC20SISO_ANT2_5180



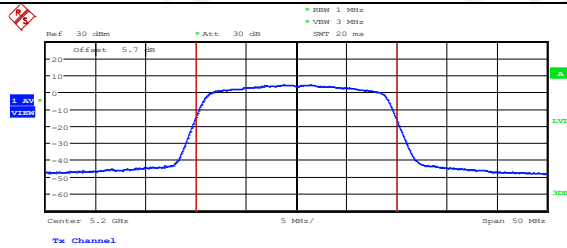
Date: 7.MAY.2019 16:07:50

11AC20SISO_ANT1_5200



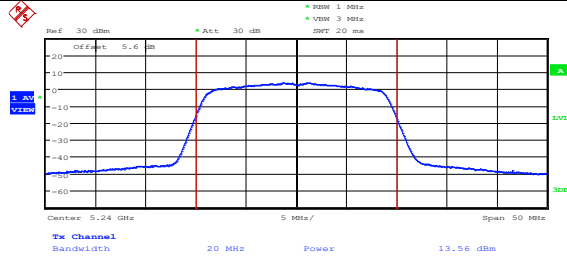
Date: 7.MAY.2019 10:56:50

11AC20SISO_ANT2_5200



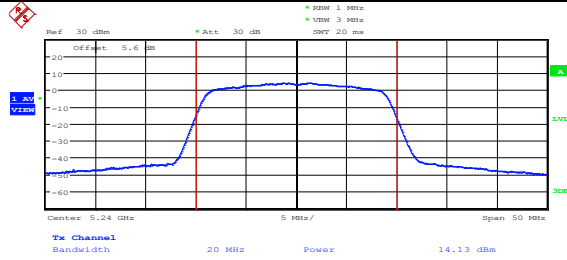
Date: 7.MAY.2019 16:10:37

11AC20SISO_ANT1_5240



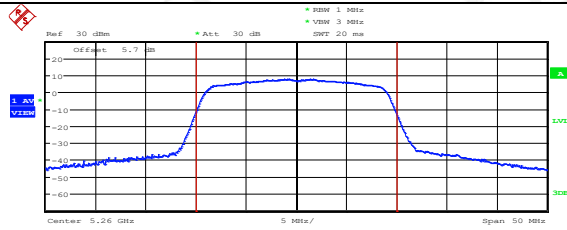
Date: 7.MAY.2019 11:01:11

11AC20SISO_ANT2_5240



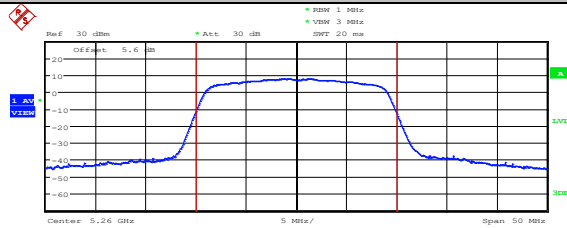
Date: 7.MAY.2019 16:14:07

11AC20SISO_ANT1_5260



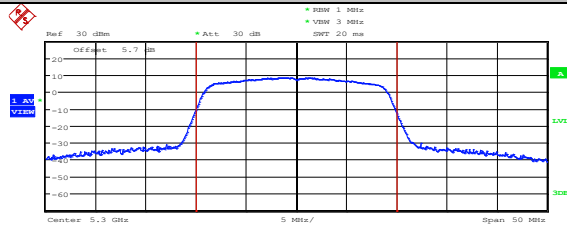
Date: 7.MAY.2019 11:03:24

11AC20SISO_ANT2_5260



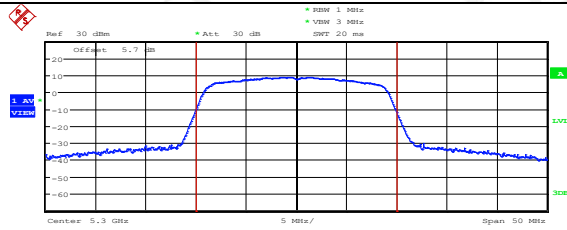
Date: 7.MAY.2019 16:16:54

11AC20SISO_ANT1_5300



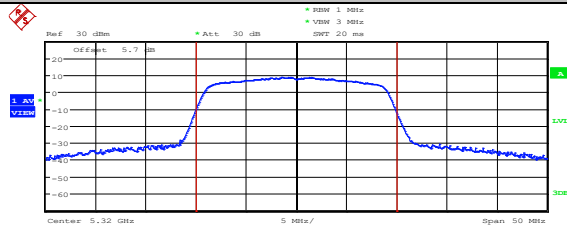
Date: 7.MAY.2019 11:05:17

11AC20SISO_ANT2_5300



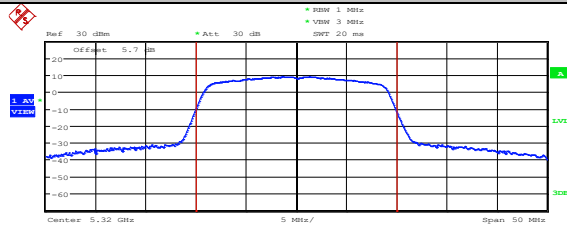
Date: 7.MAY.2019 16:19:01

11AC20SISO_ANT1_5320



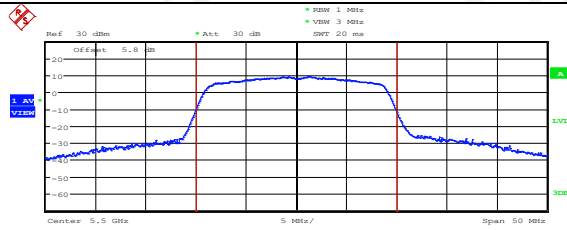
Date: 7.MAY.2019 11:07:33

11AC20SISO_ANT2_5320



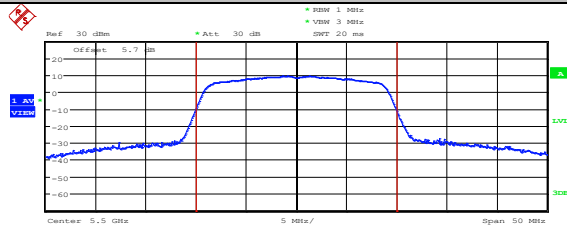
Date: 7.MAY.2019 16:21:15

11AC20SISO_ANT1_5500



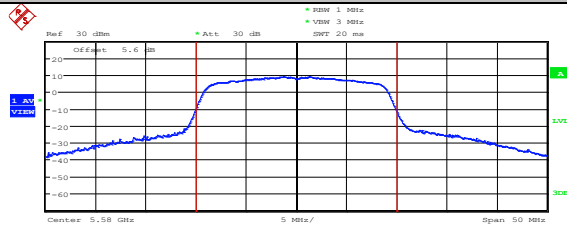
Date: 7.MAY.2019 11:09:07

11AC20SISO_ANT2_5500



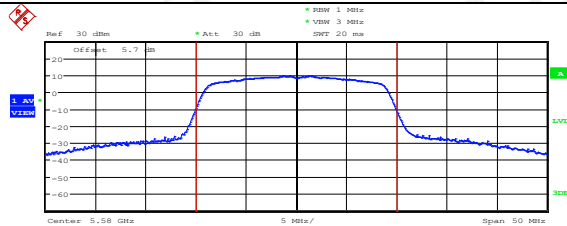
Date: 7.MAY.2019 16:23:24

11AC20SISO_ANT1_5580



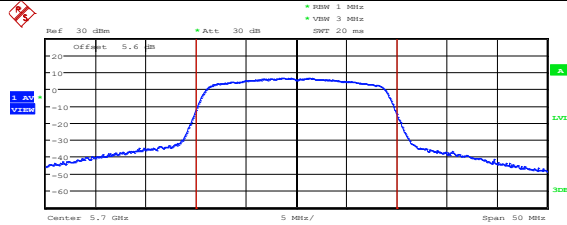
Date: 7.MAY.2019 11:15:25

11AC20SISO_ANT2_5580



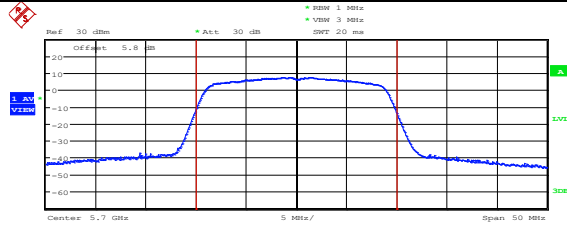
Date: 7.MAY.2019 16:25:34

11AC20SISO_ANT1_5700



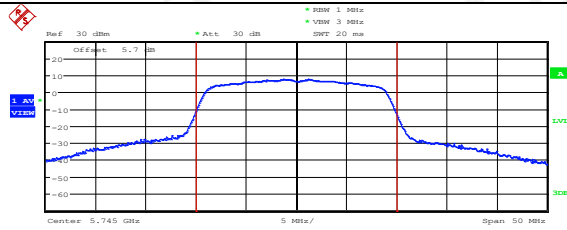
Date: 7.MAY.2019 11:18:27

11AC20SISO_ANT2_5700



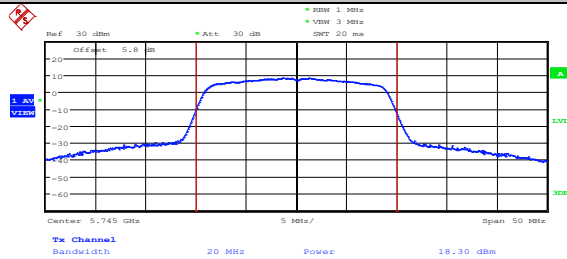
Date: 7.MAY.2019 16:28:20

11AC20SISO_ANT1_5745



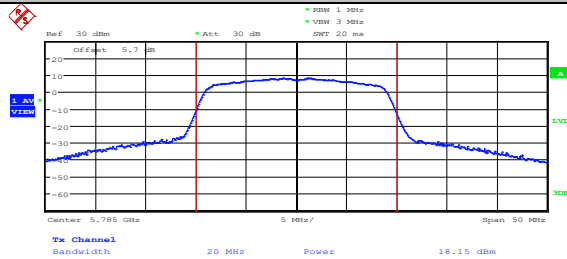
Date: 7.MAY.2019 11:19:58

11AC20SISO_ANT2_5745



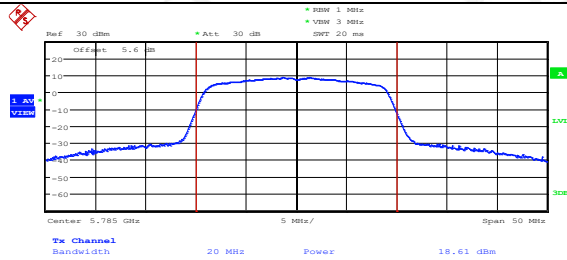
Date: 7.MAY.2019 16:53:46

11AC20SISO_ANT1_5785



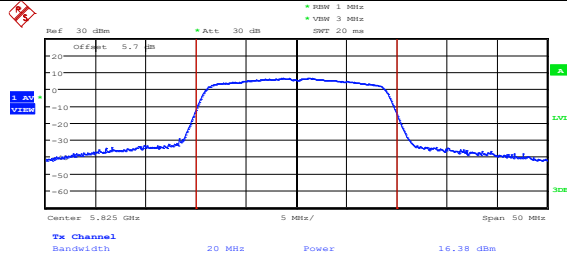
Date: 7.MAY.2019 11:21:36

11AC20SISO_ANT2_5785



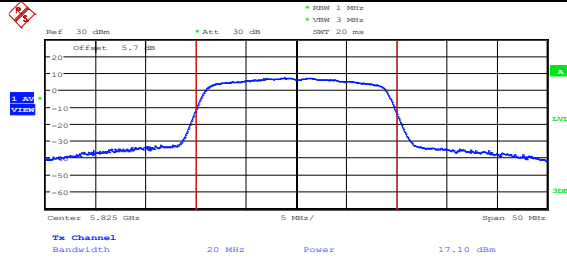
Date: 7.MAY.2019 16:55:54

11AC20SISO_ANT1_5825



Date: 7.MAY.2019 11:24:10

11AC20SISO_ANT2_5825



Date: 7.MAY.2019 17:00:34

11AC40SISO_ANT1_5190