

# Appendix C

## Calibration Certification

## Table of Contents

|    |   |    |
|----|---|----|
| 1. | D2450V2-SN: 904 Calibration certification.....  | 3  |
| 2. | D5GHzV2-SN: 1148 Calibration certification..... | 9  |
| 3. | DAE4-SN: 1366 Calibration certification.....    | 19 |
| 4. | EX3DV4-SN: 3906 Calibration certification.....  | 22 |

## 1. D2450V2-SN: 904 Calibration certification



Add: No.52 HuaYuanBei Road, Haidian District, Beijing, 100191  
Tel: +86-10-62304633-2512 Fax: +86-10-62304633-2504  
E-mail: cttl@chinattl.com Http://www.chinattl.cn



中国认可  
国际互认  
校准  
CALIBRATION  
CNAS L0570

Client **DDT**Certificate No: **Z22-60019****CALIBRATION CERTIFICATE**Object **D2450V2 - SN: 904**Calibration Procedure(s)  
**FF-Z11-003-01**  
Calibration Procedures for dipole validation kitsCalibration date: **January 26, 2022**

This calibration Certificate documents the traceability to national standards, which realize the physical units of measurements (SI). The measurements and the uncertainties with confidence probability are given on the following pages and are part of the certificate.

All calibrations have been conducted in the closed laboratory facility: environment temperature (22±3)°C and humidity < 70%.


Calibration Equipment used (M&amp;TE critical for calibration)

| Primary Standards       | ID #       | Cal Date (Calibrated by, Certificate No.) | Scheduled Calibration |
|-------------------------|------------|---|-----------------------|
| Power Meter NRP2        | 106277     | 24-Sep-21 (CTTL, No.J21X08326)            | Sep-22                |
| Power sensor NRP8S      | 104291     | 24-Sep-21 (CTTL, No.J21X08326)            | Sep-22                |
| Reference Probe EX3DV4  | SN 3617    | 27-Jan-21(SPEAG,No.EX3-3617_Jan21)        | Jan-22                |
| DAE4                    | SN 1556    | 12-Jan-22(CTTL-SPEAG,No.Z22-60007)        | Jan-23                |
| Secondary Standards     | ID #       | Cal Date (Calibrated by, Certificate No.) | Scheduled Calibration |
| Signal Generator E4438C | MY49071430 | 13-Jan-22 (CTTL, No. J22X00409)           | Jan-23                |
| Network Analyzer E5071C | MY46110673 | 14-Jan-22 (CTTL, No.J22X00406)            | Jan-23                |

|                | Name        | Function           | Signature |
|----------------|-------------|--------------------|-----------|
| Calibrated by: | Zhao Jing   | SAR Test Engineer  |           |
| Reviewed by:   | Lin Hao     | SAR Test Engineer  |           |
| Approved by:   | Qi Dianyuan | SAR Project Leader |           |

Issued: January 31, 2022

This calibration certificate shall not be reproduced except in full without written approval of the laboratory.



Add: No.52 HuaYuanBei Road, Haidian District, Beijing, 100191, China  
 Tel: +86-10-62304633-2079 Fax: +86-10-62304633-2504  
 E-mail: cttl@chinattl.com http://www.chinattl.cn

#### Glossary:

|       |  |
|-------|--|
| TSL   | tissue simulating liquid                   |
| ConvF | sensitivity in TSL / NORM <sub>x,y,z</sub> |
| N/A   | not applicable or not measured             |

#### Calibration is Performed According to the Following Standards:

- IEC/IEEE 62209-1528, "Measurement Procedure for The Assessment of Specific Absorption Rate of Human Exposure to Radio Frequency Fields from Hand-held and Body-mounted Wireless Communication Devices- Part 1528: Human Models, Instrumentation and Procedures (Frequency range of 4 MHz to 10 GHz)", October 2020
- KDB 865664, "SAR Measurement Requirements for 100 MHz to 6 GHz"

#### Additional Documentation:

- DASY4/5 System Handbook

#### Methods Applied and Interpretation of Parameters:

- Measurement Conditions:** Further details are available from the Validation Report at the end of the certificate. All figures stated in the certificate are valid at the frequency indicated.
- Antenna Parameters with TSL:** The dipole is mounted with the spacer to position its feed point exactly below the center marking of the flat phantom section, with the arms oriented parallel to the body axis.
- Feed Point Impedance and Return Loss:** These parameters are measured with the dipole positioned under the liquid filled phantom. The impedance stated is transformed from the measurement at the SMA connector to the feed point. The Return Loss ensures low reflected power. No uncertainty required.
- Electrical Delay:** One-way delay between the SMA connector and the antenna feed point. No uncertainty required.
- SAR measured:** SAR measured at the stated antenna input power.
- SAR normalized:** SAR as measured, normalized to an input power of 1 W at the antenna connector.
- SAR for nominal TSL parameters:** The measured TSL parameters are used to calculate the nominal SAR result.

The reported uncertainty of measurement is stated as the standard uncertainty of Measurement multiplied by the coverage factor  $k=2$ , which for a normal distribution corresponds to a coverage probability of approximately 95%.





Add: No.52 HuaYuanBei Road, Haidian District, Beijing, 100191, China  
 Tel: +86-10-62304633-2079 Fax: +86-10-62304633-2504  
 E-mail: cttl@chinattl.com http://www.chinattl.cn

### Measurement Conditions

DASY system configuration, as far as not given on page 1.

|                              |                          |             |
|------------------------------|--------------------------|-------------|
| DASY Version                 | DASY52                   | 52.10.4     |
| Extrapolation                | Advanced Extrapolation   |             |
| Phantom                      | Triple Flat Phantom 5.1C |             |
| Distance Dipole Center - TSL | 10 mm                    | with Spacer |
| Zoom Scan Resolution         | dx, dy, dz = 5 mm        |             |
| Frequency                    | 2450 MHz $\pm$ 1 MHz     |             |


### Head TSL parameters

The following parameters and calculations were applied.

|   | Temperature         | Permittivity   | Conductivity         |
|---|---------------------|----------------|----------------------|
| Nominal Head TSL parameters             | 22.0 °C             | 39.2           | 1.80 mho/m           |
| Measured Head TSL parameters            | (22.0 $\pm$ 0.2) °C | 39.0 $\pm$ 6 % | 1.78 mho/m $\pm$ 6 % |
| Head TSL temperature change during test | <1.0 °C             | ----           | ----                 |

### SAR result with Head TSL

|  |                    |                              |
|--|--------------------|------------------------------|
| SAR averaged over 1 $cm^3$ (1 g) of Head TSL   | Condition          |                              |
| SAR measured                                   | 250 mW input power | 13.2 W/kg                    |
| SAR for nominal Head TSL parameters            | normalized to 1W   | 53.1 W/kg $\pm$ 18.8 % (k=2) |
| SAR averaged over 10 $cm^3$ (10 g) of Head TSL | Condition          |                              |
| SAR measured                                   | 250 mW input power | 6.11 W/kg                    |
| SAR for nominal Head TSL parameters            | normalized to 1W   | 24.5 W/kg $\pm$ 18.7 % (k=2) |



Add: No.52 HuaYuanBei Road, Haidian District, Beijing, 100191, China  
Tel: +86-10-62304633-2079 Fax: +86-10-62304633-2504  
E-mail: cttl@chinattl.com http://www.chinattl.cn

#### Appendix (Additional assessments outside the scope of CNAS L0570)

##### Antenna Parameters with Head TSL

|                                      |               |
|--------------------------------------|---------------|
| Impedance, transformed to feed point | 53.4Ω+ 1.59jΩ |
| Return Loss                          | - 28.8dB      |

##### General Antenna Parameters and Design

|                                  |          |
|----------------------------------|----------|
| Electrical Delay (one direction) | 1.062 ns |
|----------------------------------|----------|

After long term use with 100W radiated power, only a slight warming of the dipole near the feed-point can be measured.

The dipole is made of standard semirigid coaxial cable. The center conductor of the feeding line is directly connected to the second arm of the dipole. The antenna is therefore short-circuited for DC-signals. On some of the dipoles, small end caps are added to the dipole arms in order to improve matching when loaded according to the position as explained in the "Measurement Conditions" paragraph. The SAR data are not affected by this change. The overall dipole length is still according to the Standard. No excessive force must be applied to the dipole arms, because they might bend or the soldered connections near the feed-point may be damaged.

##### Additional EUT Data

|                 |       |
|-----------------|-------|
| Manufactured by | SPEAG |
|-----------------|-------|



Add: No.52 HuaYuanBei Road, Haidian District, Beijing, 100191, China  
 Tel: +86-10-62304633-2079 Fax: +86-10-62304633-2504  
 E-mail: cttl@chinattl.com http://www.chinattl.cn

### DASY5 Validation Report for Head TSL

Date: 2022-01-26

Test Laboratory: CTTL, Beijing, China

**DUT: Dipole 2450 MHz; Type: D2450V2; Serial: D2450V2 - SN: 904**

Communication System: UID 0, CW; Frequency: 2450 MHz; Duty Cycle: 1:1

Medium parameters used:  $f = 2450$  MHz;  $\sigma = 1.777$  S/m;  $\epsilon_r = 39.03$ ;  $\rho = 1000$  kg/m<sup>3</sup>

Phantom section: Right Section

Measurement Standard: DASY5 (IEEE/IEC/ANSI C63.19-2007)

DASY5 Configuration:

- Probe: EX3DV4 - SN3617; ConvF(7.67, 7.67, 7.67) @ 2450 MHz; Calibrated: 2021-01-27
- Sensor-Surface: 1.4mm (Mechanical Surface Detection)
- Electronics: DAE4 Sn1556; Calibrated: 2022-01-12
- Phantom: MFP\_V5.1C (20deg probe tilt); Type: QD 000 P51 Cx; Serial: 1062
- DASY5 52.10.4(1535); SEMCAD X 14.6.14(7501)

**Dipole Calibration/Zoom Scan (7x7x7) (7x7x7)/Cube 0:** Measurement grid: dx=5mm, dy=5mm, dz=5mm

Reference Value = 107.9 V/m; Power Drift = 0.00 dB

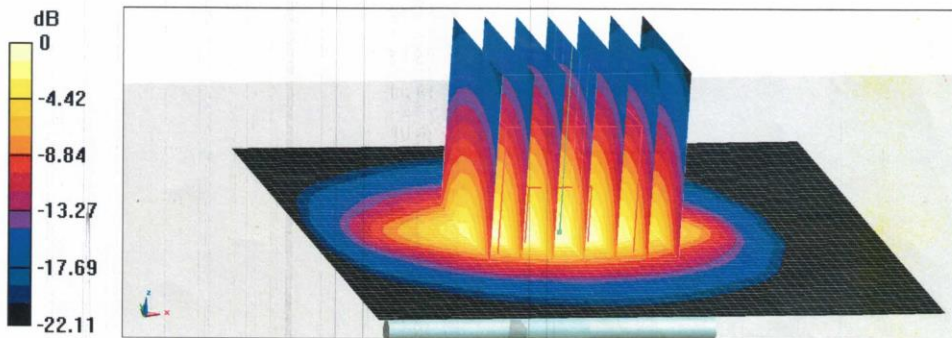
Peak SAR (extrapolated) = 27.1 W/kg

**SAR(1 g) = 13.2 W/kg; SAR(10 g) = 6.11 W/kg**

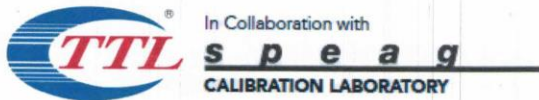
Smallest distance from peaks to all points 3 dB below = 8.9 mm

Ratio of SAR at M2 to SAR at M1 = 49.5%

Maximum value of SAR (measured) = 21.9 W/kg

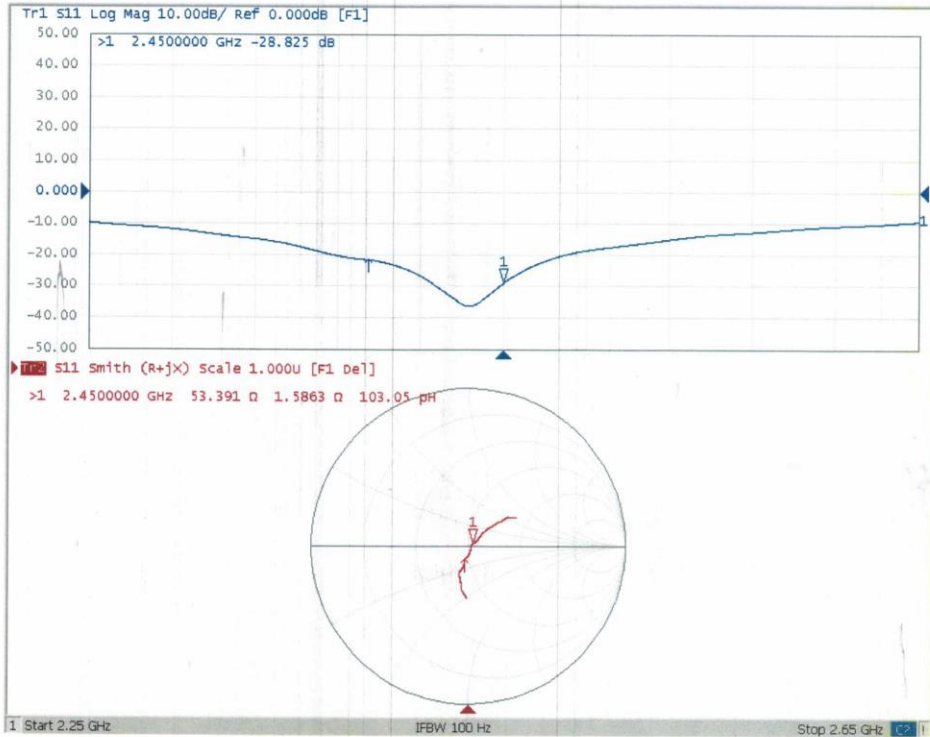


0 dB = 21.9 W/kg = 13.40 dBW/kg



Add: No.52 HuaYuanBei Road, Haidian District, Beijing, 100191, China  
Tel: +86-10-62304633-2079 Fax: +86-10-62304633-2504  
E-mail: cttl@chinattl.com http://www.chinattl.cn

**Impedance Measurement Plot for Head TSL**





2. D5GHzV2-SN: 1148 Calibration certification



Add: No.52 HuaYuanBei Road, Haidian District, Beijing, 100191  
 Tel: +86-10-62304633-2512 Fax: +86-10-62304633-2504  
 E-mail: cttl@chinattl.com Http://www.chinattl.cn



中国认可  
 国际互认  
 校准  
 CALIBRATION  
 CNAS L0570



Client **DDT**

Certificate No: **Z22-60020**

| CALIBRATION CERTIFICATE  |  |   |                       |
|--|--|---|-----------------------|
| Object   | D5GHzV2 - SN: 1148   |   |                       |
| Calibration Procedure(s)   | FF-Z11-003-01<br>Calibration Procedures for dipole validation kits |   |                       |
| Calibration date:  | January 26, 2022   |   |                       |
| <p>This calibration Certificate documents the traceability to national standards, which realize the physical units of measurements (SI). The measurements and the uncertainties with confidence probability are given on the following pages and are part of the certificate.</p> <p>All calibrations have been conducted in the closed laboratory facility: environment temperature (22±3)°C and humidity&lt;70%.</p> <p>Calibration Equipment used (M&amp;TE critical for calibration)</p> |  |   |                       |
| Primary Standards  | ID #   | Cal Date (Calibrated by, Certificate No.) | Scheduled Calibration |
| Power Meter NRP2   | 106277   | 24-Sep-21 (CTTL, No.J21X08326)            | Sep-22                |
| Power sensor NRP8S   | 104291   | 24-Sep-21 (CTTL, No.J21X08326)            | Sep-22                |
| Reference Probe EX3DV4   | SN 3617  | 27-Jan-21(SPEAG,No.EX3-3617_Jan21)        | Jan-22                |
| DAE4   | SN 1556  | 12-Jan-22(CTTL-SPEAG,No.Z22-60007)        | Jan-23                |
| Secondary Standards  | ID #   | Cal Date (Calibrated by, Certificate No.) | Scheduled Calibration |
| Signal Generator E4438C  | MY49071430   | 13-Jan-22 (CTTL, No. J22X00409)           | Jan-23                |
| Network Analyzer E5071C  | MY46110673   | 14-Jan-22 (CTTL, No.J22X00406)            | Jan-23                |
| Calibrated by:   | Name<br>Zhao Jing  | Function<br>SAR Test Engineer             | Signature<br>         |
| Reviewed by:   | Name<br>Lin Hao  | Function<br>SAR Test Engineer             | Signature<br>         |
| Approved by:   | Name<br>Qi Dianyuan  | Function<br>SAR Project Leader            | Signature<br>         |
| Issued: January 31, 2022   |  |   |                       |
| This calibration certificate shall not be reproduced except in full without written approval of the laboratory.  |  |   |                       |



In Collaboration with  
**s p e a g**  
 CALIBRATION LABORATORY



Add: No.52 HuaYuanBei Road, Haidian District, Beijing, 100191, China  
 Tel: +86-10-62304633-2079 Fax: +86-10-62304633-2504  
 E-mail: cttl@chinattl.com http://www.chinattl.cn

#### Glossary:

|       |  |
|-------|--|
| TSL   | tissue simulating liquid                   |
| ConvF | sensitivity in TSL / NORM <sub>x,y,z</sub> |
| N/A   | not applicable or not measured             |

#### Calibration is Performed According to the Following Standards:

- IEC/IEEE 62209-1528, "Measurement Procedure for The Assessment of Specific Absorption Rate of Human Exposure to Radio Frequency Fields from Hand-held and Body-mounted Wireless Communication Devices- Part 1528: Human Models, Instrumentation and Procedures (Frequency range of 4 MHz to 10 GHz)", October 2020
- KDB 865664, "SAR Measurement Requirements for 100 MHz to 6 GHz"

#### Additional Documentation:

- DASY4/5 System Handbook

#### Methods Applied and Interpretation of Parameters:

- Measurement Conditions:** Further details are available from the Validation Report at the end of the certificate. All figures stated in the certificate are valid at the frequency indicated.
- Antenna Parameters with TSL:** The dipole is mounted with the spacer to position its feed point exactly below the center marking of the flat phantom section, with the arms oriented parallel to the body axis.
- Feed Point Impedance and Return Loss:** These parameters are measured with the dipole positioned under the liquid filled phantom. The impedance stated is transformed from the measurement at the SMA connector to the feed point. The Return Loss ensures low reflected power. No uncertainty required.
- Electrical Delay:** One-way delay between the SMA connector and the antenna feed point. No uncertainty required.
- SAR measured:** SAR measured at the stated antenna input power.
- SAR normalized:** SAR as measured, normalized to an input power of 1 W at the antenna connector.
- SAR for nominal TSL parameters:** The measured TSL parameters are used to calculate the nominal SAR result.

The reported uncertainty of measurement is stated as the standard uncertainty of Measurement multiplied by the coverage factor  $k=2$ , which for a normal distribution Corresponds to a coverage probability of approximately 95%.





Add: No.52 HuaYuanBei Road, Haidian District, Beijing, 100191, China  
 Tel: +86-10-62304633-2079 Fax: +86-10-62304633-2504  
 E-mail: cttl@chinattl.com http://www.chinattl.cn



### Measurement Conditions

DASY system configuration, as far as not given on page 1.

|                              |  |                                  |
|------------------------------|--|----------------------------------|
| DASY Version                 | DASY52   | 52.10.4                          |
| Extrapolation                | Advanced Extrapolation   |                                  |
| Phantom                      | Triple Flat Phantom 5.1C   |                                  |
| Distance Dipole Center - TSL | 10 mm  | with Spacer                      |
| Zoom Scan Resolution         | dx, dy = 4 mm, dz = 1.4 mm   | Graded Ratio = 1.4 (Z direction) |
| Frequency                    | 5200 MHz ± 1 MHz<br>5300 MHz ± 1 MHz<br>5500 MHz ± 1 MHz<br>5600 MHz ± 1 MHz<br>5800 MHz ± 1 MHz |                                  |

### Head TSL parameters at 5200MHz

The following parameters and calculations were applied.

|   | Temperature     | Permittivity | Conductivity     |
|---|-----------------|--------------|------------------|
| Nominal Head TSL parameters             | 22.0 °C         | 36.0         | 4.66 mho/m       |
| Measured Head TSL parameters            | (22.0 ± 0.2) °C | 36.3 ± 6 %   | 4.65 mho/m ± 6 % |
| Head TSL temperature change during test | <1.0 °C         | ----         | ----             |

### SAR result with Head TSL at 5200MHz

| SAR averaged over 1 cm <sup>3</sup> (1 g) of Head TSL   | Condition          |                                 |
|---|--------------------|---------------------------------|
| SAR measured  | 100 mW input power | 7.55 W/kg                       |
| SAR for nominal Head TSL parameters                     | normalized to 1W   | <b>75.6 W/kg ± 24.4 % (k=2)</b> |
| SAR averaged over 10 cm <sup>3</sup> (10 g) of Head TSL | Condition          |                                 |
| SAR measured  | 100 mW input power | 2.12 W/kg                       |
| SAR for nominal Head TSL parameters                     | normalized to 1W   | <b>21.2 W/kg ± 24.2 % (k=2)</b> |



Add: No.52 HuaYuanBei Road, Haidian District, Beijing, 100191, China  
 Tel: +86-10-62304633-2079 Fax: +86-10-62304633-2504  
 E-mail: cttl@chinattl.com http://www.chinattl.cn

**Head TSL parameters at 5300MHz**

The following parameters and calculations were applied.

|   | Temperature     | Permittivity | Conductivity     |
|---|-----------------|--------------|------------------|
| Nominal Head TSL parameters             | 22.0 °C         | 35.9         | 4.76 mho/m       |
| Measured Head TSL parameters            | (22.0 ± 0.2) °C | 36.1 ± 6 %   | 4.77 mho/m ± 6 % |
| Head TSL temperature change during test | <1.0 °C         | ----         | ----             |

**SAR result with Head TSL at 5300MHz**

| SAR averaged over 1 cm <sup>3</sup> (1 g) of Head TSL   | Condition          |                                 |
|---|--------------------|---------------------------------|
| SAR measured  | 100 mW input power | 7.83 W/kg                       |
| SAR for nominal Head TSL parameters                     | normalized to 1W   | <b>78.4 W/kg ± 24.4 % (k=2)</b> |
| SAR averaged over 10 cm <sup>3</sup> (10 g) of Head TSL | Condition          |                                 |
| SAR measured  | 100 mW input power | 2.21 W/kg                       |
| SAR for nominal Head TSL parameters                     | normalized to 1W   | <b>22.1 W/kg ± 24.2 % (k=2)</b> |

**Head TSL parameters at 5500MHz**

The following parameters and calculations were applied.

|   | Temperature     | Permittivity | Conductivity     |
|---|-----------------|--------------|------------------|
| Nominal Head TSL parameters             | 22.0 °C         | 35.6         | 4.96 mho/m       |
| Measured Head TSL parameters            | (22.0 ± 0.2) °C | 35.7 ± 6 %   | 4.98 mho/m ± 6 % |
| Head TSL temperature change during test | <1.0 °C         | ----         | ----             |

**SAR result with Head TSL at 5500MHz**

| SAR averaged over 1 cm <sup>3</sup> (1 g) of Head TSL   | Condition          |                                 |
|---|--------------------|---------------------------------|
| SAR measured  | 100 mW input power | 8.31 W/kg                       |
| SAR for nominal Head TSL parameters                     | normalized to 1W   | <b>83.2 W/kg ± 24.4 % (k=2)</b> |
| SAR averaged over 10 cm <sup>3</sup> (10 g) of Head TSL | Condition          |                                 |
| SAR measured  | 100 mW input power | 2.33 W/kg                       |
| SAR for nominal Head TSL parameters                     | normalized to 1W   | <b>23.3 W/kg ± 24.2 % (k=2)</b> |





Add: No.52 HuaYuanBei Road, Haidian District, Beijing, 100191, China  
 Tel: +86-10-62304633-2079 Fax: +86-10-62304633-2504  
 E-mail: cttl@chinattl.com http://www.chinattl.cn

#### Head TSL parameters at 5600MHz

The following parameters and calculations were applied.

|   | Temperature     | Permittivity | Conductivity     |
|---|-----------------|--------------|------------------|
| Nominal Head TSL parameters             | 22.0 °C         | 35.5         | 5.07 mho/m       |
| Measured Head TSL parameters            | (22.0 ± 0.2) °C | 35.5 ± 6 %   | 5.09 mho/m ± 6 % |
| Head TSL temperature change during test | <1.0 °C         | ---          | ---              |

#### SAR result with Head TSL at 5600MHz

| SAR averaged over 1 cm <sup>3</sup> (1 g) of Head TSL   | Condition          |                                 |
|---|--------------------|---------------------------------|
| SAR measured  | 100 mW input power | 8.08 W/kg                       |
| SAR for nominal Head TSL parameters                     | normalized to 1W   | <b>80.8 W/kg ± 24.4 % (k=2)</b> |
| SAR averaged over 10 cm <sup>3</sup> (10 g) of Head TSL | Condition          |                                 |
| SAR measured  | 100 mW input power | 2.26 W/kg                       |
| SAR for nominal Head TSL parameters                     | normalized to 1W   | <b>22.6 W/kg ± 24.2 % (k=2)</b> |

#### Head TSL parameters at 5800MHz

The following parameters and calculations were applied.

|   | Temperature     | Permittivity | Conductivity     |
|---|-----------------|--------------|------------------|
| Nominal Head TSL parameters             | 22.0 °C         | 35.3         | 5.27 mho/m       |
| Measured Head TSL parameters            | (22.0 ± 0.2) °C | 35.3 ± 6 %   | 5.29 mho/m ± 6 % |
| Head TSL temperature change during test | <1.0 °C         | ---          | ---              |

#### SAR result with Head TSL at 5800MHz

| SAR averaged over 1 cm <sup>3</sup> (1 g) of Head TSL   | Condition          |                                 |
|---|--------------------|---------------------------------|
| SAR measured  | 100 mW input power | 7.69 W/kg                       |
| SAR for nominal Head TSL parameters                     | normalized to 1W   | <b>76.9 W/kg ± 24.4 % (k=2)</b> |
| SAR averaged over 10 cm <sup>3</sup> (10 g) of Head TSL | Condition          |                                 |
| SAR measured  | 100 mW input power | 2.13 W/kg                       |
| SAR for nominal Head TSL parameters                     | normalized to 1W   | <b>21.3 W/kg ± 24.2 % (k=2)</b> |



Add: No.52 HuaYuanBei Road, Haidian District, Beijing, 100191, China  
 Tel: +86-10-62304633-2079 Fax: +86-10-62304633-2504  
 E-mail: cttl@chinattl.com http://www.chinattl.cn

#### Appendix (Additional assessments outside the scope of CNAS L0570)

##### Antenna Parameters with Head TSL at 5200MHz

|                                      |               |
|--------------------------------------|---------------|
| Impedance, transformed to feed point | 50.4Ω- 8.01jΩ |
| Return Loss                          | - 22.0dB      |

##### Antenna Parameters with Head TSL at 5300MHz

|                                      |               |
|--------------------------------------|---------------|
| Impedance, transformed to feed point | 49.5Ω- 5.72jΩ |
| Return Loss                          | - 24.8dB      |

##### Antenna Parameters with Head TSL at 5500MHz

|                                      |               |
|--------------------------------------|---------------|
| Impedance, transformed to feed point | 54.6Ω- 4.54jΩ |
| Return Loss                          | - 24.2dB      |

##### Antenna Parameters with Head TSL at 5600MHz

|                                      |               |
|--------------------------------------|---------------|
| Impedance, transformed to feed point | 56.9Ω- 2.97jΩ |
| Return Loss                          | - 23.1dB      |

##### Antenna Parameters with Head TSL at 5800MHz

|                                      |               |
|--------------------------------------|---------------|
| Impedance, transformed to feed point | 56.2Ω- 5.38jΩ |
| Return Loss                          | - 22.2dB      |





Add: No.52 HuaYuanBei Road, Haidian District, Beijing, 100191, China  
Tel: +86-10-62304633-2079 Fax: +86-10-62304633-2504  
E-mail: cttl@chinattl.com http://www.chinattl.cn

**General Antenna Parameters and Design**

|                                  |          |
|----------------------------------|----------|
| Electrical Delay (one direction) | 1.103 ns |
|----------------------------------|----------|

After long term use with 100W radiated power, only a slight warming of the dipole near the feed-point can be measured.

The dipole is made of standard semirigid coaxial cable. The center conductor of the feeding line is directly connected to the second arm of the dipole. The antenna is therefore short-circuited for DC-signals. On some of the dipoles, small end caps are added to the dipole arms in order to improve matching when loaded according to the position as explained in the "Measurement Conditions" paragraph. The SAR data are not affected by this change. The overall dipole length is still according to the Standard. No excessive force must be applied to the dipole arms, because they might bend or the soldered connections near the feed-point may be damaged.

**Additional EUT Data**

|                 |       |
|-----------------|-------|
| Manufactured by | SPEAG |
|-----------------|-------|