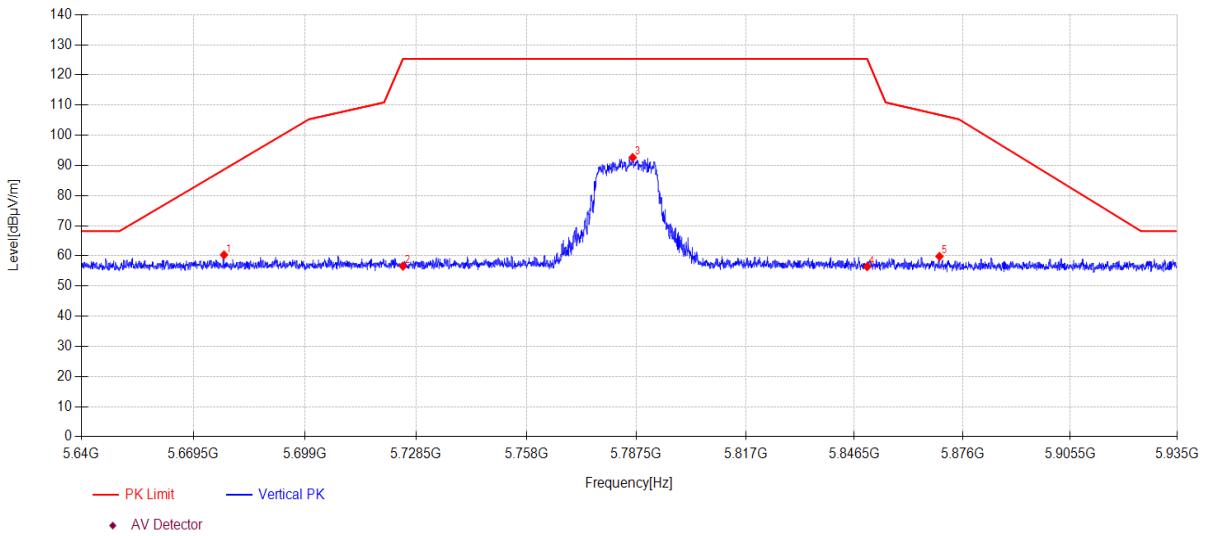


TR-4-E-009 Radiated Emission Test Result

Test Date: 2024-02-02 **Tested By:** Bairong
EUT: Wireless Speaker **Model Number:** BOOMBOX 3 Wi-Fi
Test Mode: 11A ANT1 5785MHz TX **Power Supply:** AC 120V/60Hz
Condition: Temp:21.5°C;Humi:39.7% **Test Site:** DDT 3# Chamber
File Path: d:\ts\2024 report data\Q23111312-2E BOOMBOX 3 Wi-Fi\FCC ABOVE 1G 5.8GWIFI\20
Memo: Sample Number:S23111312-02 Power Setting:NA

Test Graph



Data List										
N O.	Freq. [MHz]	Reading [dBµV/m]	Antenna Factor [dB]	Cable loss [dB]	AMP [dB]	Level [dBµV/m]	Limit [dBµV/m]	Margin [dB]	Detector	Polarity
1	5677.55	20.98	33.51	5.85	0.00	60.34	88.64	28.30	PK	Vertical
2	5725.00	16.97	33.75	5.87	0.00	56.59	125.30	68.71	PK	Vertical
3	5786.53	52.60	34.12	5.90	0.00	92.62	125.30	32.68	PK	Vertical
4	5850.00	16.50	34.00	5.94	0.00	56.44	125.27	68.83	PK	Vertical
5	5869.69	19.84	34.04	5.94	0.00	59.82	106.79	46.97	PK	Vertical

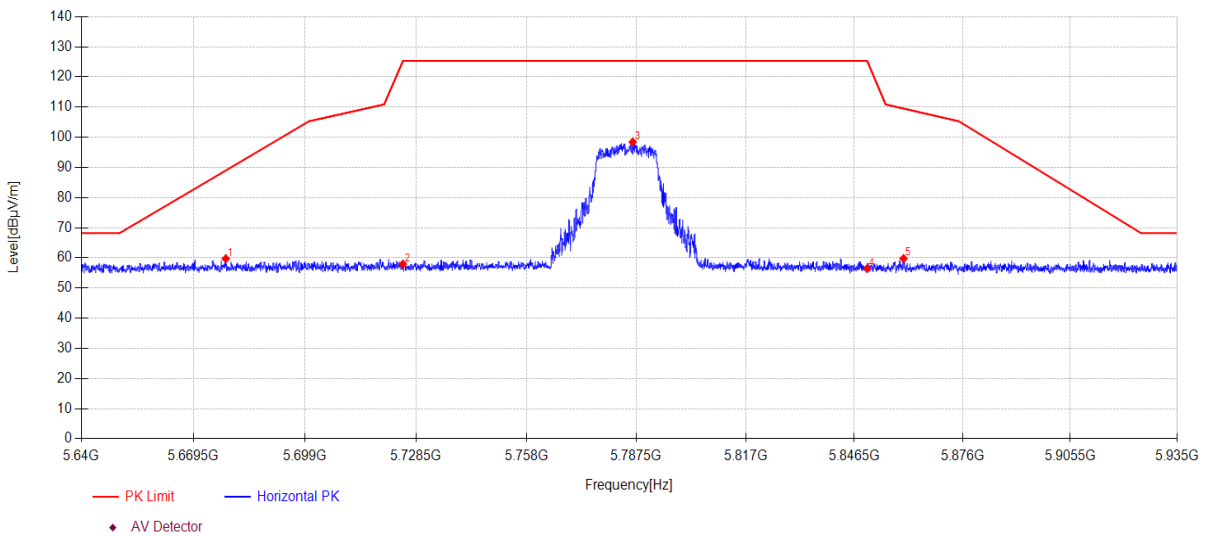
Note:

1. Level = Reading + Cable loss + Antenna Factor + AMP
2. If Peak Result complies with AV limit, AV Result is deemed to comply with AV limit.
3. Test setup: RBW: 1 MHz, VBW: 3 MHz, Sweep time: auto.

TR-4-E-009 Radiated Emission Test Result

Test Date: 2024-02-02 **Tested By:** Bairong
EUT: Wireless Speaker **Model Number:** BOOMBOX 3 Wi-Fi
Test Mode: 11A ANT2 5785MHz TX **Power Supply:** AC 120V/60Hz
Condition: Temp:21.5°C;Humi:39.7% **Test Site:** DDT 3# Chamber
File Path: d:\ts\2024 report data\Q23111312-2E BOOMBOX 3 Wi-Fi\FCC ABOVE 1G 5.8GWIFI\21
Memo: Sample Number:S23111312-02 Power Setting:NA

Test Graph



Data List

N O.	Freq. [MHz]	Reading [dBμV/m]	Antenna Factor [dB]	Cable loss [dB]	AMP [dB]	Level [dBμV/m]	Limit [dBμV/m]	Margin [dB]	Detector	Polarity
1	5678.03	20.37	33.51	5.85	0.00	59.73	88.99	29.26	PK	Horizontal
2	5725.00	18.32	33.75	5.87	0.00	57.94	125.30	67.36	PK	Horizontal
3	5786.53	58.41	34.12	5.90	0.00	98.43	125.30	26.87	PK	Horizontal
4	5850.00	16.54	34.00	5.94	0.00	56.48	125.27	68.79	PK	Horizontal
5	5859.89	19.82	34.02	5.94	0.00	59.78	109.53	49.75	PK	Horizontal

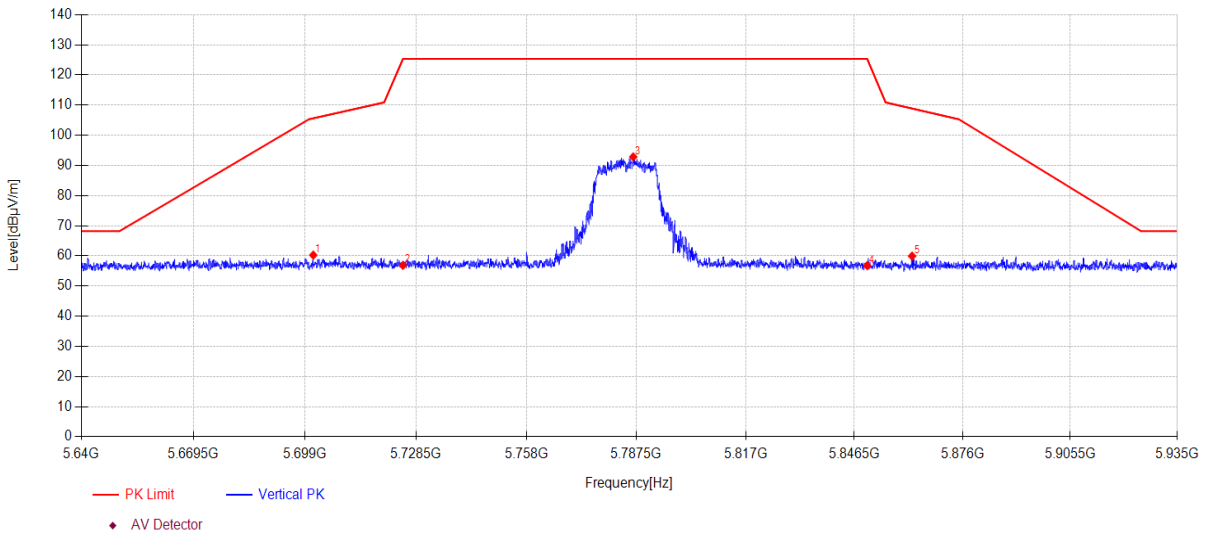
Note:

1. Level = Reading + Cable loss + Antenna Factor + AMP
2. If Peak Result complies with AV limit, AV Result is deemed to comply with AV limit.
3. Test setup: RBW: 1 MHz, VBW: 3 MHz, Sweep time: auto.

TR-4-E-009 Radiated Emission Test Result

Test Date: 2024-02-02 **Tested By:** Bairong
EUT: Wireless Speaker **Model Number:** BOOMBOX 3 Wi-Fi
Test Mode: 11A ANT2 5785MHz TX **Power Supply:** AC 120V/60Hz
Condition: Temp:21.5°C;Humi:39.7% **Test Site:** DDT 3# Chamber
File Path: d:\ts\2024 report data\Q23111312-2E BOOMBOX 3 Wi-Fi\FCC ABOVE 1G 5.8GWIFI\22
Memo: Sample Number:S23111312-02 Power Setting:NA

Test Graph



Data List										
N O.	Freq. [MHz]	Reading [dBµV/m]	Antenna Factor [dB]	Cable loss [dB]	AMP [dB]	Level [dBµV/m]	Limit [dBµV/m]	Margin [dB]	Detector	Polarity
1	5701.18	20.78	33.61	5.86	0.00	60.25	105.63	45.38	PK	Vertical
2	5725.00	17.24	33.75	5.87	0.00	56.86	125.30	68.44	PK	Vertical
3	5786.67	52.81	34.12	5.90	0.00	92.83	125.30	32.47	PK	Vertical
4	5850.00	16.82	34.00	5.94	0.00	56.76	125.27	68.51	PK	Vertical
5	5862.22	19.98	34.02	5.94	0.00	59.94	108.88	48.94	PK	Vertical

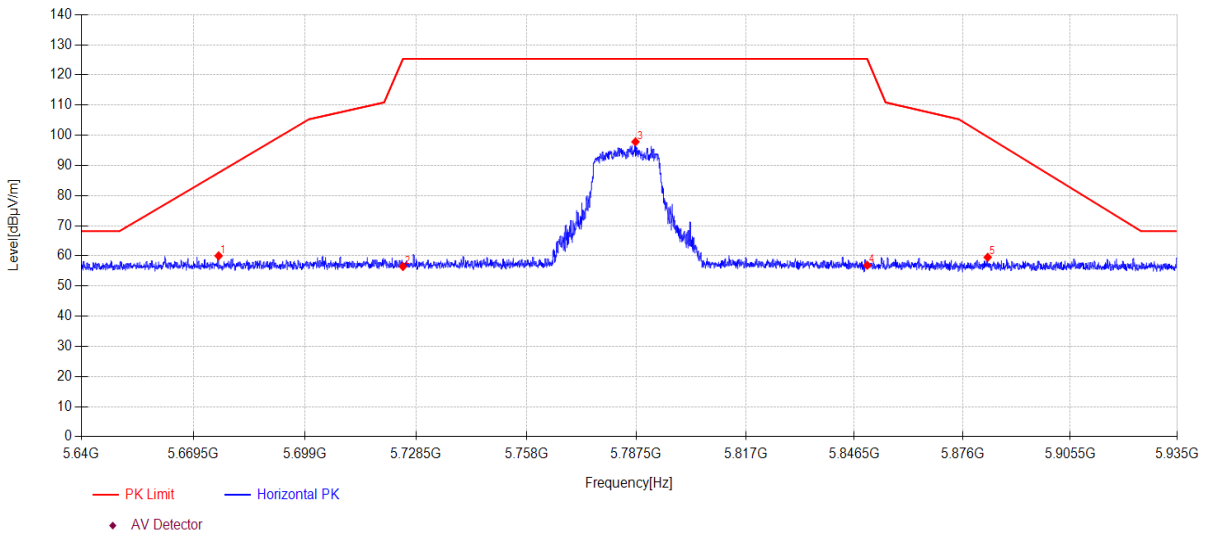
Note:

1. Level = Reading + Cable loss + Antenna Factor + AMP
2. If Peak Result complies with AV limit, AV Result is deemed to comply with AV limit.
3. Test setup: RBW: 1 MHz, VBW: 3 MHz, Sweep time: auto.

TR-4-E-009 Radiated Emission Test Result

Test Date: 2024-02-02 **Tested By:** Bairong
EUT: Wireless Speaker **Model Number:** BOOMBOX 3 Wi-Fi
Test Mode: 11N20MIMO 5785MHz TX **Power Supply:** AC 120V/60Hz
Condition: Temp:21.5°C;Humi:39.7% **Test Site:** DDT 3# Chamber
File Path: d:\ts\2024 report data\Q23111312-2E BOOMBOX 3 Wi-Fi\FCC ABOVE 1G 5.8GWIFI\23
Memo: Sample Number:S23111312-02 Power Setting:NA

Test Graph



Data List										
N O.	Freq. [MHz]	Reading [dBµV/m]	Antenna Factor [dB]	Cable loss [dB]	AMP [dB]	Level [dBµV/m]	Limit [dBµV/m]	Margin [dB]	Detector	Polarity
1	5676.14	20.66	33.50	5.85	0.00	60.01	87.59	27.58	PK	Horizontal
2	5725.00	16.86	33.75	5.87	0.00	56.48	125.30	68.82	PK	Horizontal
3	5787.26	57.80	34.12	5.90	0.00	97.82	125.30	27.48	PK	Horizontal
4	5850.00	16.96	34.00	5.94	0.00	56.90	125.27	68.37	PK	Horizontal
5	5882.87	19.52	34.07	5.95	0.00	59.54	99.46	39.92	PK	Horizontal

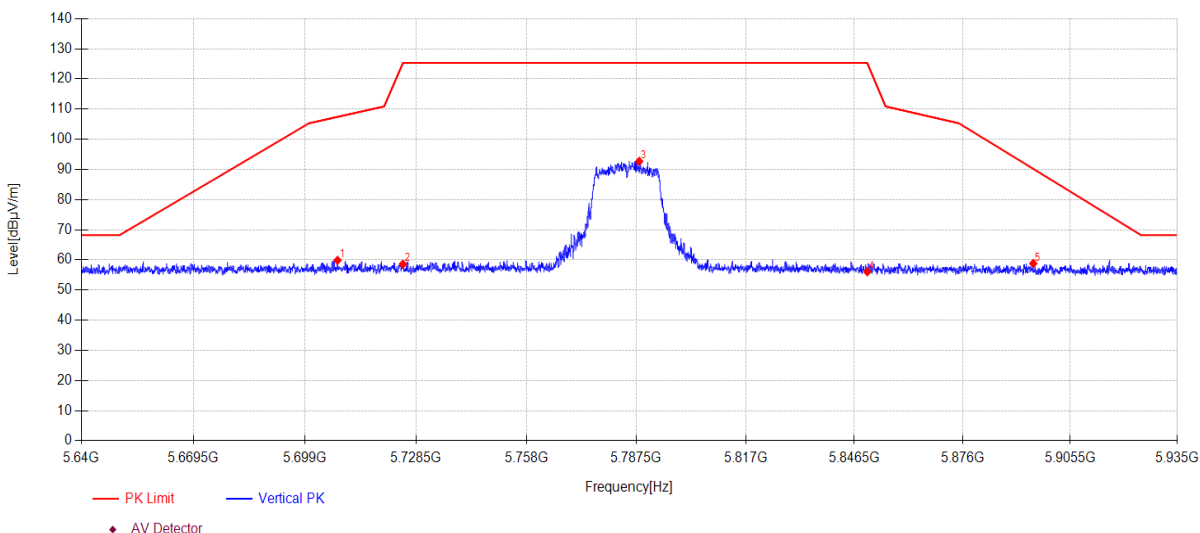
Note:

1. Level = Reading + Cable loss + Antenna Factor + AMP
2. If Peak Result complies with AV limit, AV Result is deemed to comply with AV limit.
3. Test setup: RBW: 1 MHz, VBW: 3 MHz, Sweep time: auto.

TR-4-E-009 Radiated Emission Test Result

Test Date: 2024-02-02 **Tested By:** Bairong
EUT: Wireless Speaker **Model Number:** BOOMBOX 3 Wi-Fi
Test Mode: 11N20MIMO 5785MHz TX **Power Supply:** AC 120V/60Hz
Condition: Temp:21.5°C;Humi:39.7% **Test Site:** DDT 3# Chamber
File Path: d:\ts\2024 report data\Q23111312-2E BOOMBOX 3 Wi-Fi\FCC ABOVE 1G 5.8GWIFI\24
Memo: Sample Number:S23111312-02 Power Setting:NA

Test Graph



Data List										
N O.	Freq. [MHz]	Reading [dBµV/m]	Antenna Factor [dB]	Cable loss [dB]	AMP [dB]	Level [dBµV/m]	Limit [dBµV/m]	Margin [dB]	Detector	Polarity
1	5707.61	20.35	33.65	5.86	0.00	59.86	107.43	47.57	PK	Vertical
2	5725.00	18.97	33.75	5.87	0.00	58.59	125.30	66.71	PK	Vertical
3	5788.27	52.65	34.13	5.90	0.00	92.68	125.30	32.62	PK	Vertical
4	5850.00	16.12	34.00	5.94	0.00	56.06	125.27	69.21	PK	Vertical
5	5895.35	18.77	34.09	5.96	0.00	58.82	90.20	31.38	PK	Vertical

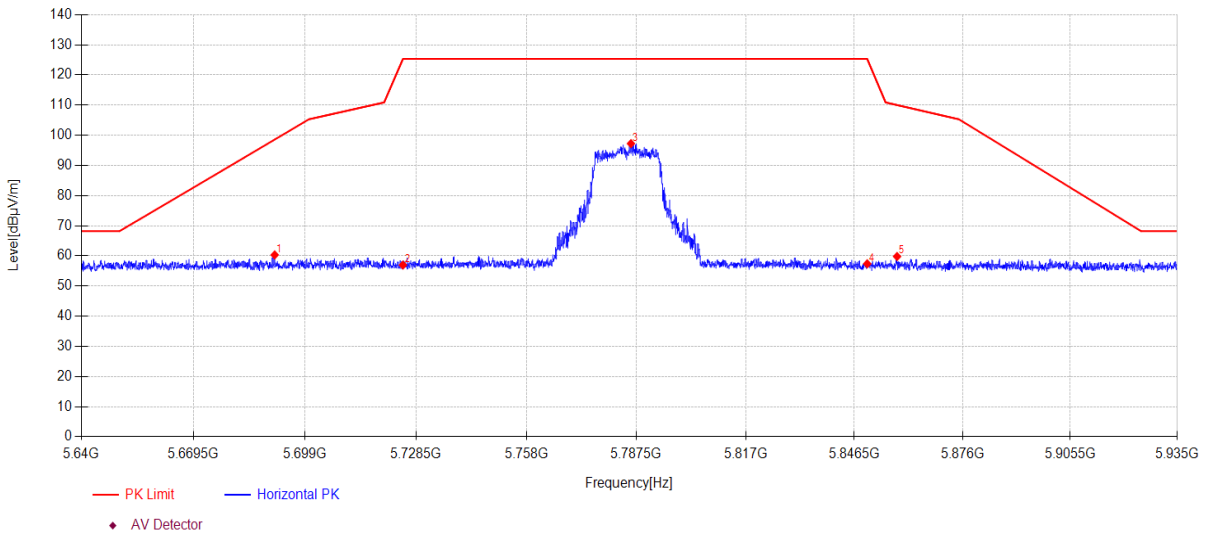
Note:

1. Level = Reading + Cable loss + Antenna Factor + AMP
2. If Peak Result complies with AV limit, AV Result is deemed to comply with AV limit.
3. Test setup: RBW: 1 MHz, VBW: 3 MHz, Sweep time: auto.

TR-4-E-009 Radiated Emission Test Result

Test Date: 2024-02-02 **Tested By:** Bairong
EUT: Wireless Speaker **Model Number:** BOOMBOX 3 Wi-Fi
Test Mode: 11AC20MIMO 5785MHz TX **Power Supply:** AC 120V/60Hz
Condition: Temp:21.5°C;Humi:39.7% **Test Site:** DDT 3# Chamber
File Path: d:\ts\2024 report data\Q23111312-2E BOOMBOX 3 Wi-Fi\FCC ABOVE 1G 5.8GWIFI\25
Memo: Sample Number:S23111312-02 Power Setting:NA

Test Graph



Data List										
N O.	Freq. [MHz]	Reading [dBµV/m]	Antenna Factor [dB]	Cable loss [dB]	AMP [dB]	Level [dBµV/m]	Limit [dBµV/m]	Margin [dB]	Detector	Polarity
1	5690.95	20.89	33.56	5.86	0.00	60.31	98.58	38.27	PK	Horizontal
2	5725.00	17.33	33.75	5.87	0.00	56.95	125.30	68.35	PK	Horizontal
3	5786.05	57.22	34.12	5.90	0.00	97.24	125.30	28.06	PK	Horizontal
4	5850.00	17.44	34.00	5.94	0.00	57.38	125.27	67.89	PK	Horizontal
5	5858.12	19.84	34.02	5.94	0.00	59.80	110.03	50.23	PK	Horizontal

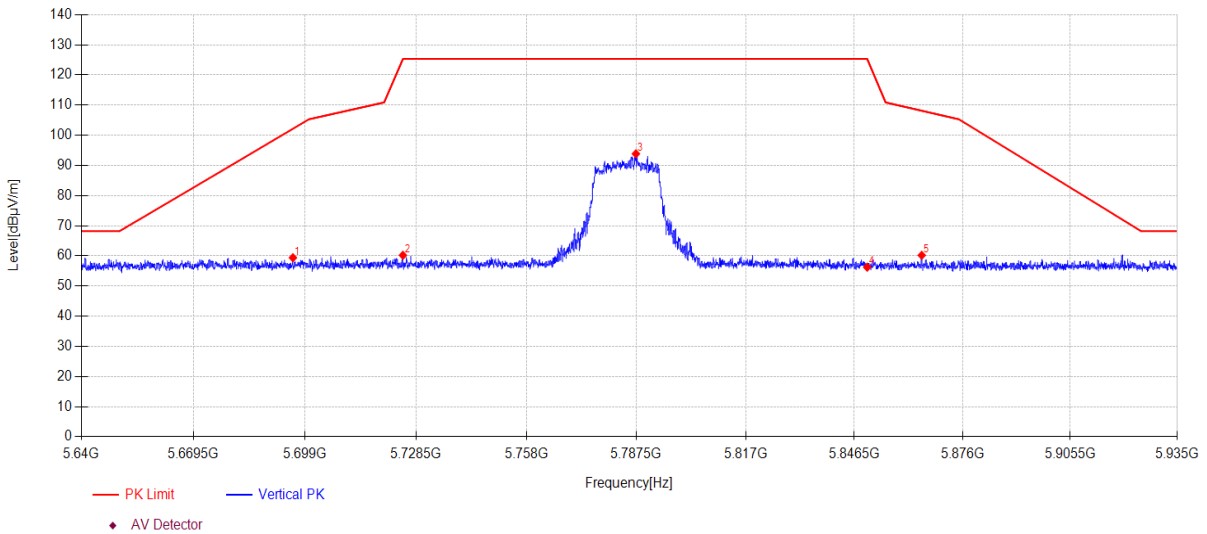
Note:

1. Level = Reading + Cable loss + Antenna Factor + AMP
2. If Peak Result complies with AV limit, AV Result is deemed to comply with AV limit.
3. Test setup: RBW: 1 MHz, VBW: 3 MHz, Sweep time: auto.

TR-4-E-009 Radiated Emission Test Result

Test Date: 2024-02-02 **Tested By:** Bairong
EUT: Wireless Speaker **Model Number:** BOOMBOX 3 Wi-Fi
Test Mode: 11AC20MIMO 5785MHz TX **Power Supply:** AC 120V/60Hz
Condition: Temp:21.5°C;Humi:39.7% **Test Site:** DDT 3# Chamber
File Path: d:\ts\2024 report data\Q23111312-2E BOOMBOX 3 Wi-Fi\FCC ABOVE 1G 5.8GWIFI\26
Memo: Sample Number:S23111312-02 Power Setting:NA

Test Graph



Data List										
N O.	Freq. [MHz]	Reading [dBµV/m]	Antenna Factor [dB]	Cable loss [dB]	AMP [dB]	Level [dBµV/m]	Limit [dBµV/m]	Margin [dB]	Detector	Polarity
1	5695.78	19.94	33.58	5.86	0.00	59.38	102.17	42.79	PK	Vertical
2	5725.00	20.58	33.75	5.87	0.00	60.20	125.30	65.10	PK	Vertical
3	5787.38	53.83	34.12	5.90	0.00	93.85	125.30	31.45	PK	Vertical
4	5850.00	16.32	34.00	5.94	0.00	56.26	125.27	69.01	PK	Vertical
5	5864.85	20.22	34.03	5.94	0.00	60.19	108.14	47.95	PK	Vertical

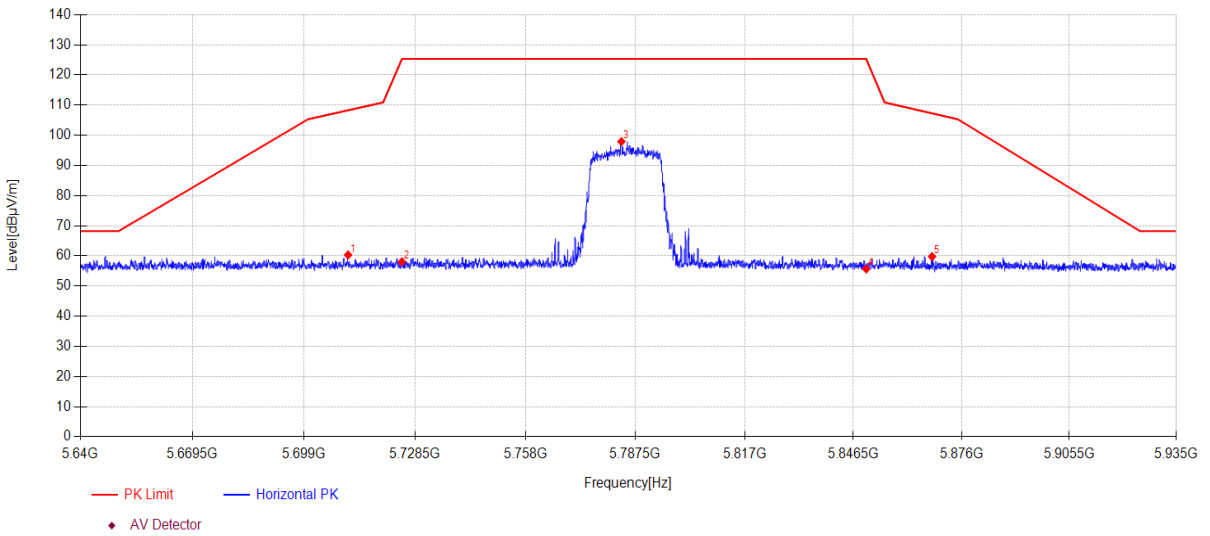
Note:

1. Level = Reading + Cable loss + Antenna Factor + AMP
2. If Peak Result complies with AV limit, AV Result is deemed to comply with AV limit.
3. Test setup: RBW: 1 MHz, VBW: 3 MHz, Sweep time: auto.

TR-4-E-009 Radiated Emission Test Result

Test Date: 2024-02-02 **Tested By:** Bairong
EUT: Wireless Speaker **Model Number:** BOOMBOX 3 Wi-Fi
Test Mode: 11AX20MIMO 5785MHz TX **Power Supply:** AC 120V/60Hz
Condition: Temp:21.5°C;Humi:39.7% **Test Site:** DDT 3# Chamber
File Path: d:\ts\2024 report data\Q23111312-2E BOOMBOX 3 Wi-Fi\FCC ABOVE 1G 5.8GWIFI\27
Memo: Sample Number:S23111312-02 Power Setting:NA

Test Graph



Data List										
N O.	Freq. [MHz]	Reading [dBµV/m]	Antenna Factor [dB]	Cable loss [dB]	AMP [dB]	Level [dBµV/m]	Limit [dBµV/m]	Margin [dB]	Detector	Polarity
1	5710.68	20.78	33.66	5.87	0.00	60.31	108.29	47.98	PK	Horizontal
2	5725.00	18.41	33.75	5.87	0.00	58.03	125.30	67.27	PK	Horizontal
3	5783.75	57.91	34.10	5.90	0.00	97.91	125.30	27.39	PK	Horizontal
4	5850.00	15.75	34.00	5.94	0.00	55.69	125.27	69.58	PK	Horizontal
5	5867.95	19.80	34.04	5.94	0.00	59.78	107.27	47.49	PK	Horizontal

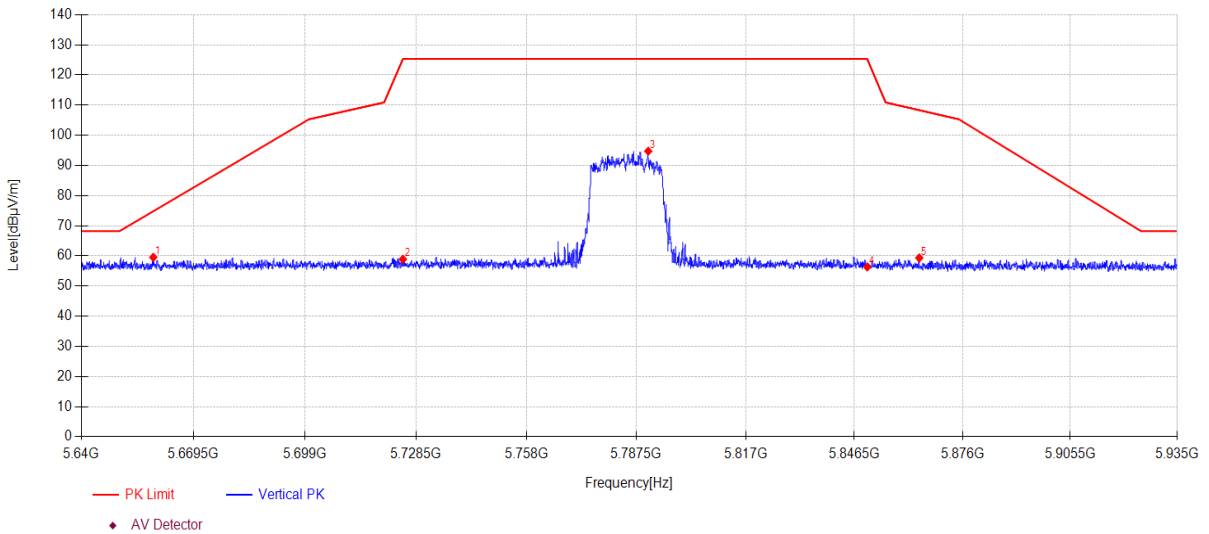
Note:

- 1. Level = Reading + Cable loss + Antenna Factor + AMP
- 2. If Peak Result complies with AV limit, AV Result is deemed to comply with AV limit.
- 3. Test setup: RBW: 1 MHz, VBW: 3 MHz, Sweep time: auto.

TR-4-E-009 Radiated Emission Test Result

Test Date: 2024-02-02 **Tested By:** Bairong
EUT: Wireless Speaker **Model Number:** BOOMBOX 3 Wi-Fi
Test Mode: 11AX20MIMO 5785MHz TX **Power Supply:** AC 120V/60Hz
Condition: Temp:21.5°C;Humi:39.7% **Test Site:** DDT 3# Chamber
File Path: d:\ts\2024 report data\Q23111312-2E BOOMBOX 3 Wi-Fi\FCC ABOVE 1G 5.8GWIFI\28
Memo: Sample Number:S23111312-02 Power Setting:NA

Test Graph



Data List										
N O.	Freq. [MHz]	Reading [dBµV/m]	Antenna Factor [dB]	Cable loss [dB]	AMP [dB]	Level [dBµV/m]	Limit [dBµV/m]	Margin [dB]	Detector	Polarity
1	5658.91	20.25	33.44	5.84	0.00	59.53	74.81	15.28	PK	Vertical
2	5725.00	19.27	33.75	5.87	0.00	58.89	125.30	66.41	PK	Vertical
3	5790.72	54.68	34.14	5.91	0.00	94.73	125.30	30.57	PK	Vertical
4	5850.00	16.38	34.00	5.94	0.00	56.32	125.27	68.95	PK	Vertical
5	5864.17	19.36	34.03	5.94	0.00	59.33	108.33	49.00	PK	Vertical

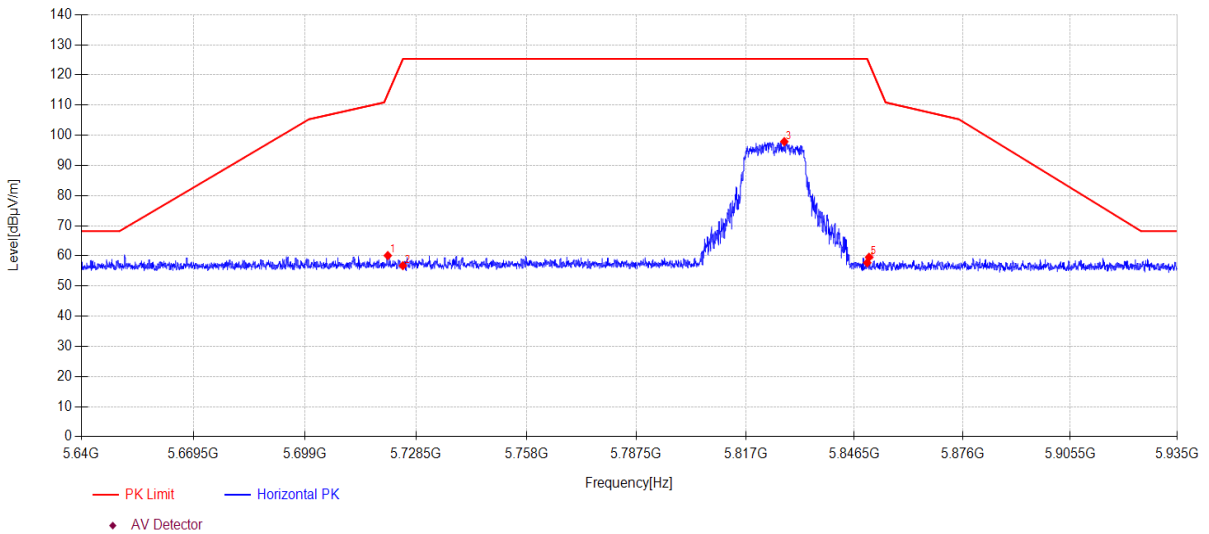
Note:

1. Level = Reading + Cable loss + Antenna Factor + AMP
2. If Peak Result complies with AV limit, AV Result is deemed to comply with AV limit.
3. Test setup: RBW: 1 MHz, VBW: 3 MHz, Sweep time: auto.

TR-4-E-009 Radiated Emission Test Result

Test Date: 2024-02-02 **Tested By:** Bairong
EUT: Wireless Speaker **Model Number:** BOOMBOX 3 Wi-Fi
Test Mode: 11A ANT1 5825MHz TX **Power Supply:** AC 120V/60Hz
Condition: Temp:21.5°C;Humi:39.7% **Test Site:** DDT 3# Chamber
File Path: d:\ts\2024 report data\Q23111312-2E BOOMBOX 3 Wi-Fi\FCC ABOVE 1G 5.8GWIFI\29
Memo: Sample Number:S23111312-02 Power Setting:NA

Test Graph



Data List										
N O.	Freq. [MHz]	Reading [dBµV/m]	Antenna Factor [dB]	Cable loss [dB]	AMP [dB]	Level [dBµV/m]	Limit [dBµV/m]	Margin [dB]	Detector	Polarity
1	5720.98	20.50	33.73	5.87	0.00	60.10	113.72	53.62	PK	Horizontal
2	5725.00	17.14	33.75	5.87	0.00	56.76	125.30	68.54	PK	Horizontal
3	5827.47	57.87	34.09	5.92	0.00	97.88	125.30	27.42	PK	Horizontal
4	5850.00	17.78	34.00	5.94	0.00	57.72	125.27	67.55	PK	Horizontal
5	5850.48	19.61	34.00	5.94	0.00	59.55	123.91	64.36	PK	Horizontal

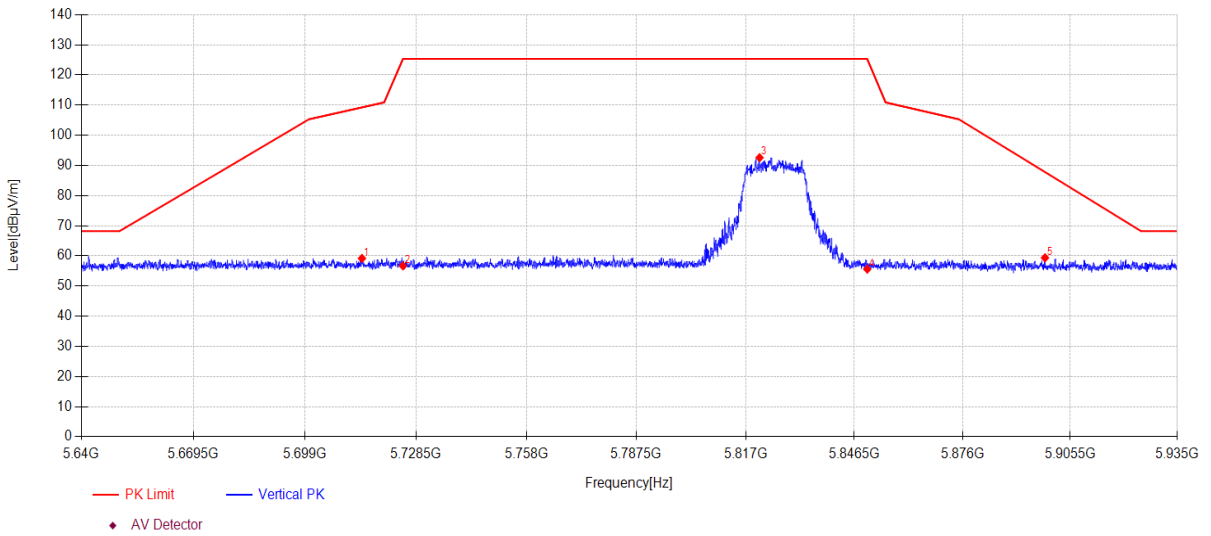
Note:

1. Level = Reading + Cable loss + Antenna Factor + AMP
2. If Peak Result complies with AV limit, AV Result is deemed to comply with AV limit.
3. Test setup: RBW: 1 MHz, VBW: 3 MHz, Sweep time: auto.

TR-4-E-009 Radiated Emission Test Result

Test Date: 2024-02-02 **Tested By:** Bairong
EUT: Wireless Speaker **Model Number:** BOOMBOX 3 Wi-Fi
Test Mode: 11A ANT1 5825MHz TX **Power Supply:** AC 120V/60Hz
Condition: Temp:21.5°C;Humi:39.7% **Test Site:** DDT 3# Chamber
File Path: d:\ts\2024 report data\Q23111312-2E BOOMBOX 3 Wi-Fi\FCC ABOVE 1G 5.8GWIFI\30
Memo: Sample Number:S23111312-02 Power Setting:NA

Test Graph



Data List										
N O.	Freq. [MHz]	Reading [dBµV/m]	Antenna Factor [dB]	Cable loss [dB]	AMP [dB]	Level [dBµV/m]	Limit [dBµV/m]	Margin [dB]	Detector	Polarity
1	5714.10	19.62	33.68	5.87	0.00	59.17	109.25	50.08	PK	Vertical
2	5725.00	17.08	33.75	5.87	0.00	56.70	125.30	68.60	PK	Vertical
3	5820.78	52.55	34.12	5.92	0.00	92.59	125.30	32.71	PK	Vertical
4	5850.00	15.66	34.00	5.94	0.00	55.60	125.27	69.67	PK	Vertical
5	5898.57	19.30	34.10	5.96	0.00	59.36	87.81	28.45	PK	Vertical

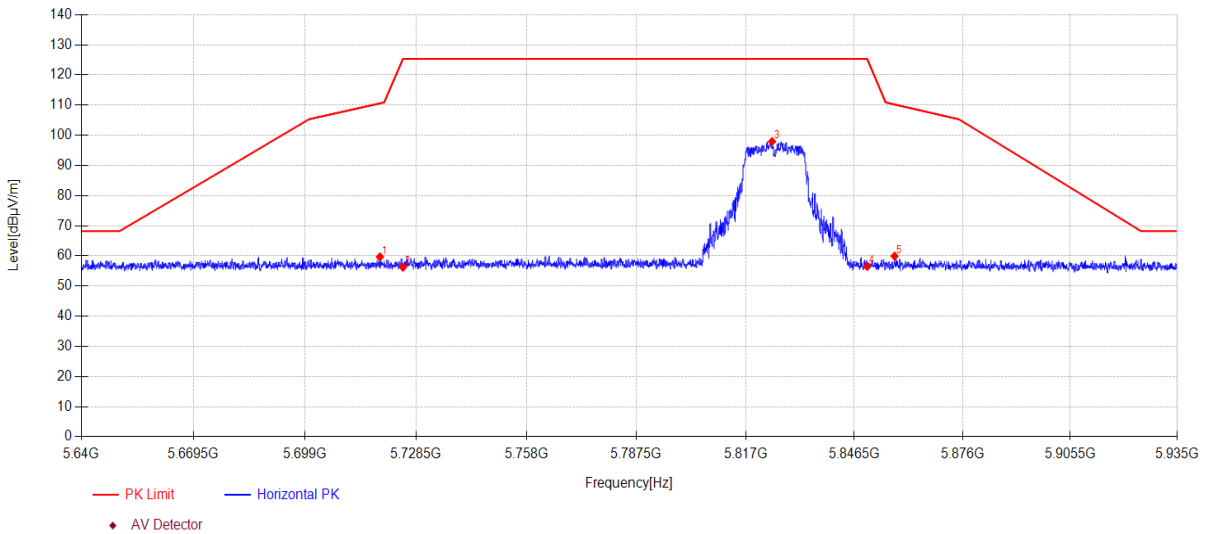
Note:

1. Level = Reading + Cable loss + Antenna Factor + AMP
2. If Peak Result complies with AV limit, AV Result is deemed to comply with AV limit.
3. Test setup: RBW: 1 MHz, VBW: 3 MHz, Sweep time: auto.

TR-4-E-009 Radiated Emission Test Result

Test Date: 2024-02-02 **Tested By:** Bairong
EUT: Wireless Speaker **Model Number:** BOOMBOX 3 Wi-Fi
Test Mode: 11A ANT2 5825MHz TX **Power Supply:** AC 120V/60Hz
Condition: Temp:21.5°C;Humi:39.7% **Test Site:** DDT 3# Chamber
File Path: d:\ts\2024 report data\Q23111312-2E BOOMBOX 3 Wi-Fi\FCC ABOVE 1G 5.8GWIFI\31
Memo: Sample Number:S23111312-02 Power Setting:NA

Test Graph



Data List

N O.	Freq. [MHz]	Reading [dBμV/m]	Antenna Factor [dB]	Cable loss [dB]	AMP [dB]	Level [dBμV/m]	Limit [dBμV/m]	Margin [dB]	Detector	Polarity
1	5718.88	20.09	33.71	5.87	0.00	59.67	110.59	50.92	PK	Horizontal
2	5725.00	16.64	33.75	5.87	0.00	56.26	125.30	69.04	PK	Horizontal
3	5824.17	57.91	34.10	5.92	0.00	97.93	125.30	27.37	PK	Horizontal
4	5850.00	16.58	34.00	5.94	0.00	56.52	125.27	68.75	PK	Horizontal
5	5857.44	19.97	34.01	5.94	0.00	59.92	110.22	50.30	PK	Horizontal

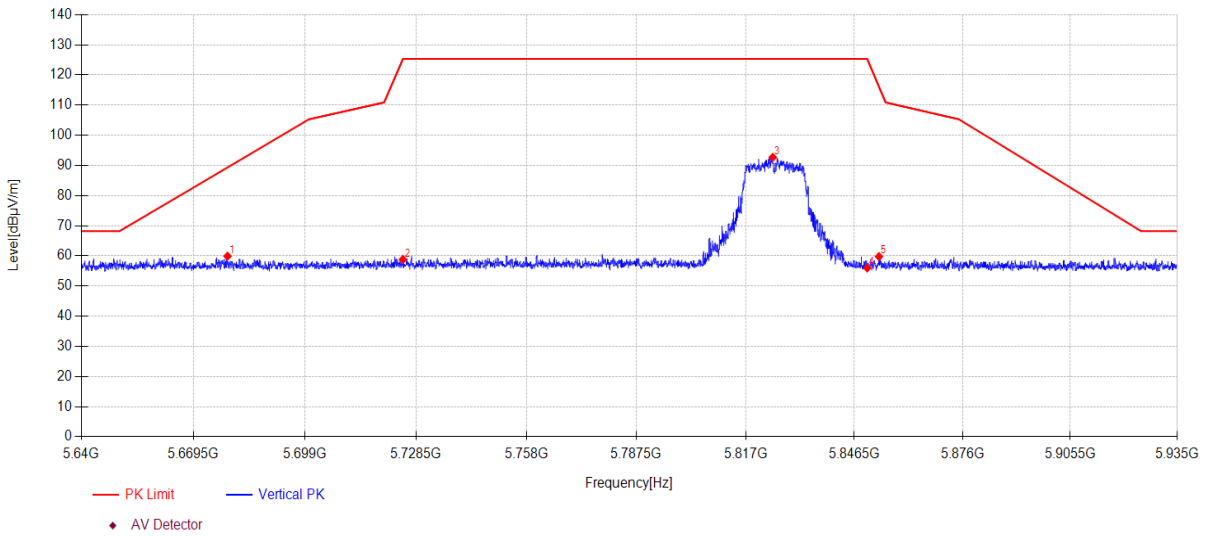
Note:

1. Level = Reading + Cable loss + Antenna Factor + AMP
2. If Peak Result complies with AV limit, AV Result is deemed to comply with AV limit.
3. Test setup: RBW: 1 MHz, VBW: 3 MHz, Sweep time: auto.

TR-4-E-009 Radiated Emission Test Result

Test Date: 2024-02-02 **Tested By:** Bairong
EUT: Wireless Speaker **Model Number:** BOOMBOX 3 Wi-Fi
Test Mode: 11A ANT2 5825MHz TX **Power Supply:** AC 120V/60Hz
Condition: Temp:21.5°C;Humi:39.7% **Test Site:** DDT 3# Chamber
File Path: d:\ts\2024 report data\Q23111312-2E BOOMBOX 3 Wi-Fi\FCC ABOVE 1G 5.8GWIFI\32
Memo: Sample Number:S23111312-02 Power Setting:NA

Test Graph



Data List										
N O.	Freq. [MHz]	Reading [dBµV/m]	Antenna Factor [dB]	Cable loss [dB]	AMP [dB]	Level [dBµV/m]	Limit [dBµV/m]	Margin [dB]	Detector	Polarity
1	5678.47	20.55	33.51	5.85	0.00	59.91	89.32	29.41	PK	Vertical
2	5725.00	19.21	33.75	5.87	0.00	58.83	125.30	66.47	PK	Vertical
3	5824.35	52.66	34.10	5.92	0.00	92.68	125.30	32.62	PK	Vertical
4	5850.00	16.06	34.00	5.94	0.00	56.00	125.27	69.27	PK	Vertical
5	5853.20	19.82	34.01	5.94	0.00	59.77	116.09	56.32	PK	Vertical

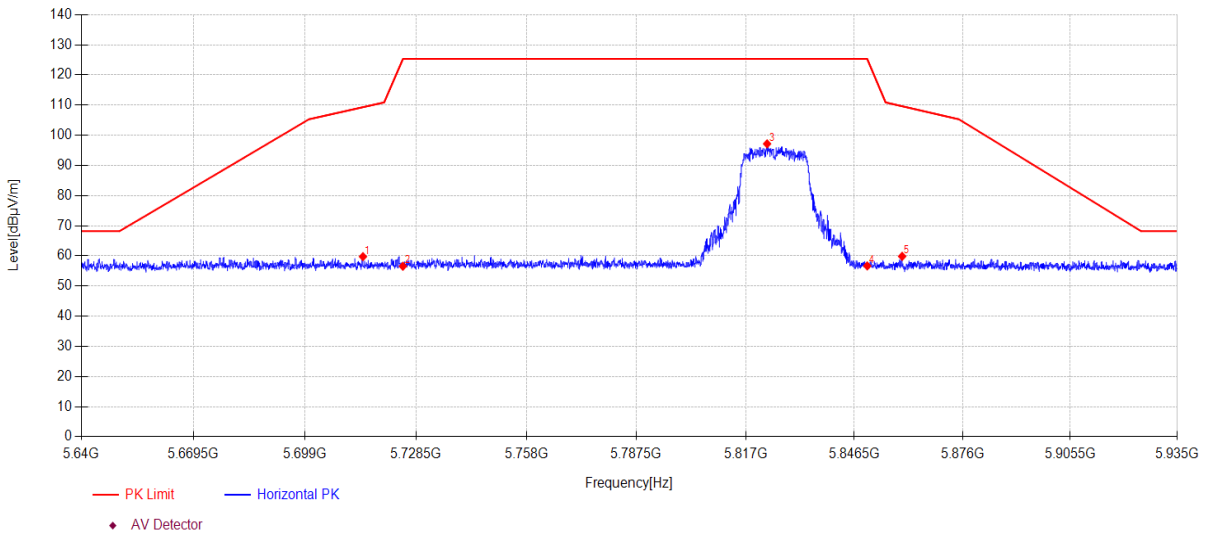
Note:

1. Level = Reading + Cable loss + Antenna Factor + AMP
2. If Peak Result complies with AV limit, AV Result is deemed to comply with AV limit.
3. Test setup: RBW: 1 MHz, VBW: 3 MHz, Sweep time: auto.

TR-4-E-009 Radiated Emission Test Result

Test Date: 2024-02-02 **Tested By:** Bairong
EUT: Wireless Speaker **Model Number:** BOOMBOX 3 Wi-Fi
Test Mode: 11N20MIMO 5825MHz TX **Power Supply:** AC 120V/60Hz
Condition: Temp:21.5°C;Humi:39.7% **Test Site:** DDT 3# Chamber
File Path: d:\ts\2024 report data\Q23111312-2E BOOMBOX 3 Wi-Fi\FCC ABOVE 1G 5.8GWIFI\33
Memo: Sample Number:S23111312-02 Power Setting:NA

Test Graph



Data List										
N O.	Freq. [MHz]	Reading [dBμV/m]	Antenna Factor [dB]	Cable loss [dB]	AMP [dB]	Level [dBμV/m]	Limit [dBμV/m]	Margin [dB]	Detector	Polarity
1	5714.37	20.20	33.69	5.87	0.00	59.76	109.32	49.56	PK	Horizontal
2	5725.00	16.94	33.75	5.87	0.00	56.56	125.30	68.74	PK	Horizontal
3	5822.81	57.14	34.11	5.92	0.00	97.17	125.30	28.13	PK	Horizontal
4	5850.00	16.73	34.00	5.94	0.00	56.67	125.27	68.60	PK	Horizontal
5	5859.51	19.88	34.02	5.94	0.00	59.84	109.64	49.80	PK	Horizontal

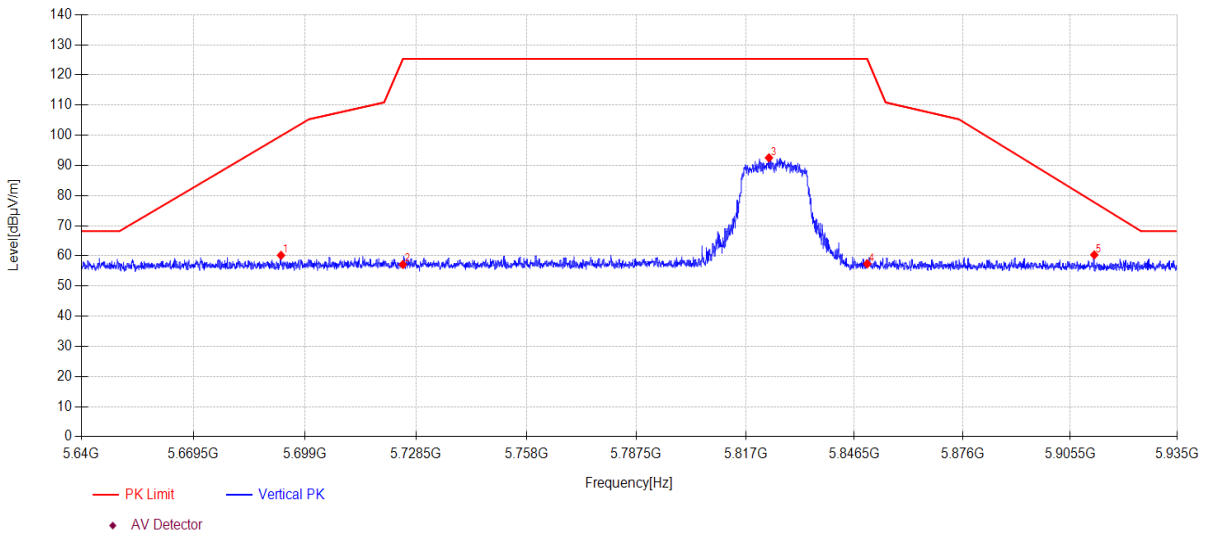
Note:

1. Level = Reading + Cable loss + Antenna Factor + AMP
2. If Peak Result complies with AV limit, AV Result is deemed to comply with AV limit.
3. Test setup: RBW: 1 MHz, VBW: 3 MHz, Sweep time: auto.

TR-4-E-009 Radiated Emission Test Result

Test Date: 2024-02-02 **Tested By:** Bairong
EUT: Wireless Speaker **Model Number:** BOOMBOX 3 Wi-Fi
Test Mode: 11N20MIMO 5825MHz TX **Power Supply:** AC 120V/60Hz
Condition: Temp:21.5°C;Humi:39.7% **Test Site:** DDT 3# Chamber
File Path: d:\ts\2024 report data\Q23111312-2E BOOMBOX 3 Wi-Fi\FCC ABOVE 1G 5.8GWIFI\34
Memo: Sample Number:S23111312-02 Power Setting:NA

Test Graph



Data List										
N O.	Freq. [MHz]	Reading [dBµV/m]	Antenna Factor [dB]	Cable loss [dB]	AMP [dB]	Level [dBµV/m]	Limit [dBµV/m]	Margin [dB]	Detector	Polarity
1	5692.63	20.74	33.57	5.86	0.00	60.17	99.83	39.66	PK	Vertical
2	5725.00	17.52	33.75	5.87	0.00	57.14	125.30	68.16	PK	Vertical
3	5823.31	52.50	34.11	5.92	0.00	92.53	125.30	32.77	PK	Vertical
4	5850.00	17.43	34.00	5.94	0.00	57.37	125.27	67.90	PK	Vertical
5	5912.11	20.24	34.12	5.97	0.00	60.33	77.77	17.44	PK	Vertical

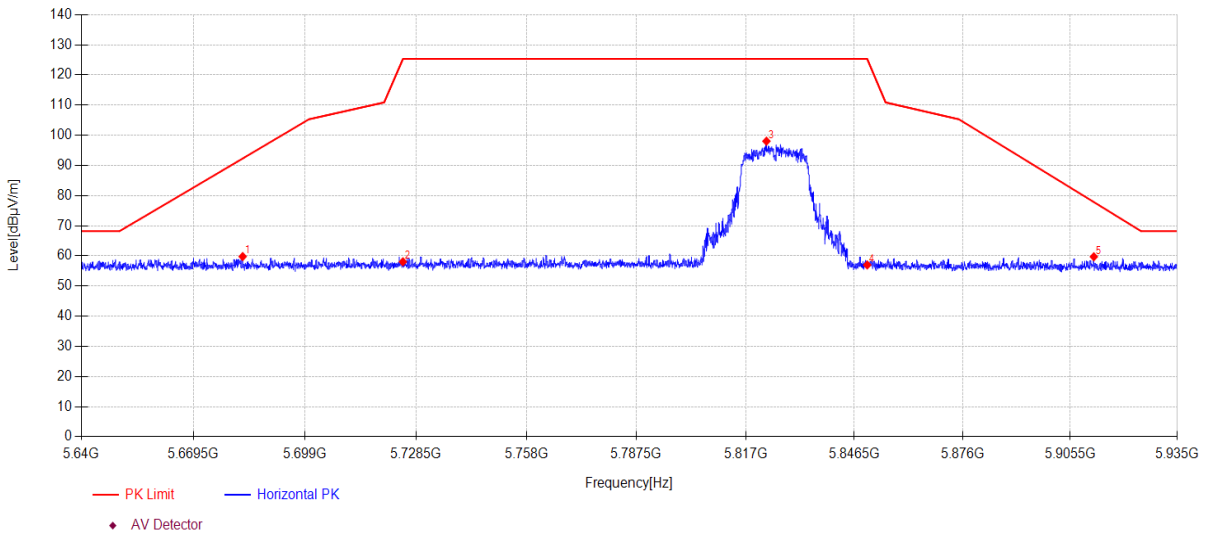
Note:

1. Level = Reading + Cable loss + Antenna Factor + AMP
2. If Peak Result complies with AV limit, AV Result is deemed to comply with AV limit.
3. Test setup: RBW: 1 MHz, VBW: 3 MHz, Sweep time: auto.

TR-4-E-009 Radiated Emission Test Result

Test Date: 2024-02-02 **Tested By:** Bairong
EUT: Wireless Speaker **Model Number:** BOOMBOX 3 Wi-Fi
Test Mode: 11AC20MIMO 5825MHz TX **Power Supply:** AC 120V/60Hz
Condition: Temp:21.5°C;Humi:39.7% **Test Site:** DDT 3# Chamber
File Path: d:\ts\2024 report data\Q23111312-2E BOOMBOX 3 Wi-Fi\FCC ABOVE 1G 5.8GWIFI\35
Memo: Sample Number:S23111312-02 Power Setting:NA

Test Graph



Data List										
N O.	Freq. [MHz]	Reading [dBµV/m]	Antenna Factor [dB]	Cable loss [dB]	AMP [dB]	Level [dBµV/m]	Limit [dBµV/m]	Margin [dB]	Detector	Polarity
1	5682.48	20.40	33.53	5.85	0.00	59.78	92.30	32.52	PK	Horizontal
2	5725.00	18.42	33.75	5.87	0.00	58.04	125.30	67.26	PK	Horizontal
3	5822.63	58.02	34.11	5.92	0.00	98.05	125.30	27.25	PK	Horizontal
4	5850.00	17.05	34.00	5.94	0.00	56.99	125.27	68.28	PK	Horizontal
5	5911.99	19.62	34.12	5.97	0.00	59.71	77.85	18.14	PK	Horizontal

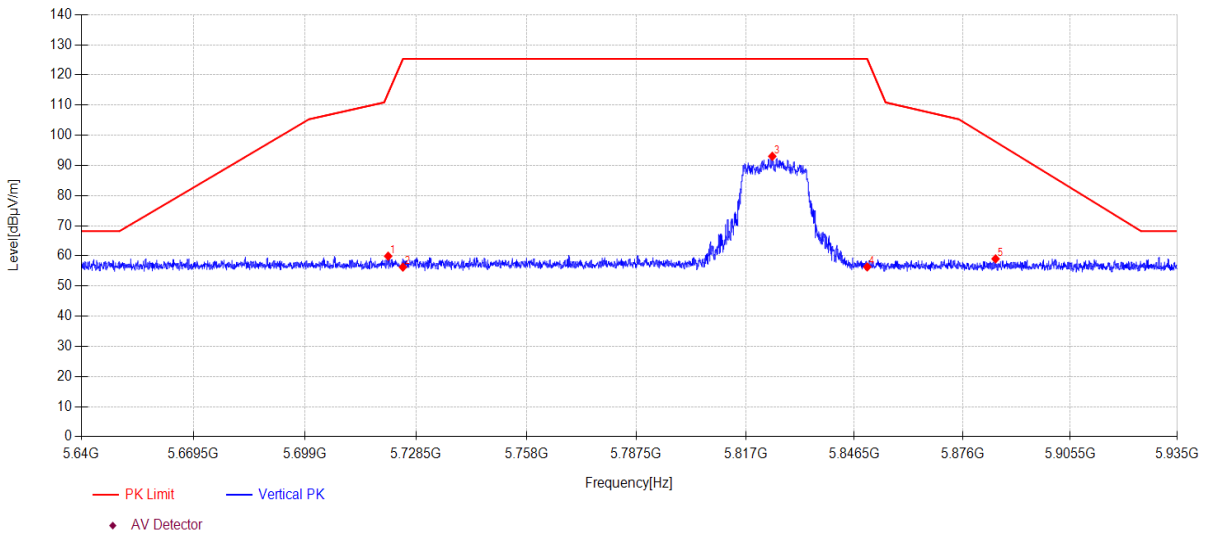
Note:

1. Level = Reading + Cable loss + Antenna Factor + AMP
2. If Peak Result complies with AV limit, AV Result is deemed to comply with AV limit.
3. Test setup: RBW: 1 MHz, VBW: 3 MHz, Sweep time: auto.

TR-4-E-009 Radiated Emission Test Result

Test Date: 2024-02-02 **Tested By:** Bairong
EUT: Wireless Speaker **Model Number:** BOOMBOX 3 Wi-Fi
Test Mode: 11AC20MIMO 5825MHz TX **Power Supply:** AC 120V/60Hz
Condition: Temp:21.5°C;Humi:39.7% **Test Site:** DDT 3# Chamber
File Path: d:\ts\2024 report data\Q23111312-2E BOOMBOX 3 Wi-Fi\FCC ABOVE 1G 5.8GWIFI\36
Memo: Sample Number:S23111312-02 Power Setting:NA

Test Graph



Data List										
N O.	Freq. [MHz]	Reading [dBµV/m]	Antenna Factor [dB]	Cable loss [dB]	AMP [dB]	Level [dBµV/m]	Limit [dBµV/m]	Margin [dB]	Detector	Polarity
1	5721.07	20.31	33.73	5.87	0.00	59.91	113.97	54.06	PK	Vertical
2	5725.00	16.65	33.75	5.87	0.00	56.27	125.30	69.03	PK	Vertical
3	5824.23	53.01	34.10	5.92	0.00	93.03	125.30	32.27	PK	Vertical
4	5850.00	16.39	34.00	5.94	0.00	56.33	125.27	68.94	PK	Vertical
5	5885.03	18.99	34.07	5.95	0.00	59.01	97.86	38.85	PK	Vertical

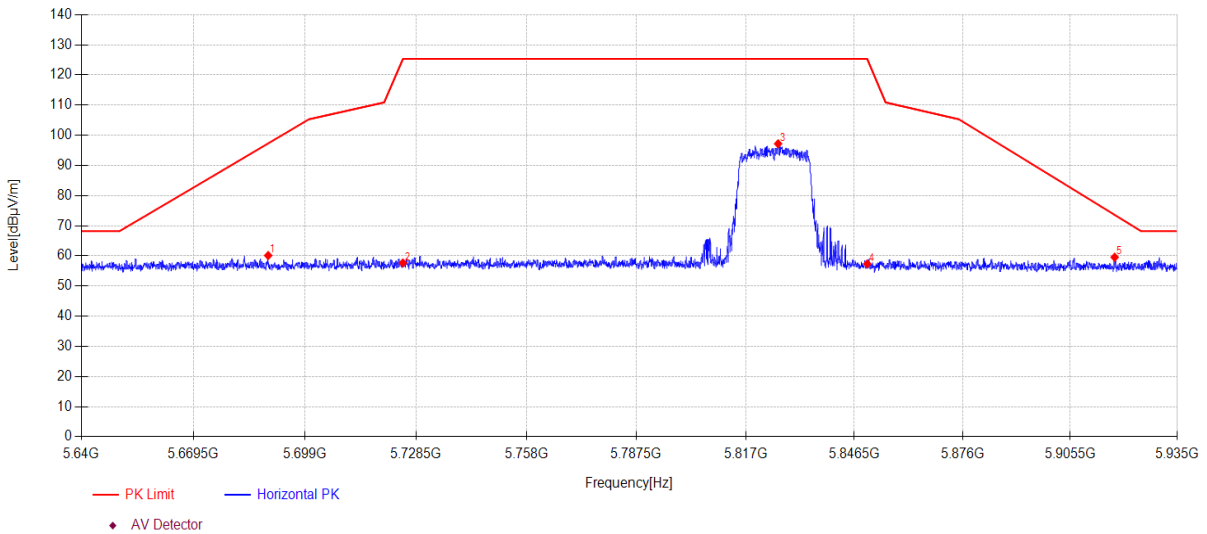
Note:

1. Level = Reading + Cable loss + Antenna Factor + AMP
2. If Peak Result complies with AV limit, AV Result is deemed to comply with AV limit.
3. Test setup: RBW: 1 MHz, VBW: 3 MHz, Sweep time: auto.

TR-4-E-009 Radiated Emission Test Result

Test Date: 2024-02-02 **Tested By:** Bairong
EUT: Wireless Speaker **Model Number:** BOOMBOX 3 Wi-Fi
Test Mode: 11AX20MIMO 5825MHz TX **Power Supply:** AC 120V/60Hz
Condition: Temp:21.5°C;Humi:39.7% **Test Site:** DDT 3# Chamber
File Path: d:\ts\2024 report data\Q23111312-2E BOOMBOX 3 Wi-Fi\FCC ABOVE 1G 5.8GWIFI\37
Memo: Sample Number:S23111312-02 Power Setting:NA

Test Graph



Data List

N O.	Freq. [MHz]	Reading [dBµV/m]	Antenna Factor [dB]	Cable loss [dB]	AMP [dB]	Level [dBµV/m]	Limit [dBµV/m]	Margin [dB]	Detector	Polarity
1	5689.24	20.72	33.56	5.85	0.00	60.13	97.31	37.18	PK	Horizontal
2	5725.00	18.04	33.75	5.87	0.00	57.66	125.30	67.64	PK	Horizontal
3	5825.79	57.18	34.10	5.92	0.00	97.20	125.30	28.10	PK	Horizontal
4	5850.00	17.41	34.00	5.94	0.00	57.35	125.27	67.92	PK	Horizontal
5	5917.71	19.44	34.14	5.97	0.00	59.55	73.61	14.06	PK	Horizontal

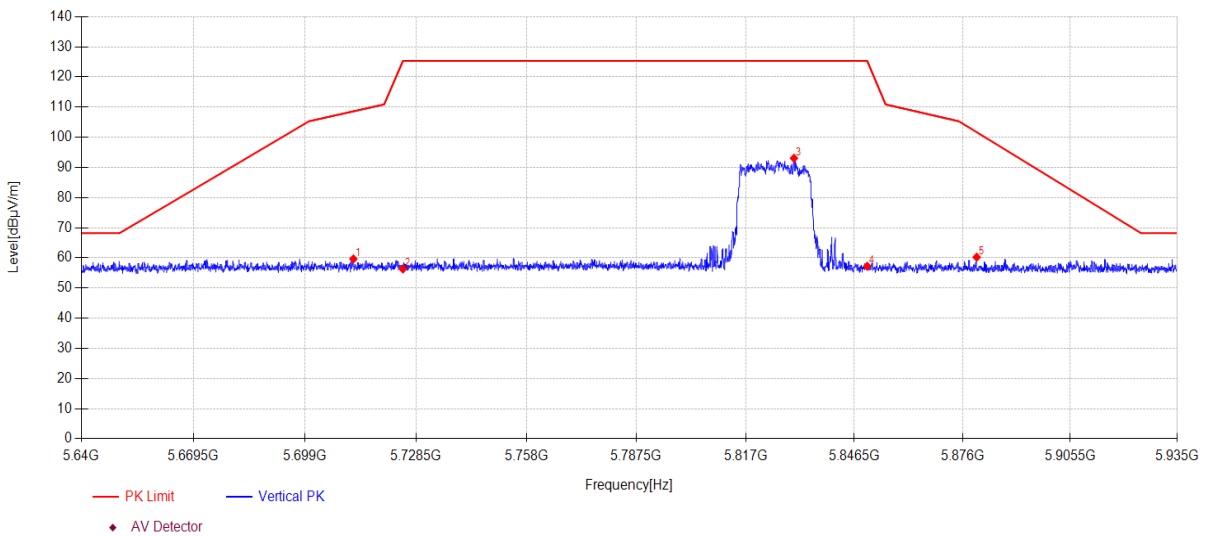
Note:

1. Level = Reading + Cable loss + Antenna Factor + AMP
2. If Peak Result complies with AV limit, AV Result is deemed to comply with AV limit.
3. Test setup: RBW: 1 MHz, VBW: 3 MHz, Sweep time: auto.

TR-4-E-009 Radiated Emission Test Result

Test Date: 2024-02-02 **Tested By:** Bairong
EUT: Wireless Speaker **Model Number:** BOOMBOX 3 Wi-Fi
Test Mode: 11AX20MIMO 5825MHz TX **Power Supply:** AC 120V/60Hz
Condition: Temp:21.5°C;Humi:39.7% **Test Site:** DDT 3# Chamber
File Path: d:\ts\2024 report data\Q23111312-2E BOOMBOX 3 Wi-Fi\FCC ABOVE 1G 5.8GWIFI\38
Memo: Sample Number:S23111312-02 Power Setting:NA

Test Graph



Data List

N O.	Freq. [MHz]	Reading [dBµV/m]	Antenna Factor [dB]	Cable loss [dB]	AMP [dB]	Level [dBµV/m]	Limit [dBµV/m]	Margin [dB]	Detector	Polarity
1	5711.83	20.10	33.67	5.87	0.00	59.64	108.61	48.97	PK	Vertical
2	5725.00	16.70	33.75	5.87	0.00	56.32	125.30	68.98	PK	Vertical
3	5830.10	53.05	34.08	5.93	0.00	93.06	125.30	32.24	PK	Vertical
4	5850.00	17.28	34.00	5.94	0.00	57.22	125.27	68.05	PK	Vertical
5	5879.86	20.23	34.06	5.95	0.00	60.24	101.69	41.45	PK	Vertical

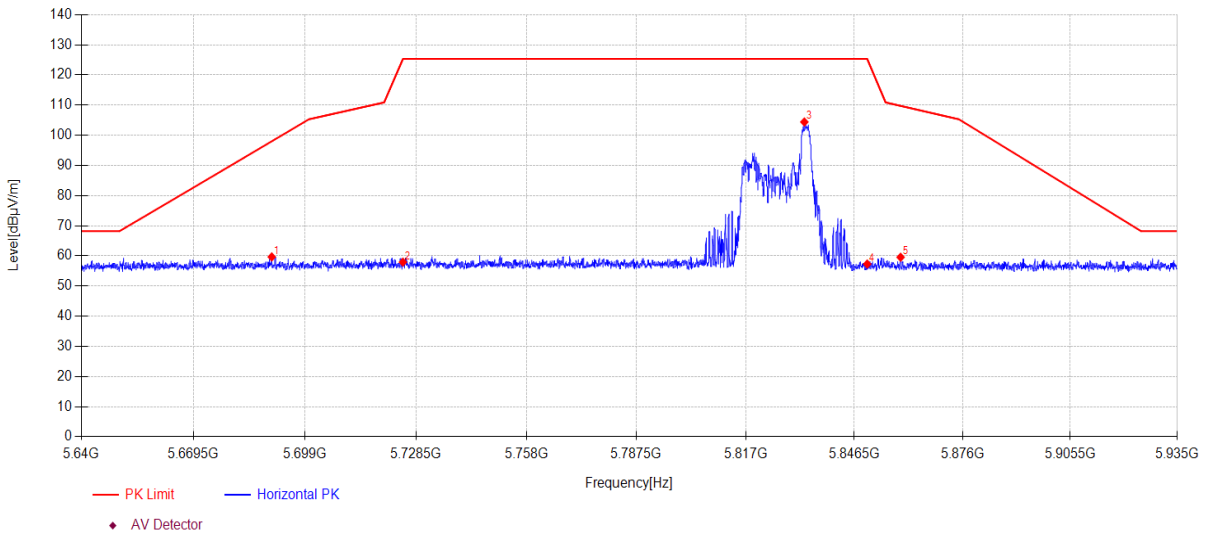
Note:

1. Level = Reading + Cable loss + Antenna Factor + AMP
2. If Peak Result complies with AV limit, AV Result is deemed to comply with AV limit.
3. Test setup: RBW: 1 MHz, VBW: 3 MHz, Sweep time: auto.

TR-4-E-009 Radiated Emission Test Result

Test Date: 2024-02-02 **Tested By:** Bairong
EUT: Wireless Speaker **Model Number:** BOOMBOX 3 Wi-Fi
Test Mode: 11AX20MIMO RU8 5825MHz TX **Power Supply:** AC 120V/60Hz
Condition: Temp:21.5°C;Humi:39.7% **Test Site:** DDT 3# Chamber
File Path: d:\ts\2024 report data\Q23111312-2E BOOMBOX 3 Wi-Fi\FCC ABOVE 1G 5.8GWIFI\39
Memo: Sample Number:S23111312-02 Power Setting:7

Test Graph



Data List										
N O.	Freq. [MHz]	Reading [dBµV/m]	Antenna Factor [dB]	Cable loss [dB]	AMP [dB]	Level [dBµV/m]	Limit [dBµV/m]	Margin [dB]	Detector	Polarity
1	5690.18	20.24	33.56	5.86	0.00	59.66	98.01	38.35	PK	Horizontal
2	5725.00	18.31	33.75	5.87	0.00	57.93	125.30	67.37	PK	Horizontal
3	5832.90	64.41	34.07	5.93	0.00	104.41	125.30	20.89	PK	Horizontal
4	5850.00	17.36	34.00	5.94	0.00	57.30	125.27	67.97	PK	Horizontal
5	5859.10	19.59	34.02	5.94	0.00	59.55	109.75	50.20	PK	Horizontal

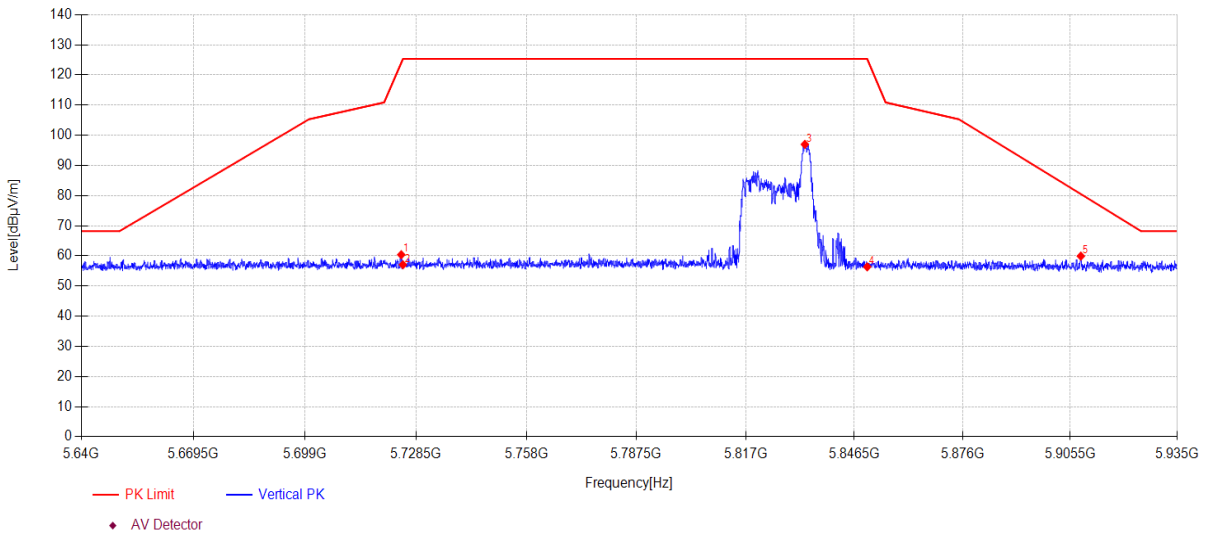
Note:

1. Level = Reading + Cable loss + Antenna Factor + AMP
2. If Peak Result complies with AV limit, AV Result is deemed to comply with AV limit.
3. Test setup: RBW: 1 MHz, VBW: 3 MHz, Sweep time: auto.

TR-4-E-009 Radiated Emission Test Result

Test Date: 2024-02-02 **Tested By:** Bairong
EUT: Wireless Speaker **Model Number:** BOOMBOX 3 Wi-Fi
Test Mode: 11AX20MIMO RU8 5825MHz TX **Power Supply:** AC 120V/60Hz
Condition: Temp:21.5°C;Humi:39.7% **Test Site:** DDT 3# Chamber
File Path: d:\ts\2024 report data\Q23111312-2E BOOMBOX 3 Wi-Fi\FCC ABOVE 1G 5.8GWIFI40
Memo: Sample Number:S23111312-02 Power Setting:7

Test Graph



Data List

N O.	Freq. [MHz]	Reading [dBµV/m]	Antenna Factor [dB]	Cable loss [dB]	AMP [dB]	Level [dBµV/m]	Limit [dBµV/m]	Margin [dB]	Detector	Polarity
1	5724.55	20.76	33.75	5.87	0.00	60.38	124.00	63.62	PK	Vertical
2	5725.00	17.45	33.75	5.87	0.00	57.07	125.30	68.23	PK	Vertical
3	5833.05	56.98	34.07	5.93	0.00	96.98	125.30	28.32	PK	Vertical
4	5850.00	16.42	34.00	5.94	0.00	56.36	125.27	68.91	PK	Vertical
5	5908.42	19.84	34.12	5.96	0.00	59.92	80.50	20.58	PK	Vertical

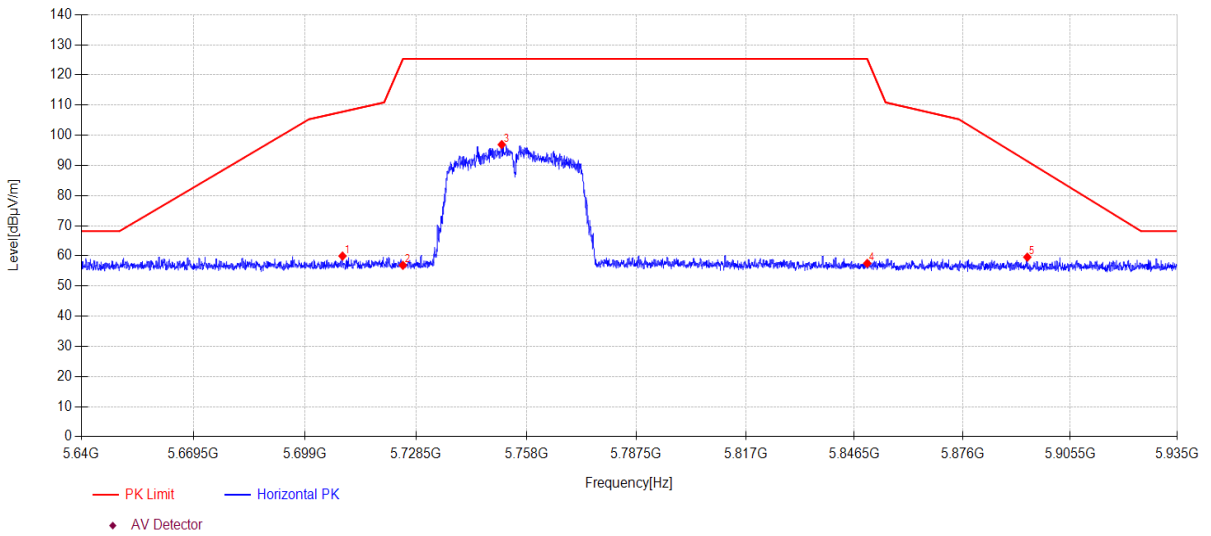
Note:

1. Level = Reading + Cable loss + Antenna Factor + AMP
2. If Peak Result complies with AV limit, AV Result is deemed to comply with AV limit.
3. Test setup: RBW: 1 MHz, VBW: 3 MHz, Sweep time: auto.

TR-4-E-009 Radiated Emission Test Result

Test Date: 2024-02-02 **Tested By:** Bairong
EUT: Wireless Speaker **Model Number:** BOOMBOX 3 Wi-Fi
Test Mode: 11N40MIMO 5755MHz TX **Power Supply:** AC 120V/60Hz
Condition: Temp:21.5°C;Humi:39.7% **Test Site:** DDT 3# Chamber
File Path: d:\ts\2024 report data\Q23111312-2E BOOMBOX 3 Wi-Fi\FCC ABOVE 1G 5.8GWIFI41
Memo: Sample Number:S23111312-02 Power Setting:NA

Test Graph



Data List										
N O.	Freq. [MHz]	Reading [dBµV/m]	Antenna Factor [dB]	Cable loss [dB]	AMP [dB]	Level [dBµV/m]	Limit [dBµV/m]	Margin [dB]	Detector	Polarity
1	5708.94	20.44	33.65	5.86	0.00	59.95	107.80	47.85	PK	Horizontal
2	5725.00	17.25	33.75	5.87	0.00	56.87	125.30	68.43	PK	Horizontal
3	5751.39	57.11	33.91	5.89	0.00	96.91	125.30	28.39	PK	Horizontal
4	5850.00	17.57	34.00	5.94	0.00	57.51	125.27	67.76	PK	Horizontal
5	5893.73	19.53	34.09	5.96	0.00	59.58	91.40	31.82	PK	Horizontal

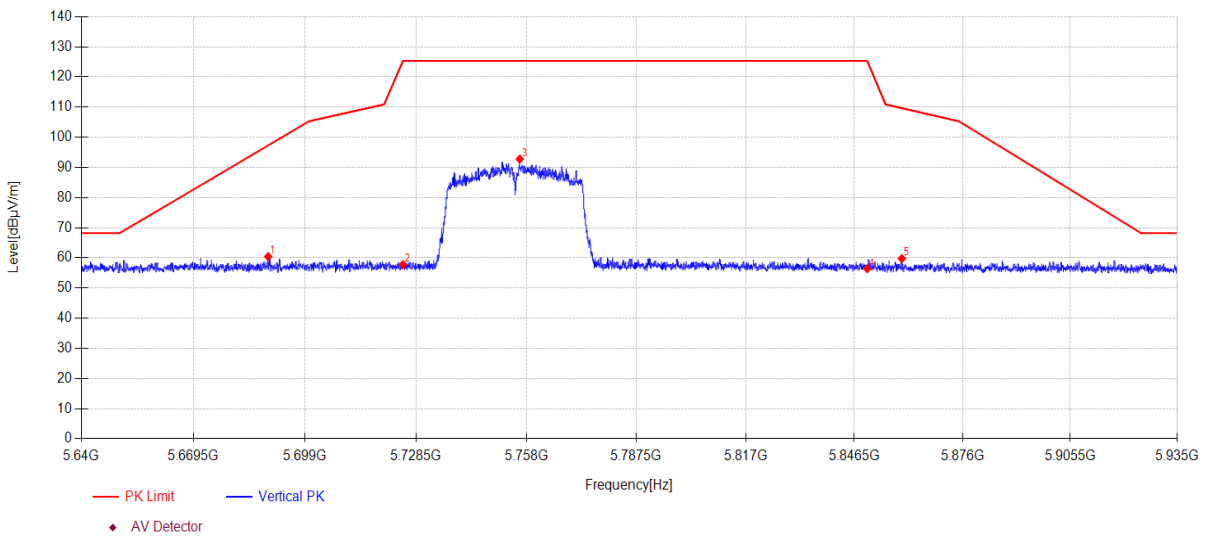
Note:

1. Level = Reading + Cable loss + Antenna Factor + AMP
2. If Peak Result complies with AV limit, AV Result is deemed to comply with AV limit.
3. Test setup: RBW: 1 MHz, VBW: 3 MHz, Sweep time: auto.

TR-4-E-009 Radiated Emission Test Result

Test Date: 2024-02-02 **Tested By:** Bairong
EUT: Wireless Speaker **Model Number:** BOOMBOX 3 Wi-Fi
Test Mode: 11N40MIMO 5755MHz TX **Power Supply:** AC 120V/60Hz
Condition: Temp:21.5°C;Humi:39.7% **Test Site:** DDT 3# Chamber
File Path: d:\ts\2024 report data\Q23111312-2E BOOMBOX 3 Wi-Fi\FCC ABOVE 1G 5.8GWIFI42
Memo: Sample Number:S23111312-02 Power Setting:NA

Test Graph



Data List										
N O.	Freq. [MHz]	Reading [dBµV/m]	Antenna Factor [dB]	Cable loss [dB]	AMP [dB]	Level [dBµV/m]	Limit [dBµV/m]	Margin [dB]	Detector	Polarity
1	5689.24	21.01	33.56	5.85	0.00	60.42	97.31	36.89	PK	Vertical
2	5725.00	18.13	33.75	5.87	0.00	57.75	125.30	67.55	PK	Vertical
3	5756.20	52.92	33.94	5.89	0.00	92.75	125.30	32.55	PK	Vertical
4	5850.00	16.47	34.00	5.94	0.00	56.41	125.27	68.86	PK	Vertical
5	5859.42	19.81	34.02	5.94	0.00	59.77	109.66	49.89	PK	Vertical

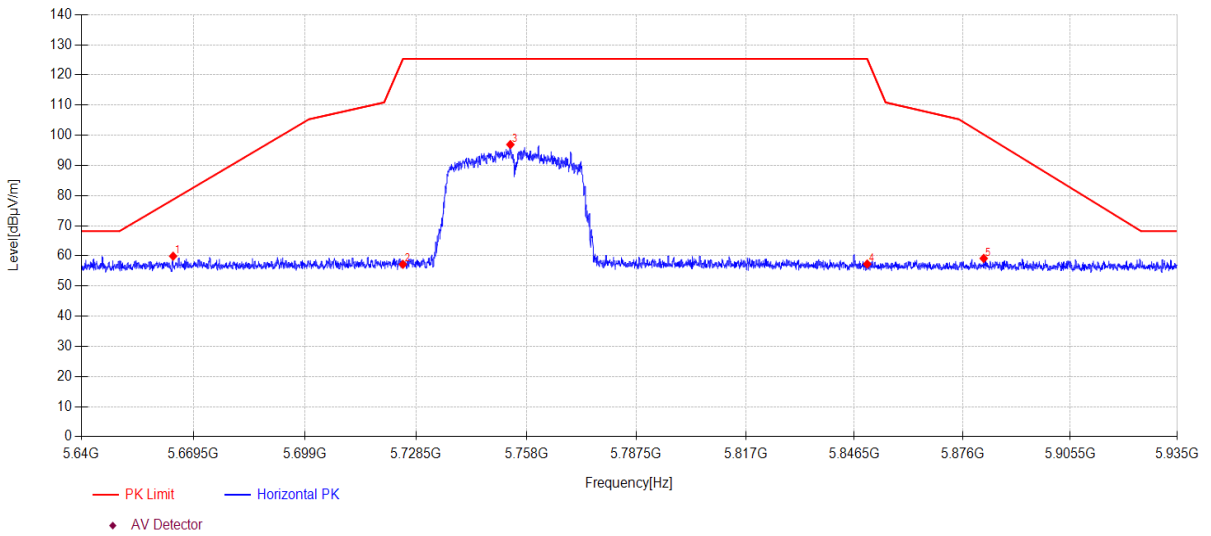
Note:

1. Level = Reading + Cable loss + Antenna Factor + AMP
2. If Peak Result complies with AV limit, AV Result is deemed to comply with AV limit.
3. Test setup: RBW: 1 MHz, VBW: 3 MHz, Sweep time: auto.

TR-4-E-009 Radiated Emission Test Result

Test Date: 2024-02-02 **Tested By:** Bairong
EUT: Wireless Speaker **Model Number:** BOOMBOX 3 Wi-Fi
Test Mode: 11AC40MIMO 5755MHz TX **Power Supply:** AC 120V/60Hz
Condition: Temp:21.5°C;Humi:39.7% **Test Site:** DDT 3# Chamber
File Path: d:\ts\2024 report data\Q23111312-2E BOOMBOX 3 Wi-Fi\FCC ABOVE 1G 5.8GWIFI43
Memo: Sample Number:S23111312-02 Power Setting:NA

Test Graph



Data List										
N O.	Freq. [MHz]	Reading [dBµV/m]	Antenna Factor [dB]	Cable loss [dB]	AMP [dB]	Level [dBµV/m]	Limit [dBµV/m]	Margin [dB]	Detector	Polarity
1	5664.13	20.61	33.46	5.84	0.00	59.91	78.69	18.78	PK	Horizontal
2	5725.00	17.57	33.75	5.87	0.00	57.19	125.30	68.11	PK	Horizontal
3	5753.69	57.12	33.92	5.89	0.00	96.93	125.30	28.37	PK	Horizontal
4	5850.00	17.36	34.00	5.94	0.00	57.30	125.27	67.97	PK	Horizontal
5	5881.78	19.16	34.06	5.95	0.00	59.17	100.27	41.10	PK	Horizontal

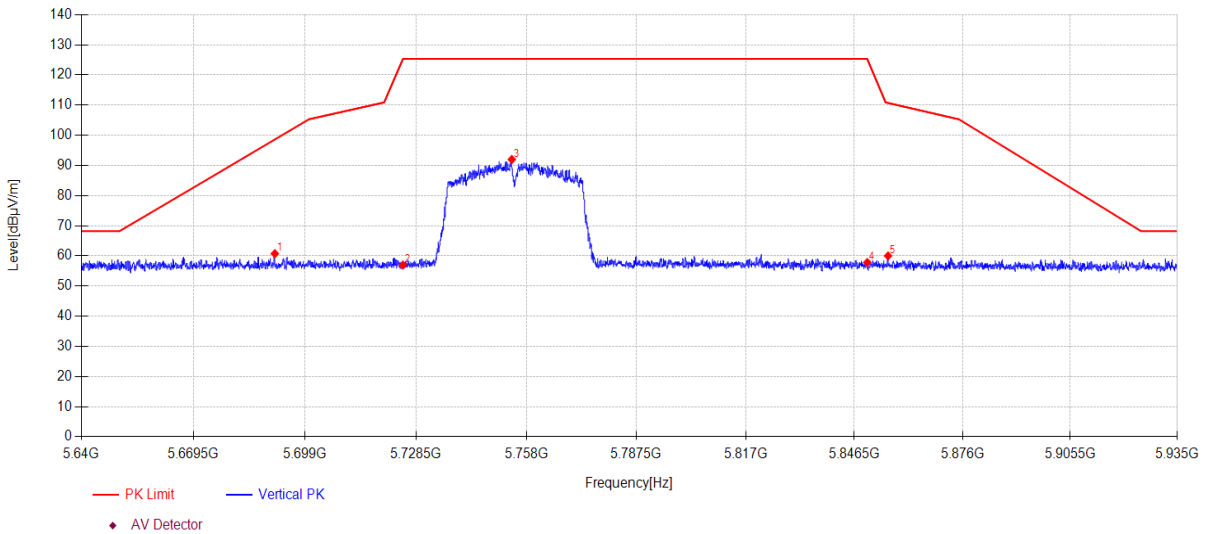
Note:

1. Level = Reading + Cable loss + Antenna Factor + AMP
2. If Peak Result complies with AV limit, AV Result is deemed to comply with AV limit.
3. Test setup: RBW: 1 MHz, VBW: 3 MHz, Sweep time: auto.

TR-4-E-009 Radiated Emission Test Result

Test Date: 2024-02-02 **Tested By:** Bairong
EUT: Wireless Speaker **Model Number:** BOOMBOX 3 Wi-Fi
Test Mode: 11AC40MIMO 5755MHz TX **Power Supply:** AC 120V/60Hz
Condition: Temp:21.5°C;Humi:39.7% **Test Site:** DDT 3# Chamber
File Path: d:\ts\2024 report data\Q23111312-2E BOOMBOX 3 Wi-Fi\FCC ABOVE 1G 5.8GWIFI44
Memo: Sample Number:S23111312-02 Power Setting:NA

Test Graph



Data List										
N O.	Freq. [MHz]	Reading [dBμV/m]	Antenna Factor [dB]	Cable loss [dB]	AMP [dB]	Level [dBμV/m]	Limit [dBμV/m]	Margin [dB]	Detector	Polarity
1	5691.01	21.31	33.56	5.86	0.00	60.73	98.63	37.90	PK	Vertical
2	5725.00	17.35	33.75	5.87	0.00	56.97	125.30	68.33	PK	Vertical
3	5754.08	52.17	33.92	5.89	0.00	91.98	125.30	33.32	PK	Vertical
4	5850.00	17.87	34.00	5.94	0.00	57.81	125.27	67.46	PK	Vertical
5	5855.67	20.04	34.01	5.94	0.00	59.99	110.71	50.72	PK	Vertical

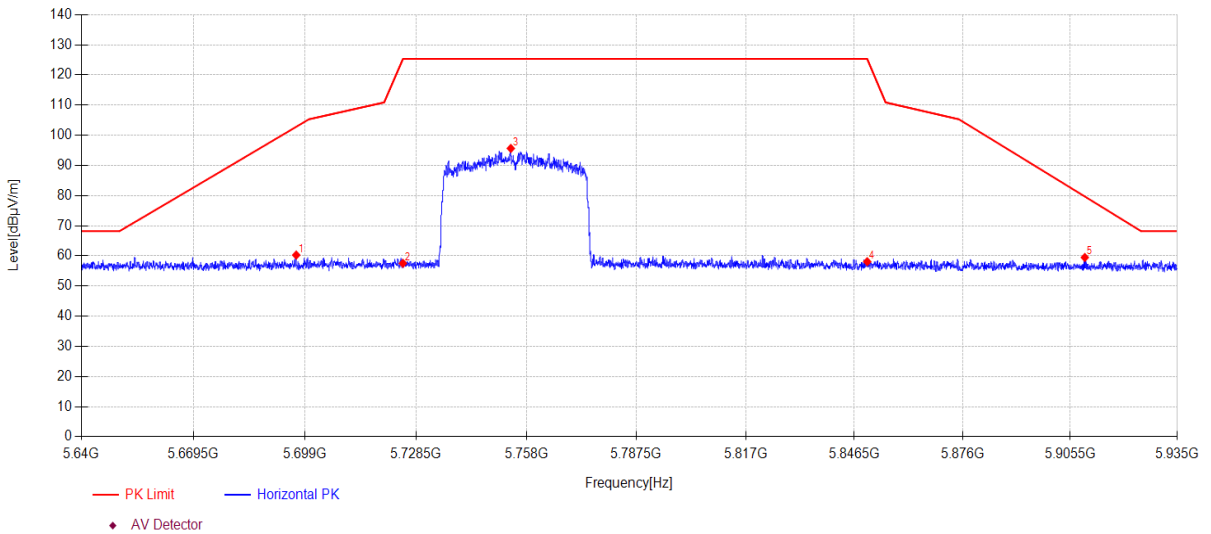
Note:

1. Level = Reading + Cable loss + Antenna Factor + AMP
2. If Peak Result complies with AV limit, AV Result is deemed to comply with AV limit.
3. Test setup: RBW: 1 MHz, VBW: 3 MHz, Sweep time: auto.

TR-4-E-009 Radiated Emission Test Result

Test Date: 2024-02-02 **Tested By:** Bairong
EUT: Wireless Speaker **Model Number:** BOOMBOX 3 Wi-Fi
Test Mode: 11AX40MIMO 5755MHz TX **Power Supply:** AC 120V/60Hz
Condition: Temp:21.5°C;Humi:39.7% **Test Site:** DDT 3# Chamber
File Path: d:\ts\2024 report data\Q23111312-2E BOOMBOX 3 Wi-Fi\FCC ABOVE 1G 5.8GWIFI45
Memo: Sample Number:S23111312-02 Power Setting:NA

Test Graph



Data List										
N O.	Freq. [MHz]	Reading [dBµV/m]	Antenna Factor [dB]	Cable loss [dB]	AMP [dB]	Level [dBµV/m]	Limit [dBµV/m]	Margin [dB]	Detector	Polarity
1	5696.67	20.82	33.59	5.86	0.00	60.27	102.83	42.56	PK	Horizontal
2	5725.00	17.91	33.75	5.87	0.00	57.53	125.30	67.77	PK	Horizontal
3	5753.81	55.83	33.92	5.89	0.00	95.64	125.30	29.66	PK	Horizontal
4	5850.00	18.14	34.00	5.94	0.00	58.08	125.27	67.19	PK	Horizontal
5	5909.51	19.40	34.12	5.96	0.00	59.48	79.69	20.21	PK	Horizontal

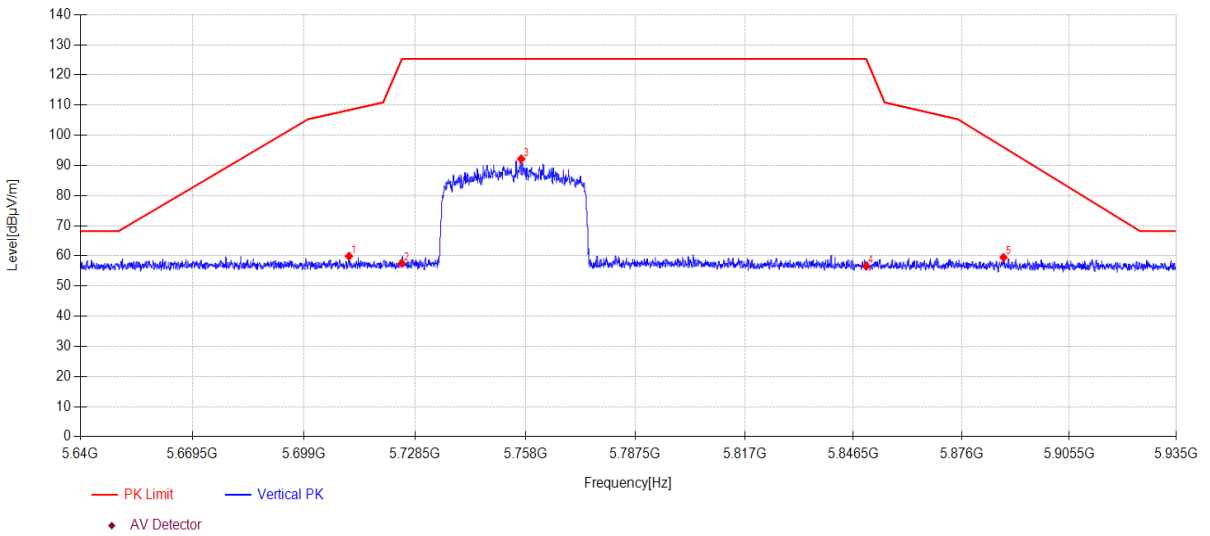
Note:

1. Level = Reading + Cable loss + Antenna Factor + AMP
2. If Peak Result complies with AV limit, AV Result is deemed to comply with AV limit.
3. Test setup: RBW: 1 MHz, VBW: 3 MHz, Sweep time: auto.

TR-4-E-009 Radiated Emission Test Result

Test Date: 2024-02-02 **Tested By:** Bairong
EUT: Wireless Speaker **Model Number:** BOOMBOX 3 Wi-Fi
Test Mode: 11AX40MIMO 5755MHz TX **Power Supply:** AC 120V/60Hz
Condition: Temp:21.5°C;Humi:39.7% **Test Site:** DDT 3# Chamber
File Path: d:\ts\2024 report data\Q23111312-2E BOOMBOX 3 Wi-Fi\FCC ABOVE 1G 5.8GWIFI46
Memo: Sample Number:S23111312-02 Power Setting:NA

Test Graph



Data List										
N O.	Freq. [MHz]	Reading [dBµV/m]	Antenna Factor [dB]	Cable loss [dB]	AMP [dB]	Level [dBµV/m]	Limit [dBµV/m]	Margin [dB]	Detector	Polarity
1	5710.92	20.37	33.67	5.87	0.00	59.91	108.36	48.45	PK	Vertical
2	5725.00	17.88	33.75	5.87	0.00	57.50	125.30	67.80	PK	Vertical
3	5756.85	52.31	33.94	5.89	0.00	92.14	125.30	33.16	PK	Vertical
4	5850.00	16.64	34.00	5.94	0.00	56.58	125.27	68.69	PK	Vertical
5	5887.48	19.46	34.07	5.95	0.00	59.48	96.04	36.56	PK	Vertical

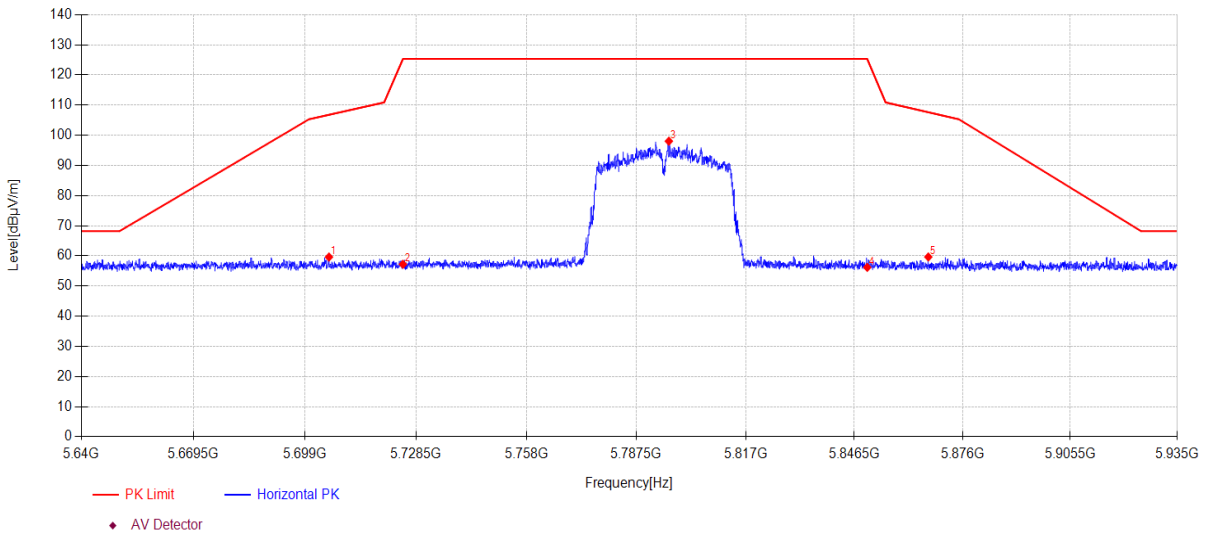
Note:

- Level = Reading + Cable loss + Antenna Factor + AMP
- If Peak Result complies with AV limit, AV Result is deemed to comply with AV limit.
- Test setup: RBW: 1 MHz, VBW: 3 MHz, Sweep time: auto.

TR-4-E-009 Radiated Emission Test Result

Test Date: 2024-02-02 **Tested By:** Bairong
EUT: Wireless Speaker **Model Number:** BOOMBOX 3 Wi-Fi
Test Mode: 11N40MIMO 5795MHz TX **Power Supply:** AC 120V/60Hz
Condition: Temp:21.5°C;Humi:39.7% **Test Site:** DDT 3# Chamber
File Path: d:\ts\2024 report data\Q23111312-2E BOOMBOX 3 Wi-Fi\FCC ABOVE 1G 5.8GWIFI47
Memo: Sample Number:S23111312-02 Power Setting:NA

Test Graph



Data List										
N O.	Freq. [MHz]	Reading [dBµV/m]	Antenna Factor [dB]	Cable loss [dB]	AMP [dB]	Level [dBµV/m]	Limit [dBµV/m]	Margin [dB]	Detector	Polarity
1	5705.34	20.12	33.63	5.86	0.00	59.61	106.80	47.19	PK	Horizontal
2	5725.00	17.59	33.75	5.87	0.00	57.21	125.30	68.09	PK	Horizontal
3	5796.26	57.96	34.18	5.91	0.00	98.05	125.30	27.25	PK	Horizontal
4	5850.00	16.25	34.00	5.94	0.00	56.19	125.27	69.08	PK	Horizontal
5	5866.65	19.67	34.03	5.94	0.00	59.64	107.64	48.00	PK	Horizontal

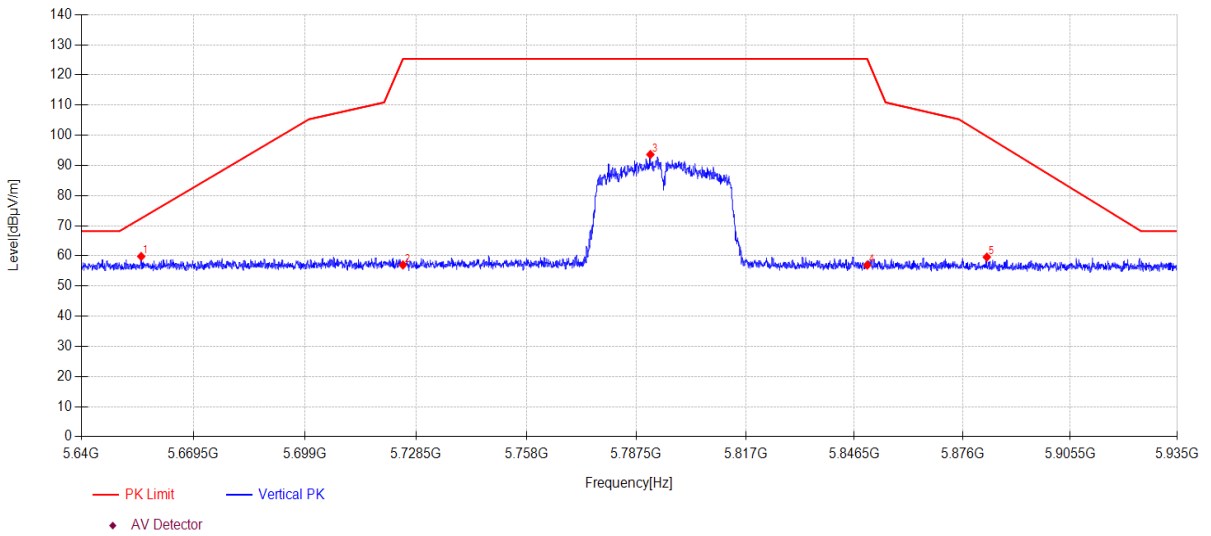
Note:

1. Level = Reading + Cable loss + Antenna Factor + AMP
2. If Peak Result complies with AV limit, AV Result is deemed to comply with AV limit.
3. Test setup: RBW: 1 MHz, VBW: 3 MHz, Sweep time: auto.

TR-4-E-009 Radiated Emission Test Result

Test Date: 2024-02-02 **Tested By:** Bairong
EUT: Wireless Speaker **Model Number:** BOOMBOX 3 Wi-Fi
Test Mode: 11N40MIMO 5795MHz TX **Power Supply:** AC 120V/60Hz
Condition: Temp:21.5°C;Humi:39.7% **Test Site:** DDT 3# Chamber
File Path: d:\ts\2024 report data\Q23111312-2E BOOMBOX 3 Wi-Fi\FCC ABOVE 1G 5.8GWIFI48
Memo: Sample Number:S23111312-02 Power Setting:NA

Test Graph



Data List										
N O.	Freq. [MHz]	Reading [dBµV/m]	Antenna Factor [dB]	Cable loss [dB]	AMP [dB]	Level [dBµV/m]	Limit [dBµV/m]	Margin [dB]	Detector	Polarity
1	5655.72	20.56	33.42	5.84	0.00	59.82	72.45	12.63	PK	Vertical
2	5725.00	17.38	33.75	5.87	0.00	57.00	125.30	68.30	PK	Vertical
3	5791.28	53.56	34.15	5.91	0.00	93.62	125.30	31.68	PK	Vertical
4	5850.00	17.00	34.00	5.94	0.00	56.94	125.27	68.33	PK	Vertical
5	5882.64	19.58	34.07	5.95	0.00	59.60	99.63	40.03	PK	Vertical

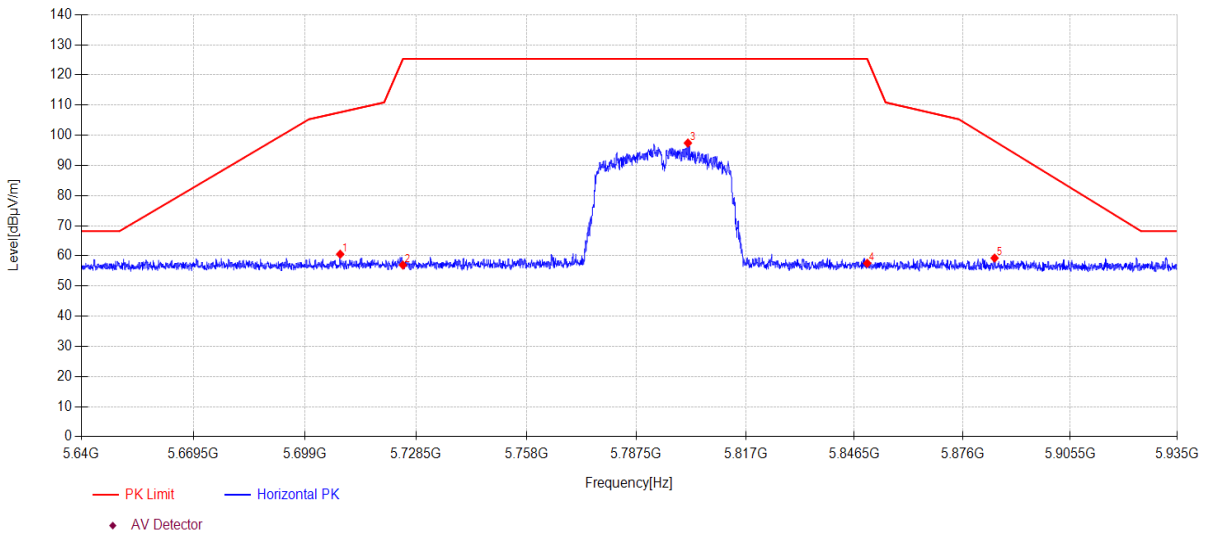
Note:

1. Level = Reading + Cable loss + Antenna Factor + AMP
2. If Peak Result complies with AV limit, AV Result is deemed to comply with AV limit.
3. Test setup: RBW: 1 MHz, VBW: 3 MHz, Sweep time: auto.

TR-4-E-009 Radiated Emission Test Result

Test Date: 2024-02-02 **Tested By:** Bairong
EUT: Wireless Speaker **Model Number:** BOOMBOX 3 Wi-Fi
Test Mode: 11AC40MIMO 5795MHz TX **Power Supply:** AC 120V/60Hz
Condition: Temp:21.5°C;Humi:39.7% **Test Site:** DDT 3# Chamber
File Path: d:\ts\2024 report data\Q23111312-2E BOOMBOX 3 Wi-Fi\FCC ABOVE 1G 5.8GWIFI49
Memo: Sample Number:S23111312-02 Power Setting:NA

Test Graph



Data List										
N O.	Freq. [MHz]	Reading [dBµV/m]	Antenna Factor [dB]	Cable loss [dB]	AMP [dB]	Level [dBµV/m]	Limit [dBµV/m]	Margin [dB]	Detector	Polarity
1	5708.32	21.04	33.65	5.86	0.00	60.55	107.63	47.08	PK	Horizontal
2	5725.00	17.34	33.75	5.87	0.00	56.96	125.30	68.34	PK	Horizontal
3	5801.39	57.32	34.19	5.91	0.00	97.42	125.30	27.88	PK	Horizontal
4	5850.00	17.61	34.00	5.94	0.00	57.55	125.27	67.72	PK	Horizontal
5	5884.76	19.25	34.07	5.95	0.00	59.27	98.06	38.79	PK	Horizontal

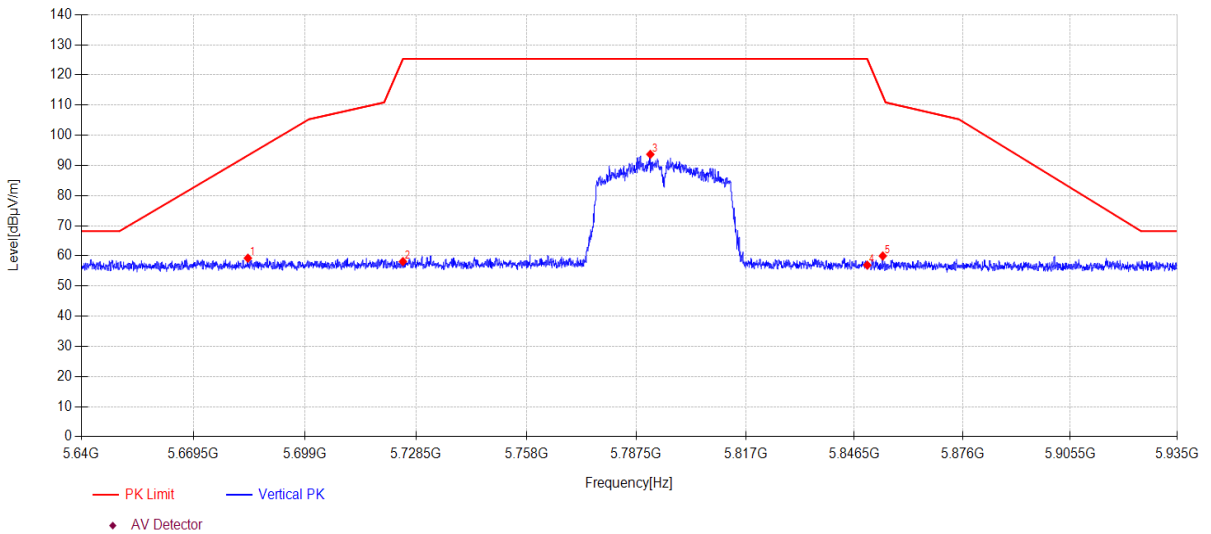
Note:

1. Level = Reading + Cable loss + Antenna Factor + AMP
2. If Peak Result complies with AV limit, AV Result is deemed to comply with AV limit.
3. Test setup: RBW: 1 MHz, VBW: 3 MHz, Sweep time: auto.

TR-4-E-009 Radiated Emission Test Result

Test Date: 2024-02-02 **Tested By:** Bairong
EUT: Wireless Speaker **Model Number:** BOOMBOX 3 Wi-Fi
Test Mode: 11AC40MIMO 5795MHz TX **Power Supply:** AC 120V/60Hz
Condition: Temp:21.5°C;Humi:39.7% **Test Site:** DDT 3# Chamber
File Path: d:\ts\2024 report data\Q23111312-2E BOOMBOX 3 Wi-Fi\FCC ABOVE 1G 5.8GWIFI\50
Memo: Sample Number:S23111312-02 Power Setting:NA

Test Graph



Data List										
N O.	Freq. [MHz]	Reading [dBµV/m]	Antenna Factor [dB]	Cable loss [dB]	AMP [dB]	Level [dBµV/m]	Limit [dBµV/m]	Margin [dB]	Detector	Polarity
1	5683.87	19.84	33.54	5.85	0.00	59.23	93.33	34.10	PK	Vertical
2	5725.00	18.50	33.75	5.87	0.00	58.12	125.30	67.18	PK	Vertical
3	5791.28	53.62	34.15	5.91	0.00	93.68	125.30	31.62	PK	Vertical
4	5850.00	17.00	34.00	5.94	0.00	56.94	125.27	68.33	PK	Vertical
5	5854.23	20.02	34.01	5.94	0.00	59.97	113.12	53.15	PK	Vertical

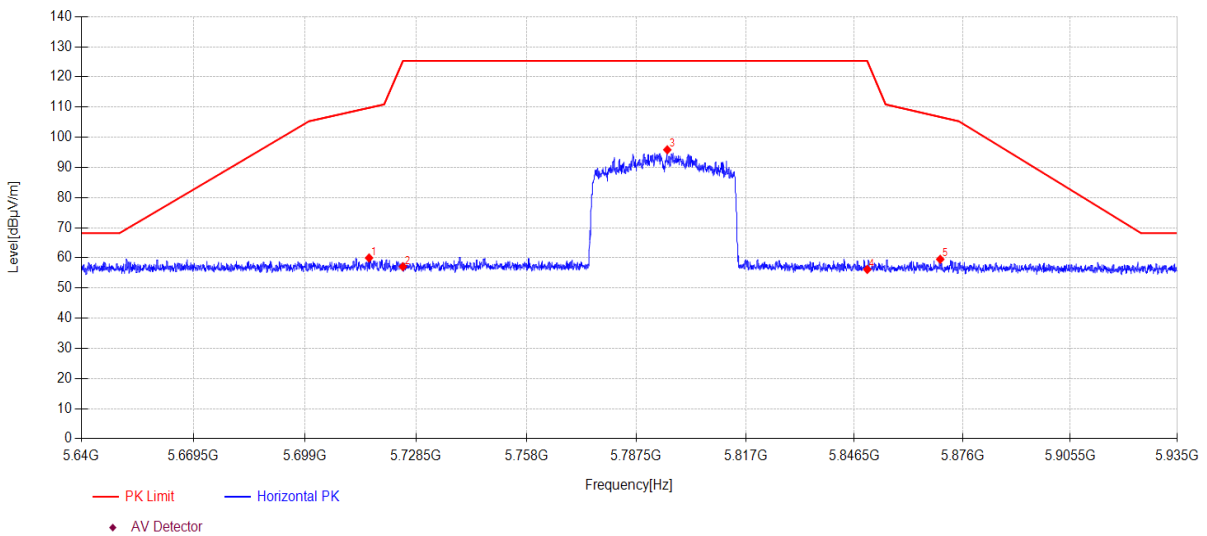
Note:

1. Level = Reading + Cable loss + Antenna Factor + AMP
2. If Peak Result complies with AV limit, AV Result is deemed to comply with AV limit.
3. Test setup: RBW: 1 MHz, VBW: 3 MHz, Sweep time: auto.

TR-4-E-009 Radiated Emission Test Result

Test Date: 2024-02-02 **Tested By:** Bairong
EUT: Wireless Speaker **Model Number:** BOOMBOX 3 Wi-Fi
Test Mode: 11AX40MIMO 5795MHz TX **Power Supply:** AC 120V/60Hz
Condition: Temp:21.5°C;Humi:39.7% **Test Site:** DDT 3# Chamber
File Path: d:\ts\2024 report data\Q23111312-2E BOOMBOX 3 Wi-Fi\FCC ABOVE 1G 5.8GWIFI\51
Memo: Sample Number:S23111312-02 Power Setting:NA

Test Graph



Data List

N O.	Freq. [MHz]	Reading [dBμV/m]	Antenna Factor [dB]	Cable loss [dB]	AMP [dB]	Level [dBμV/m]	Limit [dBμV/m]	Margin [dB]	Detector	Polarity
1	5715.99	20.41	33.70	5.87	0.00	59.98	109.78	49.80	PK	Horizontal
2	5725.00	17.46	33.75	5.87	0.00	57.08	125.30	68.22	PK	Horizontal
3	5795.85	55.75	34.18	5.91	0.00	95.84	125.30	29.46	PK	Horizontal
4	5850.00	16.23	34.00	5.94	0.00	56.17	125.27	69.10	PK	Horizontal
5	5869.89	19.56	34.04	5.94	0.00	59.54	106.73	47.19	PK	Horizontal

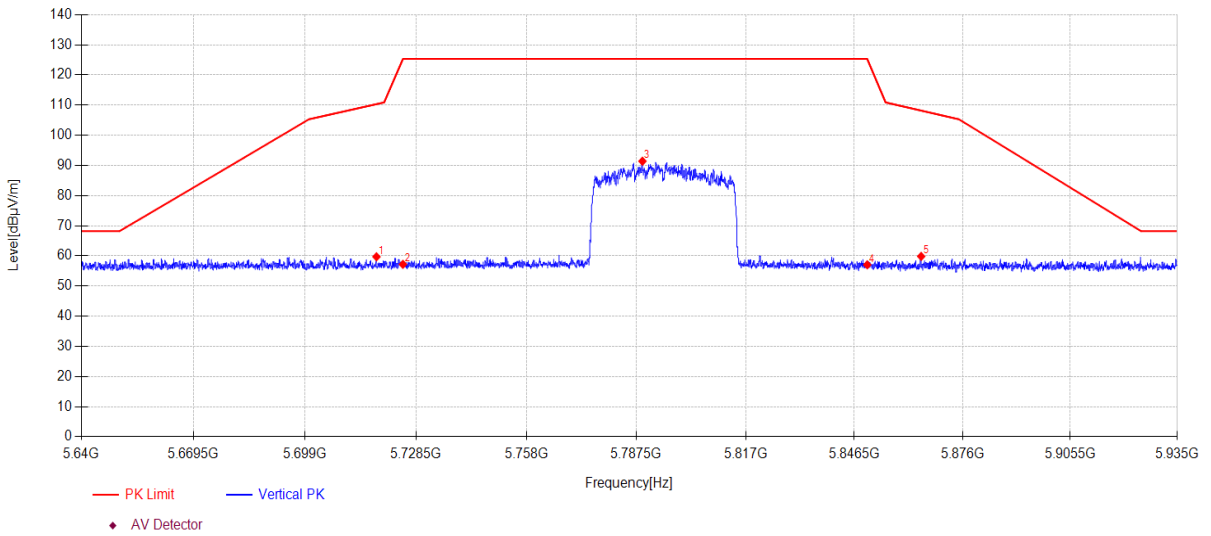
Note:

1. Level = Reading + Cable loss + Antenna Factor + AMP
2. If Peak Result complies with AV limit, AV Result is deemed to comply with AV limit.
3. Test setup: RBW: 1 MHz, VBW: 3 MHz, Sweep time: auto.

TR-4-E-009 Radiated Emission Test Result

Test Date: 2024-02-02 **Tested By:** Bairong
EUT: Wireless Speaker **Model Number:** BOOMBOX 3 Wi-Fi
Test Mode: 11AX40MIMO 5795MHz TX **Power Supply:** AC 120V/60Hz
Condition: Temp:21.5°C;Humi:39.7% **Test Site:** DDT 3# Chamber
File Path: d:\ts\2024 report data\Q23111312-2E BOOMBOX 3 Wi-Fi\FCC ABOVE 1G 5.8GWIFI\52
Memo: Sample Number:S23111312-02 Power Setting:NA

Test Graph



Data List										
N O.	Freq. [MHz]	Reading [dBµV/m]	Antenna Factor [dB]	Cable loss [dB]	AMP [dB]	Level [dBµV/m]	Limit [dBµV/m]	Margin [dB]	Detector	Polarity
1	5717.97	20.12	33.71	5.87	0.00	59.70	110.33	50.63	PK	Vertical
2	5725.00	17.58	33.75	5.87	0.00	57.20	125.30	68.10	PK	Vertical
3	5789.15	51.37	34.13	5.90	0.00	91.40	125.30	33.90	PK	Vertical
4	5850.00	17.10	34.00	5.94	0.00	57.04	125.27	68.23	PK	Vertical
5	5864.70	19.87	34.03	5.94	0.00	59.84	108.18	48.34	PK	Vertical

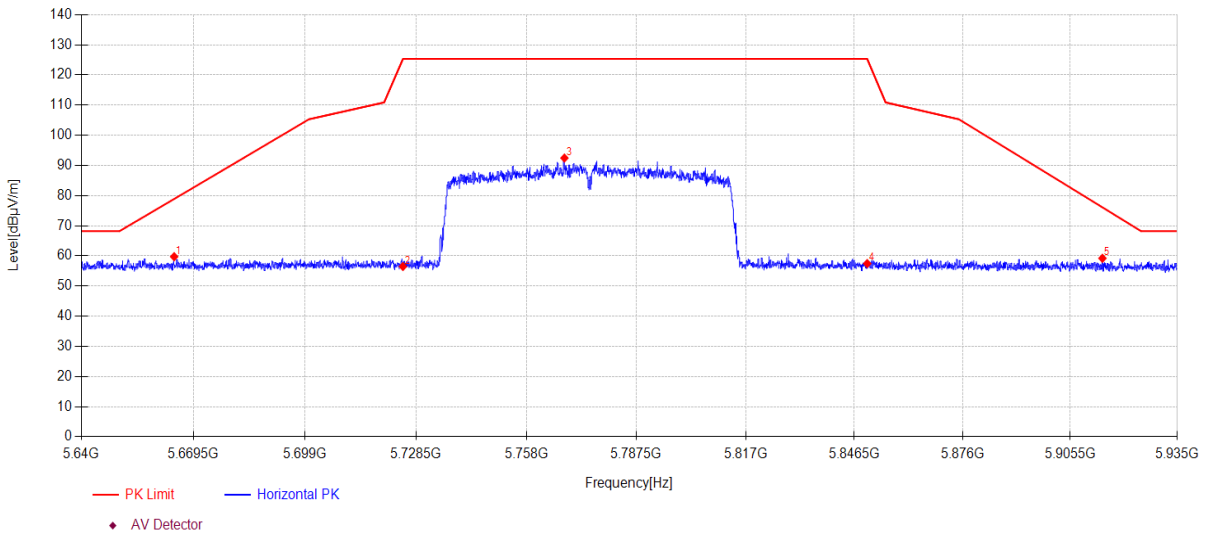
Note:

1. Level = Reading + Cable loss + Antenna Factor + AMP
2. If Peak Result complies with AV limit, AV Result is deemed to comply with AV limit.
3. Test setup: RBW: 1 MHz, VBW: 3 MHz, Sweep time: auto.

TR-4-E-009 Radiated Emission Test Result

Test Date: 2024-02-02 **Tested By:** Bairong
EUT: Wireless Speaker **Model Number:** BOOMBOX 3 Wi-Fi
Test Mode: 11AC80MIMO 5775MHz TX **Power Supply:** AC 120V/60Hz
Condition: Temp:21.5°C;Humi:39.7% **Test Site:** DDT 3# Chamber
File Path: d:\ts\2024 report data\Q23111312-2E BOOMBOX 3 Wi-Fi\FCC ABOVE 1G 5.8GWIFI\53
Memo: Sample Number:S23111312-02 Power Setting:NA

Test Graph



Data List										
N O.	Freq. [MHz]	Reading [dBµV/m]	Antenna Factor [dB]	Cable loss [dB]	AMP [dB]	Level [dBµV/m]	Limit [dBµV/m]	Margin [dB]	Detector	Polarity
1	5664.40	20.43	33.46	5.84	0.00	59.73	78.88	19.15	PK	Horizontal
2	5725.00	16.86	33.75	5.87	0.00	56.48	125.30	68.82	PK	Horizontal
3	5768.18	52.56	34.01	5.89	0.00	92.46	125.30	32.84	PK	Horizontal
4	5850.00	17.51	34.00	5.94	0.00	57.45	125.27	67.82	PK	Horizontal
5	5914.35	19.10	34.13	5.97	0.00	59.20	76.10	16.90	PK	Horizontal

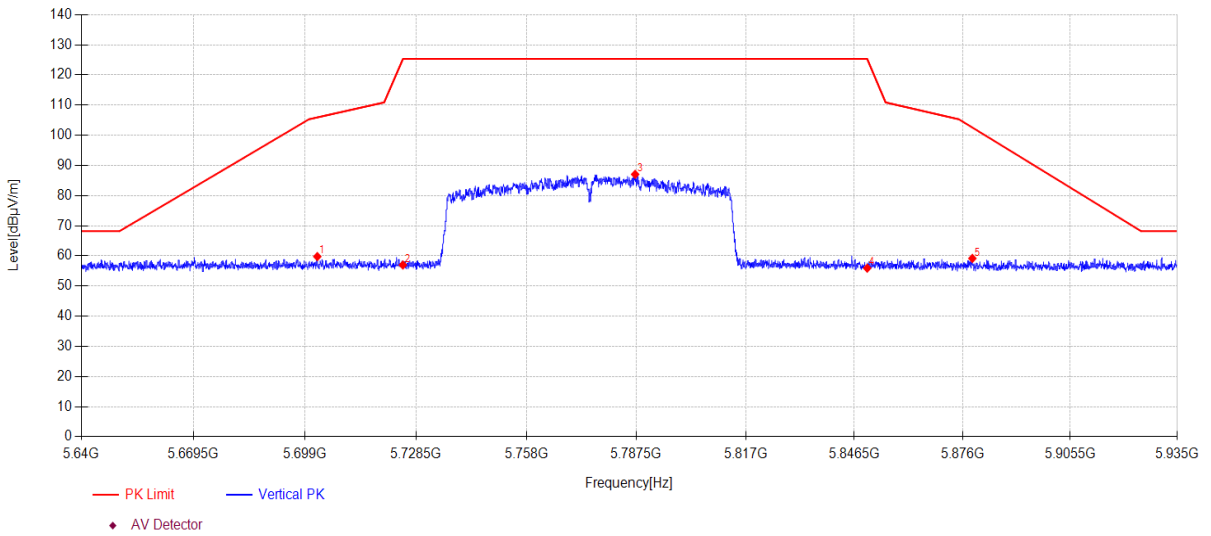
Note:

1. Level = Reading + Cable loss + Antenna Factor + AMP
2. If Peak Result complies with AV limit, AV Result is deemed to comply with AV limit.
3. Test setup: RBW: 1 MHz, VBW: 3 MHz, Sweep time: auto.

TR-4-E-009 Radiated Emission Test Result

Test Date: 2024-02-02 **Tested By:** Bairong
EUT: Wireless Speaker **Model Number:** BOOMBOX 3 Wi-Fi
Test Mode: 11AC80MIMO 5775MHz TX **Power Supply:** AC 120V/60Hz
Condition: Temp:21.5°C;Humi:39.7% **Test Site:** DDT 3# Chamber
File Path: d:\ts\2024 report data\Q23111312-2E BOOMBOX 3 Wi-Fi\FCC ABOVE 1G 5.8GWIFI\54
Memo: Sample Number:S23111312-02 Power Setting:NA

Test Graph



Data List										
N O.	Freq. [MHz]	Reading [dBµV/m]	Antenna Factor [dB]	Cable loss [dB]	AMP [dB]	Level [dBµV/m]	Limit [dBµV/m]	Margin [dB]	Detector	Polarity
1	5702.25	20.31	33.61	5.86	0.00	59.78	105.93	46.15	PK	Vertical
2	5725.00	17.36	33.75	5.87	0.00	56.98	125.30	68.32	PK	Vertical
3	5787.18	47.02	34.12	5.90	0.00	87.04	125.30	38.26	PK	Vertical
4	5850.00	15.99	34.00	5.94	0.00	55.93	125.27	69.34	PK	Vertical
5	5878.68	19.15	34.06	5.95	0.00	59.16	102.57	43.41	PK	Vertical

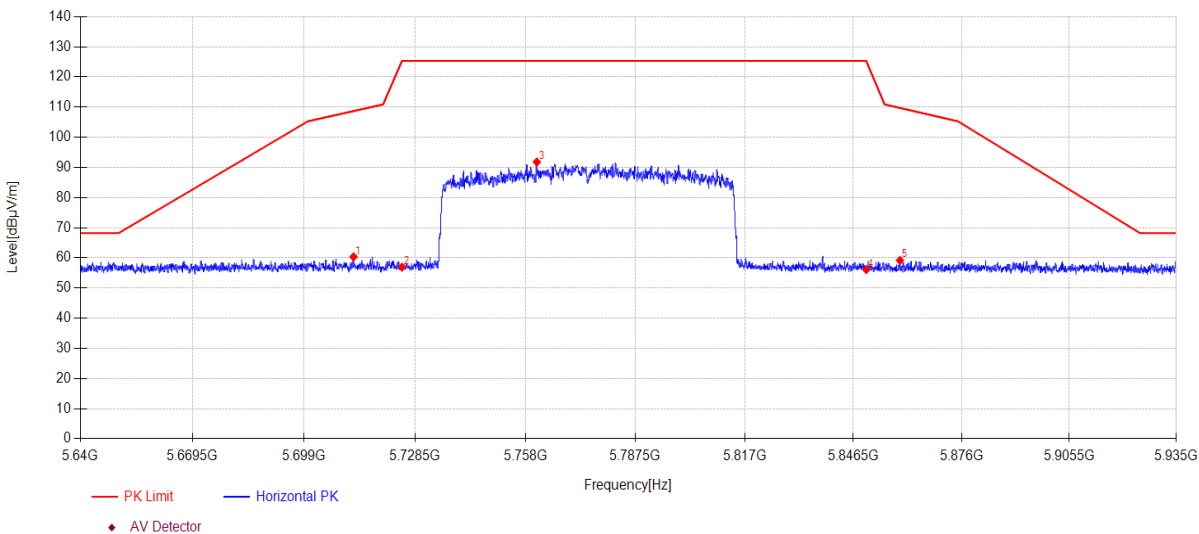
Note:

1. Level = Reading + Cable loss + Antenna Factor + AMP
2. If Peak Result complies with AV limit, AV Result is deemed to comply with AV limit.
3. Test setup: RBW: 1 MHz, VBW: 3 MHz, Sweep time: auto.

TR-4-E-009 Radiated Emission Test Result

Test Date: 2024-02-02 **Tested By:** Bairong
EUT: Wireless Speaker **Model Number:** BOOMBOX 3 Wi-Fi
Test Mode: 11AX80MIMO 5775MHz TX **Power Supply:** AC 120V/60Hz
Condition: Temp:21.5°C;Humi:39.7% **Test Site:** DDT 3# Chamber
File Path: d:\ts\2024 report data\Q23111312-2E BOOMBOX 3 Wi-Fi\FCC ABOVE 1G 5.8GWIFI\55
Memo: Sample Number:S23111312-02 Power Setting:NA

Test Graph



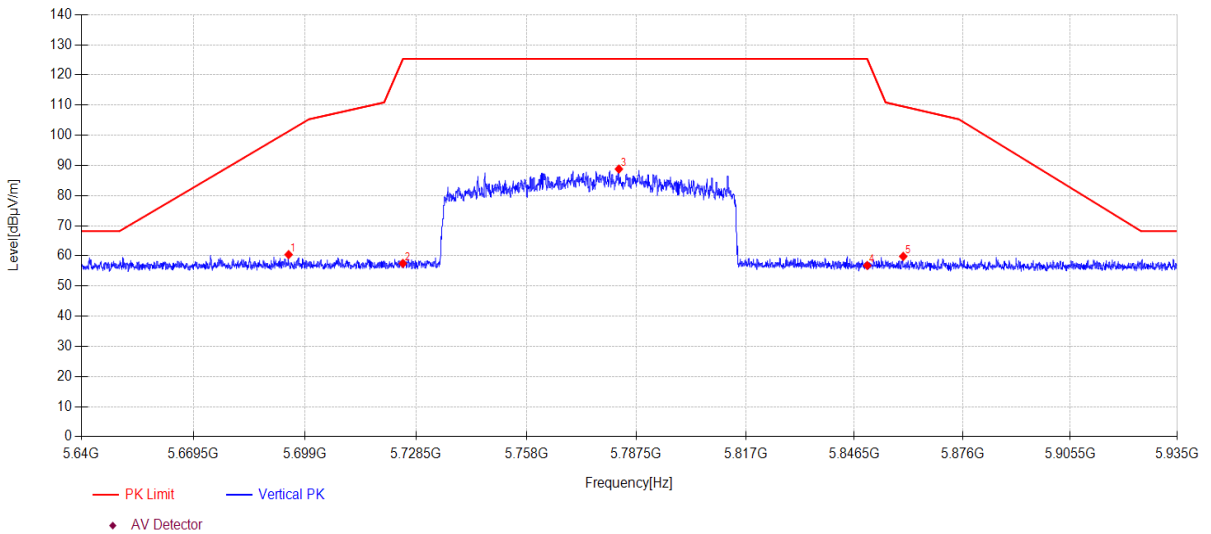
Data List										
N O.	Freq. [MHz]	Reading [dBµV/m]	Antenna Factor [dB]	Cable loss [dB]	AMP [dB]	Level [dBµV/m]	Limit [dBµV/m]	Margin [dB]	Detector	Polarity
1	5712.13	20.81	33.67	5.87	0.00	60.35	108.70	48.35	PK	Horizontal
2	5725.00	17.30	33.75	5.87	0.00	56.92	125.30	68.38	PK	Horizontal
3	5761.04	51.94	33.97	5.89	0.00	91.80	125.30	33.50	PK	Horizontal
4	5850.00	16.18	34.00	5.94	0.00	56.12	125.27	69.15	PK	Horizontal
5	5859.19	19.22	34.02	5.94	0.00	59.18	109.73	50.55	PK	Horizontal

- Note:
1. Level = Reading + Cable loss + Antenna Factor + AMP
 2. If Peak Result complies with AV limit, AV Result is deemed to comply with AV limit.
 3. Test setup: RBW: 1 MHz, VBW: 3 MHz, Sweep time: auto.

TR-4-E-009 Radiated Emission Test Result

Test Date: 2024-02-02 **Tested By:** Bairong
EUT: Wireless Speaker **Model Number:** BOOMBOX 3 Wi-Fi
Test Mode: 11AX80MIMO 5775MHz TX **Power Supply:** AC 120V/60Hz
Condition: Temp:21.5°C;Humi:39.7% **Test Site:** DDT 3# Chamber
File Path: d:\ts\2024 report data\Q23111312-2E BOOMBOX 3 Wi-Fi\FCC ABOVE 1G 5.8GWIFI\56
Memo: Sample Number:S23111312-02 Power Setting:NA

Test Graph



Data List										
N O.	Freq. [MHz]	Reading [dBµV/m]	Antenna Factor [dB]	Cable loss [dB]	AMP [dB]	Level [dBµV/m]	Limit [dBµV/m]	Margin [dB]	Detector	Polarity
1	5694.63	20.97	33.58	5.86	0.00	60.41	101.32	40.91	PK	Vertical
2	5725.00	17.88	33.75	5.87	0.00	57.50	125.30	67.80	PK	Vertical
3	5782.81	48.79	34.10	5.90	0.00	88.79	125.30	36.51	PK	Vertical
4	5850.00	16.89	34.00	5.94	0.00	56.83	125.27	68.44	PK	Vertical
5	5859.80	19.86	34.02	5.94	0.00	59.82	109.55	49.73	PK	Vertical

Note:

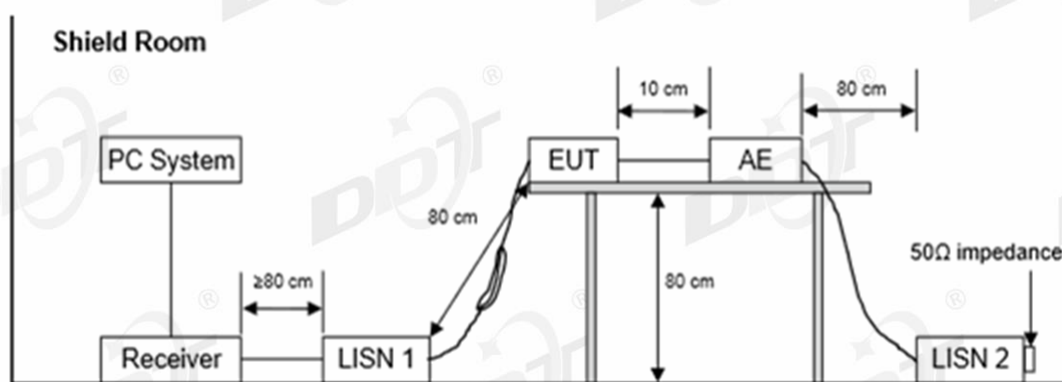
1. Level = Reading + Cable loss + Antenna Factor + AMP
2. If Peak Result complies with AV limit, AV Result is deemed to comply with AV limit.
3. Test setup: RBW: 1 MHz, VBW: 3 MHz, Sweep time: auto.

15. Power Line Conducted Emissions

15.1. Test equipment

Equipment	Manufacturer	Model No.	Serial No.	Cal Due To
Artificial mains	R&S	ESH2-Z5	DDT-ZC00538	2024/07/11
EMI Test Software	Audix/TW	e3	DDT-ZC01252	/
Pulse Limiter	SCHWARZBEC K	ESH3-Z2	DDT-ZC00539	2024/07/14
Two Line V-Network	R&S	ENV216	DDT-ZC00535	2024/07/10
EMI Test Receiver	R&S	ESCI	DDT-ZC00235	2024/07/10
CE Cable 1	R&S	ESU8/RF2	DDT-ZC00566	2024/07/14

15.2. Block diagram of test setup



15.3. Limits

Frequency	Quasi-Peak Level dB(mV)	Average Level dB(mV)
150 kHz~500 kHz	66 ~ 56*	56 ~ 46*
500 kHz~5 MHz	56	46
5 MHz~30 MHz	60	50

Note 1: * Decreasing linearly with logarithm of frequency.

Note 2: The lower limit shall apply at the transition frequencies.

15.4. Assistant equipment used for test

Assistant equipment	Manufacturer	Model number	Description	other
/	/	/	/	/

15.5. Test procedure

The EUT and Support equipment, if needed, were put placed on a non-metallic table, 80cm above the ground plane.

All support equipment power received from a second LISN.

Emissions were measured on each current carrying line of the EUT using an EMI Test Receiver connected to the LISN powering the EUT.

The Receiver scanned from 150 kHz to 30 MHz for emissions in each of the test modes.

During the above scans, the emissions were maximized by cable manipulation.

The test mode(s) described in clause 2.4 were scanned during the preliminary test.

After the preliminary scan, we found the test mode producing the highest emission level.

The EUT configuration and worse cable configuration of the above highest emission levels were recorded for reference of the final test.

EUT and support equipment were set up on the test bench as per the configuration with highest emission level in the preliminary test.

A scan was taken on both power lines, Neutral and Line, recording at least the six highest emissions.

Emission frequency and amplitude were recorded into a computer in which correction factors were used to calculate the emission level and compare reading to the applicable limit.

The test data of the worst-case condition(s) was recorded.

The bandwidth of test receiver is set at 9 kHz.

15.6. Test result

PASS. (See below detailed test result)

Note1: All emissions not reported below are too low against the prescribed limits.

Note2: "----" means Peak detection; "----" means Average detection.

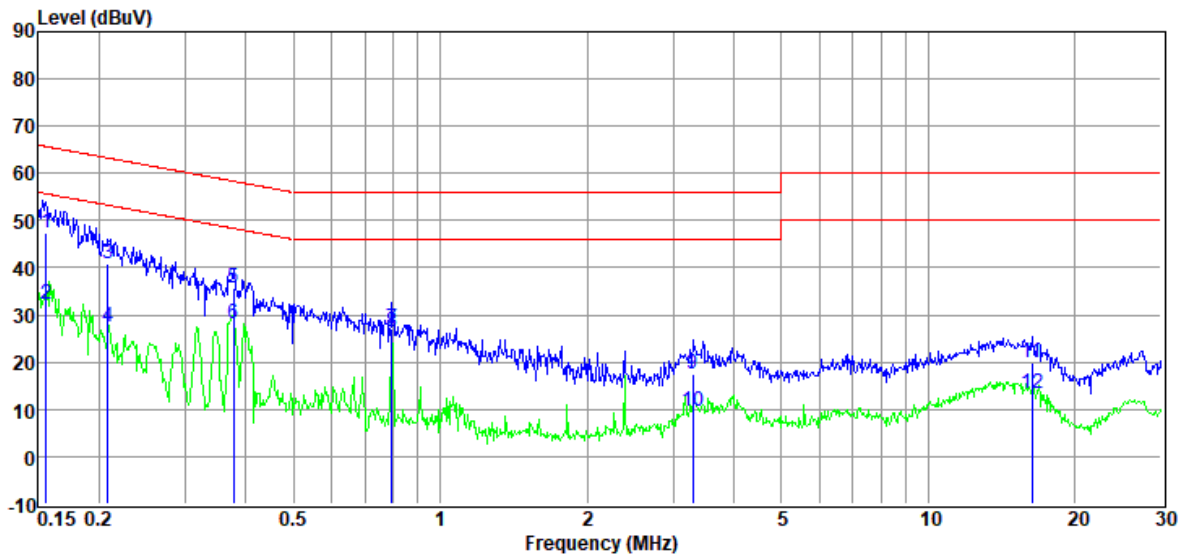
Note3: Pre-test AC conducted emission at both voltage AC 120V/60Hz and AC 240V/50Hz, recorded the worst case.

15.7. Test data

TR-4-E-010 Conducted Emission Test Result

Test Site	: DDT 1# Shield Room	D:\2023 CE report data\Q23111312-2E BB3\FCC CE.EM6
Test Date	: 2023-11-15	Tested By : Junchang Du
EUT	: Wireless Speaker	Model Number : BOOMBOX 3 Wi-Fi
Power Supply	: AC 120V/60Hz	Test Mode : 5GWiFi TX
Condition	: TEMP:26.2°C, RH:58.9%	LISN : 2023 1# ENV216/NEUTRAL
Memo	: Sample Number:S23111312-02	

Data: 18



Item (Mark)	Freq. (MHz)	Read Level (dBμV)	LISN Factor (dB)	Cable Loss (dB)	Pulse Limiter Factor (dB)	Result Level (dBμV)	Limit Line (dBμV)	Over Limit (dB)	Detector	Phase
1	0.16	27.09	9.85	0.92	9.68	47.54	65.69	-18.15	QP	NEUTRAL
2	0.16	11.71	9.85	0.92	9.68	32.16	55.69	-23.53	Average	NEUTRAL
3	0.21	20.57	9.72	0.91	9.69	40.89	63.27	-22.38	QP	NEUTRAL
4	0.21	7.22	9.72	0.91	9.69	27.54	53.27	-25.73	Average	NEUTRAL
5	0.38	15.51	9.71	0.86	9.70	35.78	58.34	-22.56	QP	NEUTRAL
6	0.38	8.00	9.71	0.86	9.70	28.27	48.34	-20.07	Average	NEUTRAL
7	0.80	6.93	9.80	0.74	9.72	27.19	56.00	-28.81	QP	NEUTRAL
8	0.80	6.23	9.80	0.74	9.72	26.49	46.00	-19.51	Average	NEUTRAL
9	3.29	-2.72	9.72	0.58	9.78	17.36	56.00	-38.64	QP	NEUTRAL
10	3.29	-10.46	9.72	0.58	9.78	9.62	46.00	-36.38	Average	NEUTRAL
11	16.31	-0.04	9.80	0.33	9.89	19.98	60.00	-40.02	QP	NEUTRAL
12	16.31	-6.57	9.80	0.33	9.89	13.45	50.00	-36.55	Average	NEUTRAL

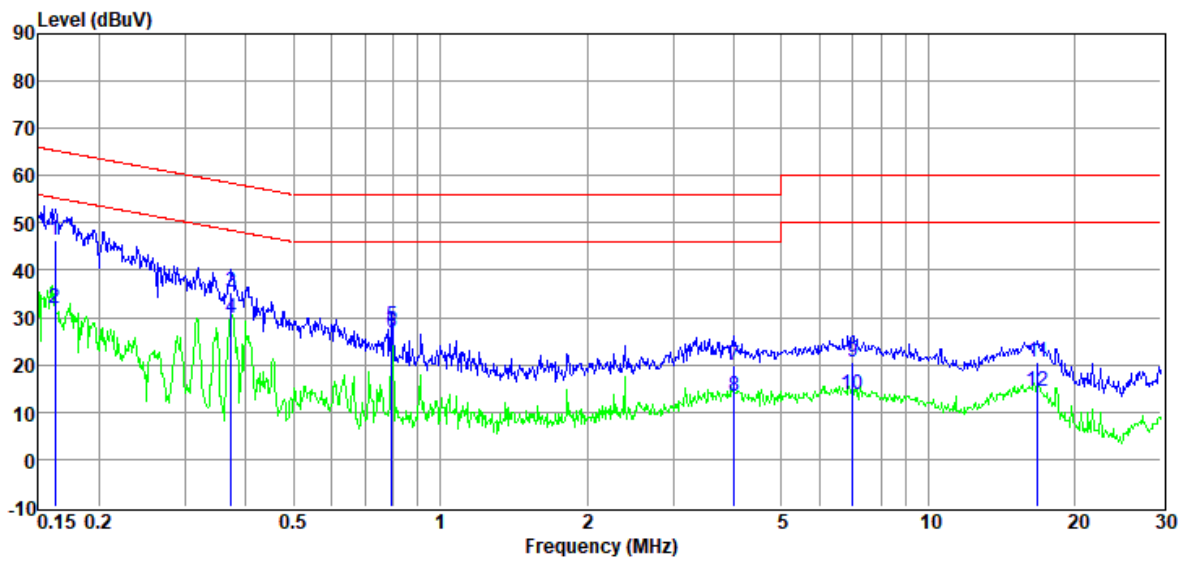
Note:

1. Result Level = Read Level + LISN Factor + Pulse Limiter Factor + Cable loss.
2. If QP Result complies with AV limit, AV Result is deemed to comply with AV limit.
3. Test setup: RBW: 200 Hz (9 kHz—150 kHz), 9 kHz (150 kHz—30 MHz).
4. Step size: 80Hz (0.009MHz-0.15MHz), 4 kHz (0.15MHz-30MHz), Scan time: auto.

TR-4-E-010 Conducted Emission Test Result

Test Site : DDT 1# Shield Room D:\2023 CE report data\Q23111312-2E BB3\FCC CE.EM6
Test Date : 2023-11-15 **Tested By** : Junchang Du
EUT : Wireless Speaker **Model Number** : BOOMBOX 3 Wi-Fi
Power Supply : AC 120V/60Hz **Test Mode** : 5GWifi TX
Condition : TEMP:26.2°C, RH:58.9% **LISN** : 2023 1# ENV216/LINE
Memo : Sample Number:S23111312-02

Data: 20



Item (Mark)	Freq. (MHz)	Read Level (dBμV)	LISN Factor (dB)	Cable Loss (dB)	Pulse Limiter Factor (dB)	Result Level (dBμV)	Limit Line (dBμV)	Over Limit (dB)	Detector	Phase
1	0.16	26.09	9.78	0.92	9.68	46.47	65.34	-18.87	QP	LINE
2	0.16	11.64	9.78	0.92	9.68	32.02	55.34	-23.32	Average	LINE
3	0.37	15.00	9.74	0.86	9.70	35.30	58.43	-23.13	QP	LINE
4	0.37	9.66	9.74	0.86	9.70	29.96	48.43	-18.47	Average	LINE
5	0.80	7.98	9.82	0.74	9.72	28.26	56.00	-27.74	QP	LINE
6	0.80	6.49	9.82	0.74	9.72	26.77	46.00	-19.23	Average	LINE
7	4.01	0.06	9.65	0.56	9.78	20.05	56.00	-35.95	QP	LINE
8	4.01	-6.49	9.65	0.56	9.78	13.50	46.00	-32.50	Average	LINE
9	6.99	0.83	9.67	0.45	9.81	20.76	60.00	-39.24	QP	LINE
10	6.99	-6.23	9.67	0.45	9.81	13.70	50.00	-36.30	Average	LINE
11	16.75	0.66	9.83	0.34	9.89	20.72	60.00	-39.28	QP	LINE
12	16.75	-5.55	9.83	0.34	9.89	14.51	50.00	-35.49	Average	LINE

Note:

1. Result Level = Read Level +LISN Factor + Pulse Limiter Factor + Cable loss.
2. If QP Result complies with AV limit, AV Result is deemed to comply with AV limit.
3. Test setup: RBW: 200 Hz (9 kHz—150 kHz), 9 kHz (150 kHz—30 MHz).
4. Step size: 80Hz (0.009MHz-0.15MHz), 4 kHz (0.15MHz-30MHz), Scan time: auto.

17. Photos of the EUT

Please refer to DDT-Q23111312-1E appendix I

-----End Report-----