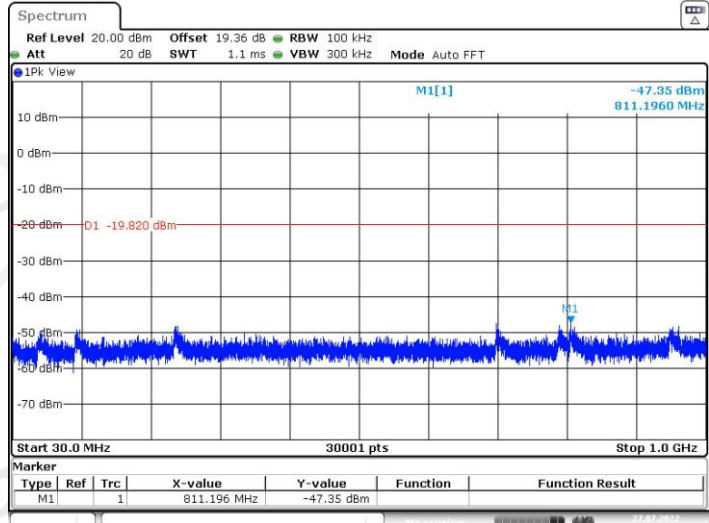
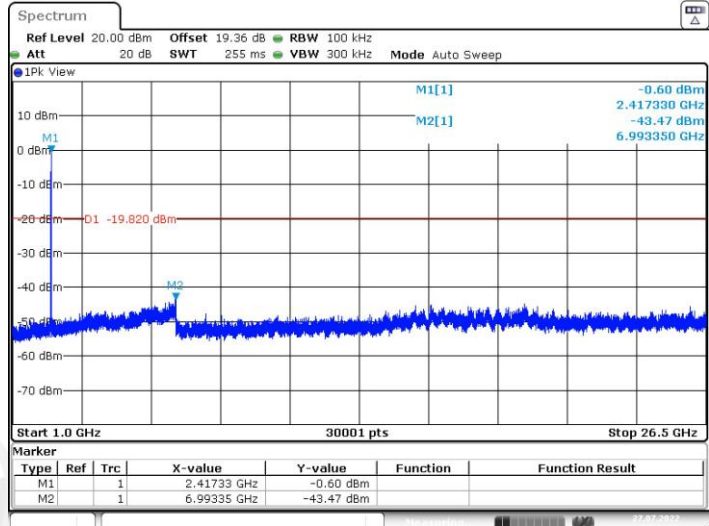


11AX20MIMO_Ant2_2412_30~1000



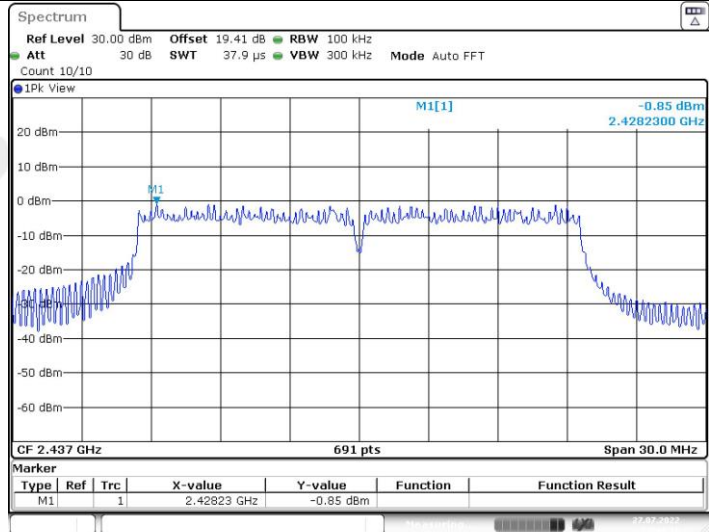
Date: 27 JUL 2022 22:39:36

11AX20MIMO_Ant2_2412_1000~26500



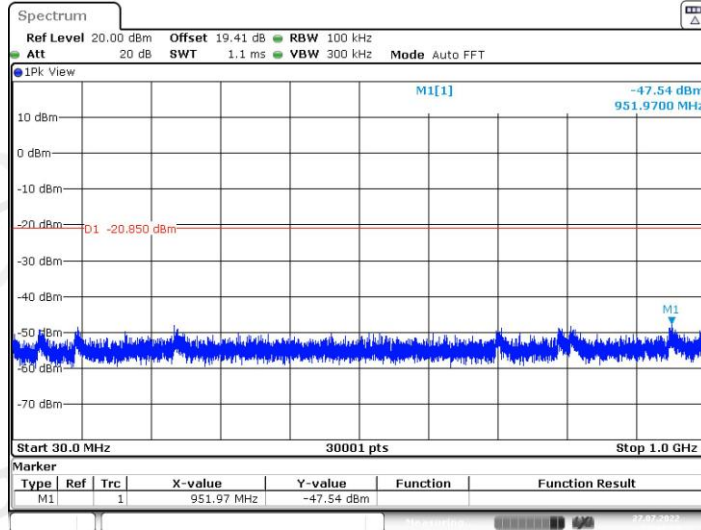
Date: 27 JUL 2022 22:39:59

11AX20MIMO_Ant1_2437_0~Reference



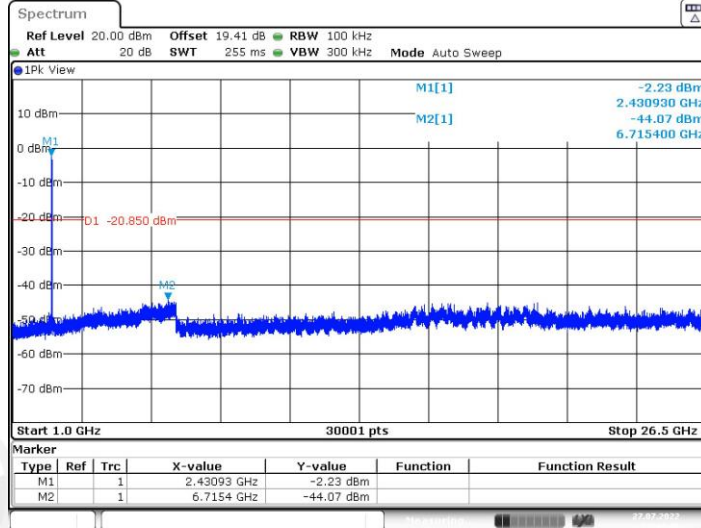
Date: 27 JUL 2022 22:44:19

11AX20MIMO_Ant1_2437_30~1000



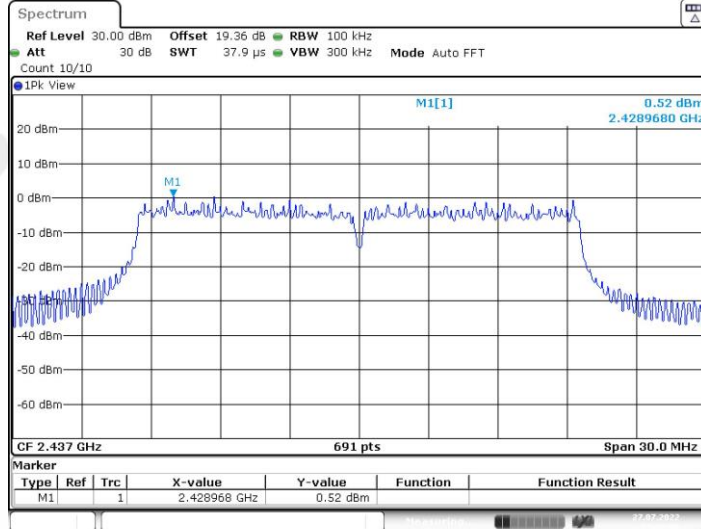
Date: 27 JUL 2022 22:44:24

11AX20MIMO_Ant1_2437_1000~26500



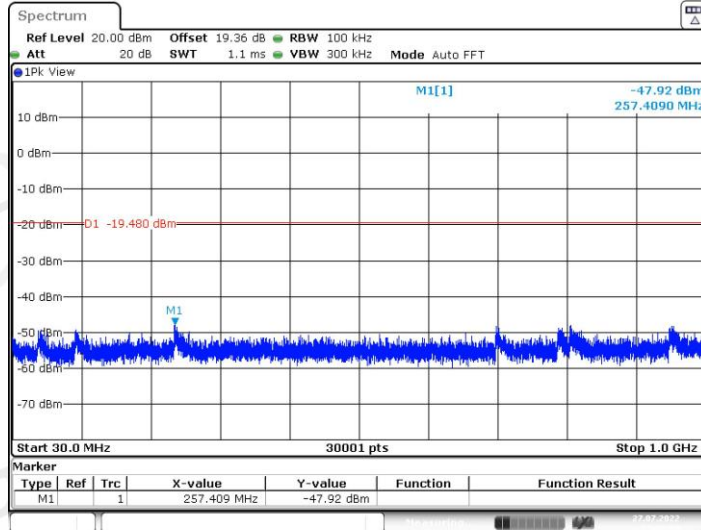
Date: 27 JUL 2022 22:44:46

11AX20MIMO_Ant2_2437_0~Reference



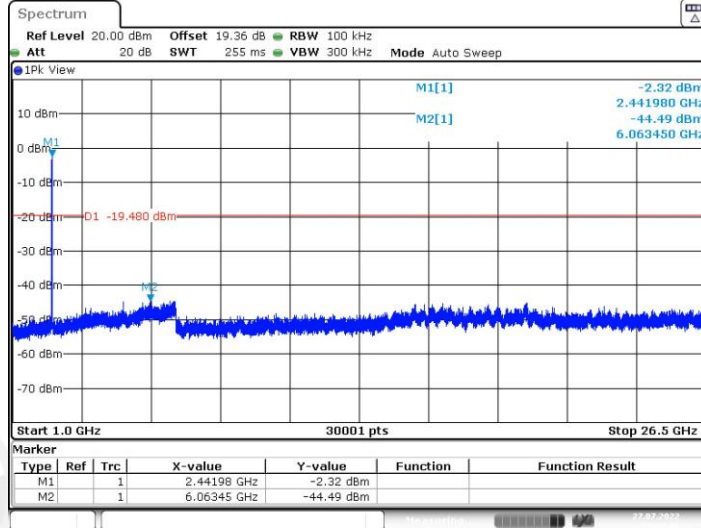
Date: 27 JUL 2022 22:56:59

11AX20MIMO_Ant2_2437_30~1000



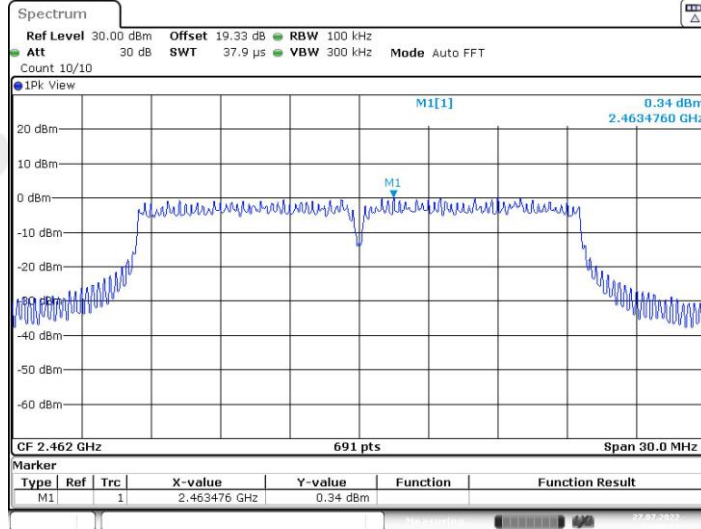
Date: 27 JUL 2022 22:57:04

11AX20MIMO_Ant2_2437_1000~26500



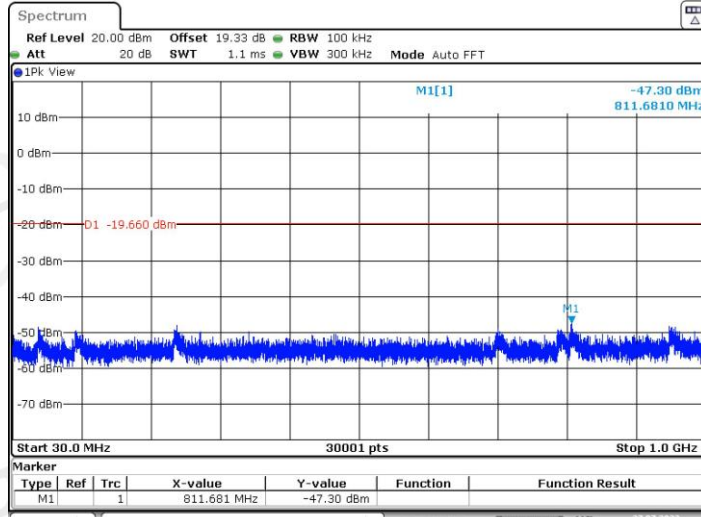
Date: 27 JUL 2022 22:57:26

11AX20MIMO_Ant1_2462_0~Reference



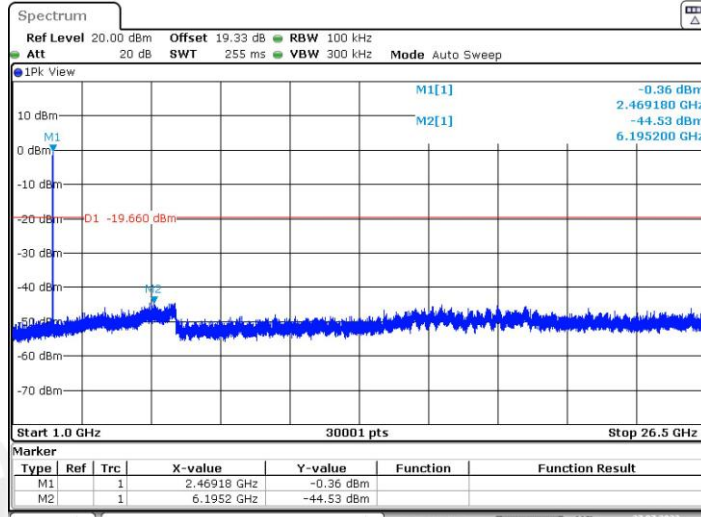
Date: 27 JUL 2022 23:00:21

11AX20MIMO_Ant1_2462_30~1000



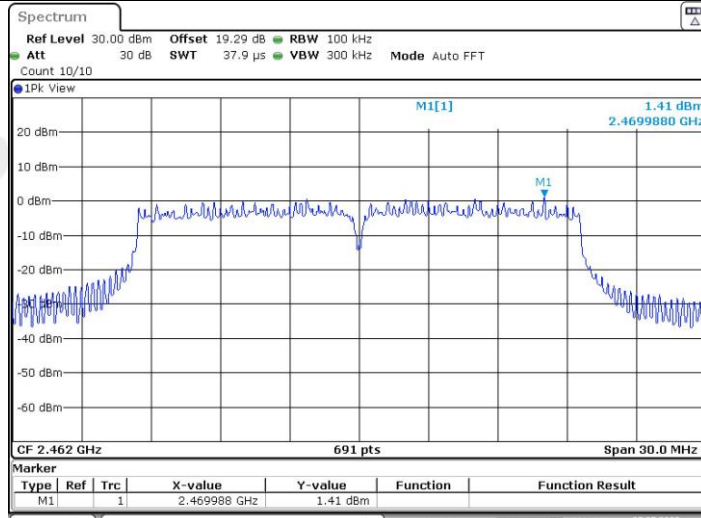
Date: 27 JUL 2022 23:00:26

11AX20MIMO_Ant1_2462_1000~26500



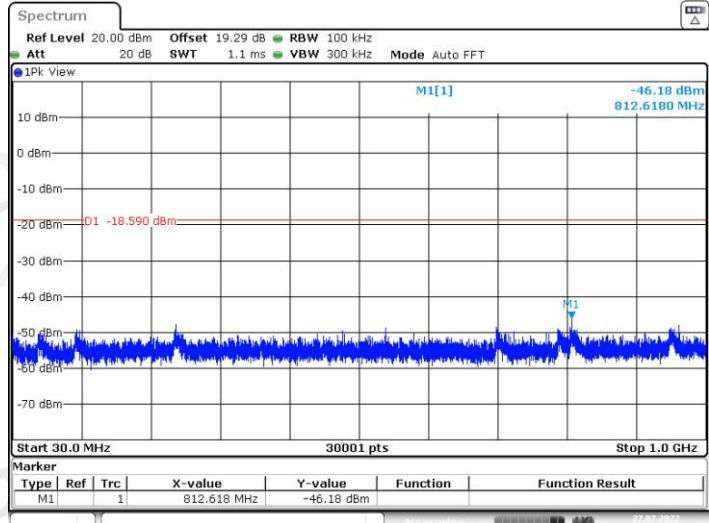
Date: 27 JUL 2022 23:00:48

11AX20MIMO_Ant2_2462_0~Reference



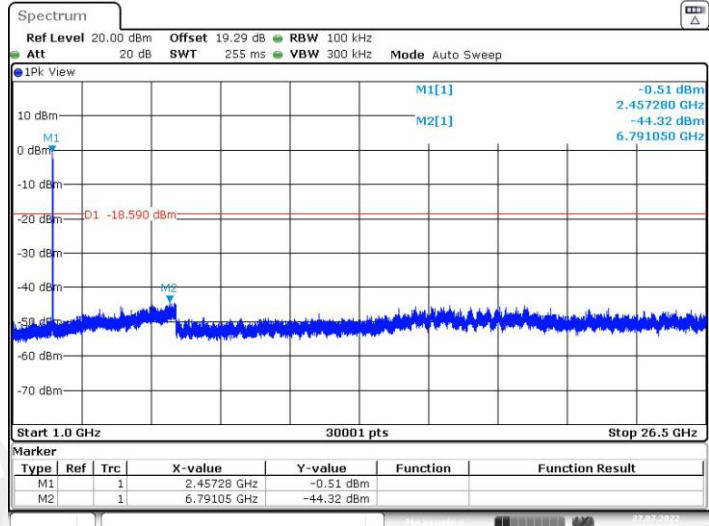
Date: 27 JUL 2022 23:02:42

11AX20MIMO_Ant2_2462_30~1000



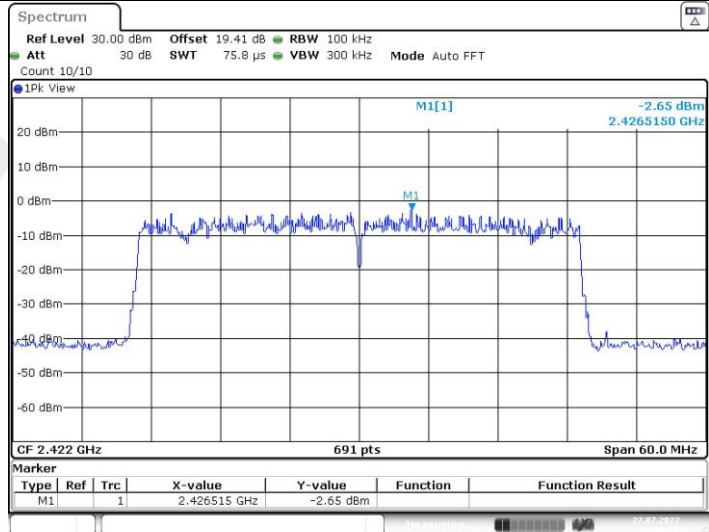
Date: 27 JUL 2022 23:02:46

11AX20MIMO_Ant2_2462_1000~26500



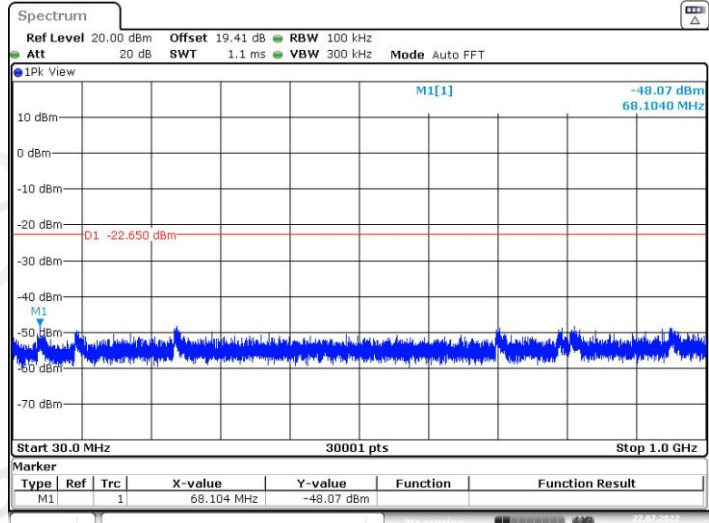
Date: 27 JUL 2022 23:03:09

11AX40MIMO_Ant1_2422_0~Reference



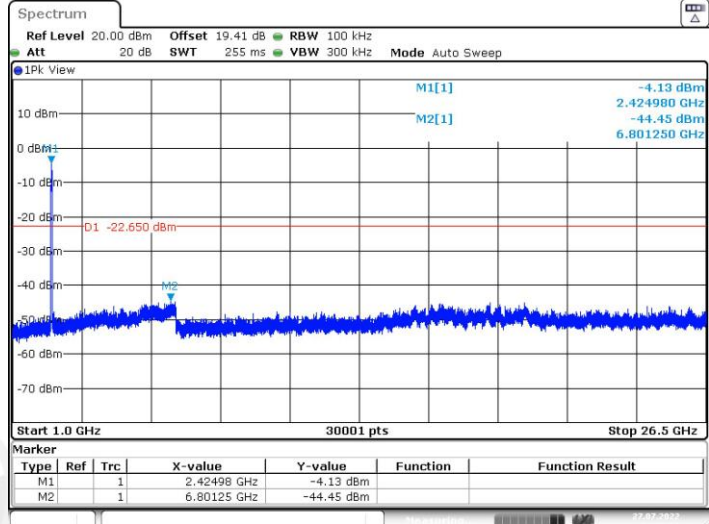
Date: 27 JUL 2022 23:06:29

11AX40MIMO_Ant1_2422_30~1000



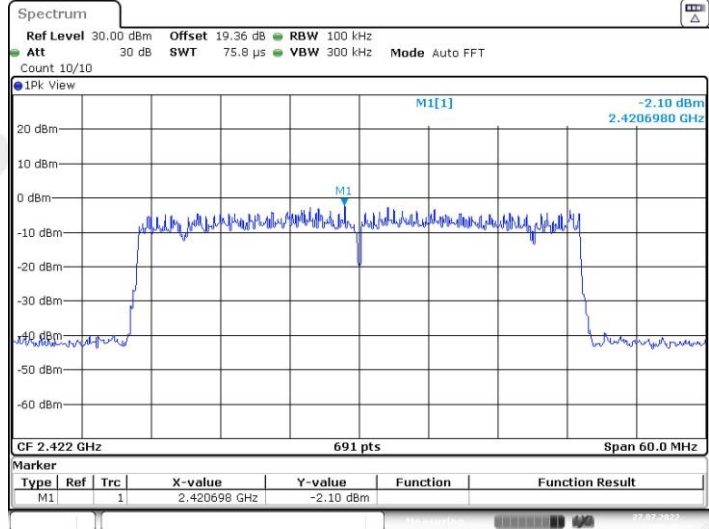
Date: 27 JUL 2022 23:06:33

11AX40MIMO_Ant1_2422_1000~26500

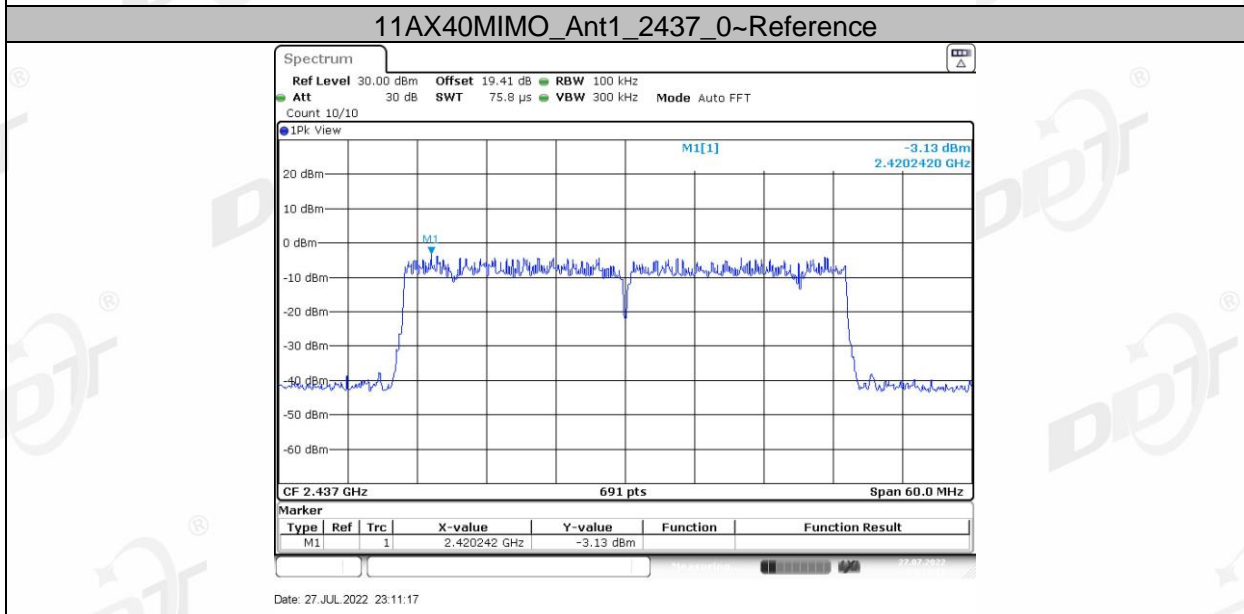
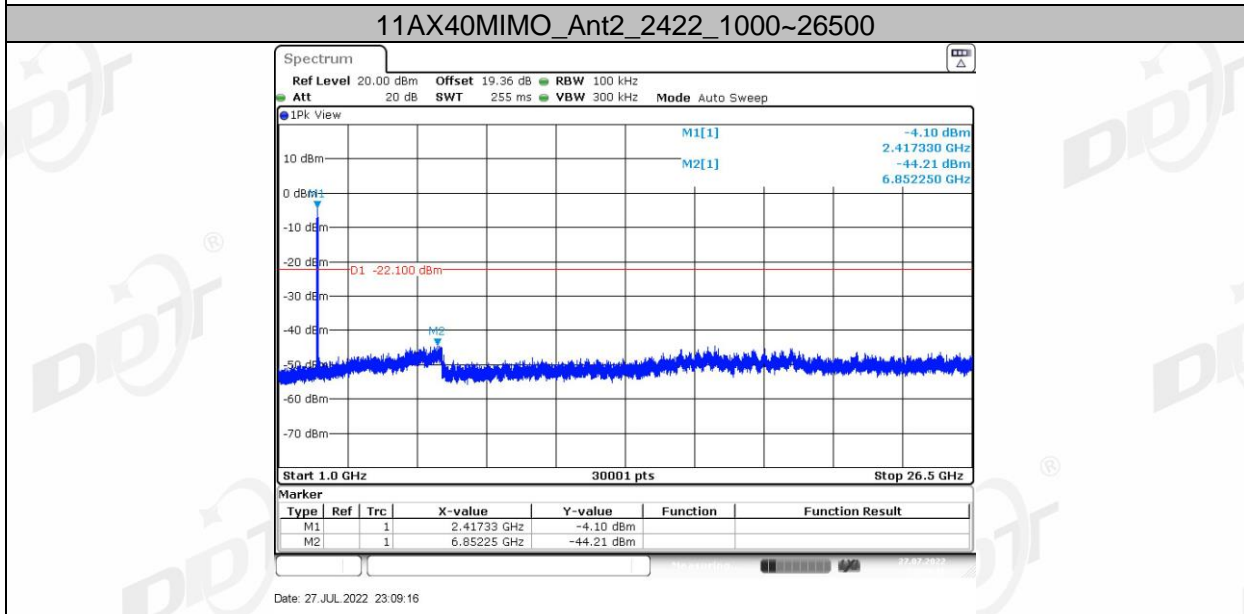
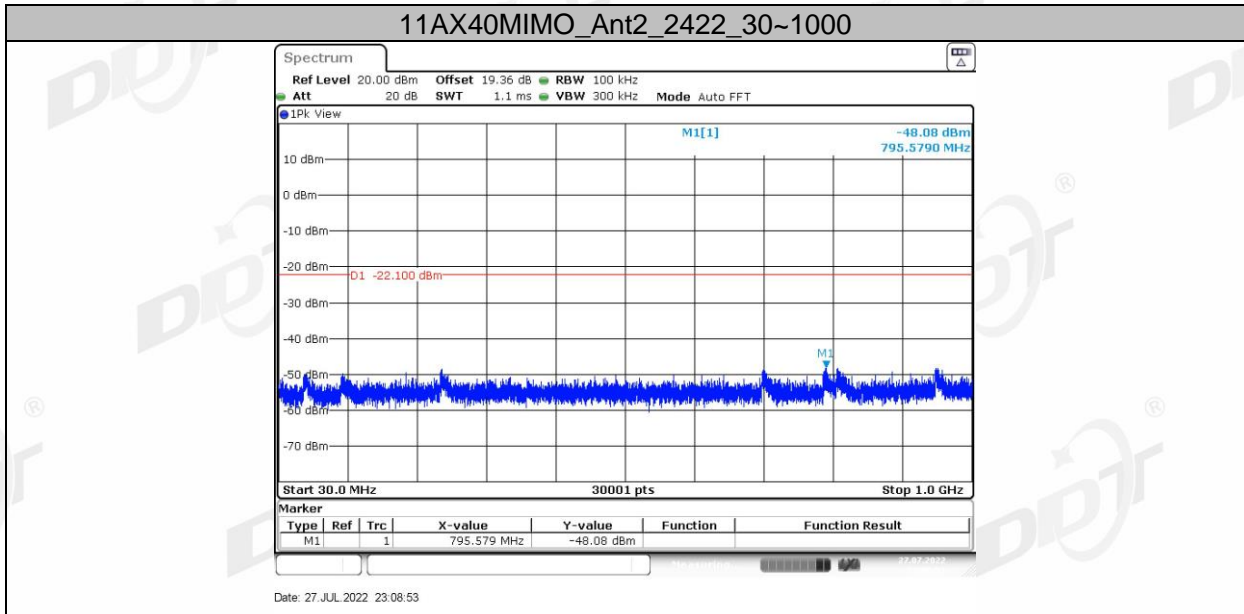


Date: 27 JUL 2022 23:06:56

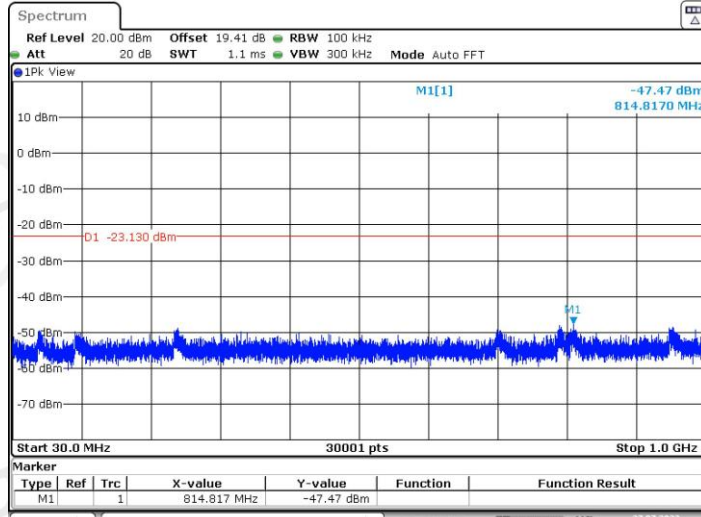
11AX40MIMO_Ant2_2422_0~Reference



Date: 27 JUL 2022 23:08:49

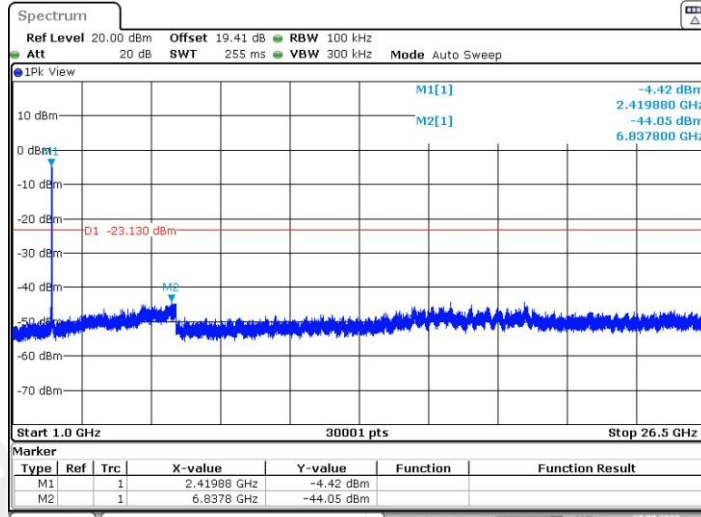


11AX40MIMO_Ant1_2437_30~1000



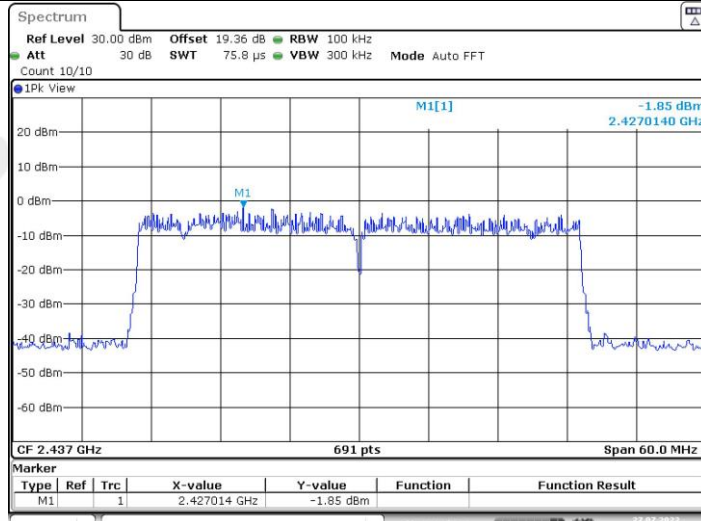
Date: 27 JUL 2022 23:11:22

11AX40MIMO_Ant1_2437_1000~26500



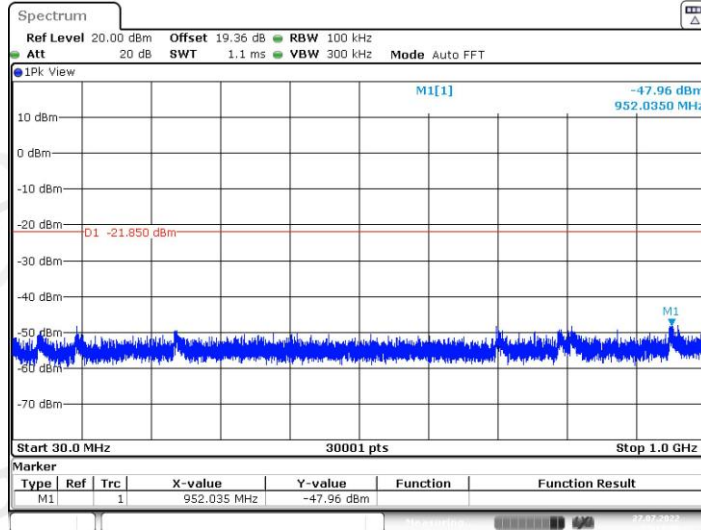
Date: 27 JUL 2022 23:11:44

11AX40MIMO_Ant2_2437_0~Reference



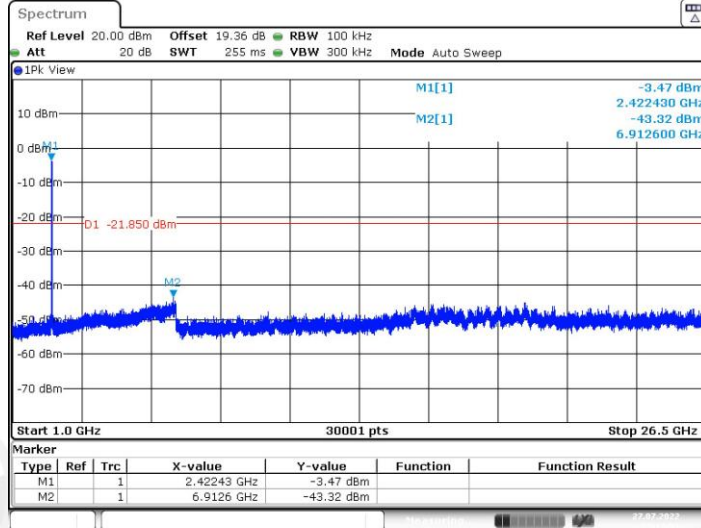
Date: 27 JUL 2022 23:13:26

11AX40MIMO_Ant2_2437_30~1000



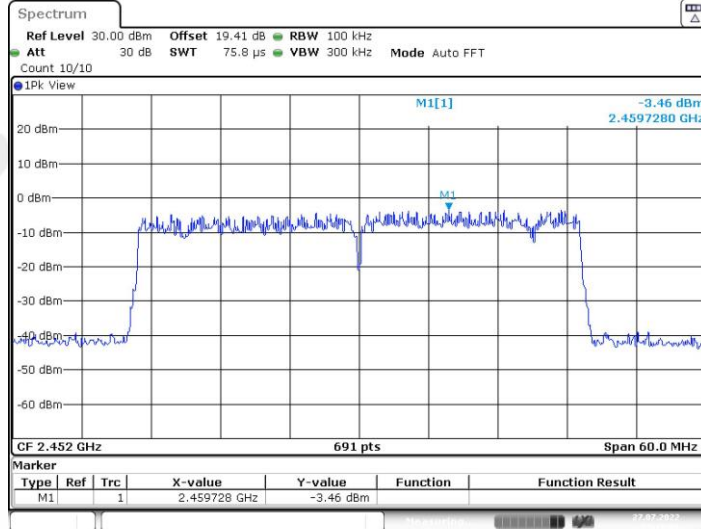
Date: 27 JUL 2022 23:13:31

11AX40MIMO_Ant2_2437_1000~26500

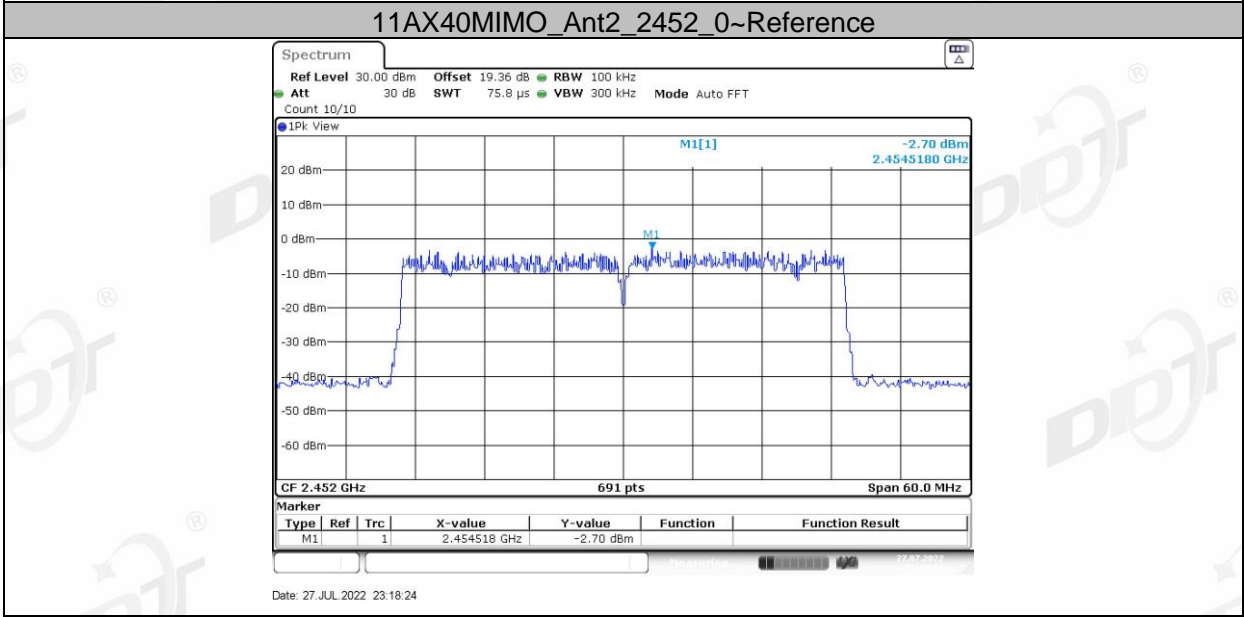
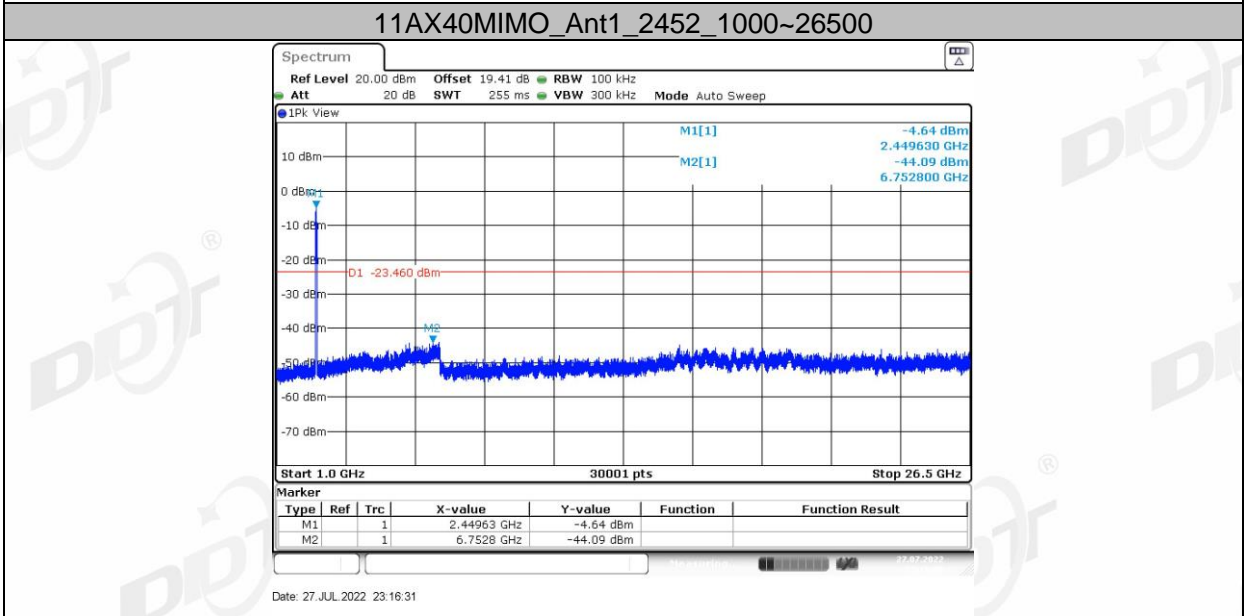
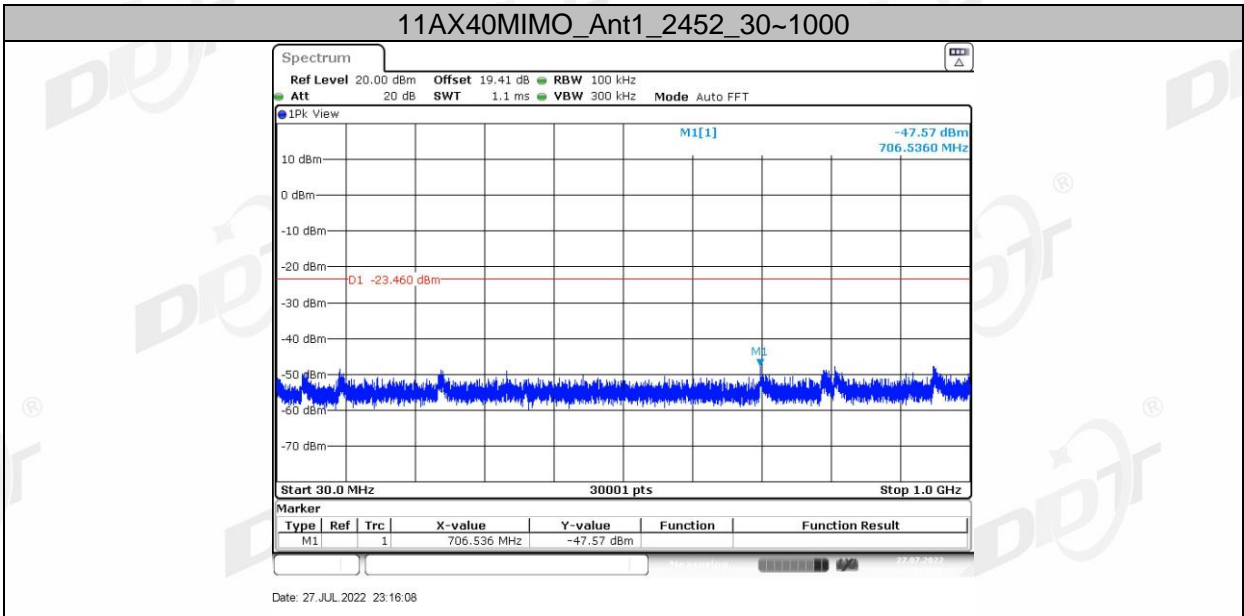


Date: 27 JUL 2022 23:13:53

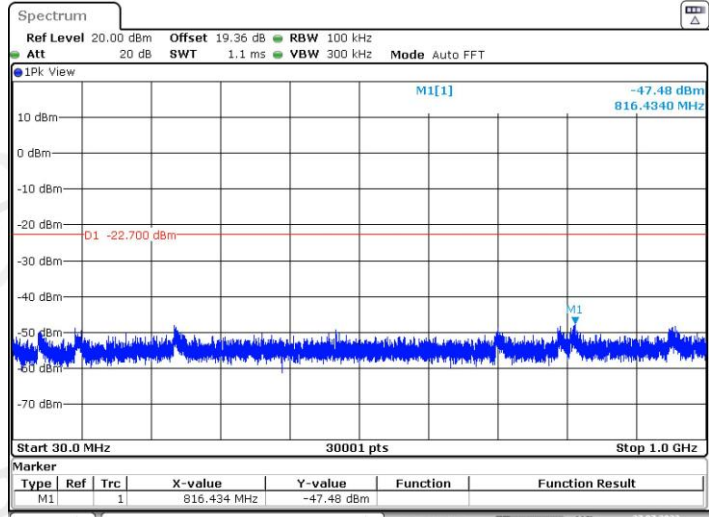
11AX40MIMO_Ant1_2452_0~Reference



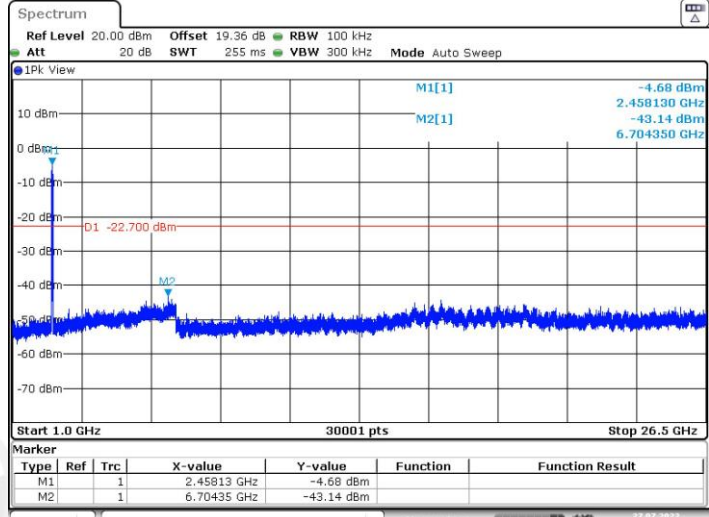
Date: 27 JUL 2022 23:16:04



11AX40MIMO_Ant2_2452_30~1000

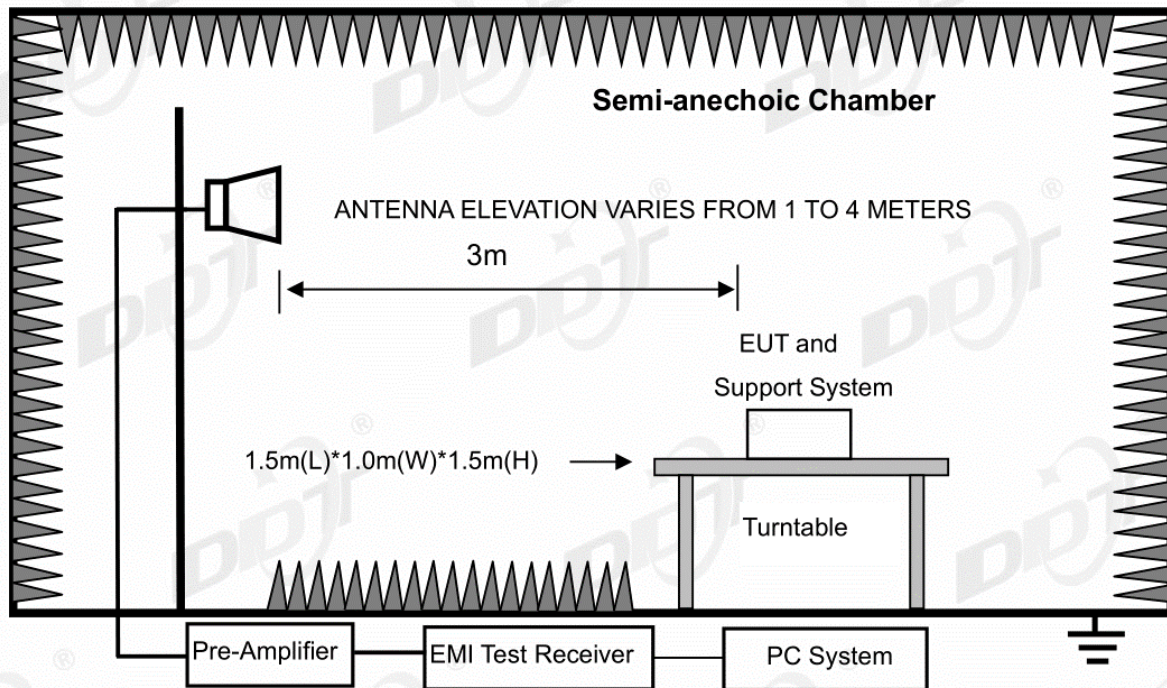


11AX40MIMO_Ant2_2452_1000~26500



10. Radiated Band Edge Compliance

10.1. Block diagram of test setup



10.2. Limit

All restricted frequency bands shall not exceed the limits shown in 15.209, all the other emissions outside operation frequency band 2400 MHz to 2483.5 MHz shall be at least 20dB below the fundamental emissions or comply with RSS-Gen Issue 3 clause 7.2.5 (Same as FCC 15.209) limits.

10.3. Test procedure

Same with clause 8.3 except change investigated frequency range from 2310 MHz to 2430 MHz and 2445 MHz to 2500 MHz, 2310 MHz to 2445 MHz and 2430 MHz to 2500 MHz.

Remark: For 802.11ax, according exploratory explorer test, when the RU SIZE is larger, the Radiated Band Edge is worse, so the SU mode is shown in report.

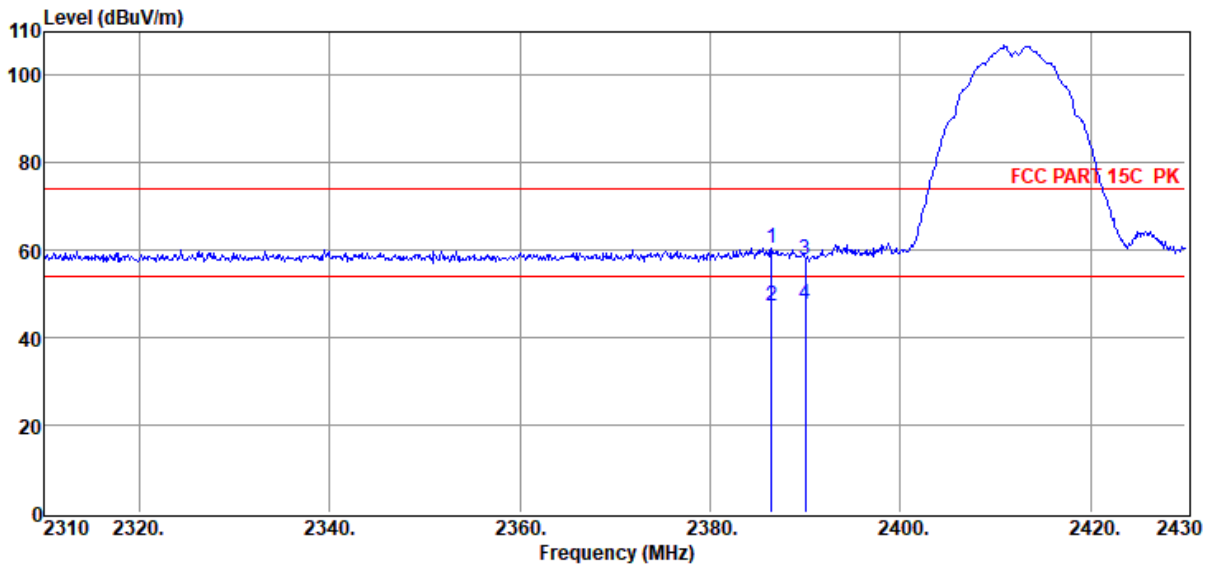
10.4. Test result

Pass. (See below detailed test result)

TR-4-E-009 Radiated Emission Test Result

Test Site : DDT 3m Chamber 3# D:\E3 6.111\2022 Report Data\Q22071330-2E BoomBox 3\FCC ABOVE 1G 2.4G.EM6
Test Date : 2022-07-19 **Tested By** : James Gan
EUT : Wireless Speaker **Model Number** : BOOMBOX 3 Wi-Fi
Power Supply : AC 120V/60Hz **Test Mode** : Tx Mode
Condition : Temp:23°C,Humi:57.3%,Press:100.3kPa **Antenna/Distance** : 2021 BBHA 9120D
3#/3m/HORIZONTAL
Memo : 11B ANT1 2412

Data: 1



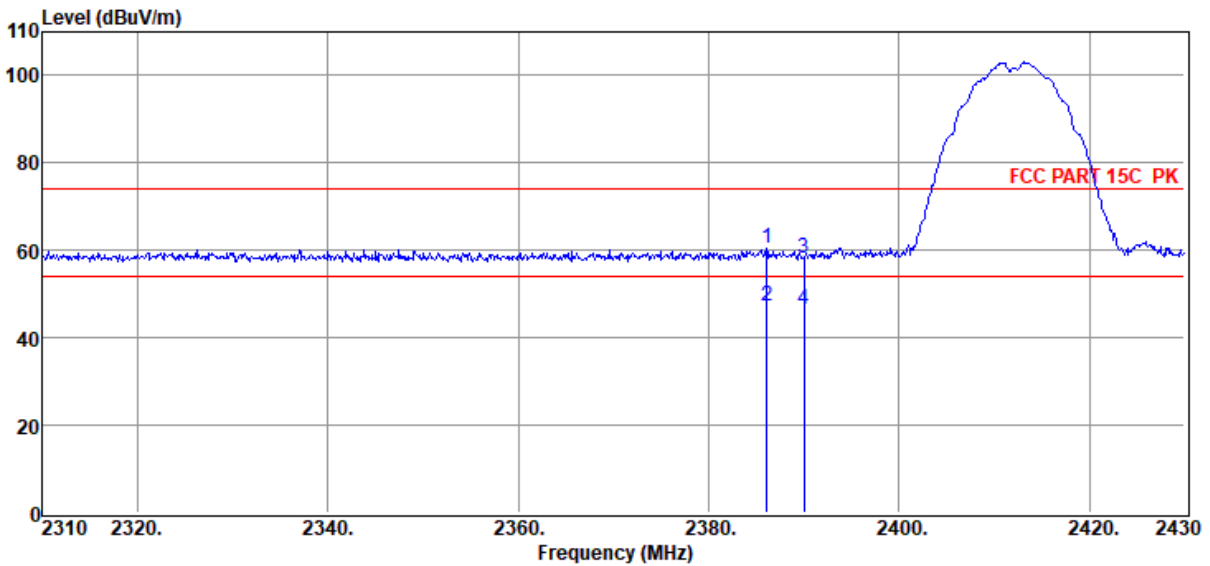
Item (Mark)	Freq. (MHz)	Read Level (dBµV)	Antenna Factor (dB/m)	PRM Factor dB	Cable Loss dB	Filter Factor dB	Result Level (dBµV/m)	Limit Line (dBµV/m)	Over Limit (dB)	Detector	Polarization
1	2386.44	50.43	27.40	39.59	1.71	0.72	60.67	74.00	-13.33	Peak	HORIZONTAL
2	2386.44	36.87	27.40	39.59	1.71	0.72	47.11	54.00	-6.89	Average	HORIZONTAL
3	2390.04	47.79	27.40	39.60	1.71	0.72	58.02	74.00	-15.98	Peak	HORIZONTAL
4	2390.04	37.42	27.40	39.60	1.71	0.72	47.65	54.00	-6.35	Average	HORIZONTAL

Note: 1. Result Level = Read Level + Antenna Factor + Cable loss + Filter Factor - PRM Factor.
 2. If Peak Result complies with AV limit, AV Result is deemed to comply with AV limit.
 3. Test setup: RBW: 1 MHz, VBW: 3 MHz, Sweep time: auto.

TR-4-E-009 Radiated Emission Test Result

Test Site : DDT 3m Chamber 3# D:\E3 6.111\2022 Report Data\Q22071330-2E BoomBox 3\FCC ABOVE 1G 2.4G.EM6
Test Date : 2022-07-19 **Tested By** : James Gan
EUT : Wireless Speaker **Model Number** : BOOMBOX 3 Wi-Fi
Power Supply : AC 120V/60Hz **Test Mode** : Tx Mode
Condition : Temp:23°C,Humi:57.3%,Press:100.3kPa **Antenna/Distance** : 2021 BBHA 9120D 3#/3m/VERTICAL
Memo : 11B ANT1 2412

Data: 2



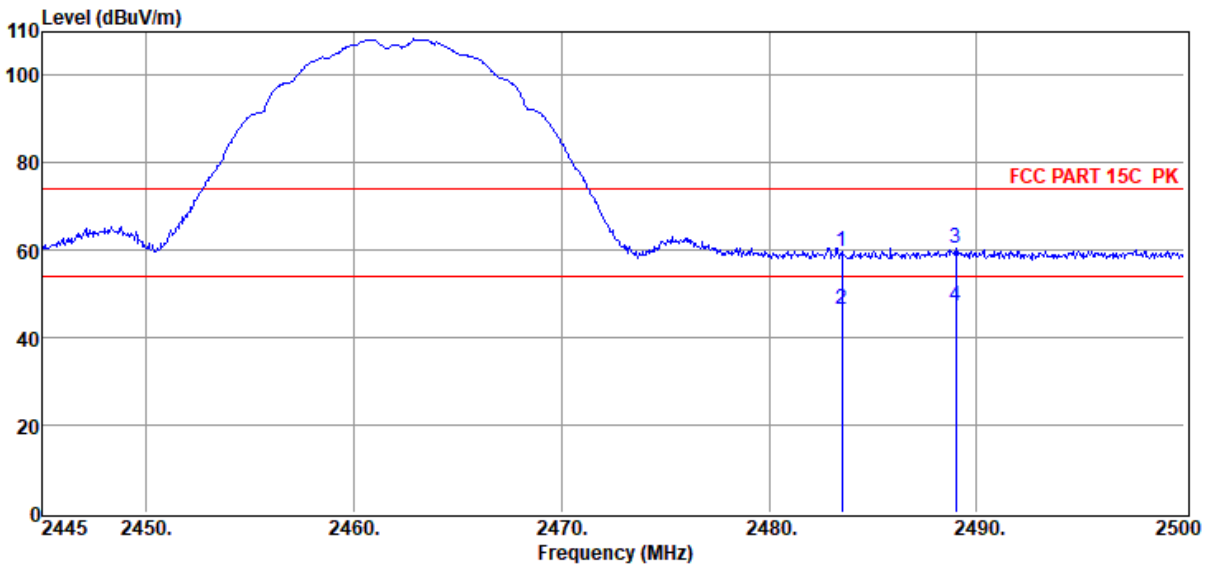
Item (Mark)	Freq. (MHz)	Read Level (dBuV)	Antenna Factor (dB/m)	PRM Factor dB	Cable Loss dB	Filter Factor dB	Result Level (dBuV/m)	Limit Line (dBuV/m)	Over Limit (dB)	Detector	Polarization
1	2386.08	50.13	27.39	39.59	1.71	0.72	60.36	74.00	-13.64	Peak	VERTICAL
2	2386.08	36.84	27.39	39.59	1.71	0.72	47.07	54.00	-6.93	Average	VERTICAL
3	2390.04	48.09	27.40	39.60	1.71	0.72	58.32	74.00	-15.68	Peak	VERTICAL
4	2390.04	36.16	27.40	39.60	1.71	0.72	46.39	54.00	-7.61	Average	VERTICAL

Note: 1. Result Level = Read Level + Antenna Factor + Cable loss + Filter Factor - PRM Factor.
 2. If Peak Result complies with AV limit, AV Result is deemed to comply with AV limit.
 3. Test setup: RBW: 1 MHz, VBW: 3 MHz, Sweep time: auto.

TR-4-E-009 Radiated Emission Test Result

Test Site : DDT 3m Chamber 3# D:\E3 6.111\2022 Report Data\Q22071330-2E BoomBox 3\FCC ABOVE 1G 2.4G.EM6
Test Date : 2022-07-19 **Tested By** : James Gan
EUT : Wireless Speaker **Model Number** : BOOMBOX 3 Wi-Fi
Power Supply : AC 120V/60Hz **Test Mode** : Tx Mode
Condition : Temp:23°C,Humi:57.3%,Press:100.3kPa **Antenna/Distance** : 2021 BBHA 9120D
3#/3m/HORIZONTAL
Memo : 11B ANT1 2462

Data: 3



Item (Mark)	Freq. (MHz)	Read Level (dBuV)	Antenna Factor (dB/m)	PRM Factor dB	Cable Loss dB	Filter Factor dB	Result Level (dBuV/m)	Limit Line (dBuV/m)	Over Limit (dB)	Detector	Polarization
1	2483.50	49.15	27.57	39.64	1.74	0.73	59.55	74.00	-14.45	Peak	HORIZONTAL
2	2483.50	36.19	27.57	39.64	1.74	0.73	46.59	54.00	-7.41	Average	HORIZONTAL
3	2489.00	50.12	27.58	39.64	1.74	0.73	60.53	74.00	-13.47	Peak	HORIZONTAL
4	2489.00	36.73	27.58	39.64	1.74	0.73	47.14	54.00	-6.86	Average	HORIZONTAL

Note: 1. Result Level = Read Level + Antenna Factor + Cable loss + Filter Factor - PRM Factor.
 2. If Peak Result complies with AV limit, AV Result is deemed to comply with AV limit.
 3. Test setup: RBW: 1 MHz, VBW: 3 MHz, Sweep time: auto.

TR-4-E-009 Radiated Emission Test Result

Test Site : DDT 3m Chamber 3#

D:\E3 6.111\2022 Report Data\Q22071330-2E BoomBox 3\FCC ABOVE 1G 2.4G.EM6

Test Date : 2022-07-19

Tested By : James Gan

EUT : Wireless Speaker

Model Number : BOOMBOX 3 Wi-Fi

Power Supply : AC 120V/60Hz

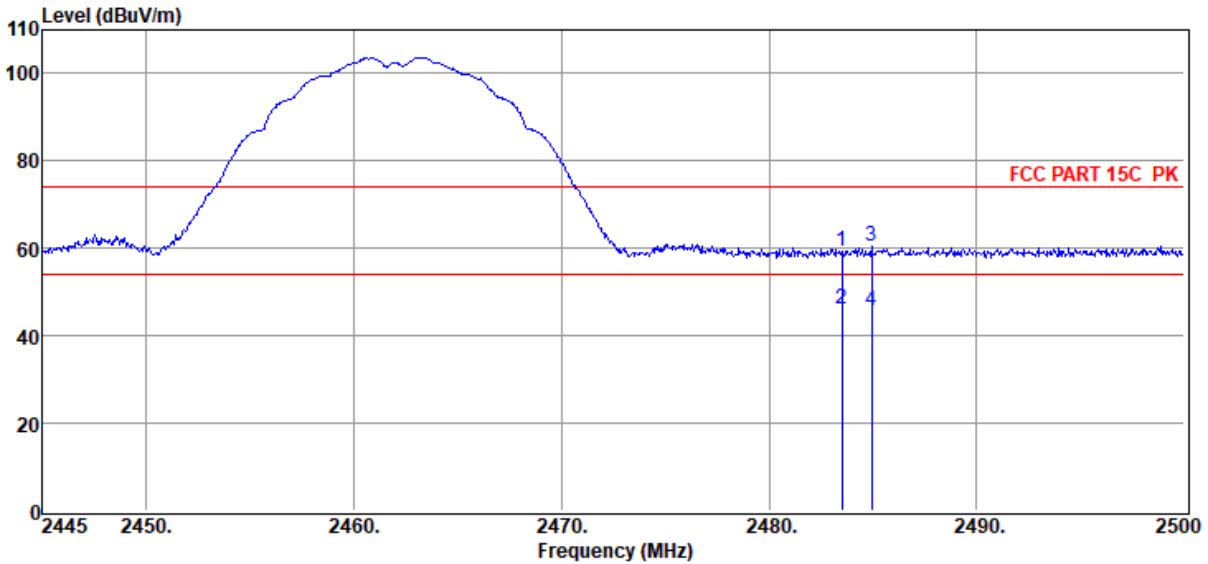
Test Mode : Tx Mode

Condition : Temp:23°C,Humi:57.3%,Press:100.3kPa

Antenna/Distance : 2021 BBHA 9120D 3#/3m/VERTICAL

Memo : 11B ANT1 2462

Data: 4



Item (Mark)	Freq. (MHz)	Read Level (dBuV)	Antenna Factor (dB/m)	PRM Factor dB	Cable Loss dB	Filter Factor dB	Result Level (dBuV/m)	Limit Line (dBuV/m)	Over Limit (dB)	Detector	Polarization
1	2483.50	48.90	27.57	39.64	1.74	0.73	59.30	74.00	-14.70	Peak	VERTICAL
2	2483.50	35.69	27.57	39.64	1.74	0.73	46.09	54.00	-7.91	Average	VERTICAL
3	2484.93	50.04	27.57	39.64	1.74	0.73	60.44	74.00	-13.56	Peak	VERTICAL
4	2484.93	35.43	27.57	39.64	1.74	0.73	45.83	54.00	-8.17	Average	VERTICAL

Note: 1. Result Level = Read Level + Antenna Factor + Cable loss + Filter Factor - PRM Factor.

2. If Peak Result complies with AV limit, AV Result is deemed to comply with AV limit.

3. Test setup: RBW: 1 MHz, VBW: 3 MHz, Sweep time: auto.

TR-4-E-009 Radiated Emission Test Result

Test Site : DDT 3m Chamber 3#

D:\E3 6.111\2022 Report Data\Q22071330-2E BoomBox
3\FCC ABOVE 1G 2.4G.EM6

Test Date : 2022-07-19

Tested By : James Gan

EUT : Wireless Speaker

Model Number : BOOMBOX 3 Wi-Fi

Power Supply : AC 120V/60Hz

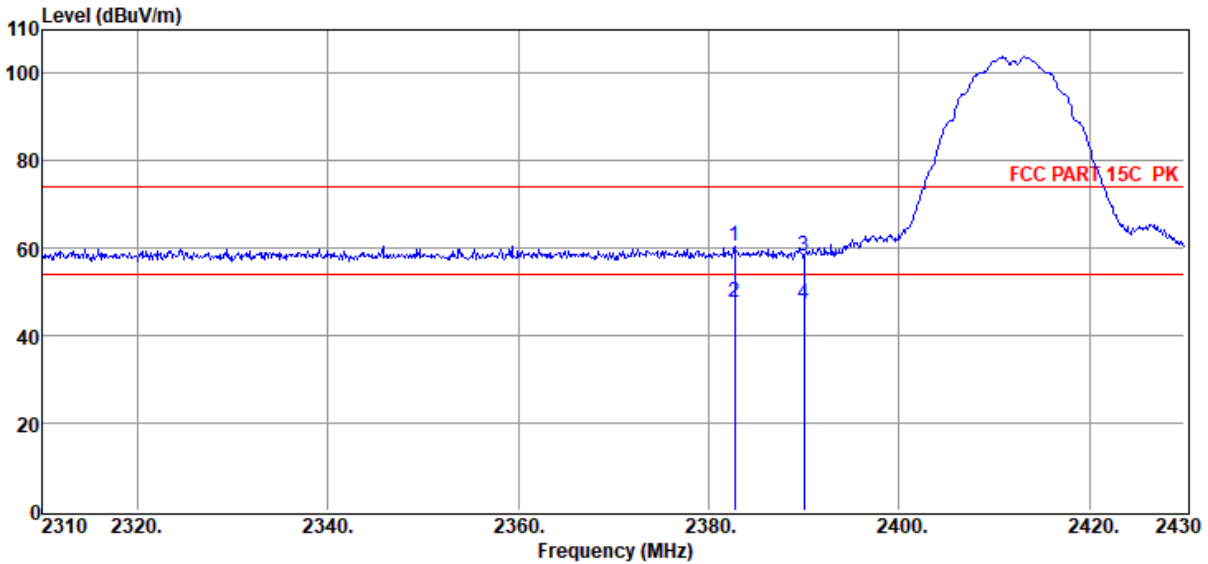
Test Mode : Tx Mode

Condition : Temp:23°C,Humi:57.3%,Press:100.3kPa

Antenna/Distance : 2021 BBHA 9120D
3#/3m/HORIZONTAL

Memo : 11B ANT2 2412

Data: 5



Item (Mark)	Freq. (MHz)	Read Level (dBuV)	Antenna Factor (dB/m)	PRM Factor dB	Cable Loss dB	Filter Factor dB	Result Level (dBuV/m)	Limit Line (dBuV/m)	Over Limit (dB)	Detector	Polarization
1	2382.72	50.36	27.39	39.59	1.71	0.72	60.59	74.00	-13.41	Peak	HORIZONTAL
2	2382.72	37.33	27.39	39.59	1.71	0.72	47.56	54.00	-6.44	Average	HORIZONTAL
3	2390.04	47.95	27.40	39.60	1.71	0.72	58.18	74.00	-15.82	Peak	HORIZONTAL
4	2390.04	37.16	27.40	39.60	1.71	0.72	47.39	54.00	-6.61	Average	HORIZONTAL

Note: 1. Result Level = Read Level + Antenna Factor + Cable loss + Filter Factor - PRM Factor.

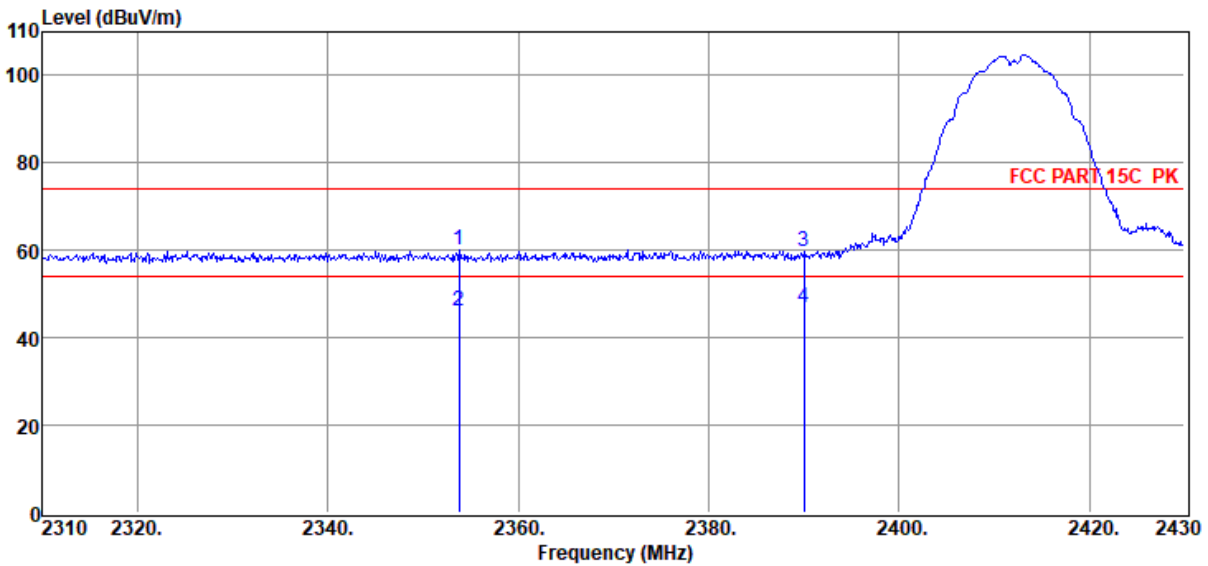
2. If Peak Result complies with AV limit, AV Result is deemed to comply with AV limit.

3. Test setup: RBW: 1 MHz, VBW: 3 MHz, Sweep time: auto.

TR-4-E-009 Radiated Emission Test Result

Test Site : DDT 3m Chamber 3# D:\E3 6.111\2022 Report Data\Q22071330-2E BoomBox 3\FCC ABOVE 1G 2.4G.EM6
Test Date : 2022-07-19 **Tested By** : James Gan
EUT : Wireless Speaker **Model Number** : BOOMBOX 3 Wi-Fi
Power Supply : AC 120V/60Hz **Test Mode** : Tx Mode
Condition : Temp:23°C,Humi:57.3%,Press:100.3kPa **Antenna/Distance** : 2021 BBHA 9120D 3#/3m/VERTICAL
Memo : 11B ANT2 2412

Data: 6



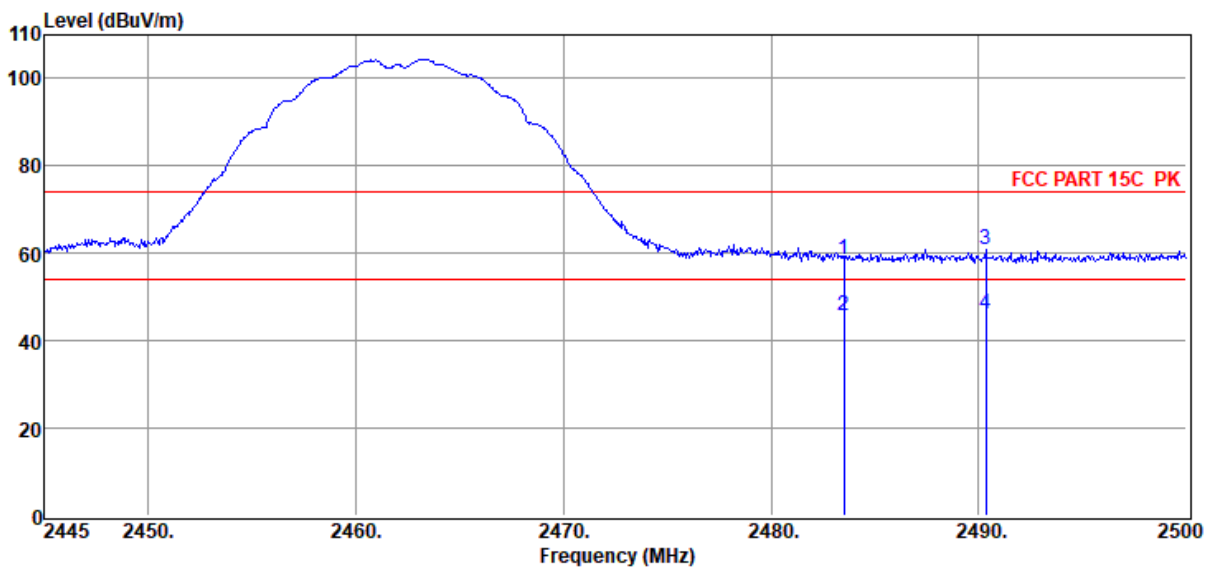
Item (Mark)	Freq. (MHz)	Read Level (dBuV)	Antenna Factor (dB/m)	PRM Factor dB	Cable Loss dB	Filter Factor dB	Result Level (dBuV/m)	Limit Line (dBuV/m)	Over Limit (dB)	Detector	Polarization
1	2353.80	49.81	27.34	39.58	1.70	0.72	59.99	74.00	-14.01	Peak	VERTICAL
2	2353.80	35.87	27.34	39.58	1.70	0.72	46.05	54.00	-7.95	Average	VERTICAL
3	2390.04	49.50	27.40	39.60	1.71	0.72	59.73	74.00	-14.27	Peak	VERTICAL
4	2390.04	36.63	27.40	39.60	1.71	0.72	46.86	54.00	-7.14	Average	VERTICAL

Note: 1. Result Level = Read Level + Antenna Factor + Cable loss + Filter Factor - PRM Factor.
 2. If Peak Result complies with AV limit, AV Result is deemed to comply with AV limit.
 3. Test setup: RBW: 1 MHz, VBW: 3 MHz, Sweep time: auto.

TR-4-E-009 Radiated Emission Test Result

Test Site : DDT 3m Chamber 3# D:\E3 6.111\2022 Report Data\Q22071330-2E BoomBox 3\FCC ABOVE 1G 2.4G.EM6
Test Date : 2022-07-19 **Tested By** : James Gan
EUT : Wireless Speaker **Model Number** : BOOMBOX 3 Wi-Fi
Power Supply : AC 120V/60Hz **Test Mode** : Tx Mode
Condition : Temp:23°C,Humi:57.3%,Press:100.3kPa **Antenna/Distance** : 2021 BBHA 9120D
3#/3m/HORIZONTAL
Memo : 11B ANT2 2462

Data: 7



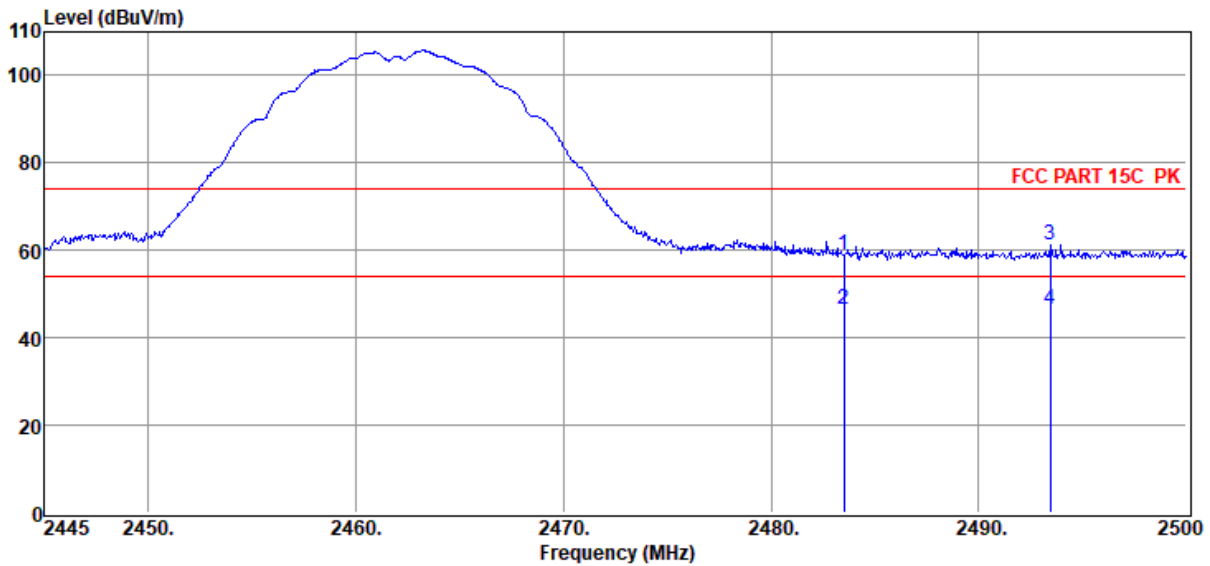
Item (Mark)	Freq. (MHz)	Read Level (dBuV)	Antenna Factor (dB/m)	PRM Factor dB	Cable Loss dB	Filter Factor dB	Result Level (dBuV/m)	Limit Line (dBuV/m)	Over Limit (dB)	Detector	Polarization
1	2483.50	48.34	27.57	39.64	1.74	0.73	58.74	74.00	-15.26	Peak	HORIZONTAL
2	2483.50	35.17	27.57	39.64	1.74	0.73	45.57	54.00	-8.43	Average	HORIZONTAL
3	2490.32	50.59	27.58	39.65	1.74	0.73	60.99	74.00	-13.01	Peak	HORIZONTAL
4	2490.32	35.67	27.58	39.65	1.74	0.73	46.07	54.00	-7.93	Average	HORIZONTAL

Note: 1. Result Level = Read Level + Antenna Factor + Cable loss + Filter Factor - PRM Factor.
 2. If Peak Result complies with AV limit, AV Result is deemed to comply with AV limit.
 3. Test setup: RBW: 1 MHz, VBW: 3 MHz, Sweep time: auto.

TR-4-E-009 Radiated Emission Test Result

Test Site : DDT 3m Chamber 3# D:\E3 6.111\2022 Report Data\Q22071330-2E BoomBox 3\FCC ABOVE 1G 2.4G.EM6
Test Date : 2022-07-19 **Tested By** : James Gan
EUT : Wireless Speaker **Model Number** : BOOMBOX 3 Wi-Fi
Power Supply : AC 120V/60Hz **Test Mode** : Tx Mode
Condition : Temp:23°C,Humi:57.3%,Press:100.3kPa **Antenna/Distance** : 2021 BBHA 9120D 3#/3m/VERTICAL
Memo : 11B ANT2 2462

Data: 8



Item (Mark)	Freq. (MHz)	Read Level (dBμV)	Antenna Factor (dB/m)	PRM Factor dB	Cable Loss dB	Filter Factor dB	Result Level (dBμV/m)	Limit Line (dBμV/m)	Over Limit (dB)	Detector	Polarization
1	2483.50	48.53	27.57	39.64	1.74	0.73	58.93	74.00	-15.07	Peak	VERTICAL
2	2483.50	36.28	27.57	39.64	1.74	0.73	46.68	54.00	-7.32	Average	VERTICAL
3	2493.46	50.79	27.59	39.65	1.74	0.73	61.20	74.00	-12.80	Peak	VERTICAL
4	2493.46	36.11	27.59	39.65	1.74	0.73	46.52	54.00	-7.48	Average	VERTICAL

Note: 1. Result Level = Read Level + Antenna Factor + Cable loss + Filter Factor - PRM Factor.
 2. If Peak Result complies with AV limit, AV Result is deemed to comply with AV limit.
 3. Test setup: RBW: 1 MHz, VBW: 3 MHz, Sweep time: auto.

TR-4-E-009 Radiated Emission Test Result

Test Site : DDT 3m Chamber 3#

D:\E3 6.111\2022 Report Data\Q22071330-2E BoomBox
3\FCC ABOVE 1G 2.4G.EM6

Test Date : 2022-07-19

Tested By : James Gan

EUT : Wireless Speaker

Model Number : BOOMBOX 3 Wi-Fi

Power Supply : AC 120V/60Hz

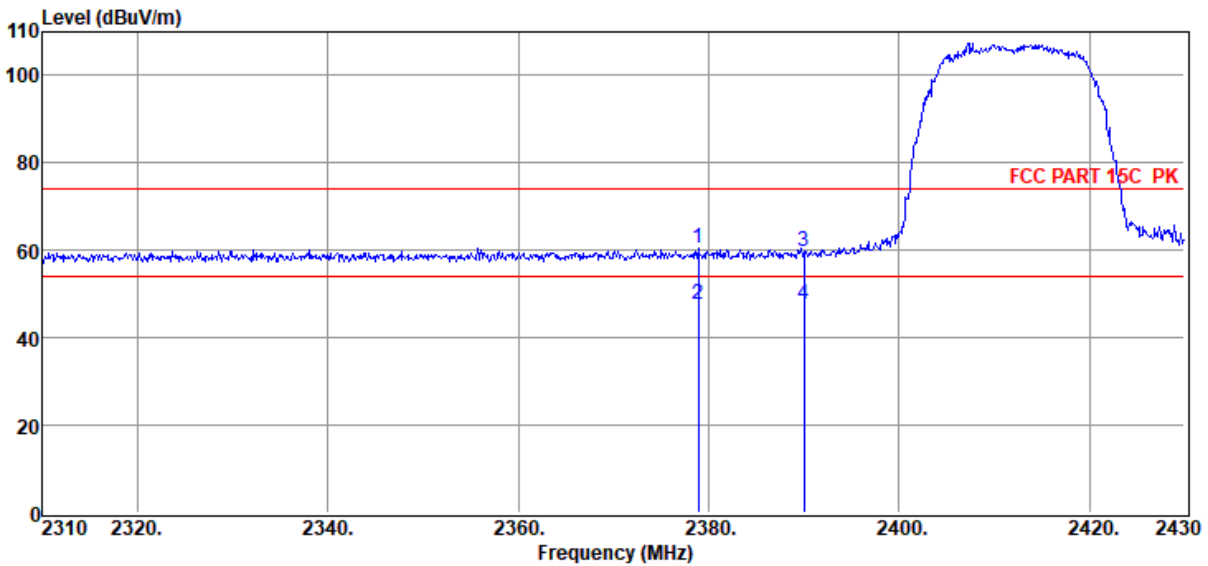
Test Mode : Tx Mode

Condition : Temp:23°C,Humi:57.3%,Press:100.3kPa

Antenna/Distance : 2021 BBHA 9120D
3#/3m/HORIZONTAL

Memo : 11G ANT1 2412

Data: 9



Item (Mark)	Freq. (MHz)	Read Level (dBuV)	Antenna Factor (dB/m)	PRM Factor dB	Cable Loss dB	Filter Factor dB	Result Level (dBuV/m)	Limit Line (dBuV/m)	Over Limit (dB)	Detector	Polarization
1	2378.88	50.41	27.38	39.59	1.71	0.72	60.63	74.00	-13.37	Peak	HORIZONTAL
2	2378.88	37.59	27.38	39.59	1.71	0.72	47.81	54.00	-6.19	Average	HORIZONTAL
3	2390.04	49.48	27.40	39.60	1.71	0.72	59.71	74.00	-14.29	Peak	HORIZONTAL
4	2390.04	37.35	27.40	39.60	1.71	0.72	47.58	54.00	-6.42	Average	HORIZONTAL

Note: 1. Result Level = Read Level + Antenna Factor + Cable loss + Filter Factor - PRM Factor.

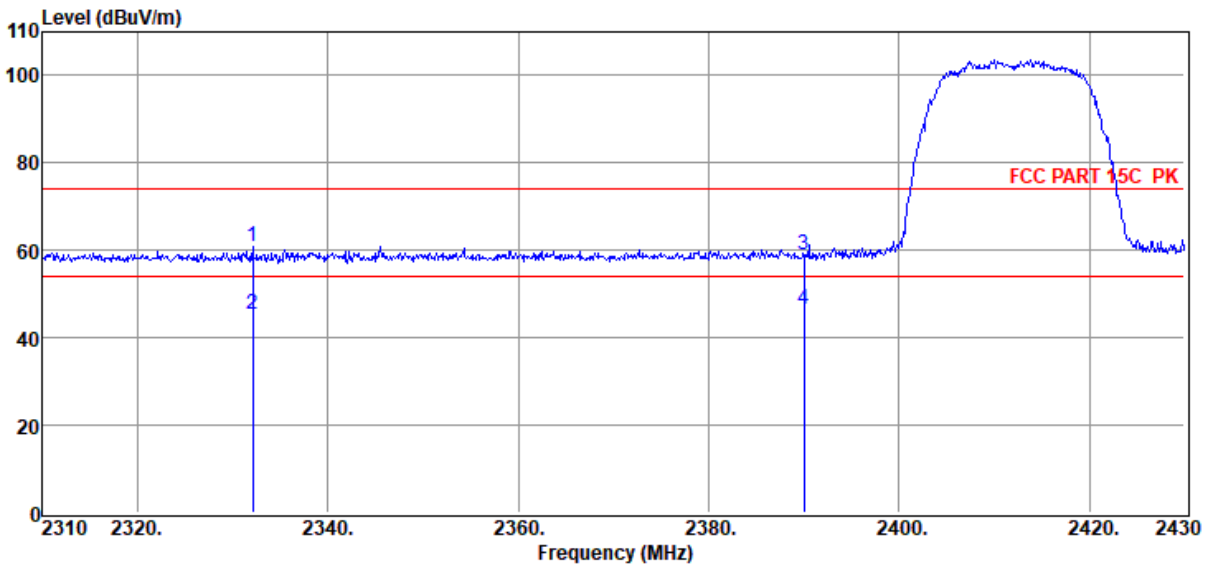
2. If Peak Result complies with AV limit, AV Result is deemed to comply with AV limit.

3. Test setup: RBW: 1 MHz, VBW: 3 MHz, Sweep time: auto.

TR-4-E-009 Radiated Emission Test Result

Test Site : DDT 3m Chamber 3# D:\E3 6.111\2022 Report Data\Q22071330-2E BoomBox 3\FCC ABOVE 1G 2.4G.EM6
Test Date : 2022-07-19 **Tested By** : James Gan
EUT : Wireless Speaker **Model Number** : BOOMBOX 3 Wi-Fi
Power Supply : AC 120V/60Hz **Test Mode** : Tx Mode
Condition : Temp:23°C,Humi:57.3%,Press:100.3kPa **Antenna/Distance** : 2021 BBHA 9120D 3#/3m/VERTICAL
Memo : 11G ANT1 2412

Data: 10



Item (Mark)	Freq. (MHz)	Read Level (dBuV)	Antenna Factor (dB/m)	PRM Factor dB	Cable Loss dB	Filter Factor dB	Result Level (dBuV/m)	Limit Line (dBuV/m)	Over Limit (dB)	Detector	Polarization
1	2332.08	50.71	27.30	39.57	1.69	0.72	60.85	74.00	-13.15	Peak	VERTICAL
2	2332.08	35.12	27.30	39.57	1.69	0.72	45.26	54.00	-8.74	Average	VERTICAL
3	2390.04	48.62	27.40	39.60	1.71	0.72	58.85	74.00	-15.15	Peak	VERTICAL
4	2390.04	36.10	27.40	39.60	1.71	0.72	46.33	54.00	-7.67	Average	VERTICAL

Note: 1. Result Level = Read Level + Antenna Factor + Cable loss + Filter Factor - PRM Factor.
 2. If Peak Result complies with AV limit, AV Result is deemed to comply with AV limit.
 3. Test setup: RBW: 1 MHz, VBW: 3 MHz, Sweep time: auto.

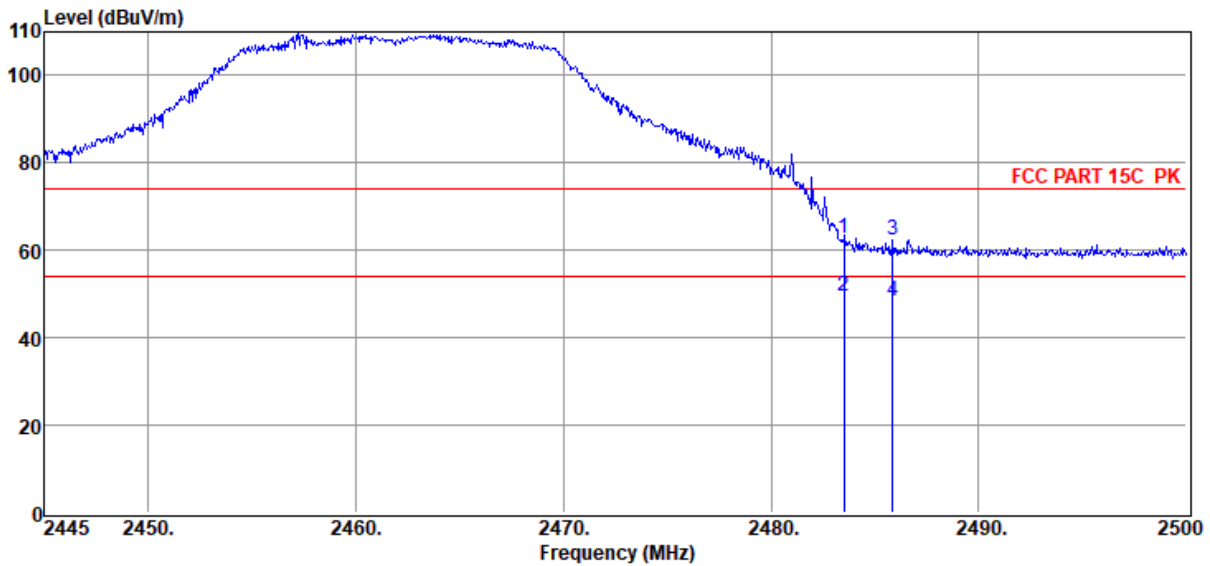
TR-4-E-009 Radiated Emission Test Result

Test Site : DDT 3m Chamber 3#
Test Date : 2022-07-19
EUT : Wireless Speaker
Power Supply : AC 120V/60Hz
Condition : Temp:23°C,Humi:57.3%,Press:100.3kPa
Memo : 11G ANT1 2462

Tested By : James Gan
Model Number : BOOMBOX 3 Wi-Fi
Test Mode : Tx Mode
Antenna/Distance : 2021 BBHA 9120D
 3#/3m/HORIZONTAL

D:\E3 6.111\2022 Report Data\Q22071330-2E BoomBox
 3\FCC ABOVE 1G 2.4G.EM6

Data: 11



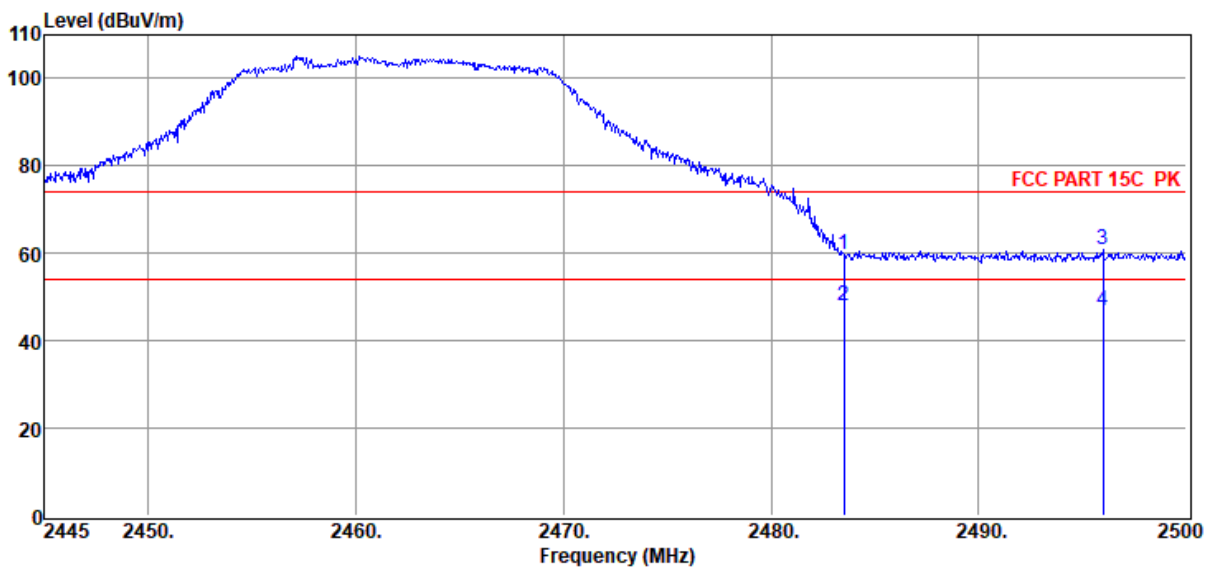
Item (Mark)	Freq. (MHz)	Read Level (dBuV)	Antenna Factor (dB/m)	PRM Factor dB	Cable Loss dB	Filter Factor dB	Result Level (dBuV/m)	Limit Line (dBuV/m)	Over Limit (dB)	Detector	Polarization
1	2483.50	52.34	27.57	39.64	1.74	0.73	62.74	74.00	-11.26	Peak	HORIZONTAL
2	2483.50	39.24	27.57	39.64	1.74	0.73	49.64	54.00	-4.36	Average	HORIZONTAL
3	2485.87	52.11	27.57	39.64	1.74	0.73	62.51	74.00	-11.49	Peak	HORIZONTAL
4	2485.87	38.11	27.57	39.64	1.74	0.73	48.51	54.00	-5.49	Average	HORIZONTAL

Note: 1. Result Level = Read Level + Antenna Factor + Cable loss + Filter Factor - PRM Factor.
 2. If Peak Result complies with AV limit, AV Result is deemed to comply with AV limit.
 3. Test setup: RBW: 1 MHz, VBW: 3 MHz, Sweep time: auto.

TR-4-E-009 Radiated Emission Test Result

Test Site : DDT 3m Chamber 3# D:\E3 6.111\2022 Report Data\Q22071330-2E BoomBox 3\FCC ABOVE 1G 2.4G.EM6
Test Date : 2022-07-19 **Tested By** : James Gan
EUT : Wireless Speaker **Model Number** : BOOMBOX 3 Wi-Fi
Power Supply : AC 120V/60Hz **Test Mode** : Tx Mode
Condition : Temp:23°C,Humi:57.3%,Press:100.3kPa **Antenna/Distance** : 2021 BBHA 9120D 3#/3m/VERTICAL
Memo : 11G ANT1 2462

Data: 12



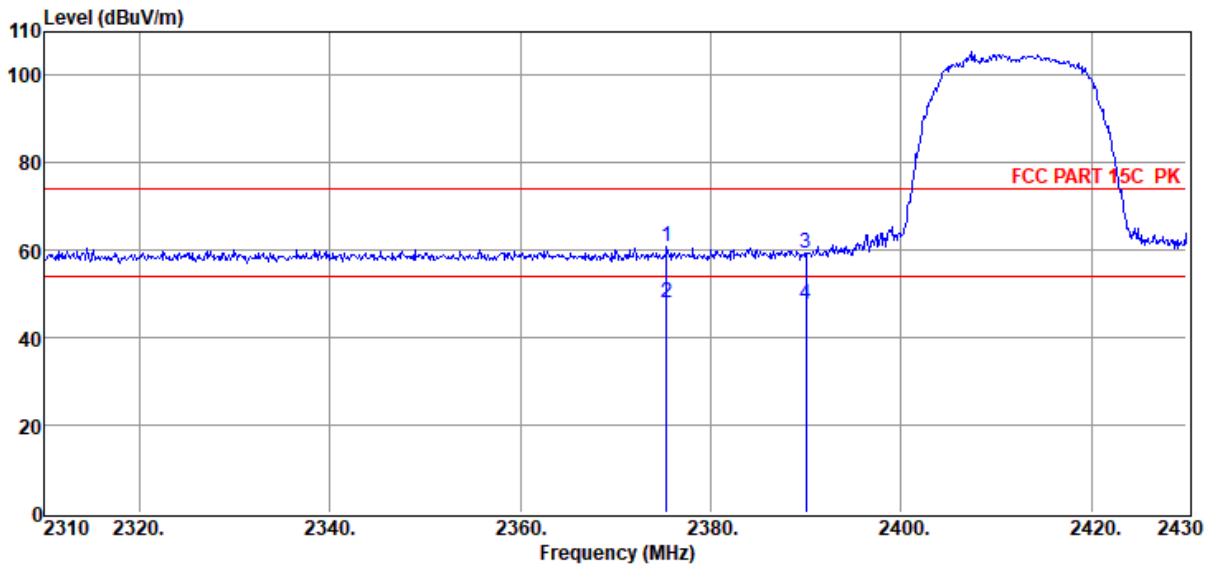
Item (Mark)	Freq. (MHz)	Read Level (dBuV)	Antenna Factor (dB/m)	PRM Factor dB	Cable Loss dB	Filter Factor dB	Result Level (dBuV/m)	Limit Line (dBuV/m)	Over Limit (dB)	Detector	Polarization
1	2483.50	49.35	27.57	39.64	1.74	0.73	59.75	74.00	-14.25	Peak	VERTICAL
2	2483.50	37.43	27.57	39.64	1.74	0.73	47.83	54.00	-6.17	Average	VERTICAL
3	2495.99	50.27	27.59	39.65	1.74	0.73	60.68	74.00	-13.32	Peak	VERTICAL
4	2495.99	36.47	27.59	39.65	1.74	0.73	46.88	54.00	-7.12	Average	VERTICAL

Note: 1. Result Level = Read Level + Antenna Factor + Cable loss + Filter Factor - PRM Factor.
 2. If Peak Result complies with AV limit, AV Result is deemed to comply with AV limit.
 3. Test setup: RBW: 1 MHz, VBW: 3 MHz, Sweep time: auto.

TR-4-E-009 Radiated Emission Test Result

Test Site : DDT 3m Chamber 3# D:\E3 6.111\2022 Report Data\Q22071330-2E BoomBox 3\FCC ABOVE 1G 2.4G.EM6
Test Date : 2022-07-19 **Tested By** : James Gan
EUT : Wireless Speaker **Model Number** : BOOMBOX 3 Wi-Fi
Power Supply : AC 120V/60Hz **Test Mode** : Tx Mode
Condition : Temp:23°C,Humi:57.3%,Press:100.3kPa **Antenna/Distance** : 2021 BBHA 9120D
3#/3m/HORIZONTAL
Memo : 11G ANT2 2412

Data: 13



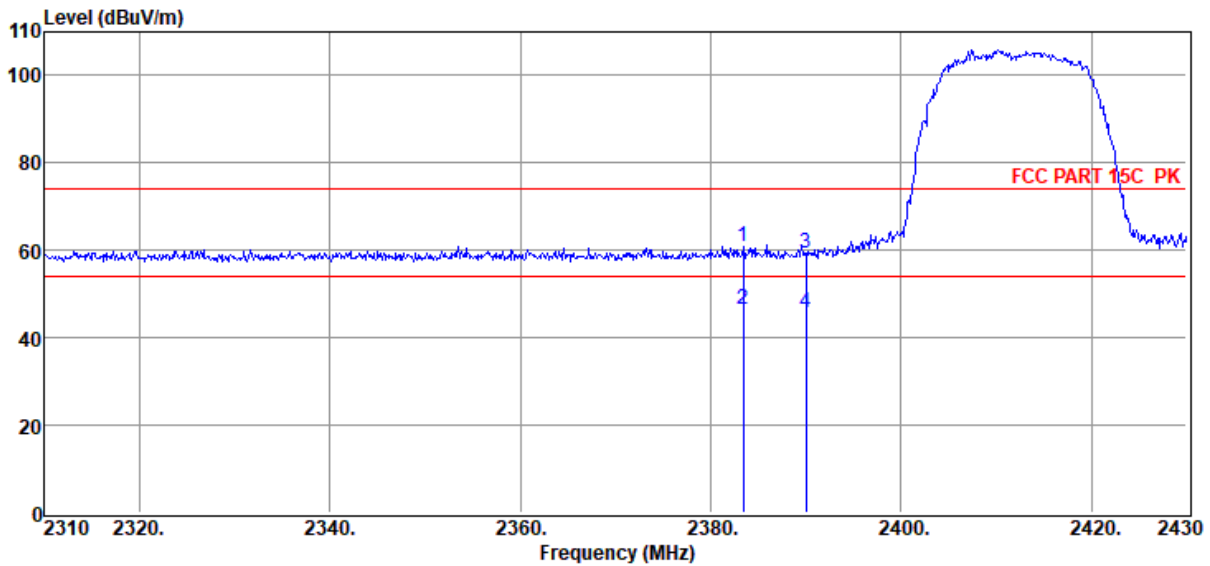
Item (Mark)	Freq. (MHz)	Read Level (dBuV)	Antenna Factor (dB/m)	PRM Factor dB	Cable Loss dB	Filter Factor dB	Result Level (dBuV/m)	Limit Line (dBuV/m)	Over Limit (dB)	Detector	Polarization
1	2375.40	50.63	27.38	39.59	1.71	0.72	60.85	74.00	-13.15	Peak	HORIZONTAL
2	2375.40	37.90	27.38	39.59	1.71	0.72	48.12	54.00	-5.88	Average	HORIZONTAL
3	2390.04	48.97	27.40	39.60	1.71	0.72	59.20	74.00	-14.80	Peak	HORIZONTAL
4	2390.04	37.33	27.40	39.60	1.71	0.72	47.56	54.00	-6.44	Average	HORIZONTAL

Note: 1. Result Level = Read Level + Antenna Factor + Cable loss + Filter Factor - PRM Factor.
 2. If Peak Result complies with AV limit, AV Result is deemed to comply with AV limit.
 3. Test setup: RBW: 1 MHz, VBW: 3 MHz, Sweep time: auto.

TR-4-E-009 Radiated Emission Test Result

Test Site : DDT 3m Chamber 3# D:\E3 6.111\2022 Report Data\Q22071330-2E BoomBox 3\FCC ABOVE 1G 2.4G.EM6
Test Date : 2022-07-19 **Tested By** : James Gan
EUT : Wireless Speaker **Model Number** : BOOMBOX 3 Wi-Fi
Power Supply : AC 120V/60Hz **Test Mode** : Tx Mode
Condition : Temp:23°C,Humi:57.3%,Press:100.3kPa **Antenna/Distance** : 2021 BBHA 9120D 3#/3m/VERTICAL
Memo : 11G ANT2 2412

Data: 14



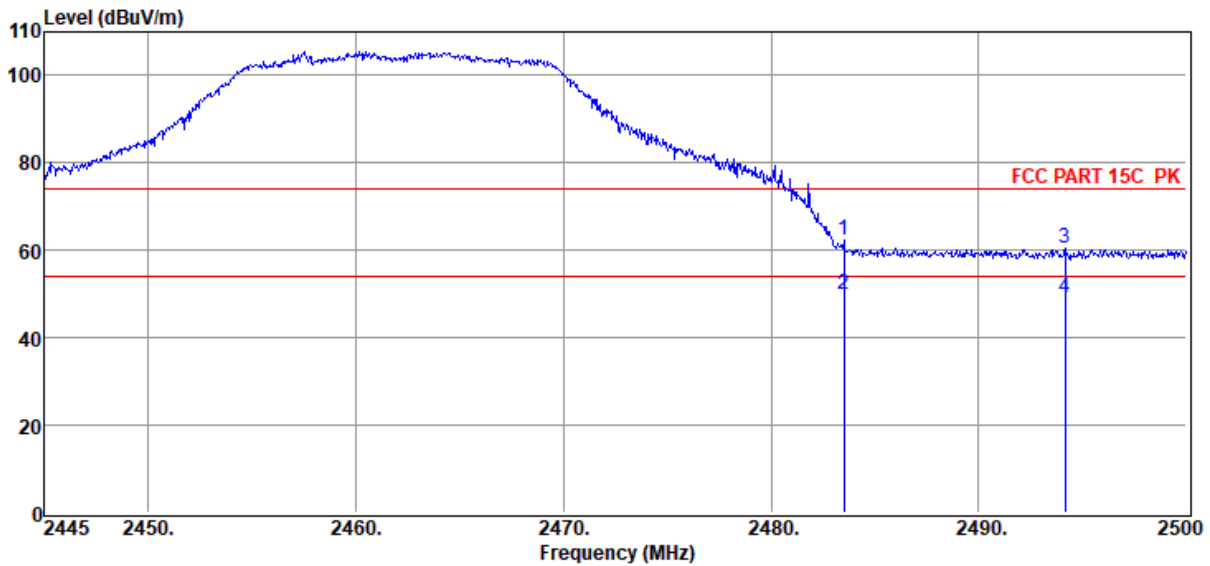
Item (Mark)	Freq. (MHz)	Read Level (dBuV)	Antenna Factor (dB/m)	PRM Factor dB	Cable Loss dB	Filter Factor dB	Result Level (dBuV/m)	Limit Line (dBuV/m)	Over Limit (dB)	Detector	Polarization
1	2383.44	50.79	27.39	39.59	1.71	0.72	61.02	74.00	-12.98	Peak	VERTICAL
2	2383.44	36.22	27.39	39.59	1.71	0.72	46.45	54.00	-7.55	Average	VERTICAL
3	2390.04	49.21	27.40	39.60	1.71	0.72	59.44	74.00	-14.56	Peak	VERTICAL
4	2390.04	35.47	27.40	39.60	1.71	0.72	45.70	54.00	-8.30	Average	VERTICAL

Note: 1. Result Level = Read Level + Antenna Factor + Cable loss + Filter Factor - PRM Factor.
 2. If Peak Result complies with AV limit, AV Result is deemed to comply with AV limit.
 3. Test setup: RBW: 1 MHz, VBW: 3 MHz, Sweep time: auto.

TR-4-E-009 Radiated Emission Test Result

Test Site : DDT 3m Chamber 3# D:\E3 6.111\2022 Report Data\Q22071330-2E BoomBox 3\FCC ABOVE 1G 2.4G.EM6
Test Date : 2022-07-19 **Tested By** : James Gan
EUT : Wireless Speaker **Model Number** : BOOMBOX 3 Wi-Fi
Power Supply : AC 120V/60Hz **Test Mode** : Tx Mode
Condition : Temp:23°C,Humi:57.3%,Press:100.3kPa **Antenna/Distance** : 2021 BBHA 9120D
3#/3m/HORIZONTAL
Memo : 11G ANT2 2462

Data: 15



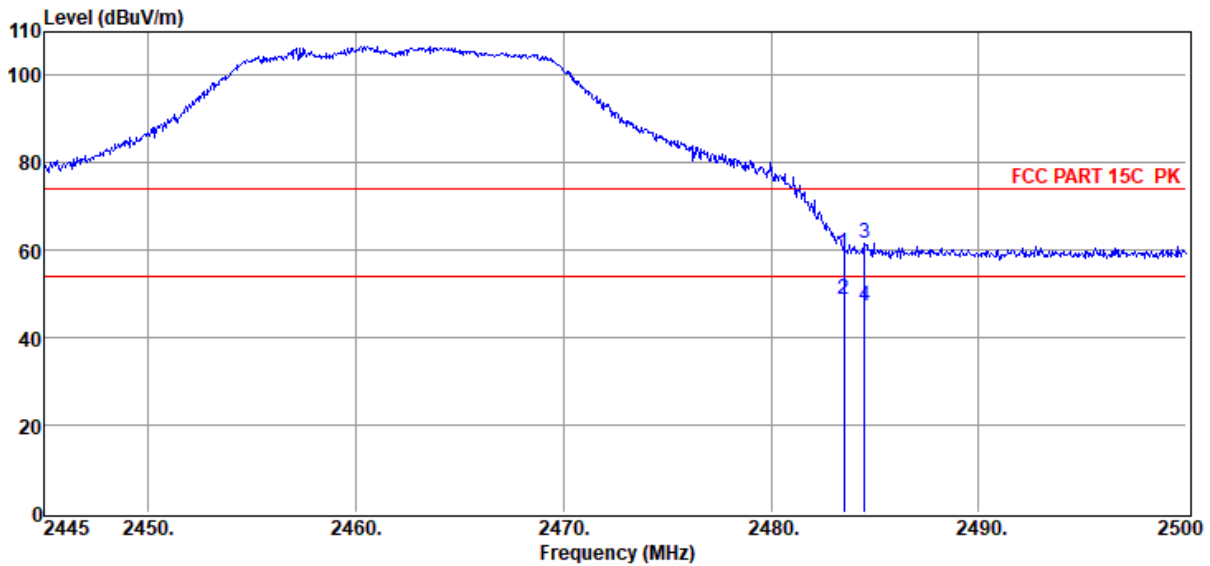
Item (Mark)	Freq. (MHz)	Read Level (dBuV)	Antenna Factor (dB/m)	PRM Factor dB	Cable Loss dB	Filter Factor dB	Result Level (dBuV/m)	Limit Line (dBuV/m)	Over Limit (dB)	Detector	Polarization
1	2483.50	51.79	27.57	39.64	1.74	0.73	62.19	74.00	-11.81	Peak	HORIZONTAL
2	2483.50	39.67	27.57	39.64	1.74	0.73	50.07	54.00	-3.93	Average	HORIZONTAL
3	2494.17	50.00	27.59	39.65	1.74	0.73	60.41	74.00	-13.59	Peak	HORIZONTAL
4	2494.17	38.63	27.59	39.65	1.74	0.73	49.04	54.00	-4.96	Average	HORIZONTAL

Note: 1. Result Level = Read Level + Antenna Factor + Cable loss + Filter Factor - PRM Factor.
 2. If Peak Result complies with AV limit, AV Result is deemed to comply with AV limit.
 3. Test setup: RBW: 1 MHz, VBW: 3 MHz, Sweep time: auto.

TR-4-E-009 Radiated Emission Test Result

Test Site : DDT 3m Chamber 3# D:\E3 6.111\2022 Report Data\Q22071330-2E BoomBox 3\FCC ABOVE 1G 2.4G.EM6
Test Date : 2022-07-19 **Tested By** : James Gan
EUT : Wireless Speaker **Model Number** : BOOMBOX 3 Wi-Fi
Power Supply : AC 120V/60Hz **Test Mode** : Tx Mode
Condition : Temp:23°C,Humi:57.3%,Press:100.3kPa **Antenna/Distance** : 2021 BBHA 9120D 3#/3m/VERTICAL
Memo : 11G ANT2 2462

Data: 16



Item (Mark)	Freq. (MHz)	Read Level (dBuV)	Antenna Factor (dB/m)	PRM Factor dB	Cable Loss dB	Filter Factor dB	Result Level (dBuV/m)	Limit Line (dBuV/m)	Over Limit (dB)	Detector	Polarization
1	2483.50	49.04	27.57	39.64	1.74	0.73	59.44	74.00	-14.56	Peak	VERTICAL
2	2483.50	38.46	27.57	39.64	1.74	0.73	48.86	54.00	-5.14	Average	VERTICAL
3	2484.49	51.13	27.57	39.64	1.74	0.73	61.53	74.00	-12.47	Peak	VERTICAL
4	2484.49	36.79	27.57	39.64	1.74	0.73	47.19	54.00	-6.81	Average	VERTICAL

Note: 1. Result Level = Read Level + Antenna Factor + Cable loss + Filter Factor - PRM Factor.
 2. If Peak Result complies with AV limit, AV Result is deemed to comply with AV limit.
 3. Test setup: RBW: 1 MHz, VBW: 3 MHz, Sweep time: auto.

TR-4-E-009 Radiated Emission Test Result

Test Site : DDT 3m Chamber 3#

D:\E3 6.111\2022 Report Data\Q22071330-2E BoomBox
3\FCC ABOVE 1G 2.4G.EM6

Test Date : 2022-07-19

Tested By : James Gan

EUT : Wireless Speaker

Model Number : BOOMBOX 3 Wi-Fi

Power Supply : AC 120V/60Hz

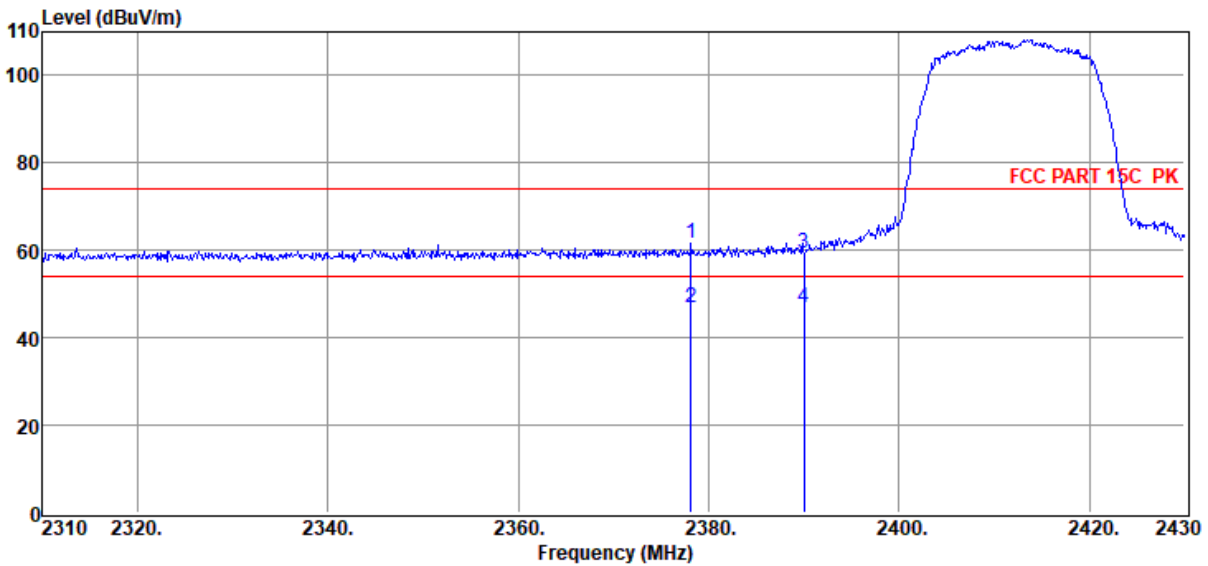
Test Mode : Tx Mode

Condition : Temp:23°C,Humi:57.3%,Press:100.3kPa

Antenna/Distance : 2021 BBHA 9120D
3#/3m/HORIZONTAL

Memo : 11N20 2412

Data: 17



Item (Mark)	Freq. (MHz)	Read Level (dBuV)	Antenna Factor (dB/m)	PRM Factor dB	Cable Loss dB	Filter Factor dB	Result Level (dBuV/m)	Limit Line (dBuV/m)	Over Limit (dB)	Detector	Polarization
1	2378.16	51.25	27.38	39.59	1.71	0.72	61.47	74.00	-12.53	Peak	HORIZONTAL
2	2378.16	36.59	27.38	39.59	1.71	0.72	46.81	54.00	-7.19	Average	HORIZONTAL
3	2390.04	49.20	27.40	39.60	1.71	0.72	59.43	74.00	-14.57	Peak	HORIZONTAL
4	2390.04	36.48	27.40	39.60	1.71	0.72	46.71	54.00	-7.29	Average	HORIZONTAL

Note: 1. Result Level = Read Level + Antenna Factor + Cable loss + Filter Factor - PRM Factor.

2. If Peak Result complies with AV limit, AV Result is deemed to comply with AV limit.

3. Test setup: RBW: 1 MHz, VBW: 3 MHz, Sweep time: auto.

TR-4-E-009 Radiated Emission Test Result

Test Site : DDT 3m Chamber 3#

D:\E3 6.111\2022 Report Data\Q22071330-2E BoomBox
3\FCC ABOVE 1G 2.4G.EM6

Test Date : 2022-07-19

Tested By : James Gan

EUT : Wireless Speaker

Model Number : BOOMBOX 3 Wi-Fi

Power Supply : AC 120V/60Hz

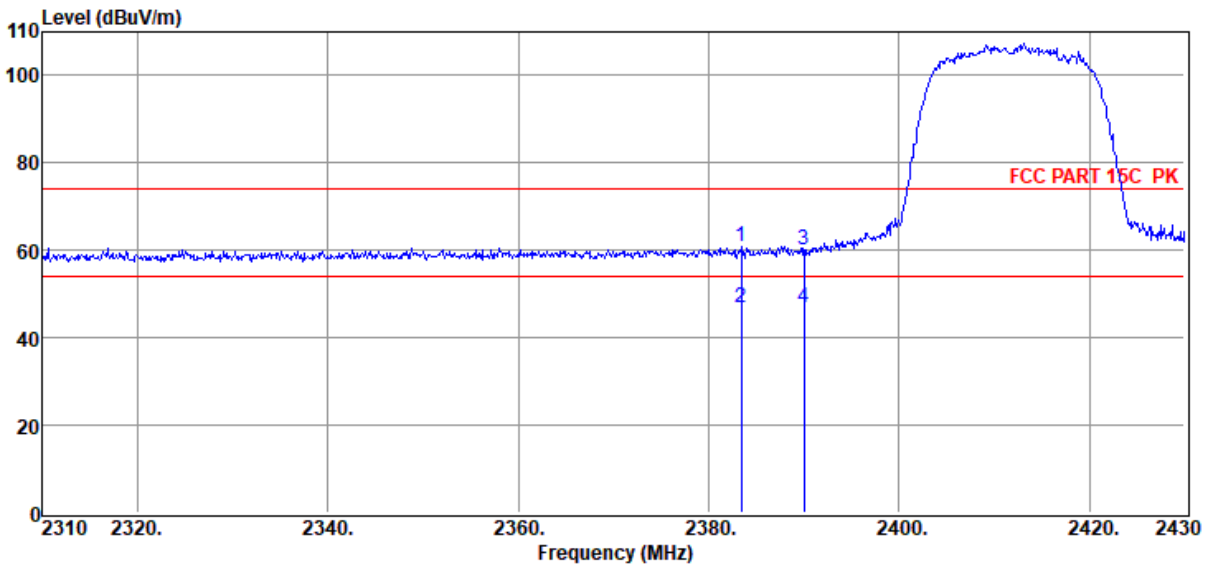
Test Mode : Tx Mode

Condition : Temp:23°C,Humi:57.3%,Press:100.3kPa

Antenna/Distance : 2021 BBHA 9120D 3#/3m/VERTICAL

Memo : 11N20 2412

Data: 18



Item (Mark)	Freq. (MHz)	Read Level (dBuV)	Antenna Factor (dB/m)	PRM Factor dB	Cable Loss dB	Filter Factor dB	Result Level (dBuV/m)	Limit Line (dBuV/m)	Over Limit (dB)	Detector	Polarization
1	2383.44	50.69	27.39	39.59	1.71	0.72	60.92	74.00	-13.08	Peak	VERTICAL
2	2383.44	36.62	27.39	39.59	1.71	0.72	46.85	54.00	-7.15	Average	VERTICAL
3	2390.04	50.06	27.40	39.60	1.71	0.72	60.29	74.00	-13.71	Peak	VERTICAL
4	2390.04	36.59	27.40	39.60	1.71	0.72	46.82	54.00	-7.18	Average	VERTICAL

Note: 1. Result Level = Read Level + Antenna Factor + Cable loss + Filter Factor - PRM Factor.

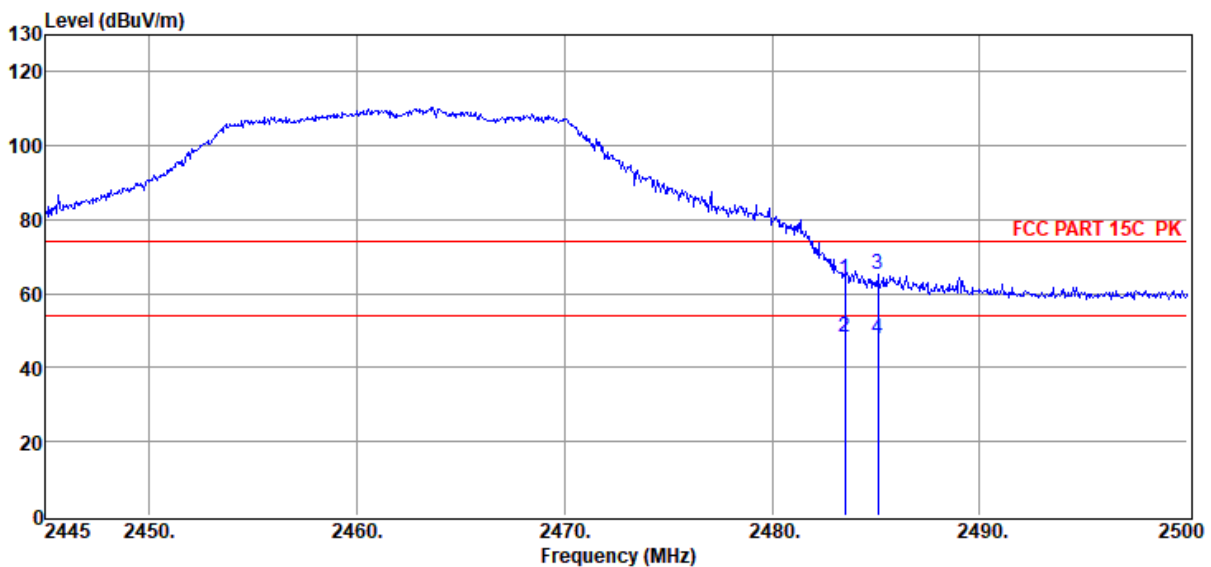
2. If Peak Result complies with AV limit, AV Result is deemed to comply with AV limit.

3. Test setup: RBW: 1 MHz, VBW: 3 MHz, Sweep time: auto.

TR-4-E-009 Radiated Emission Test Result

Test Site : DDT 3m Chamber 3# D:\E3 6.111\2022 Report Data\Q22071330-2E BoomBox 3\FCC ABOVE 1G 2.4G.EM6
Test Date : 2022-07-19 **Tested By** : James Gan
EUT : Wireless Speaker **Model Number** : BOOMBOX 3 Wi-Fi
Power Supply : AC 120V/60Hz **Test Mode** : Tx Mode
Condition : Temp:23°C,Humi:57.3%,Press:100.3kPa **Antenna/Distance** : 2021 BBHA 9120D
3#/3m/HORIZONTAL
Memo : 11N20 2462

Data: 19



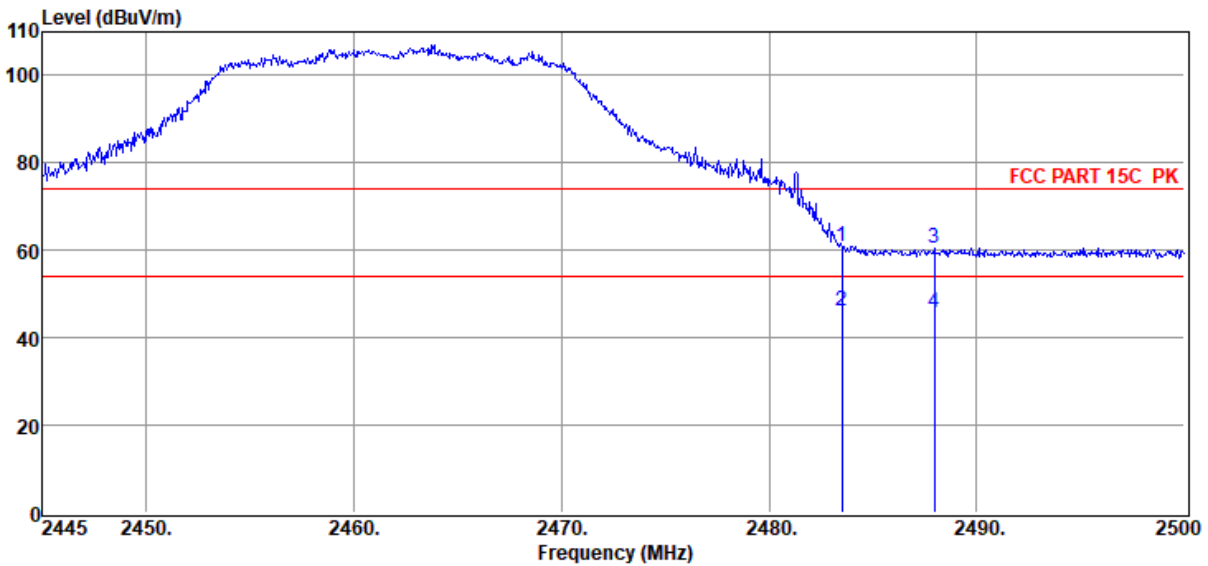
Item (Mark)	Freq. (MHz)	Read Level (dBuV)	Antenna Factor (dB/m)	PRM Factor dB	Cable Loss dB	Filter Factor dB	Result Level (dBuV/m)	Limit Line (dBuV/m)	Over Limit (dB)	Detector	Polarization
1	2483.50	53.47	27.57	39.64	1.74	0.73	63.87	74.00	-10.13	Peak	HORIZONTAL
2	2483.50	38.05	27.57	39.64	1.74	0.73	48.45	54.00	-5.55	Average	HORIZONTAL
3	2485.10	54.96	27.57	39.64	1.74	0.73	65.36	74.00	-8.64	Peak	HORIZONTAL
4	2485.10	37.39	27.57	39.64	1.74	0.73	47.79	54.00	-6.21	Average	HORIZONTAL

Note: 1. Result Level = Read Level + Antenna Factor + Cable loss + Filter Factor - PRM Factor.
 2. If Peak Result complies with AV limit, AV Result is deemed to comply with AV limit.
 3. Test setup: RBW: 1 MHz, VBW: 3 MHz, Sweep time: auto.

TR-4-E-009 Radiated Emission Test Result

Test Site : DDT 3m Chamber 3# D:\E3 6.111\2022 Report Data\Q22071330-2E BoomBox 3\FCC ABOVE 1G 2.4G.EM6
Test Date : 2022-07-19 **Tested By** : James Gan
EUT : Wireless Speaker **Model Number** : BOOMBOX 3 Wi-Fi
Power Supply : AC 120V/60Hz **Test Mode** : Tx Mode
Condition : Temp:23°C,Humi:57.3%,Press:100.3kPa **Antenna/Distance** : 2021 BBHA 9120D 3#/3m/VERTICAL
Memo : 11N20 2462

Data: 20



Item (Mark)	Freq. (MHz)	Read Level (dBuV)	Antenna Factor (dB/m)	PRM Factor dB	Cable Loss dB	Filter Factor dB	Result Level (dBuV/m)	Limit Line (dBuV/m)	Over Limit (dB)	Detector	Polarization
1	2483.50	50.42	27.57	39.64	1.74	0.73	60.82	74.00	-13.18	Peak	VERTICAL
2	2483.50	35.68	27.57	39.64	1.74	0.73	46.08	54.00	-7.92	Average	VERTICAL
3	2487.96	49.95	27.58	39.64	1.74	0.73	60.36	74.00	-13.64	Peak	VERTICAL
4	2487.96	35.50	27.58	39.64	1.74	0.73	45.91	54.00	-8.09	Average	VERTICAL

Note: 1. Result Level = Read Level + Antenna Factor + Cable loss + Filter Factor - PRM Factor.
 2. If Peak Result complies with AV limit, AV Result is deemed to comply with AV limit.
 3. Test setup: RBW: 1 MHz, VBW: 3 MHz, Sweep time: auto.

TR-4-E-009 Radiated Emission Test Result

Test Site : DDT 3m Chamber 3#

D:\E3 6.111\2022 Report Data\Q22071330-2E BoomBox
3\FCC ABOVE 1G 2.4G.EM6

Test Date : 2022-07-19

Tested By : James Gan

EUT : Wireless Speaker

Model Number : BOOMBOX 3 Wi-Fi

Power Supply : AC 120V/60Hz

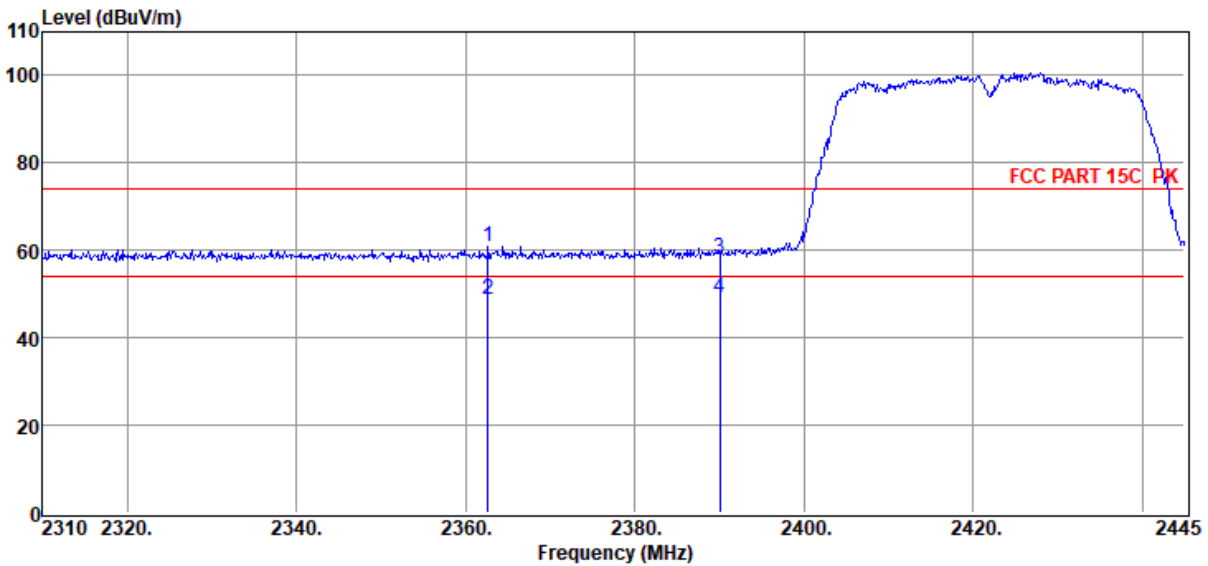
Test Mode : Tx Mode

Condition : Temp:23°C,Humi:57.3%,Press:100.3kPa

Antenna/Distance : 2021 BBHA 9120D
3#/3m/HORIZONTAL

Memo : 11N40 2422

Data: 21



Item (Mark)	Freq. (MHz)	Read Level (dBuV)	Antenna Factor (dB/m)	PRM Factor dB	Cable Loss dB	Filter Factor dB	Result Level (dBuV/m)	Limit Line (dBuV/m)	Over Limit (dB)	Detector	Polarization
1	2362.65	50.76	27.35	39.58	1.70	0.72	60.95	74.00	-13.05	Peak	HORIZONTAL
2	2362.65	38.42	27.35	39.58	1.70	0.72	48.61	54.00	-5.39	Average	HORIZONTAL
3	2390.06	48.13	27.40	39.60	1.71	0.72	58.36	74.00	-15.64	Peak	HORIZONTAL
4	2390.06	38.76	27.40	39.60	1.71	0.72	48.99	54.00	-5.01	Average	HORIZONTAL

Note: 1. Result Level = Read Level + Antenna Factor + Cable loss + Filter Factor - PRM Factor.

2. If Peak Result complies with AV limit, AV Result is deemed to comply with AV limit.

3. Test setup: RBW: 1 MHz, VBW: 3 MHz, Sweep time: auto.

TR-4-E-009 Radiated Emission Test Result

Test Site : DDT 3m Chamber 3#

D:\E3 6.111\2022 Report Data\Q22071330-2E BoomBox
3\FCC ABOVE 1G 2.4G.EM6

Test Date : 2022-07-19

Tested By : James Gan

EUT : Wireless Speaker

Model Number : BOOMBOX 3 Wi-Fi

Power Supply : AC 120V/60Hz

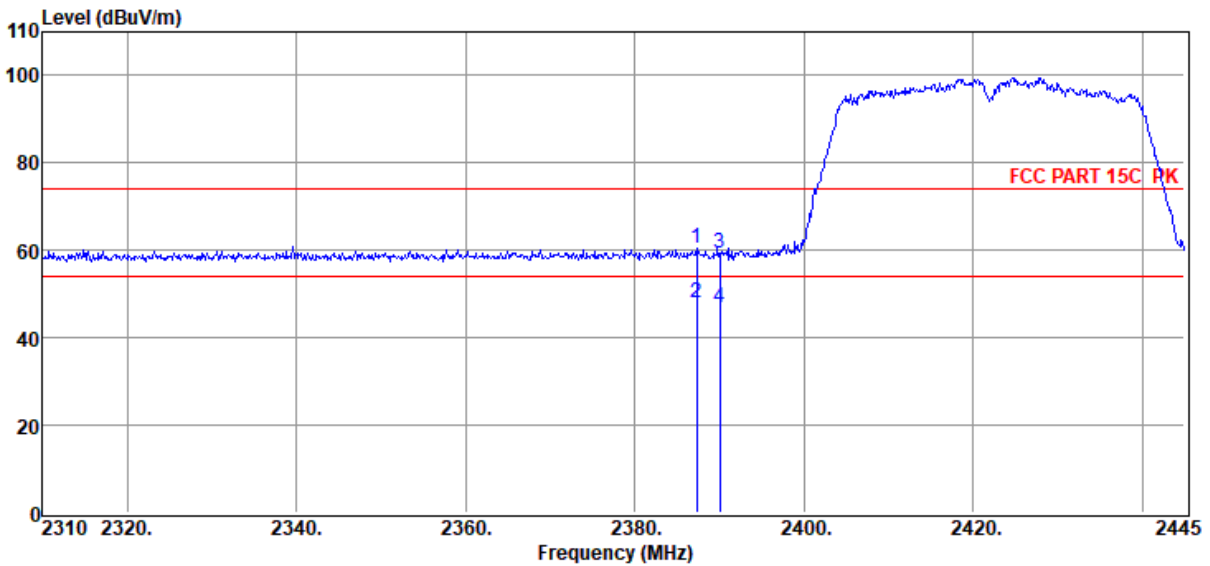
Test Mode : Tx Mode

Condition : Temp:23°C,Humi:57.3%,Press:100.3kPa

Antenna/Distance : 2021 BBHA 9120D 3#/3m/VERTICAL

Memo : 11N40 2422

Data: 22



Item (Mark)	Freq. (MHz)	Read Level (dBuV)	Antenna Factor (dB/m)	PRM Factor dB	Cable Loss dB	Filter Factor dB	Result Level (dBuV/m)	Limit Line (dBuV/m)	Over Limit (dB)	Detector	Polarization
1	2387.36	50.19	27.40	39.59	1.71	0.72	60.43	74.00	-13.57	Peak	VERTICAL
2	2387.36	37.61	27.40	39.59	1.71	0.72	47.85	54.00	-6.15	Average	VERTICAL
3	2390.06	48.94	27.40	39.60	1.71	0.72	59.17	74.00	-14.83	Peak	VERTICAL
4	2390.06	36.80	27.40	39.60	1.71	0.72	47.03	54.00	-6.97	Average	VERTICAL

Note: 1. Result Level = Read Level + Antenna Factor + Cable loss + Filter Factor - PRM Factor.

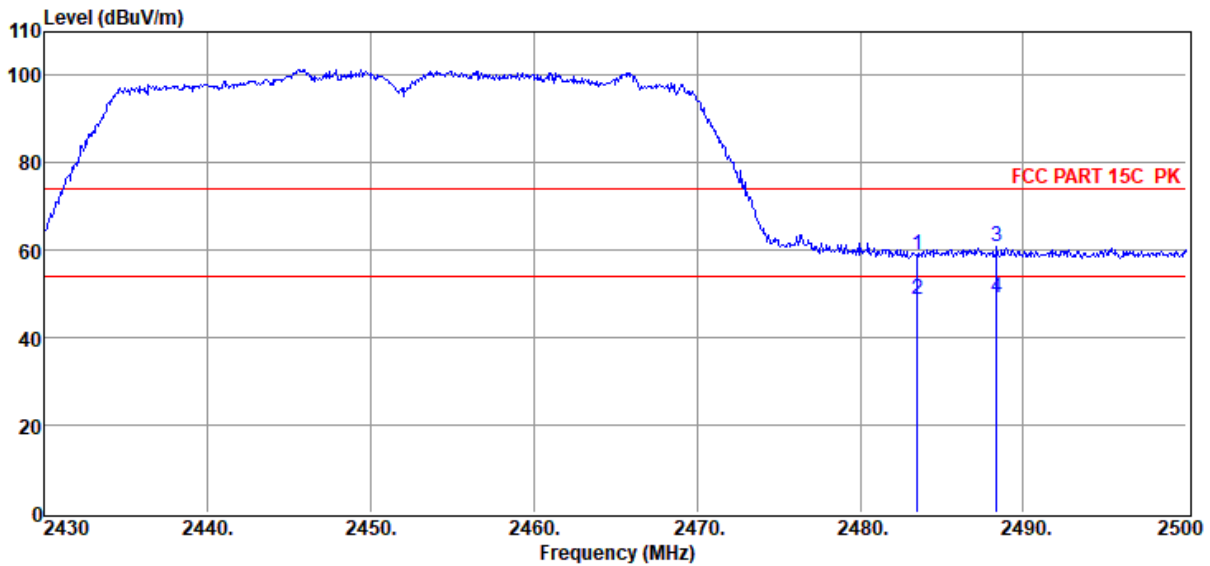
2. If Peak Result complies with AV limit, AV Result is deemed to comply with AV limit.

3. Test setup: RBW: 1 MHz, VBW: 3 MHz, Sweep time: auto.

TR-4-E-009 Radiated Emission Test Result

Test Site : DDT 3m Chamber 3# D:\E3 6.111\2022 Report Data\Q22071330-2E BoomBox 3\FCC ABOVE 1G 2.4G.EM6
Test Date : 2022-07-19 **Tested By** : James Gan
EUT : Wireless Speaker **Model Number** : BOOMBOX 3 Wi-Fi
Power Supply : AC 120V/60Hz **Test Mode** : Tx Mode
Condition : Temp:23°C,Humi:57.3%,Press:100.3kPa **Antenna/Distance** : 2021 BBHA 9120D
3#/3m/HORIZONTAL
Memo : 11N40 2452

Data: 23



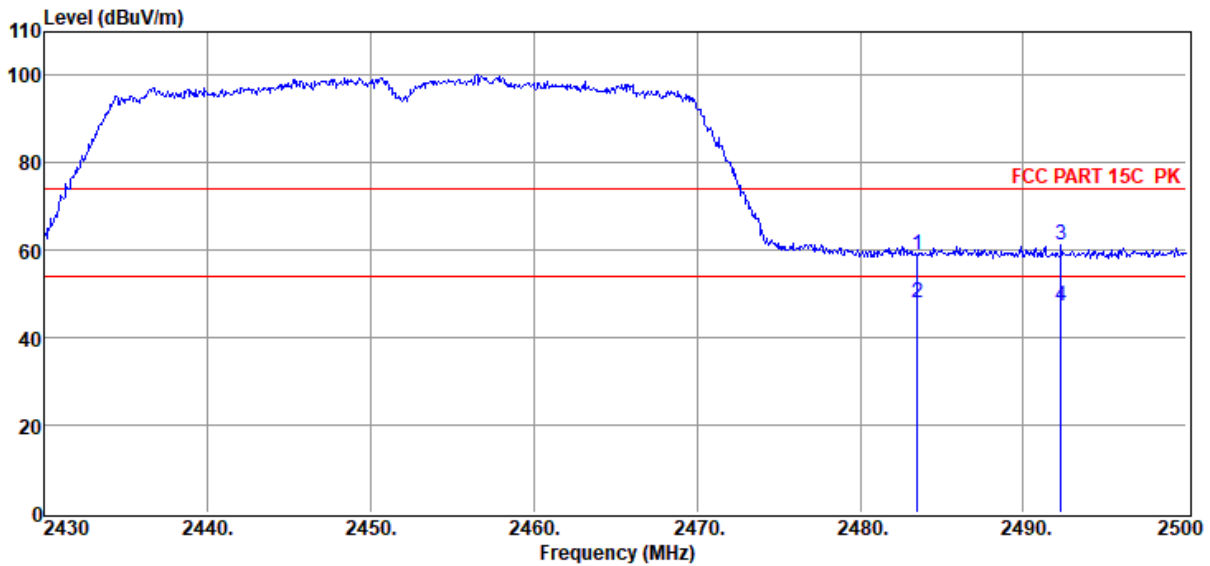
Item (Mark)	Freq. (MHz)	Read Level (dBuV)	Antenna Factor (dB/m)	PRM Factor dB	Cable Loss dB	Filter Factor dB	Result Level (dBuV/m)	Limit Line (dBuV/m)	Over Limit (dB)	Detector	Polarization
1	2483.48	48.56	27.57	39.64	1.74	0.73	58.96	74.00	-15.04	Peak	HORIZONTAL
2	2483.48	38.28	27.57	39.64	1.74	0.73	48.68	54.00	-5.32	Average	HORIZONTAL
3	2488.38	50.39	27.58	39.64	1.74	0.73	60.80	74.00	-13.20	Peak	HORIZONTAL
4	2488.38	38.55	27.58	39.64	1.74	0.73	48.96	54.00	-5.04	Average	HORIZONTAL

Note: 1. Result Level = Read Level + Antenna Factor + Cable loss + Filter Factor - PRM Factor.
 2. If Peak Result complies with AV limit, AV Result is deemed to comply with AV limit.
 3. Test setup: RBW: 1 MHz, VBW: 3 MHz, Sweep time: auto.

TR-4-E-009 Radiated Emission Test Result

Test Site : DDT 3m Chamber 3# D:\E3 6.111\2022 Report Data\Q22071330-2E BoomBox 3\FCC ABOVE 1G 2.4G.EM6
Test Date : 2022-07-19 **Tested By** : James Gan
EUT : Wireless Speaker **Model Number** : BOOMBOX 3 Wi-Fi
Power Supply : AC 120V/60Hz **Test Mode** : Tx Mode
Condition : Temp:23°C,Humi:57.3%,Press:100.3kPa **Antenna/Distance** : 2021 BBHA 9120D 3#/3m/VERTICAL
Memo : 11N40 2452

Data: 24



Item (Mark)	Freq. (MHz)	Read Level (dBuV)	Antenna Factor (dB/m)	PRM Factor dB	Cable Loss dB	Filter Factor dB	Result Level (dBuV/m)	Limit Line (dBuV/m)	Over Limit (dB)	Detector	Polarization
1	2483.48	48.40	27.57	39.64	1.74	0.73	58.80	74.00	-15.20	Peak	VERTICAL
2	2483.48	37.43	27.57	39.64	1.74	0.73	47.83	54.00	-6.17	Average	VERTICAL
3	2492.30	50.85	27.59	39.65	1.74	0.73	61.26	74.00	-12.74	Peak	VERTICAL
4	2492.30	36.83	27.59	39.65	1.74	0.73	47.24	54.00	-6.76	Average	VERTICAL

Note: 1. Result Level = Read Level + Antenna Factor + Cable loss + Filter Factor - PRM Factor.
 2. If Peak Result complies with AV limit, AV Result is deemed to comply with AV limit.
 3. Test setup: RBW: 1 MHz, VBW: 3 MHz, Sweep time: auto.

TR-4-E-009 Radiated Emission Test Result

Test Site : DDT 3m Chamber 3#

D:\E3 6.111\2022 Report Data\Q22071330-2E BoomBox
3\FCC ABOVE 1G 2.4G.EM6

Test Date : 2022-07-20

Tested By : James Gan

EUT : Wireless Speaker

Model Number : BOOMBOX 3 Wi-Fi

Power Supply : AC 120V/60Hz

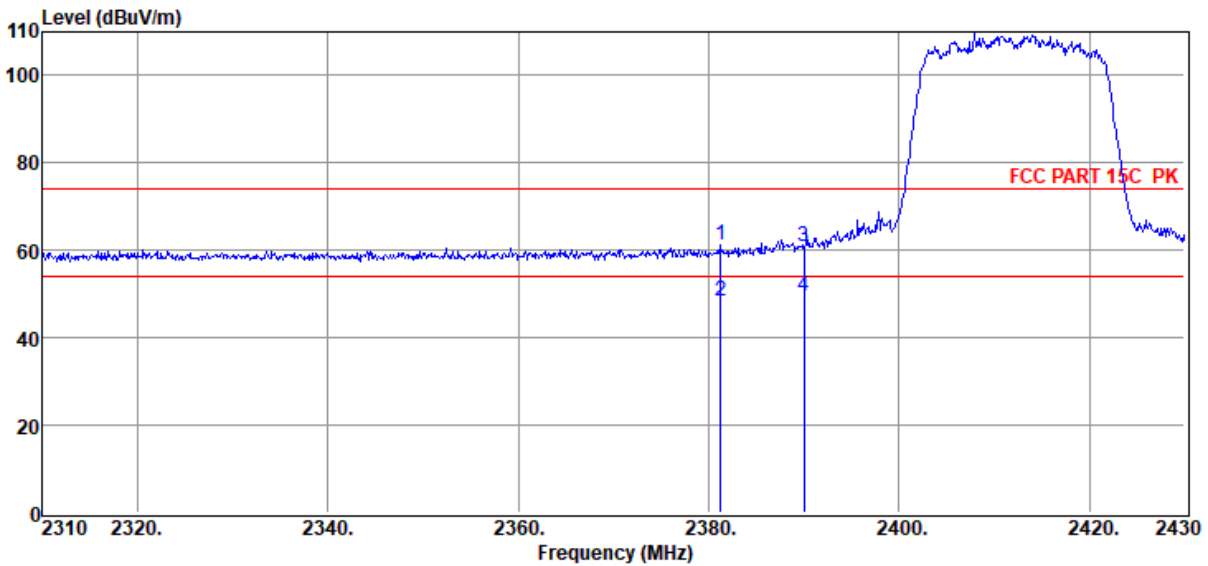
Test Mode : Tx Mode

Condition : Temp:23°C,Humi:57.3%,Press:100.3kPa

Antenna/Distance : 2021 BBHA 9120D
3#/3m/HORIZONTAL

Memo : 11AX20 2412

Data: 25



Item (Mark)	Freq. (MHz)	Read Level (dBuV)	Antenna Factor (dB/m)	PRM Factor dB	Cable Loss dB	Filter Factor dB	Result Level (dBuV/m)	Limit Line (dBuV/m)	Over Limit (dB)	Detector	Polarization
1	2381.28	50.97	27.39	39.59	1.71	0.72	61.20	74.00	-12.80	Peak	HORIZONTAL
2	2381.28	38.25	27.39	39.59	1.71	0.72	48.48	54.00	-5.52	Average	HORIZONTAL
3	2390.04	50.76	27.40	39.60	1.71	0.72	60.99	74.00	-13.01	Peak	HORIZONTAL
4	2390.04	39.35	27.40	39.60	1.71	0.72	49.58	54.00	-4.42	Average	HORIZONTAL

Note: 1. Result Level = Read Level + Antenna Factor + Cable loss + Filter Factor - PRM Factor.

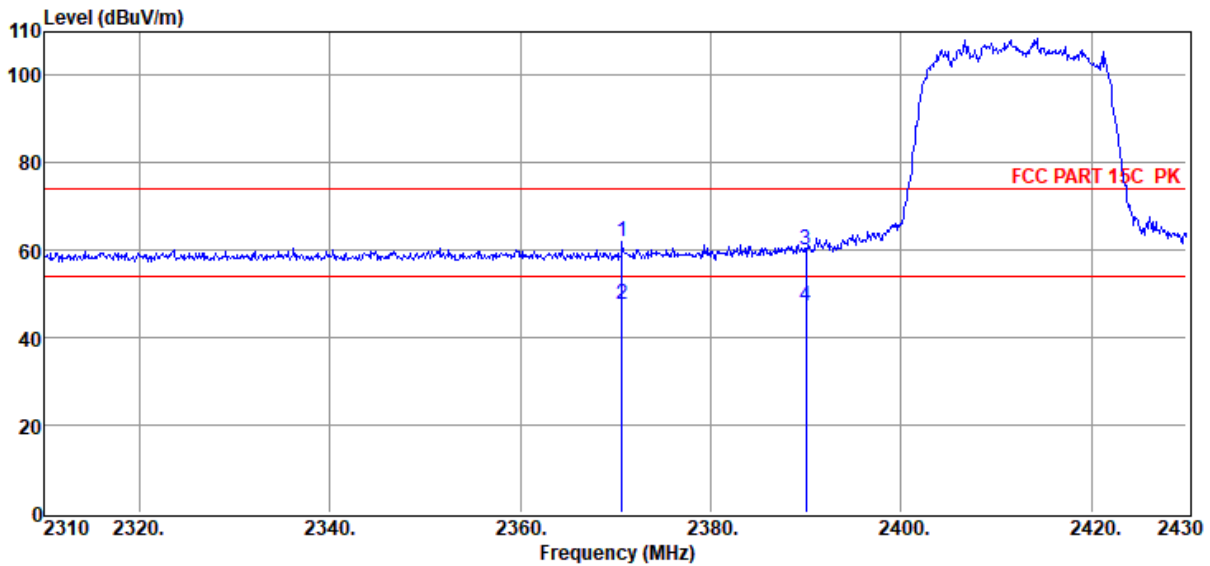
2. If Peak Result complies with AV limit, AV Result is deemed to comply with AV limit.

3. Test setup: RBW: 1 MHz, VBW: 3 MHz, Sweep time: auto.

TR-4-E-009 Radiated Emission Test Result

Test Site : DDT 3m Chamber 3# D:\E3 6.111\2022 Report Data\Q22071330-2E BoomBox 3\FCC ABOVE 1G 2.4G.EM6
Test Date : 2022-07-20 **Tested By** : James Gan
EUT : Wireless Speaker **Model Number** : BOOMBOX 3 Wi-Fi
Power Supply : AC 120V/60Hz **Test Mode** : Tx Mode
Condition : Temp:23°C,Humi:57.3%,Press:100.3kPa **Antenna/Distance** : 2021 BBHA 9120D 3#/3m/VERTICAL
Memo : 11AX20 2412

Data: 26



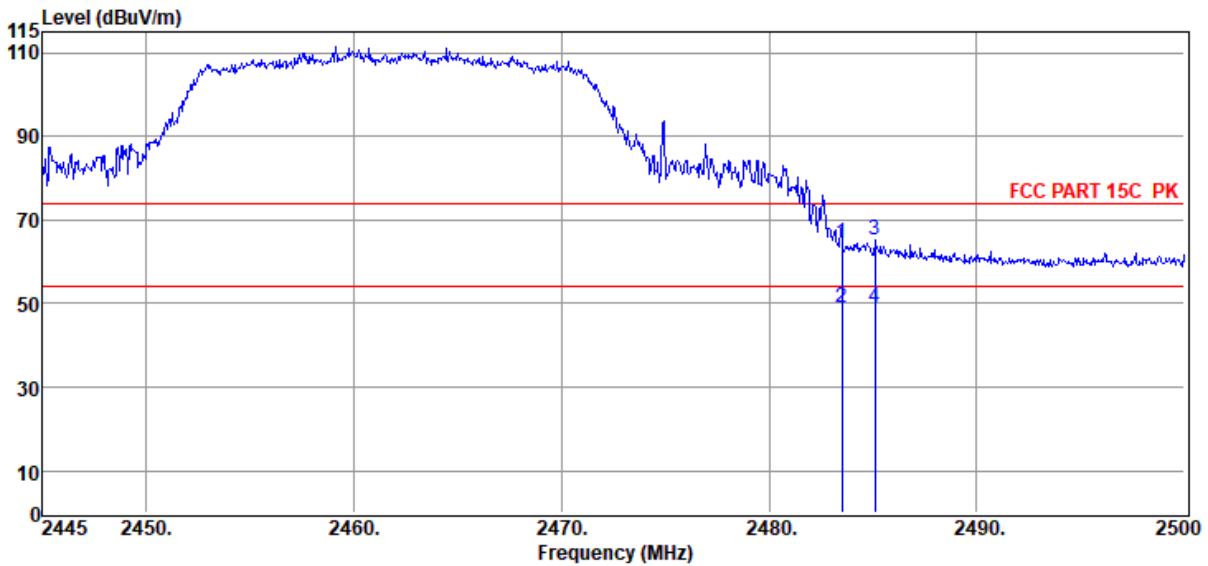
Item (Mark)	Freq. (MHz)	Read Level (dBuV)	Antenna Factor (dB/m)	PRM Factor dB	Cable Loss dB	Filter Factor dB	Result Level (dBuV/m)	Limit Line (dBuV/m)	Over Limit (dB)	Detector	Polarization
1	2370.72	51.65	27.37	39.59	1.70	0.72	61.85	74.00	-12.15	Peak	VERTICAL
2	2370.72	37.38	27.37	39.59	1.70	0.72	47.58	54.00	-6.42	Average	VERTICAL
3	2390.04	49.99	27.40	39.60	1.71	0.72	60.22	74.00	-13.78	Peak	VERTICAL
4	2390.04	37.12	27.40	39.60	1.71	0.72	47.35	54.00	-6.65	Average	VERTICAL

Note: 1. Result Level = Read Level + Antenna Factor + Cable loss + Filter Factor - PRM Factor.
 2. If Peak Result complies with AV limit, AV Result is deemed to comply with AV limit.
 3. Test setup: RBW: 1 MHz, VBW: 3 MHz, Sweep time: auto.

TR-4-E-009 Radiated Emission Test Result

Test Site : DDT 3m Chamber 3# D:\E3 6.111\2022 Report Data\Q22071330-2E BoomBox 3\FCC ABOVE 1G 2.4G.EM6
Test Date : 2022-07-20 **Tested By** : James Gan
EUT : Wireless Speaker **Model Number** : BOOMBOX 3 Wi-Fi
Power Supply : AC 120V/60Hz **Test Mode** : Tx Mode
Condition : Temp:23°C,Humi:57.3%,Press:100.3kPa **Antenna/Distance** : 2021 BBHA 9120D
3#/3m/HORIZONTAL
Memo : 11AX20 2462

Data: 27



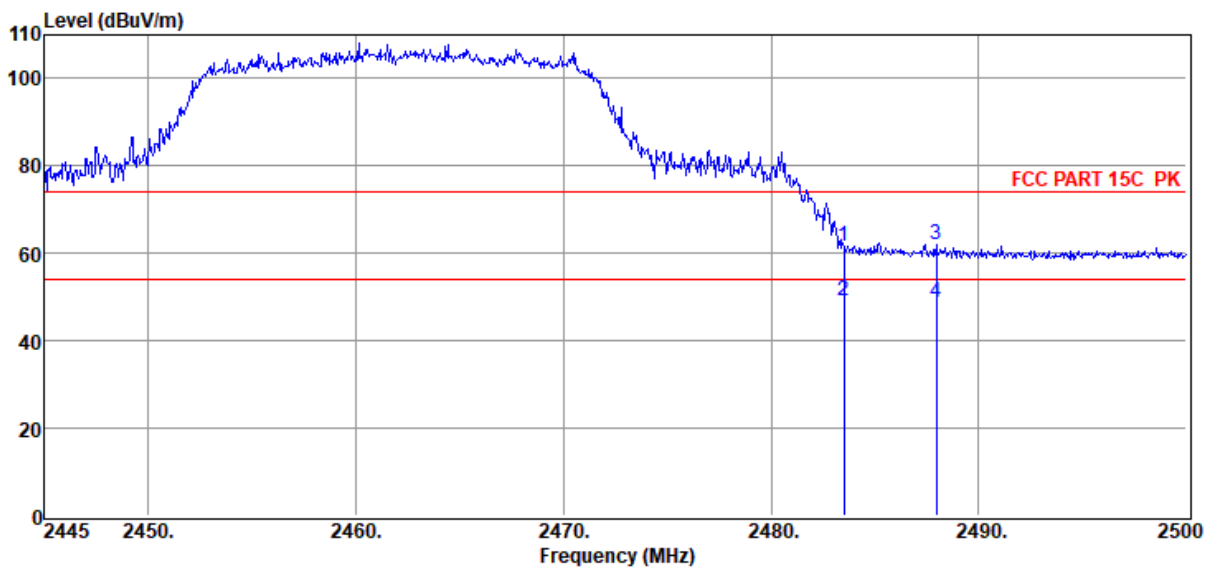
Item (Mark)	Freq. (MHz)	Read Level (dBuV)	Antenna Factor (dB/m)	PRM Factor dB	Cable Loss dB	Filter Factor dB	Result Level (dBuV/m)	Limit Line (dBuV/m)	Over Limit (dB)	Detector	Polarization
1	2483.50	54.11	27.57	39.64	1.74	0.73	64.51	74.00	-9.49	Peak	HORIZONTAL
2	2483.50	38.49	27.57	39.64	1.74	0.73	48.89	54.00	-5.11	Average	HORIZONTAL
3	2485.10	54.77	27.57	39.64	1.74	0.73	65.17	74.00	-8.83	Peak	HORIZONTAL
4	2485.10	38.67	27.57	39.64	1.74	0.73	49.07	54.00	-4.93	Average	HORIZONTAL

Note: 1. Result Level = Read Level + Antenna Factor + Cable loss + Filter Factor - PRM Factor.
 2. If Peak Result complies with AV limit, AV Result is deemed to comply with AV limit.
 3. Test setup: RBW: 1 MHz, VBW: 3 MHz, Sweep time: auto.

TR-4-E-009 Radiated Emission Test Result

Test Site : DDT 3m Chamber 3# D:\E3 6.111\2022 Report Data\Q22071330-2E BoomBox 3\FCC ABOVE 1G 2.4G.EM6
Test Date : 2022-07-20 **Tested By** : James Gan
EUT : Wireless Speaker **Model Number** : BOOMBOX 3 Wi-Fi
Power Supply : AC 120V/60Hz **Test Mode** : Tx Mode
Condition : Temp:23°C,Humi:57.3%,Press:100.3kPa **Antenna/Distance** : 2021 BBHA 9120D 3#/3m/VERTICAL
Memo : 11AX20 2462

Data: 28



Item (Mark)	Freq. (MHz)	Read Level (dBuV)	Antenna Factor (dB/m)	PRM Factor dB	Cable Loss dB	Filter Factor dB	Result Level (dBuV/m)	Limit Line (dBuV/m)	Over Limit (dB)	Detector	Polarization
1	2483.50	51.31	27.57	39.64	1.74	0.73	61.71	74.00	-12.29	Peak	VERTICAL
2	2483.50	38.83	27.57	39.64	1.74	0.73	49.23	54.00	-4.77	Average	VERTICAL
3	2487.96	51.67	27.58	39.64	1.74	0.73	62.08	74.00	-11.92	Peak	VERTICAL
4	2487.96	38.40	27.58	39.64	1.74	0.73	48.81	54.00	-5.19	Average	VERTICAL

Note: 1. Result Level = Read Level + Antenna Factor + Cable loss + Filter Factor - PRM Factor.
 2. If Peak Result complies with AV limit, AV Result is deemed to comply with AV limit.
 3. Test setup: RBW: 1 MHz, VBW: 3 MHz, Sweep time: auto.

TR-4-E-009 Radiated Emission Test Result

Test Site : DDT 3m Chamber 3#

D:\E3 6.111\2022 Report Data\Q22071330-2E BoomBox
3\FCC ABOVE 1G 2.4G.EM6

Test Date : 2022-07-20

Tested By : James Gan

EUT : Wireless Speaker

Model Number : BOOMBOX 3 Wi-Fi

Power Supply : AC 120V/60Hz

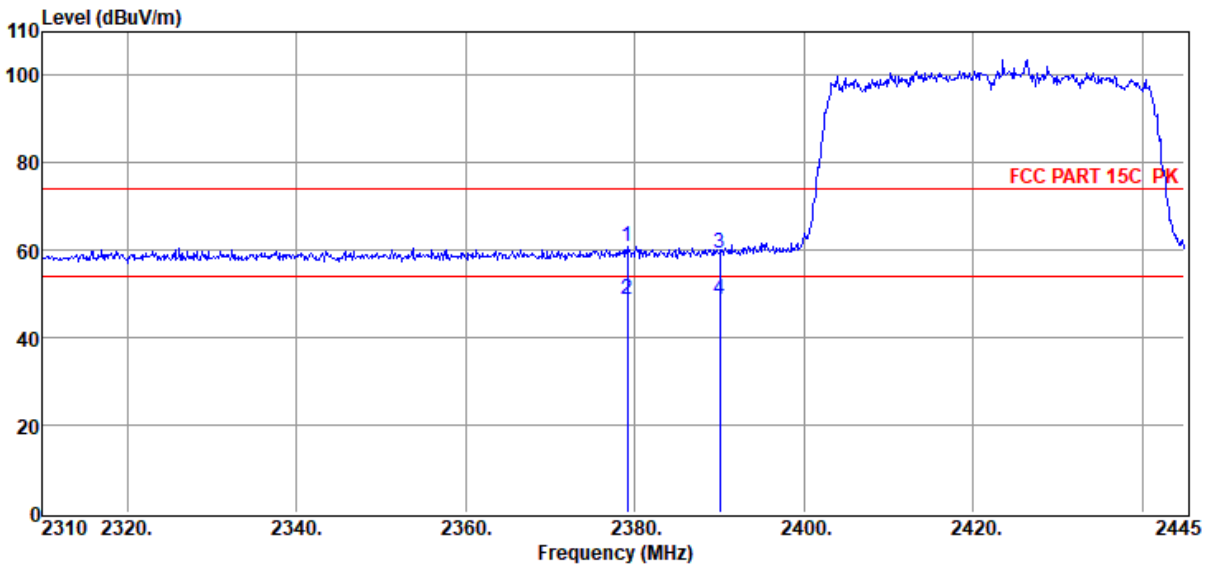
Test Mode : Tx Mode

Condition : Temp:23°C,Humi:57.3%,Press:100.3kPa

Antenna/Distance : 2021 BBHA 9120D
3#/3m/HORIZONTAL

Memo : 11AX40 2422

Data: 29



Item (Mark)	Freq. (MHz)	Read Level (dBuV)	Antenna Factor (dB/m)	PRM Factor dB	Cable Loss dB	Filter Factor dB	Result Level (dBuV/m)	Limit Line (dBuV/m)	Over Limit (dB)	Detector	Polarization
1	2379.12	50.70	27.38	39.59	1.71	0.72	60.92	74.00	-13.08	Peak	HORIZONTAL
2	2379.12	38.47	27.38	39.59	1.71	0.72	48.69	54.00	-5.31	Average	HORIZONTAL
3	2390.06	49.08	27.40	39.60	1.71	0.72	59.31	74.00	-14.69	Peak	HORIZONTAL
4	2390.06	38.37	27.40	39.60	1.71	0.72	48.60	54.00	-5.40	Average	HORIZONTAL

Note: 1. Result Level = Read Level + Antenna Factor + Cable loss + Filter Factor - PRM Factor.

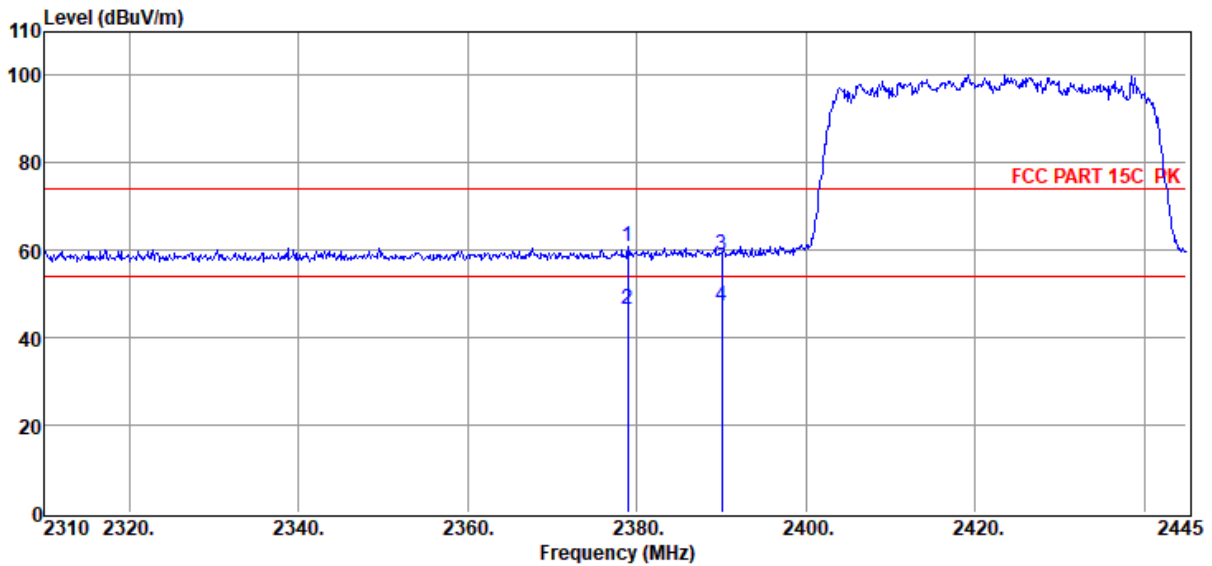
2. If Peak Result complies with AV limit, AV Result is deemed to comply with AV limit.

3. Test setup: RBW: 1 MHz, VBW: 3 MHz, Sweep time: auto.

TR-4-E-009 Radiated Emission Test Result

Test Site : DDT 3m Chamber 3# D:\E3 6.111\2022 Report Data\Q22071330-2E BoomBox 3\FCC ABOVE 1G 2.4G.EM6
Test Date : 2022-07-20 **Tested By** : James Gan
EUT : Wireless Speaker **Model Number** : BOOMBOX 3 Wi-Fi
Power Supply : AC 120V/60Hz **Test Mode** : Tx Mode
Condition : Temp:23°C,Humi:57.3%,Press:100.3kPa **Antenna/Distance** : 2021 BBHA 9120D 3#/3m/VERTICAL
Memo : 11AX40 2422

Data: 30



Item (Mark)	Freq. (MHz)	Read Level (dBuV)	Antenna Factor (dB/m)	PRM Factor dB	Cable Loss dB	Filter Factor dB	Result Level (dBuV/m)	Limit Line (dBuV/m)	Over Limit (dB)	Detector	Polarization
1	2378.99	50.65	27.38	39.59	1.71	0.72	60.87	74.00	-13.13	Peak	VERTICAL
2	2378.99	36.25	27.38	39.59	1.71	0.72	46.47	54.00	-7.53	Average	VERTICAL
3	2390.06	48.79	27.40	39.60	1.71	0.72	59.02	74.00	-14.98	Peak	VERTICAL
4	2390.06	36.99	27.40	39.60	1.71	0.72	47.22	54.00	-6.78	Average	VERTICAL

Note: 1. Result Level = Read Level + Antenna Factor + Cable loss + Filter Factor - PRM Factor.
 2. If Peak Result complies with AV limit, AV Result is deemed to comply with AV limit.
 3. Test setup: RBW: 1 MHz, VBW: 3 MHz, Sweep time: auto.

TR-4-E-009 Radiated Emission Test Result

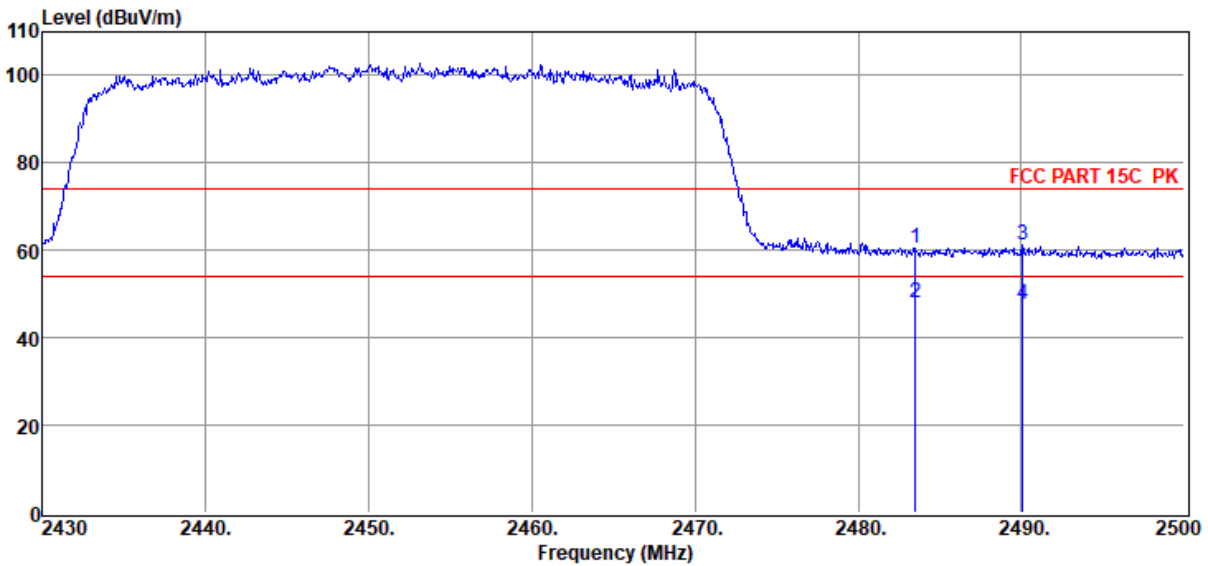
Test Site : DDT 3m Chamber 3#
Test Date : 2022-07-20
EUT : Wireless Speaker
Power Supply : AC 120V/60Hz
Condition : Temp:23°C,Humi:57.3%,Press:100.3kPa
Memo : 11AX40 2452

Antenna/Distance : 2021 BBHA 9120D
 3#/3m/HORIZONTAL

Tested By : James Gan
Model Number : BOOMBOX 3 Wi-Fi
Test Mode : Tx Mode

D:\E3 6.111\2022 Report Data\Q22071330-2E BoomBox
 3\FCC ABOVE 1G 2.4G.EM6

Data: 31



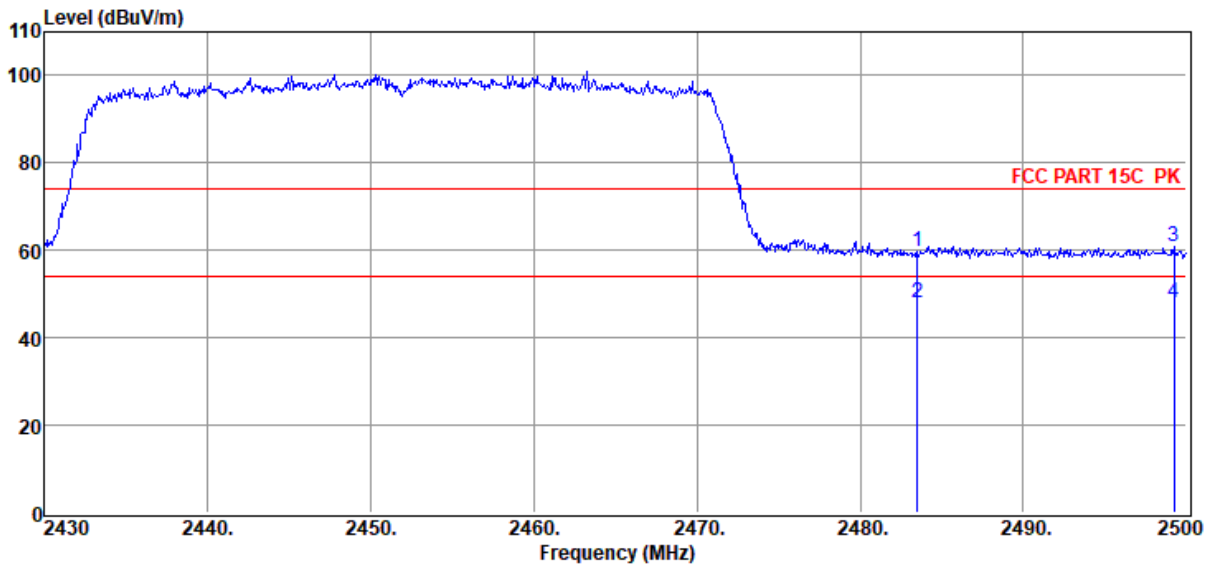
Item (Mark)	Freq. (MHz)	Read Level (dBuV)	Antenna Factor (dB/m)	PRM Factor dB	Cable Loss dB	Filter Factor dB	Result Level (dBuV/m)	Limit Line (dBuV/m)	Over Limit (dB)	Detector	Polarization
1	2483.48	49.92	27.57	39.64	1.74	0.73	60.32	74.00	-13.68	Peak	HORIZONTAL
2	2483.48	37.43	27.57	39.64	1.74	0.73	47.83	54.00	-6.17	Average	HORIZONTAL
3	2490.06	50.70	27.58	39.65	1.74	0.73	61.10	74.00	-12.90	Peak	HORIZONTAL
4	2490.06	37.17	27.58	39.65	1.74	0.73	47.57	54.00	-6.43	Average	HORIZONTAL

Note: 1. Result Level = Read Level + Antenna Factor + Cable loss + Filter Factor - PRM Factor.
 2. If Peak Result complies with AV limit, AV Result is deemed to comply with AV limit.
 3. Test setup: RBW: 1 MHz, VBW: 3 MHz, Sweep time: auto.

TR-4-E-009 Radiated Emission Test Result

Test Site : DDT 3m Chamber 3# D:\E3 6.111\2022 Report Data\Q22071330-2E BoomBox 3\FCC ABOVE 1G 2.4G.EM6
Test Date : 2022-07-20 **Tested By** : James Gan
EUT : Wireless Speaker **Model Number** : BOOMBOX 3 Wi-Fi
Power Supply : AC 120V/60Hz **Test Mode** : Tx Mode
Condition : Temp:23°C,Humi:57.3%,Press:100.3kPa **Antenna/Distance** : 2021 BBHA 9120D 3#/3m/VERTICAL
Memo : 11AX40 2452

Data: 32



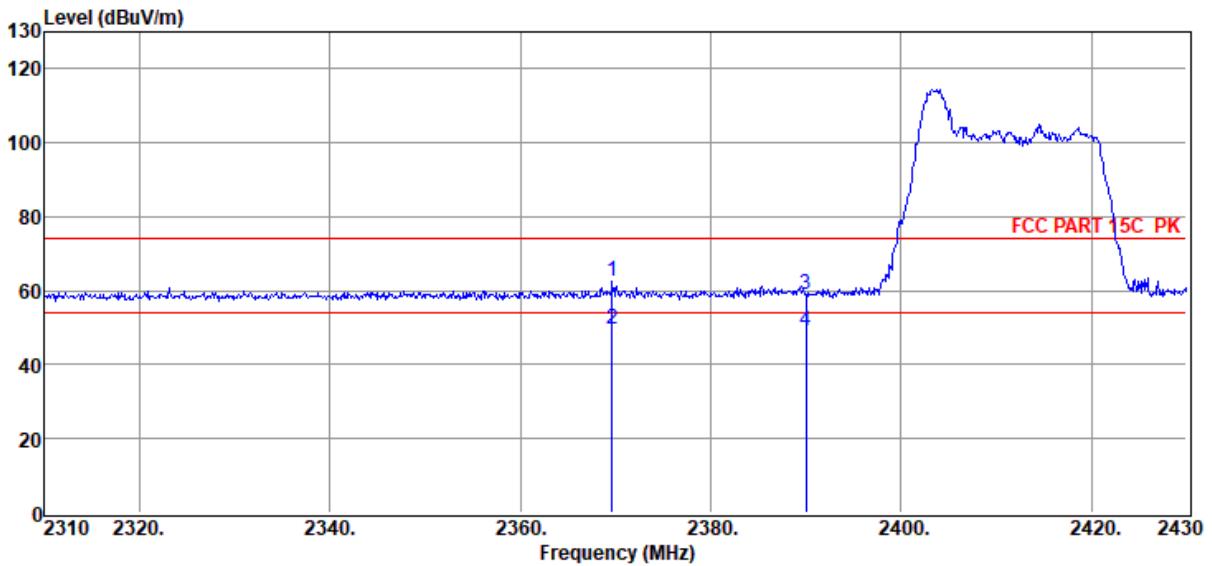
Item (Mark)	Freq. (MHz)	Read Level (dBuV)	Antenna Factor (dB/m)	PRM Factor dB	Cable Loss dB	Filter Factor dB	Result Level (dBuV/m)	Limit Line (dBuV/m)	Over Limit (dB)	Detector	Polarization
1	2483.48	49.27	27.57	39.64	1.74	0.73	59.67	74.00	-14.33	Peak	VERTICAL
2	2483.48	37.48	27.57	39.64	1.74	0.73	47.88	54.00	-6.12	Average	VERTICAL
3	2499.23	50.58	27.60	39.65	1.74	0.73	61.00	74.00	-13.00	Peak	VERTICAL
4	2499.23	37.47	27.60	39.65	1.74	0.73	47.89	54.00	-6.11	Average	VERTICAL

Note: 1. Result Level = Read Level + Antenna Factor + Cable loss + Filter Factor - PRM Factor.
 2. If Peak Result complies with AV limit, AV Result is deemed to comply with AV limit.
 3. Test setup: RBW: 1 MHz, VBW: 3 MHz, Sweep time: auto.

TR-4-E-009 Radiated Emission Test Result

Test Site : DDT 3m Chamber 3# D:\E3 6.111\2022 Report Data\Q22071330-2E BoomBox 3\FCC ABOVE 1G 2.4G.EM6
Test Date : 2022-07-20 **Tested By** : James Gan
EUT : Wireless Speaker **Model Number** : BOOMBOX 3 Wi-Fi
Power Supply : AC 120V/60Hz **Test Mode** : Tx Mode
Condition : Temp:23°C,Humi:57.3%,Press:100.3kPa **Antenna/Distance** : 2021 BBHA 9120D
3#/3m/HORIZONTAL
Memo : 11AX20 RU26 0 2412

Data: 33



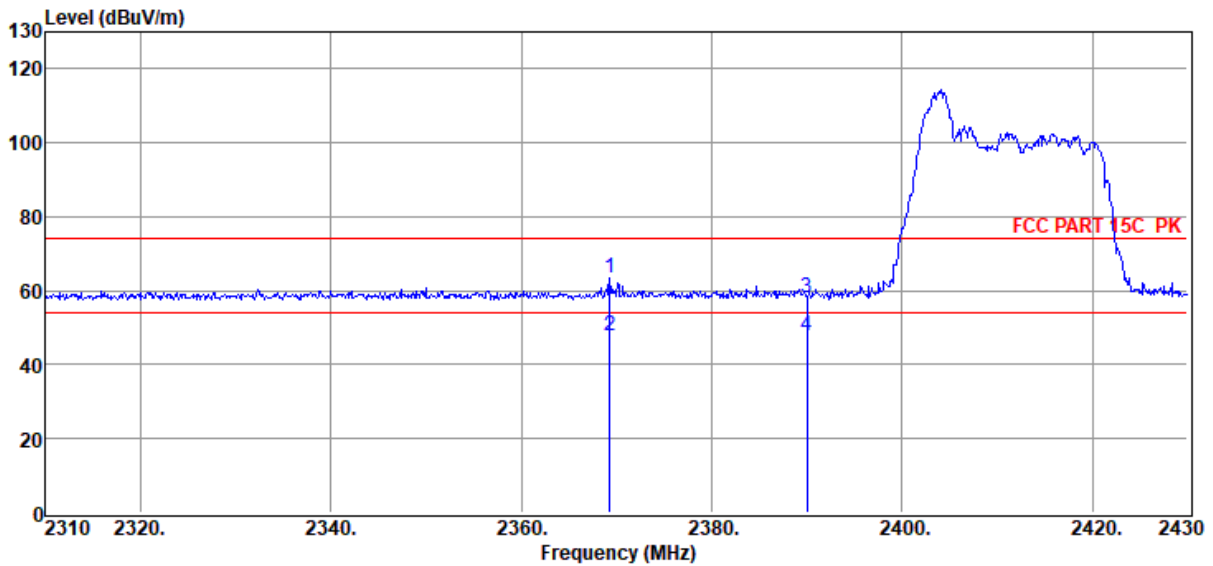
Item (Mark)	Freq. (MHz)	Read Level (dBuV)	Antenna Factor (dB/m)	PRM Factor dB	Cable Loss dB	Filter Factor dB	Result Level (dBuV/m)	Limit Line (dBuV/m)	Over Limit (dB)	Detector	Polarization
1	2369.64	52.51	27.37	39.58	1.70	0.72	62.72	74.00	-11.28	Peak	HORIZONTAL
2	2369.64	39.46	27.37	39.58	1.70	0.72	49.67	54.00	-4.33	Average	HORIZONTAL
3	2390.04	48.92	27.40	39.60	1.71	0.72	59.15	74.00	-14.85	Peak	HORIZONTAL
4	2390.04	39.01	27.40	39.60	1.71	0.72	49.24	54.00	-4.76	Average	HORIZONTAL

Note: 1. Result Level = Read Level + Antenna Factor + Cable loss + Filter Factor - PRM Factor.
 2. If Peak Result complies with AV limit, AV Result is deemed to comply with AV limit.
 3. Test setup: RBW: 1 MHz, VBW: 3 MHz, Sweep time: auto.

TR-4-E-009 Radiated Emission Test Result

Test Site : DDT 3m Chamber 3# D:\E3 6.111\2022 Report Data\Q22071330-2E BoomBox 3\FCC ABOVE 1G 2.4G.EM6
Test Date : 2022-07-20 **Tested By** : James Gan
EUT : Wireless Speaker **Model Number** : BOOMBOX 3 Wi-Fi
Power Supply : AC 120V/60Hz **Test Mode** : Tx Mode
Condition : Temp:23°C,Humi:57.3%,Press:100.3kPa **Antenna/Distance** : 2021 BBHA 9120D 3#/3m/VERTICAL
Memo : 11AX20 RU26 0 2412

Data: 34



Item (Mark)	Freq. (MHz)	Read Level (dBuV)	Antenna Factor (dB/m)	PRM Factor dB	Cable Loss dB	Filter Factor dB	Result Level (dBuV/m)	Limit Line (dBuV/m)	Over Limit (dB)	Detector	Polarization
1	2369.28	53.25	27.36	39.58	1.70	0.72	63.45	74.00	-10.55	Peak	VERTICAL
2	2369.28	37.59	27.36	39.58	1.70	0.72	47.79	54.00	-6.21	Average	VERTICAL
3	2390.04	47.95	27.40	39.60	1.71	0.72	58.18	74.00	-15.82	Peak	VERTICAL
4	2390.04	37.40	27.40	39.60	1.71	0.72	47.63	54.00	-6.37	Average	VERTICAL

Note: 1. Result Level = Read Level + Antenna Factor + Cable loss + Filter Factor - PRM Factor.
 2. If Peak Result complies with AV limit, AV Result is deemed to comply with AV limit.
 3. Test setup: RBW: 1 MHz, VBW: 3 MHz, Sweep time: auto.

TR-4-E-009 Radiated Emission Test Result

Test Site : DDT 3m Chamber 3#

D:\E3 6.111\2022 Report Data\Q22071330-2E BoomBox
3\FCC ABOVE 1G 2.4G.EM6

Test Date : 2022-07-20

Tested By : James Gan

EUT : Wireless Speaker

Model Number : BOOMBOX 3 Wi-Fi

Power Supply : AC 120V/60Hz

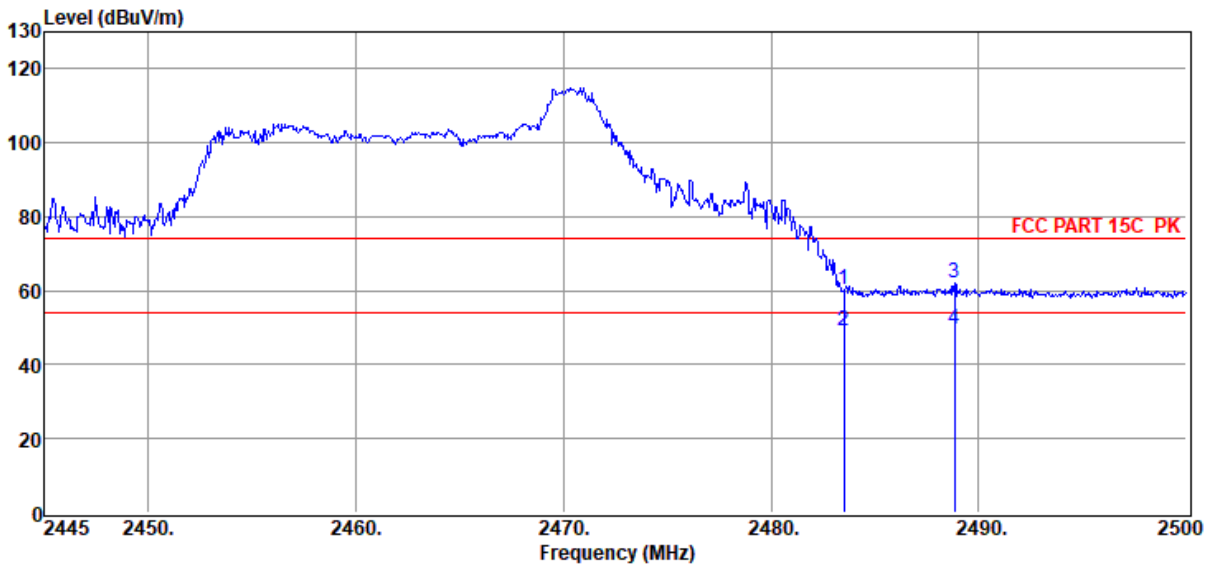
Test Mode : Tx Mode

Condition : Temp:23°C,Humi:57.3%,Press:100.3kPa

Antenna/Distance : 2021 BBHA 9120D
3#/3m/HORIZONTAL

Memo : 11AX20 RU26 8 2462

Data: 35



Item (Mark)	Freq. (MHz)	Read Level (dBuV)	Antenna Factor (dB/m)	PRM Factor dB	Cable Loss dB	Filter Factor dB	Result Level (dBuV/m)	Limit Line (dBuV/m)	Over Limit (dB)	Detector	Polarization
1	2483.50	49.88	27.57	39.64	1.74	0.73	60.28	74.00	-13.72	Peak	HORIZONTAL
2	2483.50	38.74	27.57	39.64	1.74	0.73	49.14	54.00	-4.86	Average	HORIZONTAL
3	2488.84	51.50	27.58	39.64	1.74	0.73	61.91	74.00	-12.09	Peak	HORIZONTAL
4	2488.84	39.18	27.58	39.64	1.74	0.73	49.59	54.00	-4.41	Average	HORIZONTAL

Note: 1. Result Level = Read Level + Antenna Factor + Cable loss + Filter Factor - PRM Factor.

2. If Peak Result complies with AV limit, AV Result is deemed to comply with AV limit.

3. Test setup: RBW: 1 MHz, VBW: 3 MHz, Sweep time: auto.

TR-4-E-009 Radiated Emission Test Result

Test Site : DDT 3m Chamber 3#

D:\E3 6.111\2022 Report Data\Q22071330-2E BoomBox 3\FCC ABOVE 1G 2.4G.EM6

Test Date : 2022-07-20

Tested By : James Gan

EUT : Wireless Speaker

Model Number : BOOMBOX 3 Wi-Fi

Power Supply : AC 120V/60Hz

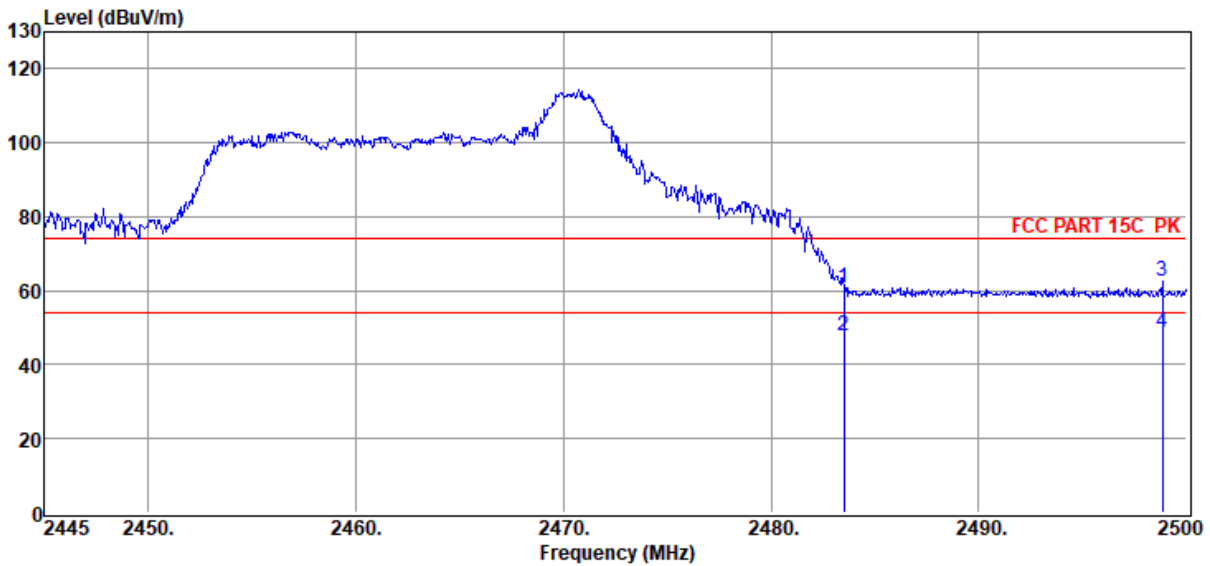
Test Mode : Tx Mode

Condition : Temp:23°C,Humi:57.3%,Press:100.3kPa

Antenna/Distance : 2021 BBHA 9120D 3#/3m/VERTICAL

Memo : 11AX20 RU26 8 2462

Data: 36



Item (Mark)	Freq. (MHz)	Read Level (dBuV)	Antenna Factor (dB/m)	PRM Factor dB	Cable Loss dB	Filter Factor dB	Result Level (dBuV/m)	Limit Line (dBuV/m)	Over Limit (dB)	Detector	Polarization
1	2483.50	50.36	27.57	39.64	1.74	0.73	60.76	74.00	-13.24	Peak	VERTICAL
2	2483.50	37.44	27.57	39.64	1.74	0.73	47.84	54.00	-6.16	Average	VERTICAL
3	2498.85	52.01	27.60	39.65	1.74	0.73	62.43	74.00	-11.57	Peak	VERTICAL
4	2498.85	38.15	27.60	39.65	1.74	0.73	48.57	54.00	-5.43	Average	VERTICAL

Note: 1. Result Level = Read Level + Antenna Factor + Cable loss + Filter Factor - PRM Factor.

2. If Peak Result complies with AV limit, AV Result is deemed to comply with AV limit.

3. Test setup: RBW: 1 MHz, VBW: 3 MHz, Sweep time: auto.

TR-4-E-009 Radiated Emission Test Result

Test Site : DDT 3m Chamber 3#

D:\E3 6.111\2022 Report Data\Q22071330-2E BoomBox
3\FCC ABOVE 1G 2.4G.EM6

Test Date : 2022-07-20

Tested By : James Gan

EUT : Wireless Speaker

Model Number : BOOMBOX 3 Wi-Fi

Power Supply : AC 120V/60Hz

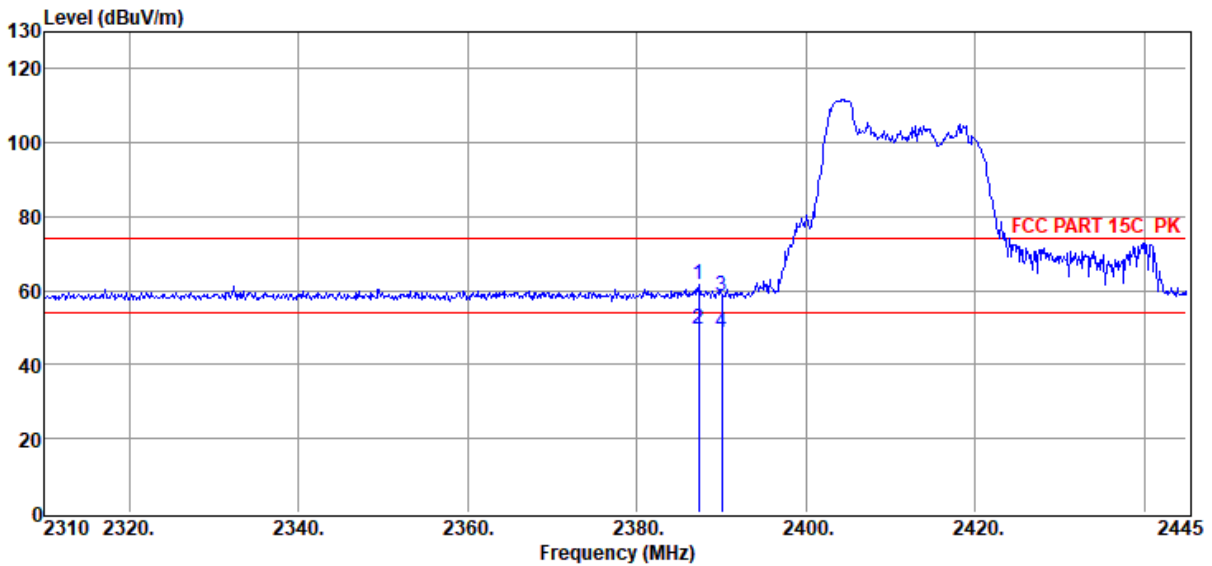
Test Mode : Tx Mode

Condition : Temp:23°C,Humi:57.3%,Press:100.3kPa

Antenna/Distance : 2021 BBHA 9120D
3#/3m/HORIZONTAL

Memo : 11AX40 RU26 0 2422

Data: 37



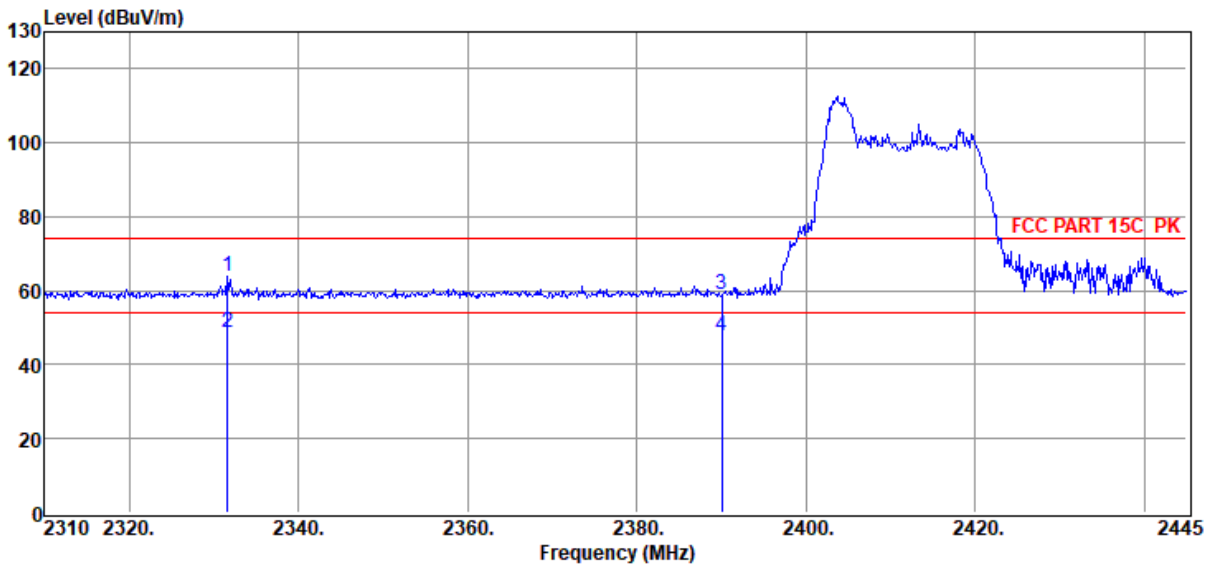
Item (Mark)	Freq. (MHz)	Read Level (dBuV)	Antenna Factor (dB/m)	PRM Factor dB	Cable Loss dB	Filter Factor dB	Result Level (dBuV/m)	Limit Line (dBuV/m)	Over Limit (dB)	Detector	Polarization
1	2387.36	51.53	27.40	39.59	1.71	0.72	61.77	74.00	-12.23	Peak	HORIZONTAL
2	2387.36	39.17	27.40	39.59	1.71	0.72	49.41	54.00	-4.59	Average	HORIZONTAL
3	2390.06	48.33	27.40	39.60	1.71	0.72	58.56	74.00	-15.44	Peak	HORIZONTAL
4	2390.06	38.46	27.40	39.60	1.71	0.72	48.69	54.00	-5.31	Average	HORIZONTAL

- Note: 1. Result Level = Read Level + Antenna Factor + Cable loss + Filter Factor - PRM Factor.
 2. If Peak Result complies with AV limit, AV Result is deemed to comply with AV limit.
 3. Test setup: RBW: 1 MHz, VBW: 3 MHz, Sweep time: auto.

TR-4-E-009 Radiated Emission Test Result

Test Site : DDT 3m Chamber 3# D:\E3 6.111\2022 Report Data\Q22071330-2E BoomBox 3\FCC ABOVE 1G 2.4G.EM6
Test Date : 2022-07-20 **Tested By** : James Gan
EUT : Wireless Speaker **Model Number** : BOOMBOX 3 Wi-Fi
Power Supply : AC 120V/60Hz **Test Mode** : Tx Mode
Condition : Temp:23°C,Humi:57.3%,Press:100.3kPa **Antenna/Distance** : 2021 BBHA 9120D 3#/3m/VERTICAL
Memo : 11AX40 RU26 0 2422

Data: 38



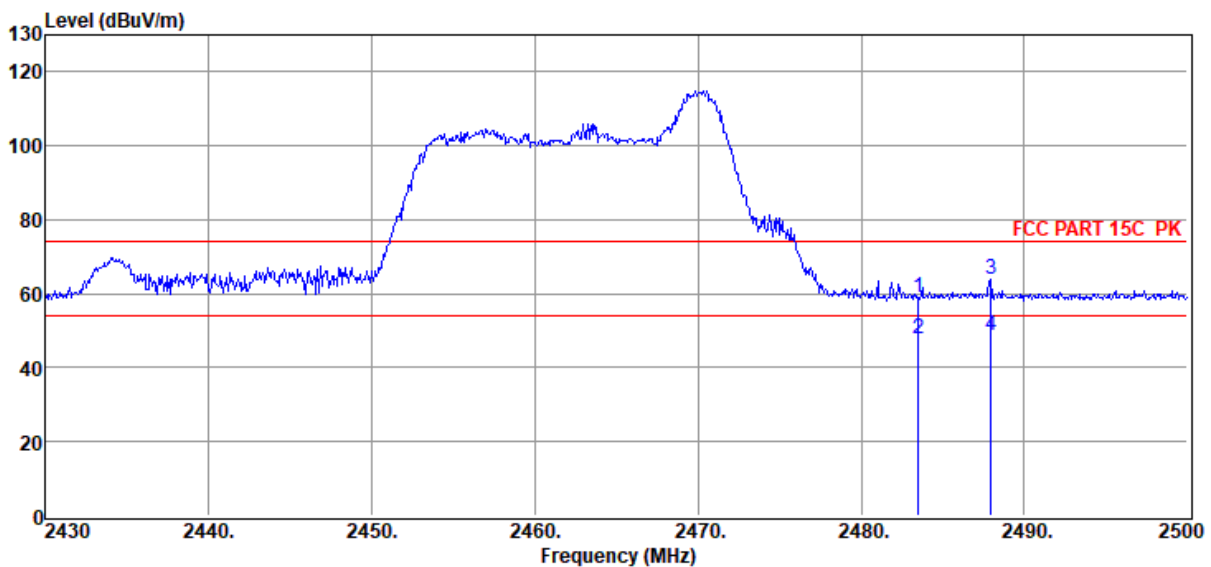
Item (Mark)	Freq. (MHz)	Read Level (dBuV)	Antenna Factor (dB/m)	PRM Factor dB	Cable Loss dB	Filter Factor dB	Result Level (dBuV/m)	Limit Line (dBuV/m)	Over Limit (dB)	Detector	Polarization
1	2331.60	53.65	27.30	39.57	1.69	0.72	63.79	74.00	-10.21	Peak	VERTICAL
2	2331.60	38.39	27.30	39.57	1.69	0.72	48.53	54.00	-5.47	Average	VERTICAL
3	2390.06	48.70	27.40	39.60	1.71	0.72	58.93	74.00	-15.07	Peak	VERTICAL
4	2390.06	37.59	27.40	39.60	1.71	0.72	47.82	54.00	-6.18	Average	VERTICAL

Note: 1. Result Level = Read Level + Antenna Factor + Cable loss + Filter Factor - PRM Factor.
 2. If Peak Result complies with AV limit, AV Result is deemed to comply with AV limit.
 3. Test setup: RBW: 1 MHz, VBW: 3 MHz, Sweep time: auto.

TR-4-E-009 Radiated Emission Test Result

Test Site : DDT 3m Chamber 3# D:\E3 6.111\2022 Report Data\Q22071330-2E BoomBox 3\FCC ABOVE 1G 2.4G.EM6
Test Date : 2022-07-20 **Tested By** : James Gan
EUT : Wireless Speaker **Model Number** : BOOMBOX 3 Wi-Fi
Power Supply : AC 120V/60Hz **Test Mode** : Tx Mode
Condition : Temp:23°C,Humi:57.3%,Press:100.3kPa **Antenna/Distance** : 2021 BBHA 9120D
3#/3m/HORIZONTAL
Memo : 11AX40 RU26 17 2452

Data: 39



Item (Mark)	Freq. (MHz)	Read Level (dBuV)	Antenna Factor (dB/m)	PRM Factor dB	Cable Loss dB	Filter Factor dB	Result Level (dBuV/m)	Limit Line (dBuV/m)	Over Limit (dB)	Detector	Polarization
1	2483.48	48.51	27.57	39.64	1.74	0.73	58.91	74.00	-15.09	Peak	HORIZONTAL
2	2483.48	37.19	27.57	39.64	1.74	0.73	47.59	54.00	-6.41	Average	HORIZONTAL
3	2487.96	53.57	27.58	39.64	1.74	0.73	63.98	74.00	-10.02	Peak	HORIZONTAL
4	2487.96	38.46	27.58	39.64	1.74	0.73	48.87	54.00	-5.13	Average	HORIZONTAL

Note: 1. Result Level = Read Level + Antenna Factor + Cable loss + Filter Factor - PRM Factor.
 2. If Peak Result complies with AV limit, AV Result is deemed to comply with AV limit.
 3. Test setup: RBW: 1 MHz, VBW: 3 MHz, Sweep time: auto.

TR-4-E-009 Radiated Emission Test Result

Test Site : DDT 3m Chamber 3#

D:\E3 6.111\2022 Report Data\Q22071330-2E BoomBox
3\FCC ABOVE 1G 2.4G.EM6

Test Date : 2022-07-20

Tested By : James Gan

EUT : Wireless Speaker

Model Number : BOOMBOX 3 Wi-Fi

Power Supply : AC 120V/60Hz

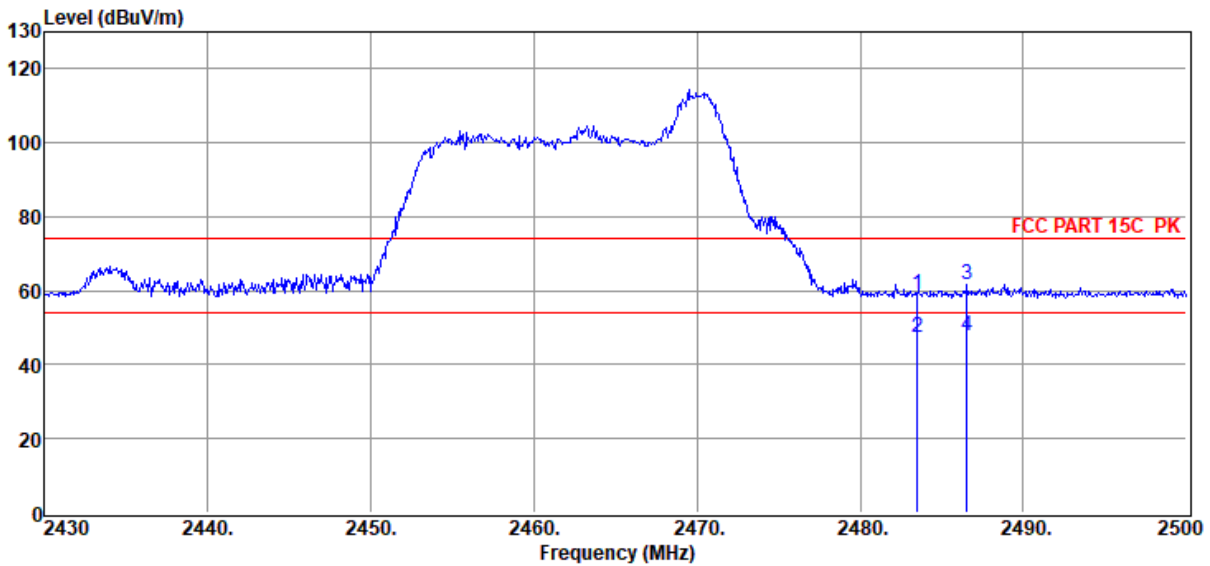
Test Mode : Tx Mode

Condition : Temp:23°C,Humi:57.3%,Press:100.3kPa

Antenna/Distance : 2021 BBHA 9120D 3#/3m/VERTICAL

Memo : 11AX40 RU26 17 2452

Data: 40



Item (Mark)	Freq. (MHz)	Read Level (dBuV)	Antenna Factor (dB/m)	PRM Factor dB	Cable Loss dB	Filter Factor dB	Result Level (dBuV/m)	Limit Line (dBuV/m)	Over Limit (dB)	Detector	Polarization
1	2483.48	48.52	27.57	39.64	1.74	0.73	58.92	74.00	-15.08	Peak	VERTICAL
2	2483.48	37.06	27.57	39.64	1.74	0.73	47.46	54.00	-6.54	Average	VERTICAL
3	2486.56	51.09	27.58	39.64	1.74	0.73	61.50	74.00	-12.50	Peak	VERTICAL
4	2486.56	37.52	27.58	39.64	1.74	0.73	47.93	54.00	-6.07	Average	VERTICAL

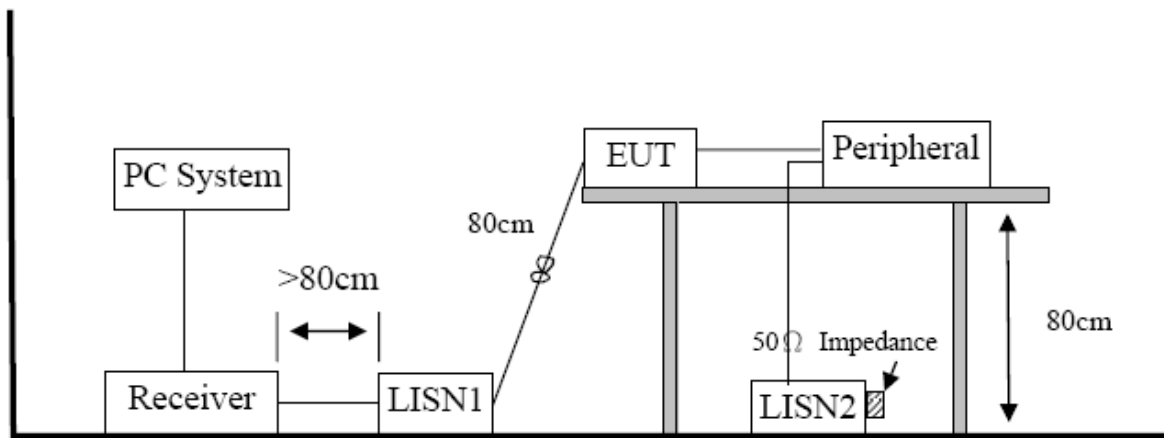
Note: 1. Result Level = Read Level + Antenna Factor + Cable loss + Filter Factor - PRM Factor.

2. If Peak Result complies with AV limit, AV Result is deemed to comply with AV limit.

3. Test setup: RBW: 1 MHz, VBW: 3 MHz, Sweep time: auto.

11. Power Line Conducted Emission

11.1. Block diagram of test setup



11.2. Power Line Conducted Emission Limits (Class B)

Frequency	Quasi-Peak Level dB(μ V)	Average Level dB(μ V)
150 kHz ~ 500 kHz	66 ~ 56*	56 ~ 46*
500 kHz ~ 5 MHz	56	46
5 MHz ~ 30 MHz	60	50

Note 1: * Decreasing linearly with logarithm of frequency.

Note 2: The lower limit shall apply at the transition frequencies.

11.3. Test procedure

The EUT and Support equipment, if needed, were put placed on a non-metallic table, 80cm above the ground plane.

All I/O cables were positioned to simulate typical actual usage as per ANSI C63.4.

All support equipment power received from a second LISN.

Emissions were measured on each current carrying line of the EUT using an EMI Test Receiver connected to the LISN powering the EUT.

The Receiver scanned from 150 kHz to 30MHz for emissions in each of the test modes.

During the above scans, the emissions were maximized by cable manipulation.

After the preliminary scan, we found the test mode producing the highest emission level.

The EUT configuration and worse cable configuration of the above highest emission levels were recorded for reference of the final test.

EUT and support equipment were set up on the test bench as per the configuration with highest emission level in the preliminary test.

A scan was taken on both power lines, Neutral and Line, recording at least the six highest emissions.

Emission frequency and amplitude were recorded into a computer in which correction factors were used to calculate the emission level and compare reading to the applicable limit.

The test data of the worst-case condition(s) was recorded.

The bandwidth of test receiver is set at 9 kHz.

11.4. Test result

Pass. (See below detailed test result)

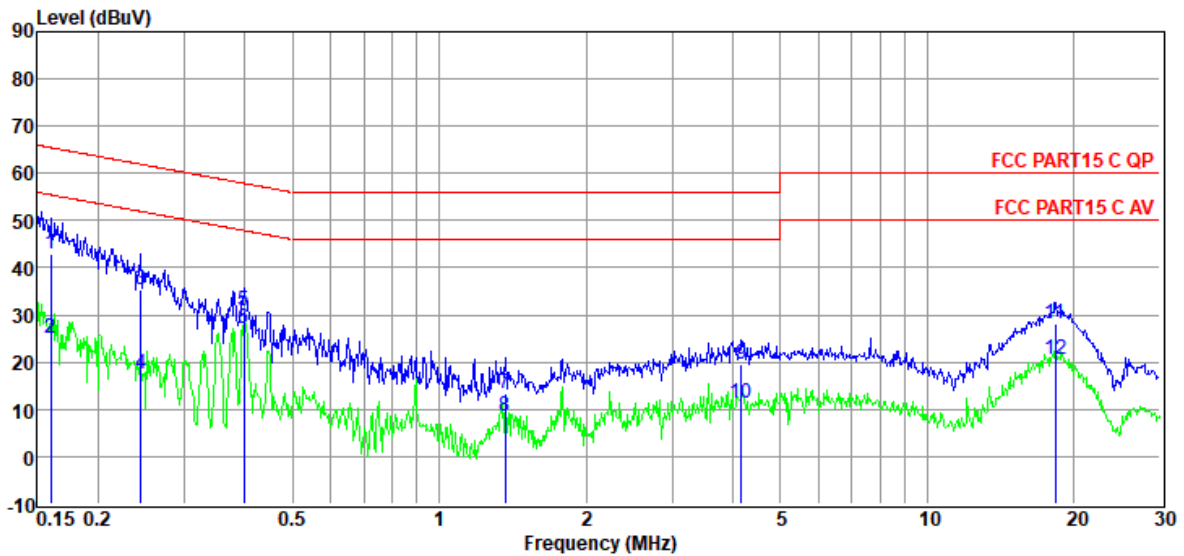
Note1: All emissions not reported below are too low against the prescribed limits.

Note2: "----" means peak detection; "----" means average detection

Note3: Pre-test AC conducted emission at both voltage AC 120V/60Hz and AC 240V/60Hz, recorded worse case.

TR-4-E-010 Conducted Emission Test Result

Test Site : DDT 1# Shield Room D:\2022 CE report date\Q22071330-2E BOOMBOX 3 WIF\FCC.EM6
Test Date : 2022-07-19 **Tested By** : Bairong
EUT : Wireless Speaker **Model Number** : BOOMBOX 3 Wi-Fi
Power Supply : AC 120V/60Hz **Test Mode** : TX mode
Condition : TEMP:23.8°C, RH:62.0%, BP:101.2kPa **LISN** : 2021 1# ENV216/NEUTRAL
Memo : 2.4GWIFI



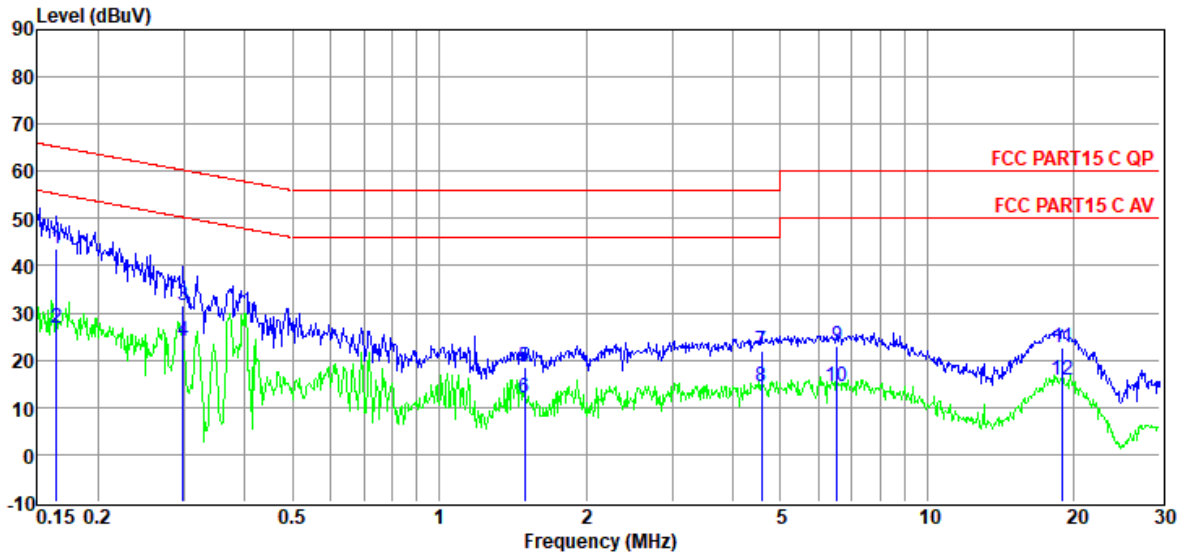
Item (Mark)	Freq. (MHz)	Read Level (dBμV)	LISN Factor (dB)	Cable Loss (dB)	Pulse Limiter Factor (dB)	Result Level (dBμV)	Limit Line (dBμV)	Over Limit (dB)	Detector	Phase
1	0.16	23.05	9.80	0.01	9.92	42.78	65.47	-22.69	QP	NEUTRAL
2	0.16	5.30	9.80	0.01	9.92	25.03	55.47	-30.44	Average	NEUTRAL
3	0.24	15.82	9.73	0.02	9.92	35.49	61.95	-26.46	QP	NEUTRAL
4	0.24	-2.16	9.73	0.02	9.92	17.51	51.95	-34.44	Average	NEUTRAL
5	0.40	11.54	9.58	0.02	9.91	31.05	57.90	-26.85	QP	NEUTRAL
6	0.40	7.72	9.58	0.02	9.91	27.23	47.90	-20.67	Average	NEUTRAL
7	1.37	-6.24	9.65	0.04	9.89	13.34	56.00	-42.66	QP	NEUTRAL
8	1.37	-10.94	9.65	0.04	9.89	8.64	46.00	-37.36	Average	NEUTRAL
9	4.16	-0.07	9.79	0.06	9.92	19.70	56.00	-36.30	QP	NEUTRAL
10	4.16	-8.59	9.79	0.06	9.92	11.18	46.00	-34.82	Average	NEUTRAL
11	18.33	8.38	9.74	0.16	9.95	28.23	60.00	-31.77	QP	NEUTRAL
12	18.33	0.72	9.74	0.16	9.95	20.57	50.00	-29.43	Average	NEUTRAL

Note:

1. Result Level = Read Level + LISN Factor + Pulse Limiter Factor + Cable loss.
2. If QP Result complies with AV limit, AV Result is deemed to comply with AV limit.
3. Test setup: RBW: 200 Hz (9 kHz—150 kHz), 9 kHz (150 kHz—30 MHz).
4. Step size: 80Hz (0.009MHz-0.15MHz), 4 kHz (0.15MHz-30MHz), Scan time: auto.

TR-4-E-010 Conducted Emission Test Result

Test Site : DDT 1# Shield Room D:\2022 CE report date\Q22071330-2E BOOMBOX 3 WIF\FCC.EM6
Test Date : 2022-07-19 **Tested By** : Bairong
EUT : Wireless Speaker **Model Number** : BOOMBOX 3 Wi-Fi
Power Supply : AC 120V/60Hz **Test Mode** : TX mode
Condition : TEMP:23.8°C, RH:62.0%, BP:101.2kPa **LISN** : 2021 1# ENV216/LINE
Memo : 2.4GWIFI



Item (Mark)	Freq. (MHz)	Read Level (dBμV)	LISN Factor (dB)	Cable Loss (dB)	Pulse Limiter Factor (dB)	Result Level (dBμV)	Limit Line (dBμV)	Over Limit (dB)	Detector	Phase
1	0.16	23.92	9.66	0.01	9.92	43.51	65.25	-21.74	QP	LINE
2	0.16	7.15	9.66	0.01	9.92	26.74	55.25	-28.51	Average	LINE
3	0.30	12.03	9.71	0.02	9.92	31.68	60.28	-28.60	QP	LINE
4	0.30	4.38	9.71	0.02	9.92	24.03	50.28	-26.25	Average	LINE
5	1.50	-0.90	9.54	0.04	9.89	18.57	56.00	-37.43	QP	LINE
6	1.50	-7.46	9.54	0.04	9.89	12.01	46.00	-33.99	Average	LINE
7	4.57	2.39	9.58	0.06	9.92	21.95	56.00	-34.05	QP	LINE
8	4.57	-5.18	9.58	0.06	9.92	14.38	46.00	-31.62	Average	LINE
9	6.52	3.31	9.51	0.08	9.94	22.84	60.00	-37.16	QP	LINE
10	6.52	-5.20	9.51	0.08	9.94	14.33	50.00	-35.67	Average	LINE
11	18.92	2.75	9.64	0.17	9.95	22.51	60.00	-37.49	QP	LINE
12	18.92	-4.08	9.64	0.17	9.95	15.68	50.00	-34.32	Average	LINE

Note:

1. Result Level = Read Level + LISN Factor + Pulse Limiter Factor + Cable loss.
2. If QP Result complies with AV limit, AV Result is deemed to comply with AV limit.
3. Test setup: RBW: 200 Hz (9 kHz—150 kHz), 9 kHz (150 kHz—30 MHz).
4. Step size: 80Hz (0.009MHz-0.15MHz), 4 kHz (0.15MHz-30MHz), Scan time: auto.

12. Antenna Requirements

12.1. Limit

For intentional device, according to FCC 47 CFR Section 15.203, an intentional radiator shall be designed to ensure that no antenna other than that furnished by the responsible party shall be used with the device. And according to FCC 47 CFR Section 15.247 (b), if transmitting antennas of directional gain greater than 6 dBi are used, the power shall be reduced by the amount in dB that the directional gain of the antenna exceeds 6 dBi.

For intentional device, according to RSS-Gen issue 5 section 6.8.

The applicant for equipment certification shall provide a list of all antenna types that may be used with the transmitter, where applicable (i.e. for transmitters with detachable antenna), indicating the maximum permissible antenna gain (in dBi) and the required impedance for each antenna. The test report shall demonstrate the compliance of the transmitter with the limit for maximum equivalent isotropically radiated power (e.i.r.p.) specified in the applicable RSS, when the transmitter is equipped with any antenna type, selected from this list.

12.2. Result

The device support 2T2R MIMO, the antennas both used for this product are FPC antennas and no antenna other than that furnished by the responsible party shall be used with the device, maximum antenna gain is 2.67 dBi for antenna 1, 2.3 dBi for antenna 2.