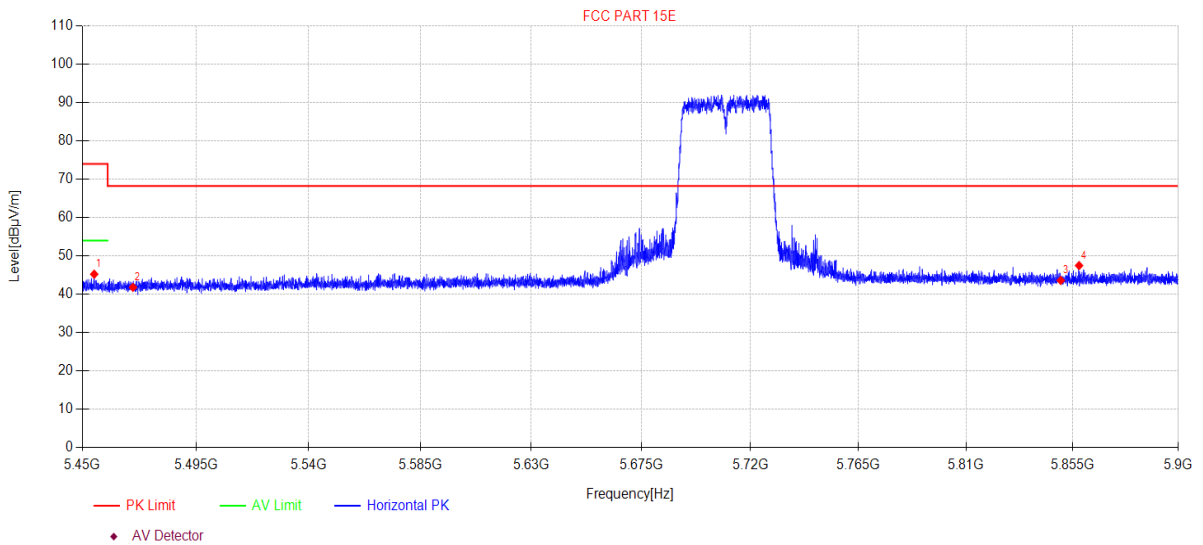


TR-4-E-009 Radiated Emission Test Result

Test Date: 2023-09-07 **Tested By:** Bairong
EUT: Wireless Speaker **Model Number:** CITATION 500
Test Mode: TX Mode **Power Supply:** AC 120V/60Hz
Condition: Temp:21.1°C;Humi:68.5% **Test Site:** DDT 3# Chamber
File Path: d:\ts\2023 report data\Q23082222-2E CITATION 500\FCC ABOVE 1G 5GWIFI\77
Memo: 11AC40MIMO 5710

Test Graph



Suspected Data List										
N O.	Freq. [MHz]	Reading [dBµV/m]	Cable loss [dB]	Antenna Factor [dB]	AMP [dB]	Level [dBµV/m]	Limit [dBµV/m]	Margin [dB]	Detector	Polarity
1	5454.68	46.61	5.74	32.90	-40.02	45.23	74.00	28.77	PK	Horizontal
2	5470.00	43.18	5.75	32.90	-40.02	41.81	68.20	26.39	PK	Horizontal
3	5850.00	43.84	5.94	33.80	-39.97	43.61	68.20	24.59	PK	Horizontal
4	5857.75	47.70	5.94	33.82	-39.97	47.49	68.20	20.71	PK	Horizontal

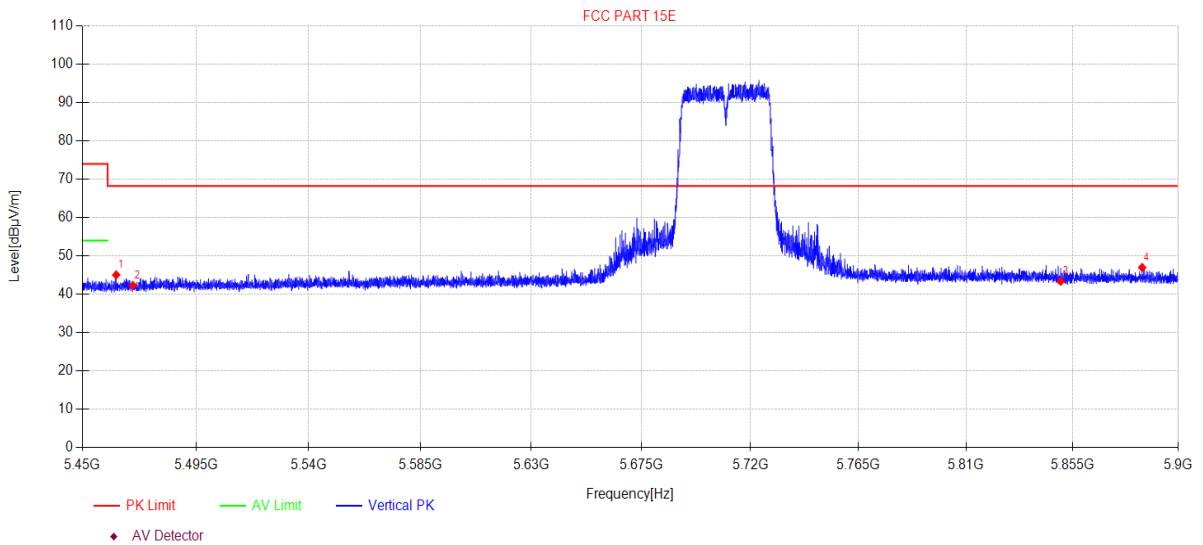
Note:

1. Level = Reading + Cable loss + Antenna Factor + AMP
2. If Peak Result complies with AV limit, AV Result is deemed to comply with AV limit.
3. Test setup: RBW: 1 MHz, VBW: 3 MHz, Sweep time: auto.

TR-4-E-009 Radiated Emission Test Result

Test Date: 2023-09-07 **Tested By:** Bairong
EUT: Wireless Speaker **Model Number:** CITATION 500
Test Mode: TX Mode **Power Supply:** AC 120V/60Hz
Condition: Temp:21.1°C;Humi:68.5% **Test Site:** DDT 3# Chamber
File Path: d:\ts\2023 report data\Q23082222-2E CITATION 500\FCC ABOVE 1G 5GWIFI\78
Memo: 11AC40MIMO 5710

Test Graph



Suspected Data List										
N O.	Freq. [MHz]	Reading [dBμV/m]	Cable loss [dB]	Antenna Factor [dB]	AMP [dB]	Level [dBμV/m]	Limit [dBμV/m]	Margin [dB]	Detector	Polarity
1	5463.37	46.43	5.74	32.90	-40.02	45.05	68.20	23.15	PK	Vertical
2	5470.00	43.64	5.75	32.90	-40.02	42.27	68.20	25.93	PK	Vertical
3	5850.00	43.62	5.94	33.80	-39.97	43.39	68.20	24.81	PK	Vertical
4	5884.57	47.14	5.95	33.87	-39.97	46.99	68.20	21.21	PK	Vertical

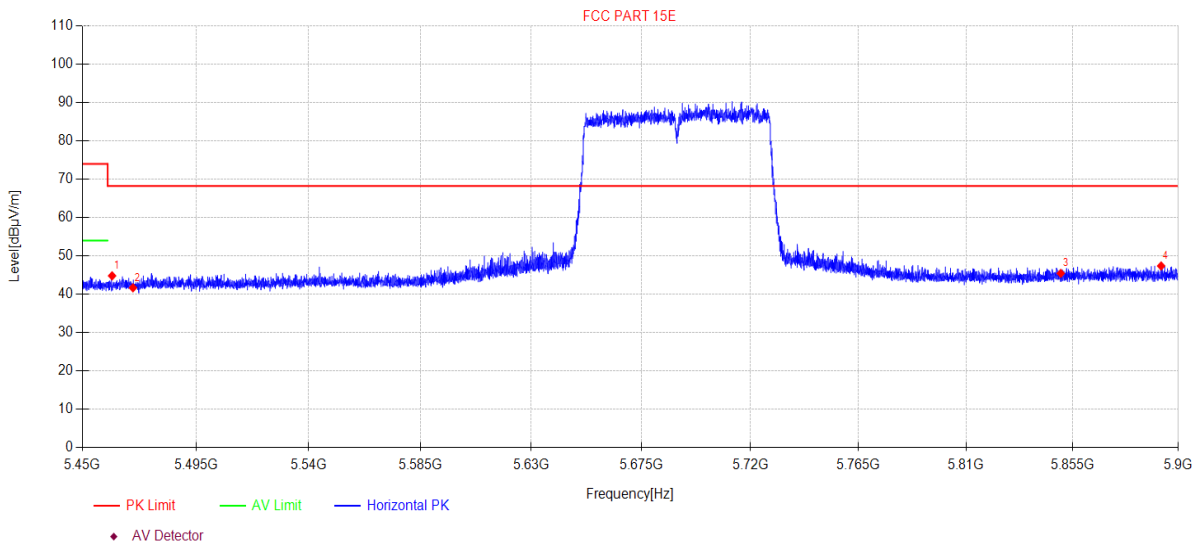
Note:

1. Level = Reading + Cable loss + Antenna Factor + AMP
2. If Peak Result complies with AV limit, AV Result is deemed to comply with AV limit.
3. Test setup: RBW: 1 MHz, VBW: 3 MHz, Sweep time: auto.

TR-4-E-009 Radiated Emission Test Result

Test Date: 2023-09-07 **Tested By:** Bairong
EUT: Wireless Speaker **Model Number:** CITATION 500
Test Mode: TX Mode **Power Supply:** AC 120V/60Hz
Condition: Temp:21.1°C;Humi:68.5% **Test Site:** DDT 3# Chamber
File Path: d:\ts\2023 report data\Q23082222-2E CITATION 500\FCC ABOVE 1G 5GWIFI\79
Memo: 11AC80MIMO 5690

Test Graph



Suspected Data List										
N O.	Freq. [MHz]	Reading [dBμV/m]	Cable loss [dB]	Antenna Factor [dB]	AMP [dB]	Level [dBμV/m]	Limit [dBμV/m]	Margin [dB]	Detector	Polarity
1	5461.75	46.20	5.74	32.90	-40.02	44.82	68.20	23.38	PK	Horizontal
2	5470.00	43.06	5.75	32.90	-40.02	41.69	68.20	26.51	PK	Horizontal
3	5850.00	45.69	5.94	33.80	-39.97	45.46	68.20	22.74	PK	Horizontal
4	5892.67	47.49	5.96	33.89	-39.96	47.38	68.20	20.82	PK	Horizontal

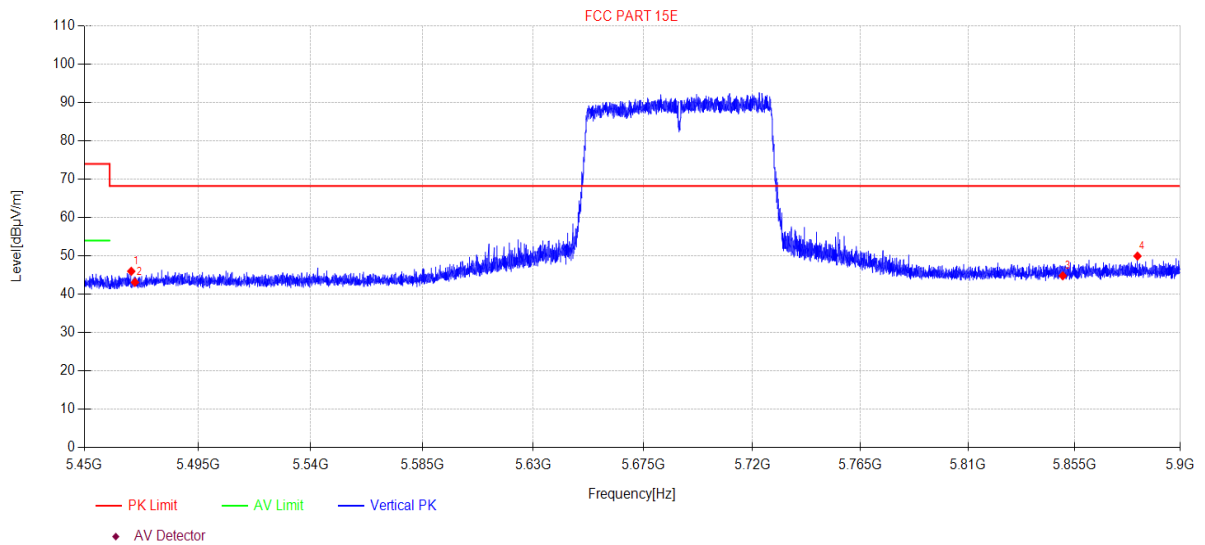
Note:

1. Level = Reading + Cable loss + Antenna Factor + AMP
2. If Peak Result complies with AV limit, AV Result is deemed to comply with AV limit.
3. Test setup: RBW: 1 MHz, VBW: 3 MHz, Sweep time: auto.

TR-4-E-009 Radiated Emission Test Result

Test Date: 2023-09-07 **Tested By:** Bairong
EUT: Wireless Speaker **Model Number:** CITATION 500
Test Mode: TX Mode **Power Supply:** AC 120V/60Hz
Condition: Temp:21.1°C;Humi:68.5% **Test Site:** DDT 3# Chamber
File Path: d:\ts\2023 report data\Q23082222-2E CITATION 500\FCC ABOVE 1G 5GWIFI\80
Memo: 11AC80MIMO 5690

Test Graph



Suspected Data List										
N O.	Freq. [MHz]	Reading [dBμV/m]	Cable loss [dB]	Antenna Factor [dB]	AMP [dB]	Level [dBμV/m]	Limit [dBμV/m]	Margin [dB]	Detector	Polarity
1	5468.54	47.38	5.74	32.90	-40.02	46.00	68.20	22.20	PK	Vertical
2	5470.00	44.49	5.75	32.90	-40.02	43.12	68.20	25.08	PK	Vertical
3	5850.00	45.04	5.94	33.80	-39.97	44.81	68.20	23.39	PK	Vertical
4	5881.73	50.12	5.95	33.86	-39.97	49.96	68.20	18.24	PK	Vertical

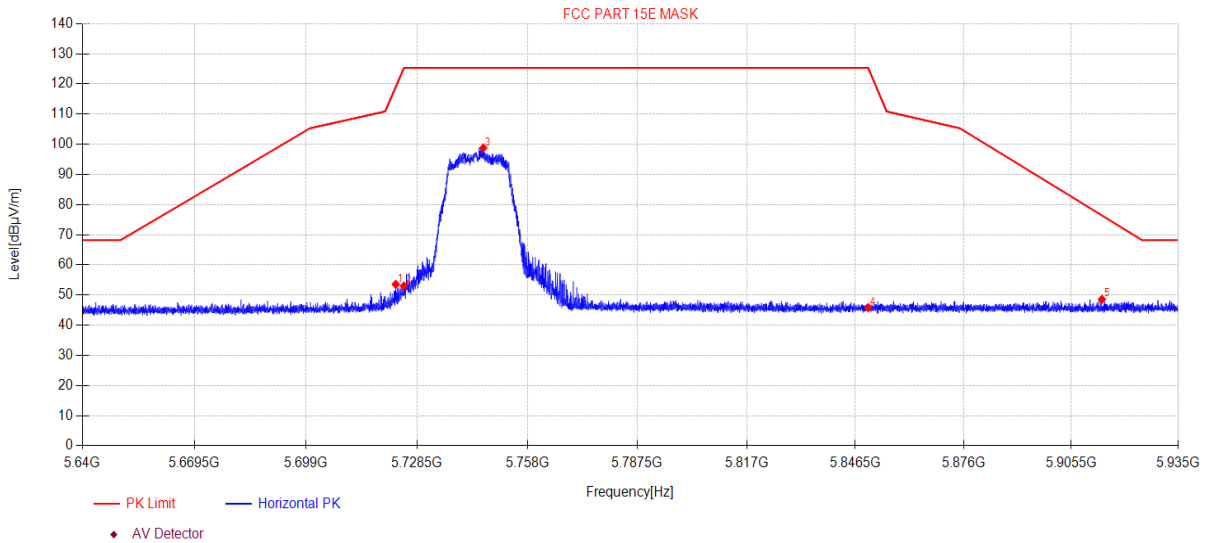
Note:

1. Level = Reading + Cable loss + Antenna Factor + AMP
2. If Peak Result complies with AV limit, AV Result is deemed to comply with AV limit.
3. Test setup: RBW: 1 MHz, VBW: 3 MHz, Sweep time: auto.

TR-4-E-009 Radiated Emission Test Result

Test Date: 2023-09-08 **Tested By:** Bairong
EUT: Wireless Speaker **Model Number:** CITATION 500
Test Mode: TX Mode **Power Supply:** AC 120V/60Hz
Condition: Temp:21.1°C;Humi:68.5% **Test Site:** DDT 3# Chamber
File Path: d:\ts\2023 report data\Q23082222-2E CITATION 500\FCC ABOVE 1G 5.8GWIFI\7
Memo: 11A 5745

Test Graph



Suspected Data List										
N O.	Freq. [MHz]	Reading [dBµV/m]	Cable loss [dB]	Antenna Factor [dB]	AMP [dB]	Level [dBµV/m]	Limit [dBµV/m]	Margin [dB]	Detector	Polarity
1	5722.84	55.04	5.87	33.45	-40.81	53.55	119.07	65.52	PK	Horizontal
2	5725.00	54.46	5.87	33.45	-40.81	52.97	125.30	72.33	PK	Horizontal
3	5746.17	100.20	5.88	33.49	-40.80	98.77	125.30	26.53	PK	Horizontal
4	5850.00	46.86	5.94	33.80	-40.76	45.84	125.27	79.43	PK	Horizontal
5	5913.94	49.40	5.97	33.93	-40.73	48.57	76.41	27.84	PK	Horizontal

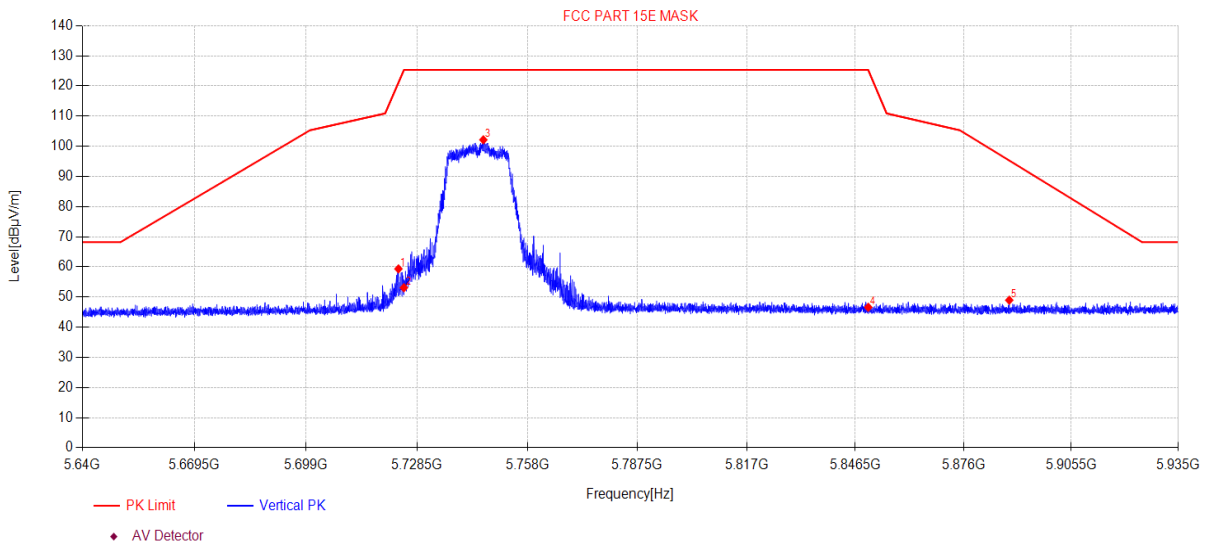
Note:

- Level = Reading + Cable loss + Antenna Factor + AMP
- If Peak Result complies with AV limit, AV Result is deemed to comply with AV limit.
- Test setup: RBW: 1 MHz, VBW: 3 MHz, Sweep time: auto.

TR-4-E-009 Radiated Emission Test Result

Test Date: 2023-09-08 **Tested By:** Bairong
EUT: Wireless Speaker **Model Number:** CITATION 500
Test Mode: TX Mode **Power Supply:** AC 120V/60Hz
Condition: Temp:21.1°C;Humi:68.5% **Test Site:** DDT 3# Chamber
File Path: d:\ts\2023 report data\Q23082222-2E CITATION 500\FCC ABOVE 1G 5.8GWIFI\8
Memo: 11A 5745

Test Graph



Suspected Data List										
N O.	Freq. [MHz]	Reading [dBµV/m]	Cable loss [dB]	Antenna Factor [dB]	AMP [dB]	Level [dBµV/m]	Limit [dBµV/m]	Margin [dB]	Detector	Polarity
1	5723.54	60.83	5.87	33.45	-40.81	59.34	121.11	61.77	PK	Vertical
2	5725.00	54.58	5.87	33.45	-40.81	53.09	125.30	72.21	PK	Vertical
3	5746.20	103.57	5.88	33.49	-40.80	102.14	125.30	23.16	PK	Vertical
4	5850.00	47.62	5.94	33.80	-40.76	46.60	125.27	78.67	PK	Vertical
5	5888.51	49.87	5.95	33.88	-40.74	48.96	95.28	46.32	PK	Vertical

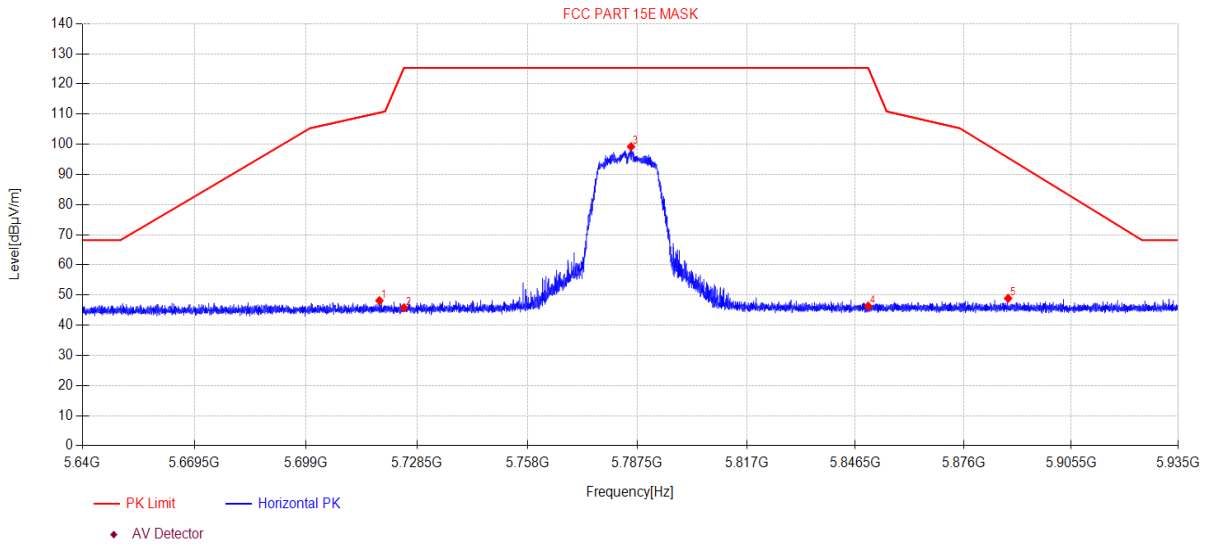
Note:

- Level = Reading + Cable loss + Antenna Factor + AMP
- If Peak Result complies with AV limit, AV Result is deemed to comply with AV limit.
- Test setup: RBW: 1 MHz, VBW: 3 MHz, Sweep time: auto.

TR-4-E-009 Radiated Emission Test Result

Test Date: 2023-09-08 **Tested By:** Bairong
EUT: Wireless Speaker **Model Number:** CITATION 500
Test Mode: TX Mode **Power Supply:** AC 120V/60Hz
Condition: Temp:21.1°C;Humi:68.5% **Test Site:** DDT 3# Chamber
File Path: d:\ts\2023 report data\Q23082222-2E CITATION 500\FCC ABOVE 1G 5.8GWIFI\9
Memo: 11A 5785

Test Graph



Suspected Data List										
N O.	Freq. [MHz]	Reading [dBµV/m]	Cable loss [dB]	Antenna Factor [dB]	AMP [dB]	Level [dBµV/m]	Limit [dBµV/m]	Margin [dB]	Detector	Polarity
1	5718.47	49.63	5.87	33.44	-40.81	48.13	110.47	62.34	PK	Horizontal
2	5725.00	47.28	5.87	33.45	-40.81	45.79	125.30	79.51	PK	Horizontal
3	5785.82	100.46	5.90	33.64	-40.79	99.21	125.30	26.09	PK	Horizontal
4	5850.00	47.35	5.94	33.80	-40.76	46.33	125.27	78.94	PK	Horizontal
5	5888.18	49.80	5.95	33.88	-40.74	48.89	95.52	46.63	PK	Horizontal

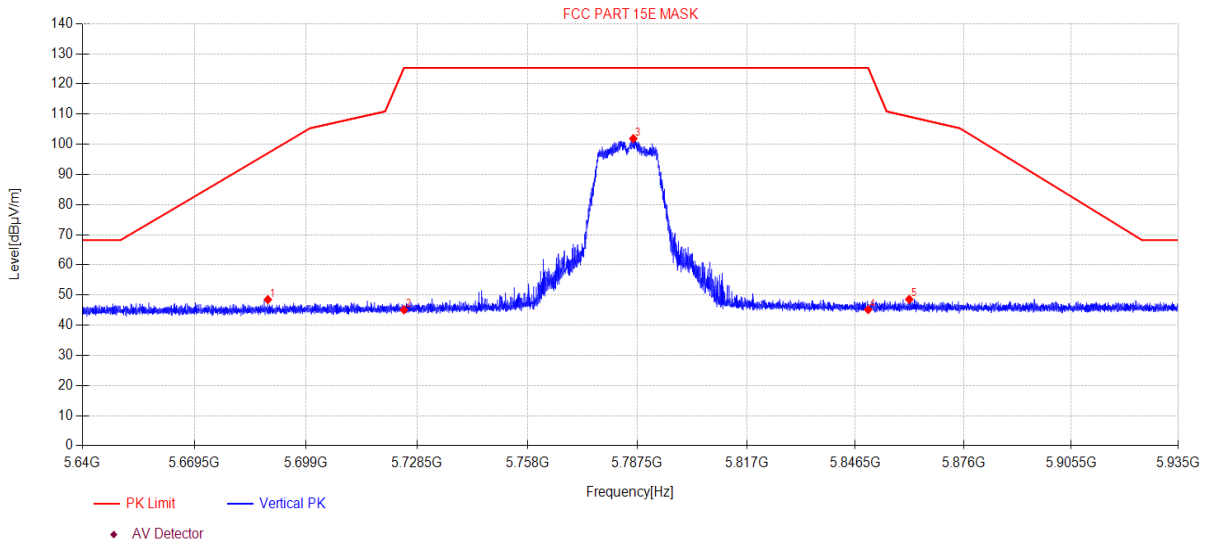
Note:

- Level = Reading + Cable loss + Antenna Factor + AMP
- If Peak Result complies with AV limit, AV Result is deemed to comply with AV limit.
- Test setup: RBW: 1 MHz, VBW: 3 MHz, Sweep time: auto.

TR-4-E-009 Radiated Emission Test Result

Test Date: 2023-09-08 **Tested By:** Bairong
EUT: Wireless Speaker **Model Number:** CITATION 500
Test Mode: TX Mode **Power Supply:** AC 120V/60Hz
Condition: Temp:21.1°C;Humi:68.5% **Test Site:** DDT 3# Chamber
File Path: d:\ts\2023 report data\Q23082222-2E CITATION 500\FCC ABOVE 1G 5.8GWIFI\10
Memo: 11A 5785

Test Graph



Suspected Data List										
N O.	Freq. [MHz]	Reading [dBµV/m]	Cable loss [dB]	Antenna Factor [dB]	AMP [dB]	Level [dBµV/m]	Limit [dBµV/m]	Margin [dB]	Detector	Polarity
1	5688.88	50.10	5.85	33.36	-40.82	48.49	97.05	48.56	PK	Vertical
2	5725.00	46.58	5.87	33.45	-40.81	45.09	125.30	80.21	PK	Vertical
3	5786.41	103.11	5.90	33.65	-40.79	101.87	125.30	23.43	PK	Vertical
4	5850.00	46.18	5.94	33.80	-40.76	45.16	125.27	80.11	PK	Vertical
5	5861.16	49.57	5.94	33.82	-40.76	48.57	109.17	60.60	PK	Vertical

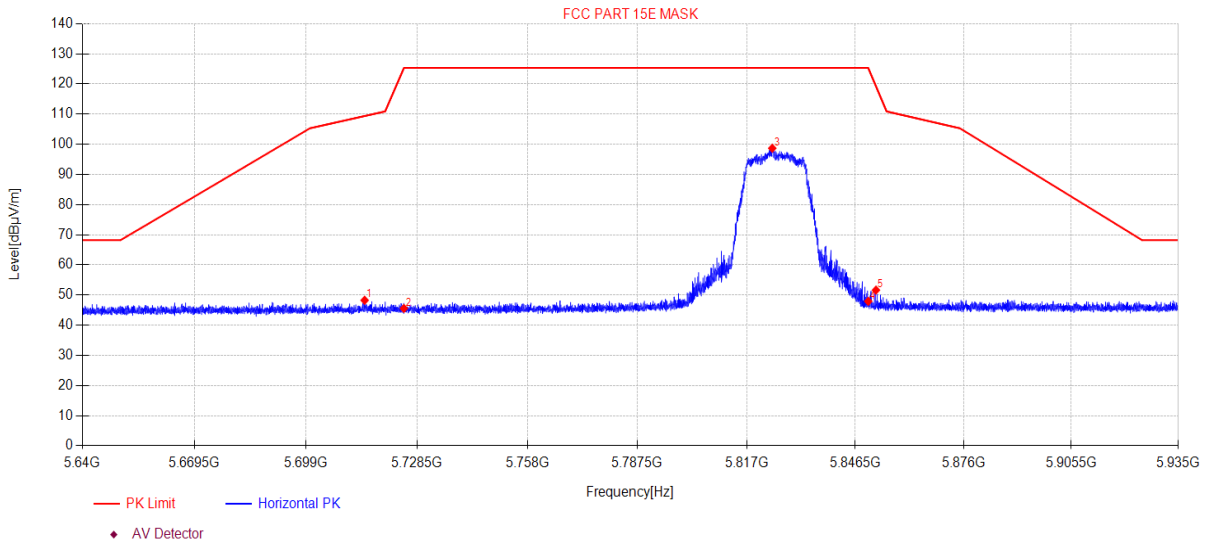
Note:

- Level = Reading + Cable loss + Antenna Factor + AMP
- If Peak Result complies with AV limit, AV Result is deemed to comply with AV limit.
- Test setup: RBW: 1 MHz, VBW: 3 MHz, Sweep time: auto.

TR-4-E-009 Radiated Emission Test Result

Test Date: 2023-09-08 **Tested By:** Bairong
EUT: Wireless Speaker **Model Number:** CITATION 500
Test Mode: TX Mode **Power Supply:** AC 120V/60Hz
Condition: Temp:21.1°C;Humi:68.5% **Test Site:** DDT 3# Chamber
File Path: d:\ts\2023 report data\Q23082222-2E CITATION 500\FCC ABOVE 1G 5.8GWIFI\11
Memo: 11A 5825

Test Graph



Suspected Data List										
N O.	Freq. [MHz]	Reading [dBµV/m]	Cable loss [dB]	Antenna Factor [dB]	AMP [dB]	Level [dBµV/m]	Limit [dBµV/m]	Margin [dB]	Detector	Polarity
1	5714.55	49.78	5.87	33.43	-40.81	48.27	109.37	61.10	PK	Horizontal
2	5725.00	47.04	5.87	33.45	-40.81	45.55	125.30	79.75	PK	Horizontal
3	5823.93	99.78	5.92	33.75	-40.77	98.68	125.30	26.62	PK	Horizontal
4	5850.00	48.95	5.94	33.80	-40.76	47.93	125.27	77.34	PK	Horizontal
5	5852.11	52.65	5.94	33.80	-40.76	51.63	119.24	67.61	PK	Horizontal

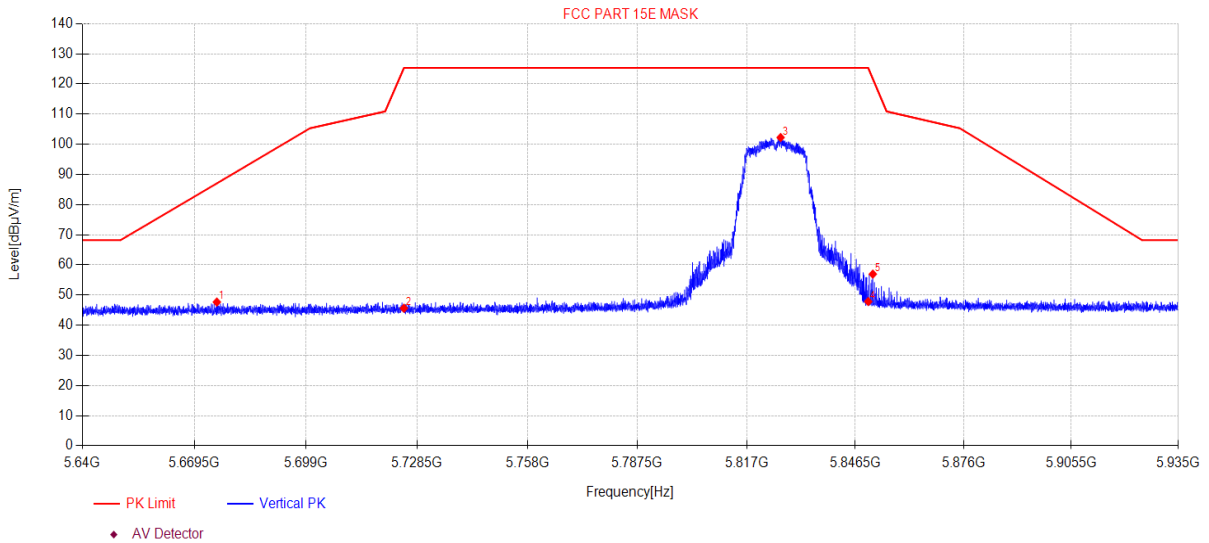
Note:

- Level = Reading + Cable loss + Antenna Factor + AMP
- If Peak Result complies with AV limit, AV Result is deemed to comply with AV limit.
- Test setup: RBW: 1 MHz, VBW: 3 MHz, Sweep time: auto.

TR-4-E-009 Radiated Emission Test Result

Test Date: 2023-09-08 **Tested By:** Bairong
EUT: Wireless Speaker **Model Number:** CITATION 500
Test Mode: TX Mode **Power Supply:** AC 120V/60Hz
Condition: Temp:21.1°C;Humi:68.5% **Test Site:** DDT 3# Chamber
File Path: d:\ts\2023 report data\Q23082222-2E CITATION 500\FCC ABOVE 1G 5.8GWIFI\12
Memo: 11A 5825

Test Graph



Suspected Data List										
N O.	Freq. [MHz]	Reading [dBμV/m]	Cable loss [dB]	Antenna Factor [dB]	AMP [dB]	Level [dBμV/m]	Limit [dBμV/m]	Margin [dB]	Detector	Polarity
1	5675.40	49.35	5.85	33.30	-40.83	47.67	87.05	39.38	PK	Vertical
2	5725.00	47.11	5.87	33.45	-40.81	45.62	125.30	79.68	PK	Vertical
3	5826.20	103.35	5.92	33.75	-40.77	102.25	125.30	23.05	PK	Vertical
4	5850.00	48.86	5.94	33.80	-40.76	47.84	125.27	77.43	PK	Vertical
5	5851.25	57.96	5.94	33.80	-40.76	56.94	121.70	64.76	PK	Vertical

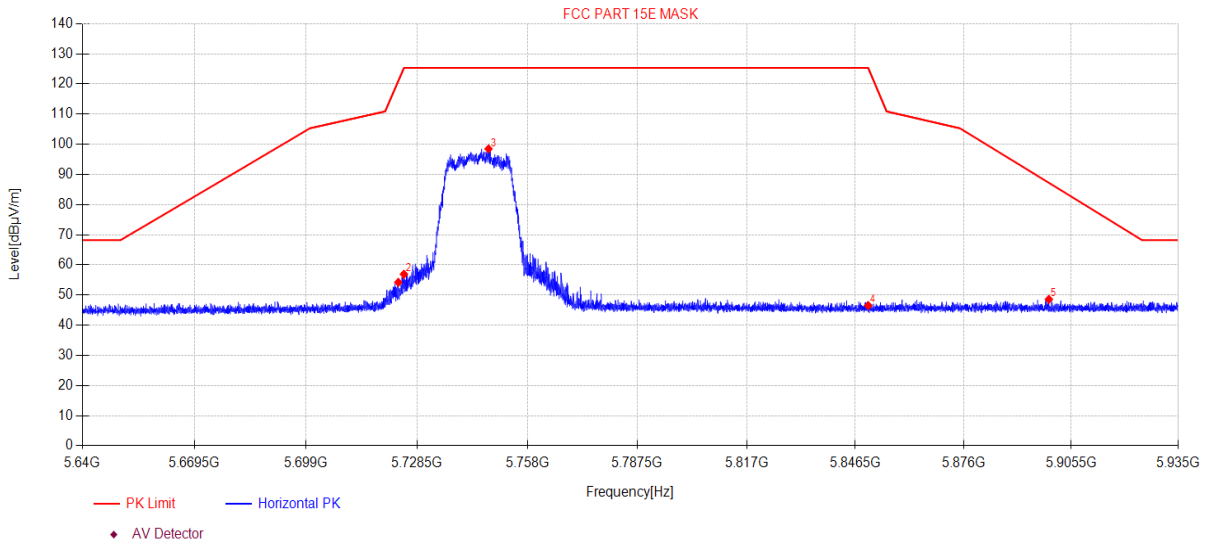
Note:

1. Level = Reading + Cable loss + Antenna Factor + AMP
2. If Peak Result complies with AV limit, AV Result is deemed to comply with AV limit.
3. Test setup: RBW: 1 MHz, VBW: 3 MHz, Sweep time: auto.

TR-4-E-009 Radiated Emission Test Result

Test Date: 2023-09-08 **Tested By:** Bairong
EUT: Wireless Speaker **Model Number:** CITATION 500
Test Mode: TX Mode **Power Supply:** AC 120V/60Hz
Condition: Temp:21.1°C;Humi:68.5% **Test Site:** DDT 3# Chamber
File Path: d:\ts\2023 report data\Q23082222-2E CITATION 500\FCC ABOVE 1G 5.8GWIFI\13
Memo: 11N20MIMO 5745

Test Graph



Suspected Data List										
N O.	Freq. [MHz]	Reading [dBµV/m]	Cable loss [dB]	Antenna Factor [dB]	AMP [dB]	Level [dBµV/m]	Limit [dBµV/m]	Margin [dB]	Detector	Polarity
1	5723.51	55.70	5.87	33.45	-40.81	54.21	121.02	66.81	PK	Horizontal
2	5725.00	58.38	5.87	33.45	-40.81	56.89	125.30	68.41	PK	Horizontal
3	5747.59	99.89	5.88	33.50	-40.80	98.47	125.30	26.83	PK	Horizontal
4	5850.00	47.53	5.94	33.80	-40.76	46.51	125.27	78.76	PK	Horizontal
5	5899.36	49.45	5.96	33.90	-40.74	48.57	87.22	38.65	PK	Horizontal

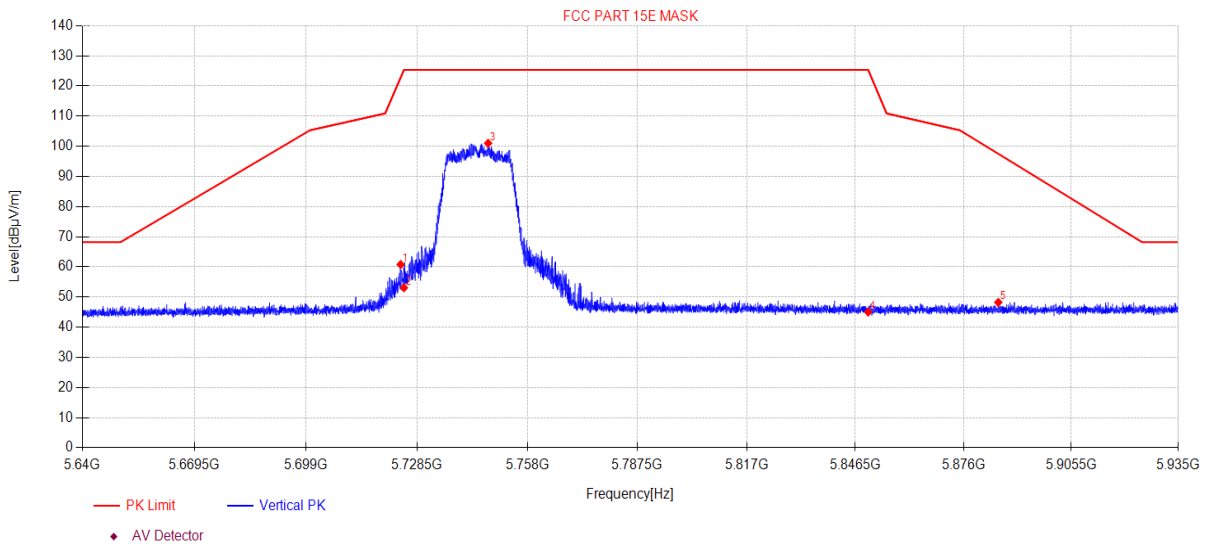
Note:

- Level = Reading + Cable loss + Antenna Factor + AMP
- If Peak Result complies with AV limit, AV Result is deemed to comply with AV limit.
- Test setup: RBW: 1 MHz, VBW: 3 MHz, Sweep time: auto.

TR-4-E-009 Radiated Emission Test Result

Test Date: 2023-09-08 **Tested By:** Bairong
EUT: Wireless Speaker **Model Number:** CITATION 500
Test Mode: TX Mode **Power Supply:** AC 120V/60Hz
Condition: Temp:21.1°C;Humi:68.5% **Test Site:** DDT 3# Chamber
File Path: d:\ts\2023 report data\Q23082222-2E CITATION 500\FCC ABOVE 1G 5.8GWIFI\14
Memo: 11N20MIMO 5745

Test Graph



Suspected Data List										
N O.	Freq. [MHz]	Reading [dBµV/m]	Cable loss [dB]	Antenna Factor [dB]	AMP [dB]	Level [dBµV/m]	Limit [dBµV/m]	Margin [dB]	Detector	Polarity
1	5724.13	62.27	5.87	33.45	-40.81	60.78	122.81	62.03	PK	Vertical
2	5725.00	54.57	5.87	33.45	-40.81	53.08	125.30	72.22	PK	Vertical
3	5747.47	102.43	5.88	33.49	-40.80	101.00	125.30	24.30	PK	Vertical
4	5850.00	46.05	5.94	33.80	-40.76	45.03	125.27	80.24	PK	Vertical
5	5885.50	49.17	5.95	33.87	-40.75	48.24	97.51	49.27	PK	Vertical

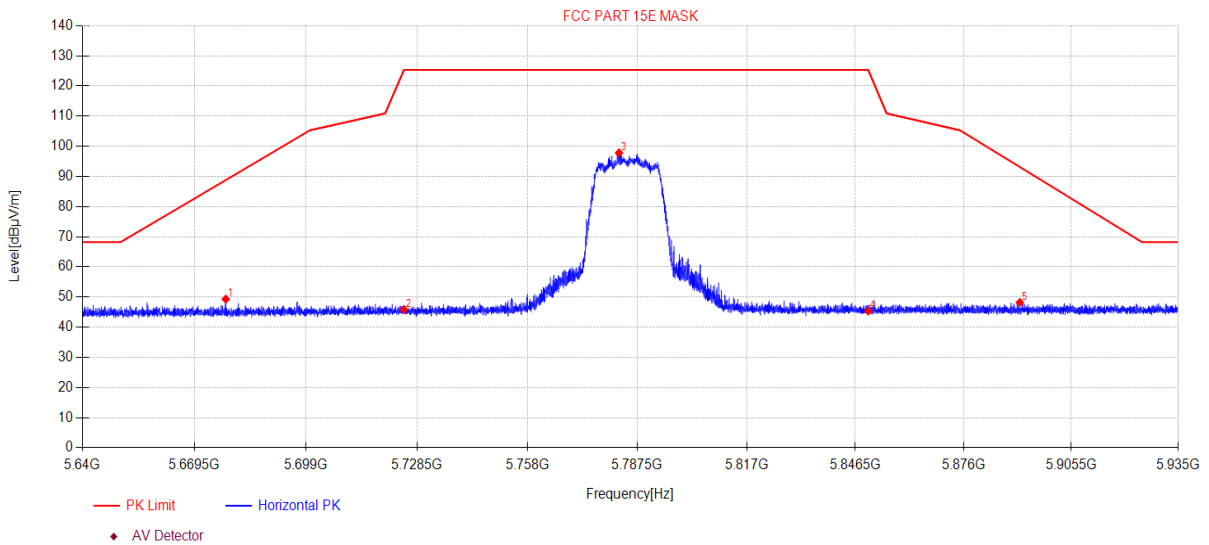
Note:

- Level = Reading + Cable loss + Antenna Factor + AMP
- If Peak Result complies with AV limit, AV Result is deemed to comply with AV limit.
- Test setup: RBW: 1 MHz, VBW: 3 MHz, Sweep time: auto.

TR-4-E-009 Radiated Emission Test Result

Test Date: 2023-09-08 **Tested By:** Bairong
EUT: Wireless Speaker **Model Number:** CITATION 500
Test Mode: TX Mode **Power Supply:** AC 120V/60Hz
Condition: Temp:21.1°C;Humi:68.5% **Test Site:** DDT 3# Chamber
File Path: d:\ts\2023 report data\Q23082222-2E CITATION 500\FCC ABOVE 1G 5.8GWIFI\15
Memo: 11N20MIMO 5785

Test Graph



Suspected Data List										
N O.	Freq. [MHz]	Reading [dBµV/m]	Cable loss [dB]	Antenna Factor [dB]	AMP [dB]	Level [dBµV/m]	Limit [dBµV/m]	Margin [dB]	Detector	Polarity
1	5677.76	50.96	5.85	33.31	-40.83	49.29	88.80	39.51	PK	Horizontal
2	5725.00	47.33	5.87	33.45	-40.81	45.84	125.30	79.46	PK	Horizontal
3	5782.57	99.06	5.90	33.63	-40.79	97.80	125.30	27.50	PK	Horizontal
4	5850.00	46.38	5.94	33.80	-40.76	45.36	125.27	79.91	PK	Horizontal
5	5891.40	49.09	5.96	33.88	-40.74	48.19	93.13	44.94	PK	Horizontal

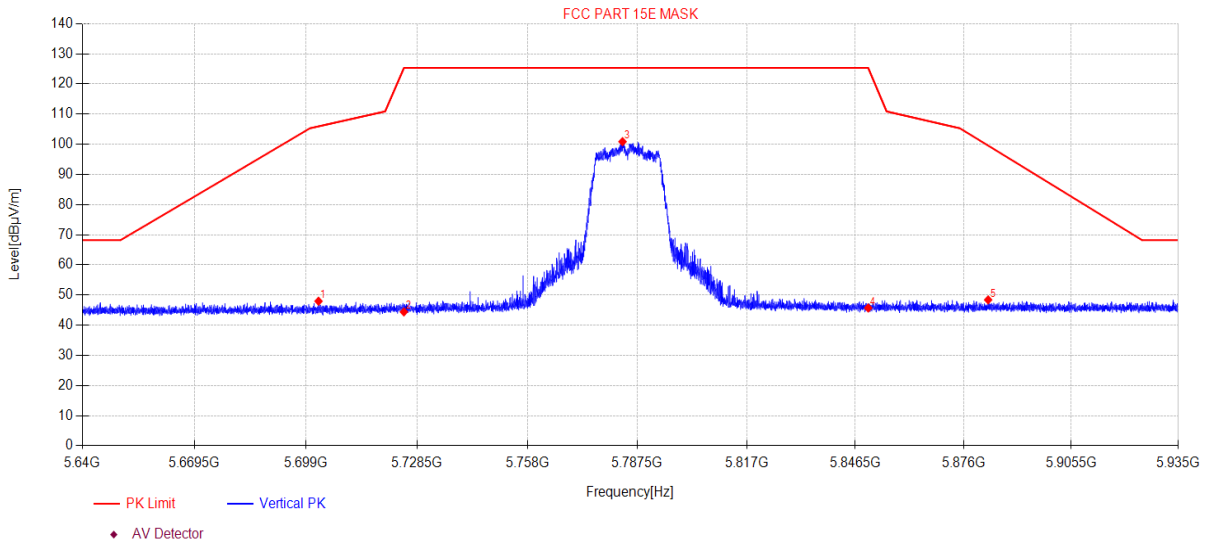
Note:

- Level = Reading + Cable loss + Antenna Factor + AMP
- If Peak Result complies with AV limit, AV Result is deemed to comply with AV limit.
- Test setup: RBW: 1 MHz, VBW: 3 MHz, Sweep time: auto.

TR-4-E-009 Radiated Emission Test Result

Test Date: 2023-09-08 **Tested By:** Bairong
EUT: Wireless Speaker **Model Number:** CITATION 500
Test Mode: TX Mode **Power Supply:** AC 120V/60Hz
Condition: Temp:21.1°C;Humi:68.5% **Test Site:** DDT 3# Chamber
File Path: d:\ts\2023 report data\Q23082222-2E CITATION 500\FCC ABOVE 1G 5.8GWIFI\16
Memo: 11N20MIMO 5785

Test Graph



Suspected Data List										
N O.	Freq. [MHz]	Reading [dBµV/m]	Cable loss [dB]	Antenna Factor [dB]	AMP [dB]	Level [dBµV/m]	Limit [dBµV/m]	Margin [dB]	Detector	Polarity
1	5702.30	49.52	5.86	33.40	-40.82	47.96	105.95	57.99	PK	Vertical
2	5725.00	45.90	5.87	33.45	-40.81	44.41	125.30	80.89	PK	Vertical
3	5783.52	102.13	5.90	33.63	-40.79	100.87	125.30	24.43	PK	Vertical
4	5850.00	46.72	5.94	33.80	-40.76	45.70	125.27	79.57	PK	Vertical
5	5882.73	49.33	5.95	33.87	-40.75	48.40	99.57	51.17	PK	Vertical

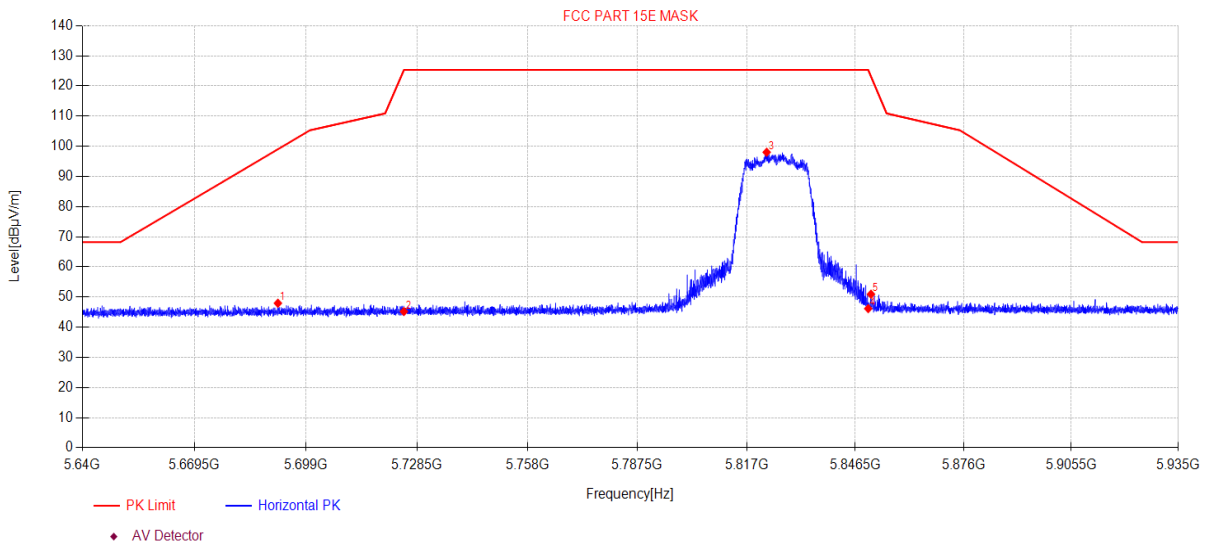
Note:

- Level = Reading + Cable loss + Antenna Factor + AMP
- If Peak Result complies with AV limit, AV Result is deemed to comply with AV limit.
- Test setup: RBW: 1 MHz, VBW: 3 MHz, Sweep time: auto.

TR-4-E-009 Radiated Emission Test Result

Test Date: 2023-09-08 **Tested By:** Bairong
EUT: Wireless Speaker **Model Number:** CITATION 500
Test Mode: TX Mode **Power Supply:** AC 120V/60Hz
Condition: Temp:21.1°C;Humi:68.5% **Test Site:** DDT 3# Chamber
File Path: d:\ts\2023 report data\Q23082222-2E CITATION 500\FCC ABOVE 1G 5.8GWIFI\17
Memo: 11N20MIMO 5825

Test Graph



Suspected Data List										
N O.	Freq. [MHz]	Reading [dBµV/m]	Cable loss [dB]	Antenna Factor [dB]	AMP [dB]	Level [dBµV/m]	Limit [dBµV/m]	Margin [dB]	Detector	Polarity
1	5691.54	49.54	5.86	33.37	-40.82	47.95	99.02	51.07	PK	Horizontal
2	5725.00	46.70	5.87	33.45	-40.81	45.21	125.30	80.09	PK	Horizontal
3	5822.43	99.13	5.92	33.74	-40.77	98.02	125.30	27.28	PK	Horizontal
4	5850.00	47.19	5.94	33.80	-40.76	46.17	125.27	79.10	PK	Horizontal
5	5850.75	51.96	5.94	33.80	-40.76	50.94	123.15	72.21	PK	Horizontal

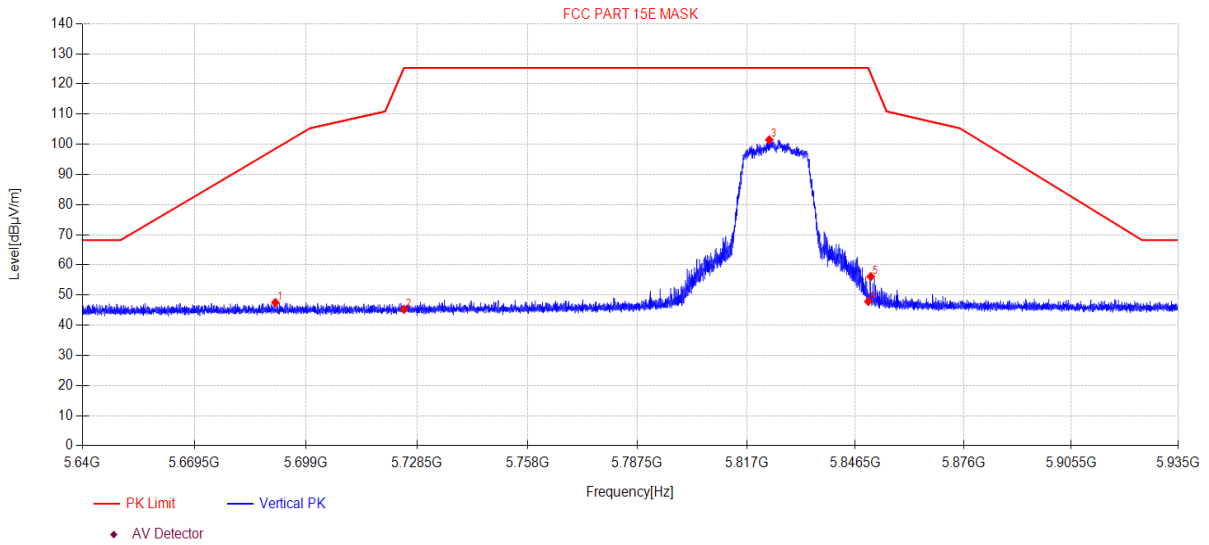
Note:

- Level = Reading + Cable loss + Antenna Factor + AMP
- If Peak Result complies with AV limit, AV Result is deemed to comply with AV limit.
- Test setup: RBW: 1 MHz, VBW: 3 MHz, Sweep time: auto.

TR-4-E-009 Radiated Emission Test Result

Test Date: 2023-09-08 **Tested By:** Bairong
EUT: Wireless Speaker **Model Number:** CITATION 500
Test Mode: TX Mode **Power Supply:** AC 120V/60Hz
Condition: Temp:21.1°C;Humi:68.5% **Test Site:** DDT 3# Chamber
File Path: d:\ts\2023 report data\Q23082222-2E CITATION 500\FCC ABOVE 1G 5.8GWIFI\18
Memo: 11N20MIMO 5825

Test Graph



Suspected Data List										
N O.	Freq. [MHz]	Reading [dBµV/m]	Cable loss [dB]	Antenna Factor [dB]	AMP [dB]	Level [dBµV/m]	Limit [dBµV/m]	Margin [dB]	Detector	Polarity
1	5690.86	49.11	5.86	33.36	-40.82	47.51	98.52	51.01	PK	Vertical
2	5725.00	46.74	5.87	33.45	-40.81	45.25	125.30	80.05	PK	Vertical
3	5823.14	102.57	5.92	33.75	-40.77	101.47	125.30	23.83	PK	Vertical
4	5850.00	48.86	5.94	33.80	-40.76	47.84	125.27	77.43	PK	Vertical
5	5850.69	57.13	5.94	33.80	-40.76	56.11	123.32	67.21	PK	Vertical

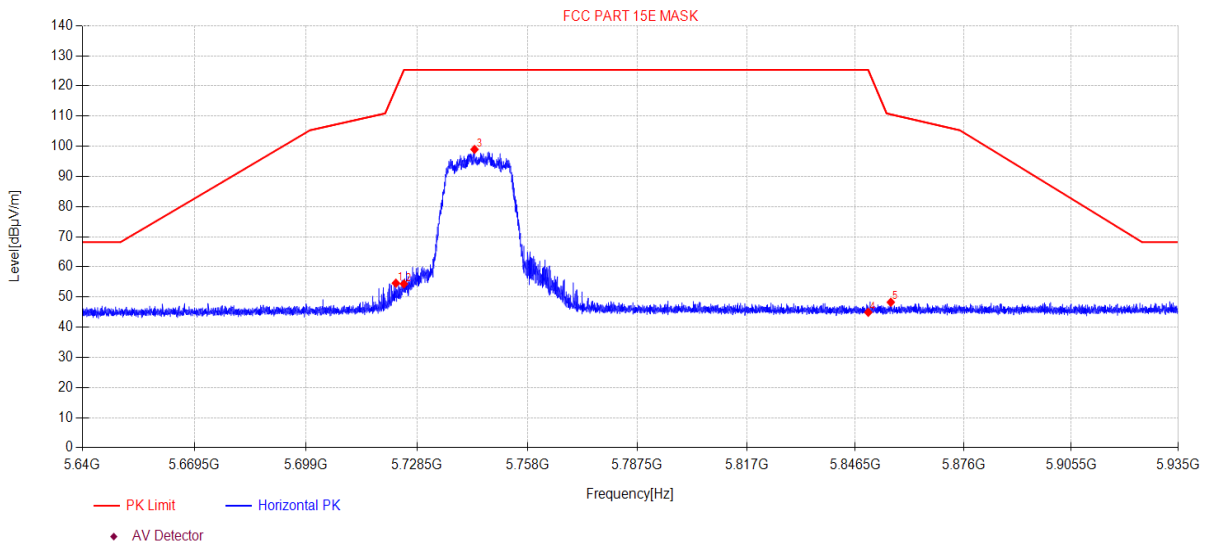
Note:

- Level = Reading + Cable loss + Antenna Factor + AMP
- If Peak Result complies with AV limit, AV Result is deemed to comply with AV limit.
- Test setup: RBW: 1 MHz, VBW: 3 MHz, Sweep time: auto.

TR-4-E-009 Radiated Emission Test Result

Test Date: 2023-09-08 **Tested By:** Bairong
EUT: Wireless Speaker **Model Number:** CITATION 500
Test Mode: TX Mode **Power Supply:** AC 120V/60Hz
Condition: Temp:21.1°C;Humi:68.5% **Test Site:** DDT 3# Chamber
File Path: d:\ts\2023 report data\Q23082222-2E CITATION 500\FCC ABOVE 1G 5.8GWIFI\19
Memo: 11AC20MIMO 5745

Test Graph



Suspected Data List										
N O.	Freq. [MHz]	Reading [dBµV/m]	Cable loss [dB]	Antenna Factor [dB]	AMP [dB]	Level [dBµV/m]	Limit [dBµV/m]	Margin [dB]	Detector	Polarity
1	5722.87	56.08	5.87	33.45	-40.81	54.59	119.15	64.56	PK	Horizontal
2	5725.00	55.84	5.87	33.45	-40.81	54.35	125.30	70.95	PK	Horizontal
3	5743.84	100.39	5.88	33.49	-40.80	98.96	125.30	26.34	PK	Horizontal
4	5850.00	45.95	5.94	33.80	-40.76	44.93	125.27	80.34	PK	Horizontal
5	5856.15	49.28	5.94	33.81	-40.76	48.27	110.58	62.31	PK	Horizontal

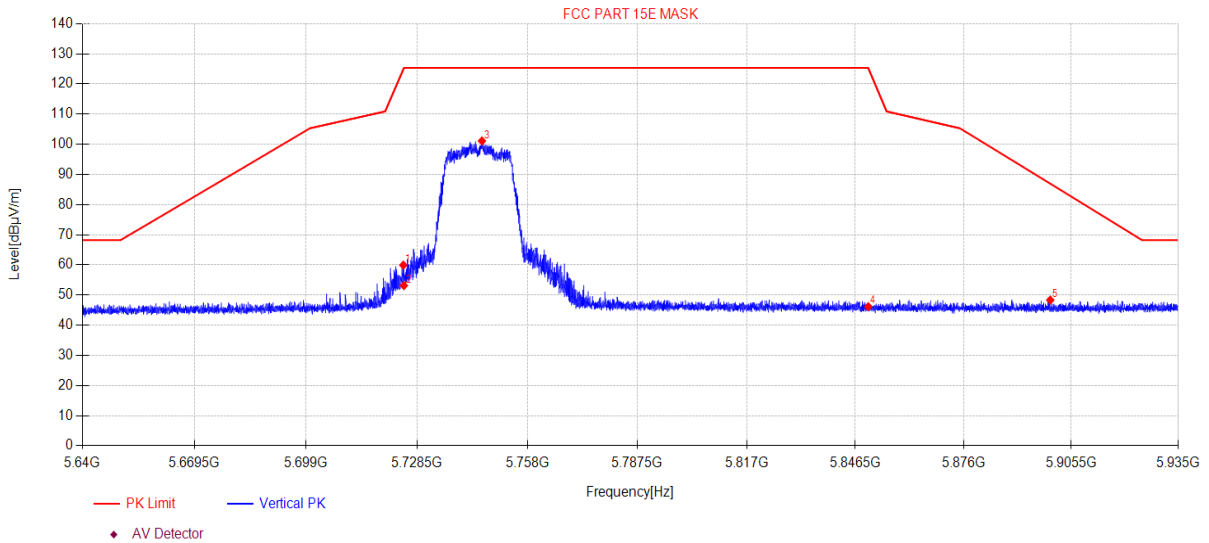
Note:

- Level = Reading + Cable loss + Antenna Factor + AMP
- If Peak Result complies with AV limit, AV Result is deemed to comply with AV limit.
- Test setup: RBW: 1 MHz, VBW: 3 MHz, Sweep time: auto.

TR-4-E-009 Radiated Emission Test Result

Test Date: 2023-09-08 **Tested By:** Bairong
EUT: Wireless Speaker **Model Number:** CITATION 500
Test Mode: TX Mode **Power Supply:** AC 120V/60Hz
Condition: Temp:21.1°C;Humi:68.5% **Test Site:** DDT 3# Chamber
File Path: d:\ts\2023 report data\Q23082222-2E CITATION 500\FCC ABOVE 1G 5.8GWIFI\20
Memo: 11AC20MIMO 5745

Test Graph



Suspected Data List										
N O.	Freq. [MHz]	Reading [dBµV/m]	Cable loss [dB]	Antenna Factor [dB]	AMP [dB]	Level [dBµV/m]	Limit [dBµV/m]	Margin [dB]	Detector	Polarity
1	5724.84	61.41	5.87	33.45	-40.81	59.92	124.84	64.92	PK	Vertical
2	5725.00	54.63	5.87	33.45	-40.81	53.14	125.30	72.16	PK	Vertical
3	5745.82	102.54	5.88	33.49	-40.80	101.11	125.30	24.19	PK	Vertical
4	5850.00	47.19	5.94	33.80	-40.76	46.17	125.27	79.10	PK	Vertical
5	5899.75	49.22	5.96	33.90	-40.74	48.34	86.94	38.60	PK	Vertical

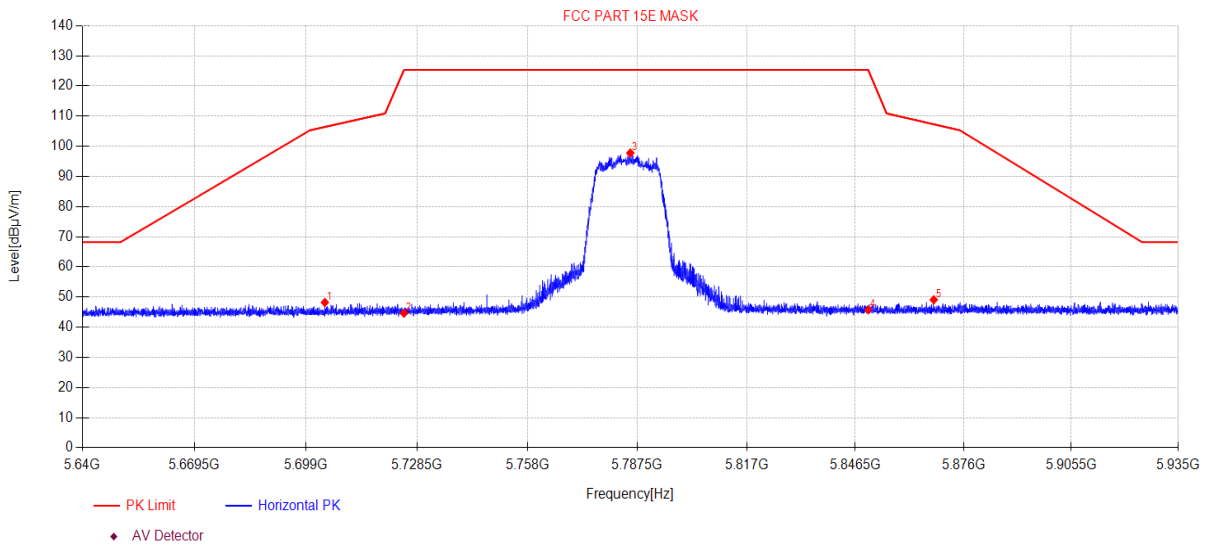
Note:

- Level = Reading + Cable loss + Antenna Factor + AMP
- If Peak Result complies with AV limit, AV Result is deemed to comply with AV limit.
- Test setup: RBW: 1 MHz, VBW: 3 MHz, Sweep time: auto.

TR-4-E-009 Radiated Emission Test Result

Test Date: 2023-09-08 **Tested By:** Bairong
EUT: Wireless Speaker **Model Number:** CITATION 500
Test Mode: TX Mode **Power Supply:** AC 120V/60Hz
Condition: Temp:21.1°C;Humi:68.5% **Test Site:** DDT 3# Chamber
File Path: d:\ts\2023 report data\Q23082222-2E CITATION 500\FCC ABOVE 1G 5.8GWIFI\21
Memo: 11AC20MIMO 5785

Test Graph



Suspected Data List										
N O.	Freq. [MHz]	Reading [dBµV/m]	Cable loss [dB]	Antenna Factor [dB]	AMP [dB]	Level [dBµV/m]	Limit [dBµV/m]	Margin [dB]	Detector	Polarity
1	5703.99	49.77	5.86	33.41	-40.82	48.22	106.42	58.20	PK	Horizontal
2	5725.00	46.10	5.87	33.45	-40.81	44.61	125.30	80.69	PK	Horizontal
3	5785.61	99.02	5.90	33.64	-40.79	97.77	125.30	27.53	PK	Horizontal
4	5850.00	46.78	5.94	33.80	-40.76	45.76	125.27	79.51	PK	Horizontal
5	5867.86	50.06	5.94	33.84	-40.75	49.09	107.30	58.21	PK	Horizontal

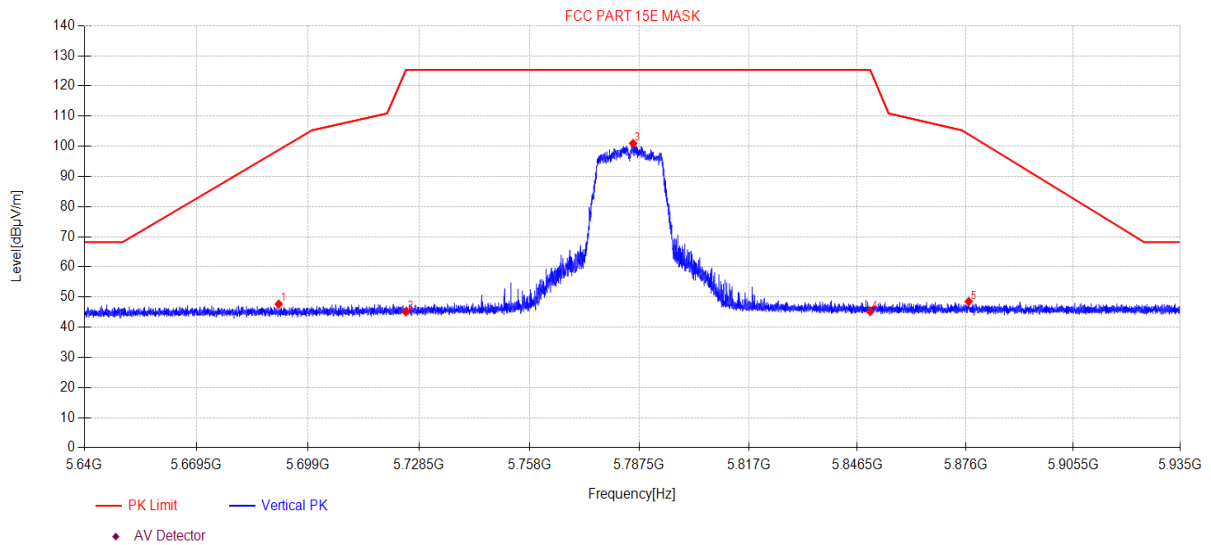
Note:

- Level = Reading + Cable loss + Antenna Factor + AMP
- If Peak Result complies with AV limit, AV Result is deemed to comply with AV limit.
- Test setup: RBW: 1 MHz, VBW: 3 MHz, Sweep time: auto.

TR-4-E-009 Radiated Emission Test Result

Test Date: 2023-09-08 **Tested By:** Bairong
EUT: Wireless Speaker **Model Number:** CITATION 500
Test Mode: TX Mode **Power Supply:** AC 120V/60Hz
Condition: Temp:21.1°C;Humi:68.5% **Test Site:** DDT 3# Chamber
File Path: d:\ts\2023 report data\Q23082222-2E CITATION 500\FCC ABOVE 1G 5.8GWIFI\22
Memo: 11AC20MIMO 5785

Test Graph



Suspected Data List										
N O.	Freq. [MHz]	Reading [dBµV/m]	Cable loss [dB]	Antenna Factor [dB]	AMP [dB]	Level [dBµV/m]	Limit [dBµV/m]	Margin [dB]	Detector	Polarity
1	5691.24	49.27	5.86	33.36	-40.82	47.67	98.80	51.13	PK	Vertical
2	5725.00	46.59	5.87	33.45	-40.81	45.10	125.30	80.20	PK	Vertical
3	5785.82	102.21	5.90	33.64	-40.79	100.96	125.30	24.34	PK	Vertical
4	5850.00	46.18	5.94	33.80	-40.76	45.16	125.27	80.11	PK	Vertical
5	5876.86	49.46	5.95	33.85	-40.75	48.51	103.92	55.41	PK	Vertical

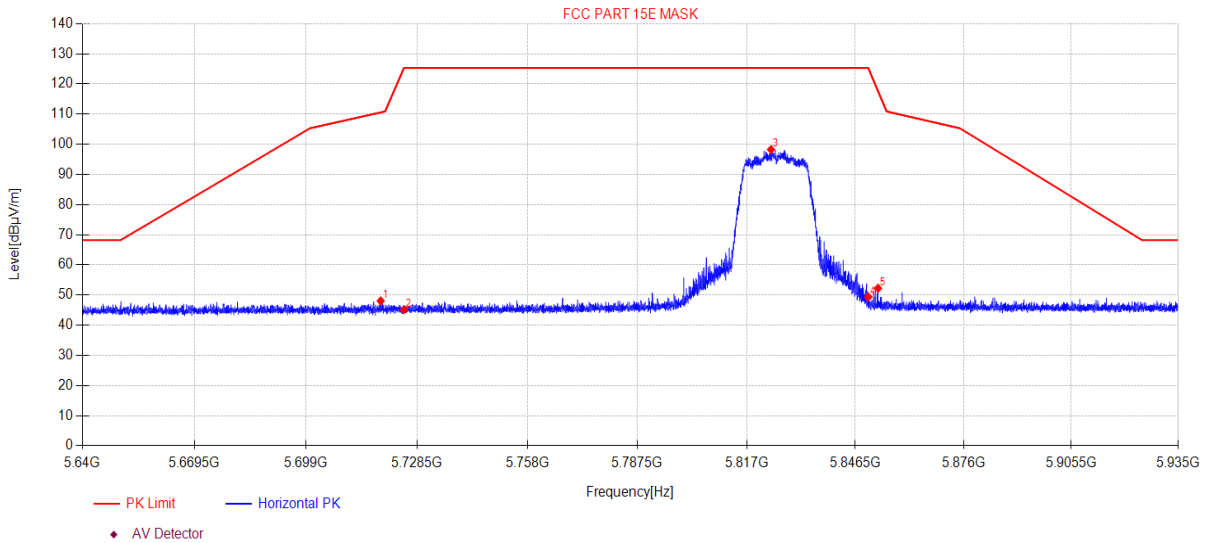
Note:

- Level = Reading + Cable loss + Antenna Factor + AMP
- If Peak Result complies with AV limit, AV Result is deemed to comply with AV limit.
- Test setup: RBW: 1 MHz, VBW: 3 MHz, Sweep time: auto.

TR-4-E-009 Radiated Emission Test Result

Test Date: 2023-09-08 **Tested By:** Bairong
EUT: Wireless Speaker **Model Number:** CITATION 500
Test Mode: TX Mode **Power Supply:** AC 120V/60Hz
Condition: Temp:21.1°C;Humi:68.5% **Test Site:** DDT 3# Chamber
File Path: d:\ts\2023 report data\Q23082222-2E CITATION 500\FCC ABOVE 1G 5.8GWIFI\23
Memo: 11AC20MIMO 5825

Test Graph



Suspected Data List										
N O.	Freq. [MHz]	Reading [dBµV/m]	Cable loss [dB]	Antenna Factor [dB]	AMP [dB]	Level [dBµV/m]	Limit [dBµV/m]	Margin [dB]	Detector	Polarity
1	5718.82	49.55	5.87	33.44	-40.81	48.05	110.57	62.52	PK	Horizontal
2	5725.00	46.64	5.87	33.45	-40.81	45.15	125.30	80.15	PK	Horizontal
3	5823.61	99.35	5.92	33.75	-40.77	98.25	125.30	27.05	PK	Horizontal
4	5850.00	50.39	5.94	33.80	-40.76	49.37	125.27	75.90	PK	Horizontal
5	5852.67	53.26	5.94	33.81	-40.76	52.25	117.62	65.37	PK	Horizontal

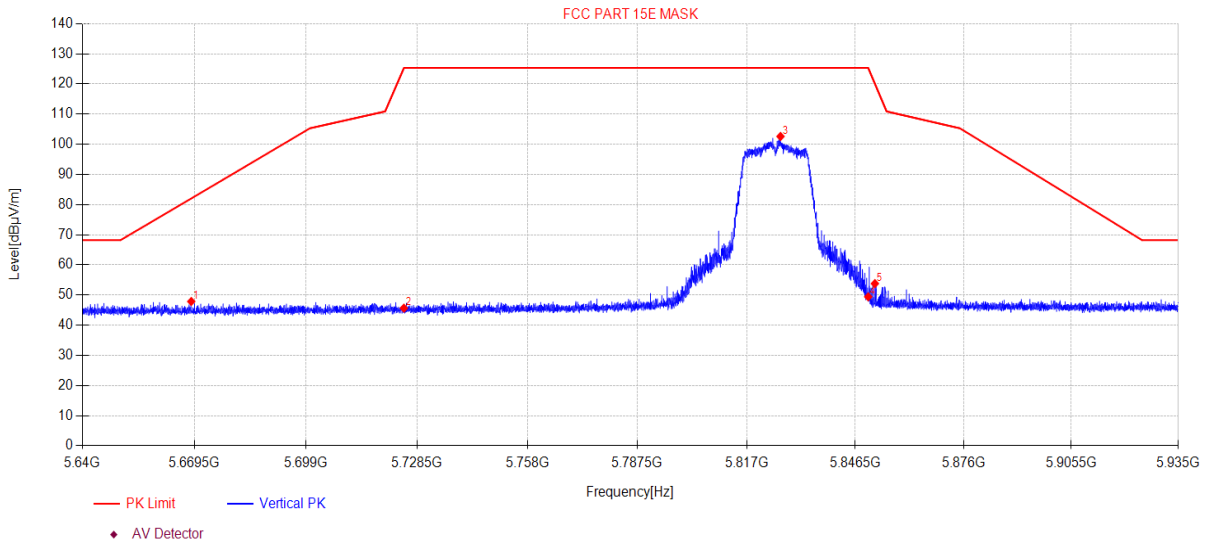
Note:

- Level = Reading + Cable loss + Antenna Factor + AMP
- If Peak Result complies with AV limit, AV Result is deemed to comply with AV limit.
- Test setup: RBW: 1 MHz, VBW: 3 MHz, Sweep time: auto.

TR-4-E-009 Radiated Emission Test Result

Test Date: 2023-09-08 **Tested By:** Bairong
EUT: Wireless Speaker **Model Number:** CITATION 500
Test Mode: TX Mode **Power Supply:** AC 120V/60Hz
Condition: Temp:21.1°C;Humi:68.5% **Test Site:** DDT 3# Chamber
File Path: d:\ts\2023 report data\Q23082222-2E CITATION 500\FCC ABOVE 1G 5.8GWIFI\24
Memo: 11AC20MIMO 5825

Test Graph



Suspected Data List										
N O.	Freq. [MHz]	Reading [dBμV/m]	Cable loss [dB]	Antenna Factor [dB]	AMP [dB]	Level [dBμV/m]	Limit [dBμV/m]	Margin [dB]	Detector	Polarity
1	5668.64	49.58	5.84	33.27	-40.83	47.86	82.03	34.17	PK	Vertical
2	5725.00	47.13	5.87	33.45	-40.81	45.64	125.30	79.66	PK	Vertical
3	5826.17	103.69	5.92	33.75	-40.77	102.59	125.30	22.71	PK	Vertical
4	5850.00	50.43	5.94	33.80	-40.76	49.41	125.27	75.86	PK	Vertical
5	5851.81	54.81	5.94	33.80	-40.76	53.79	120.09	66.30	PK	Vertical

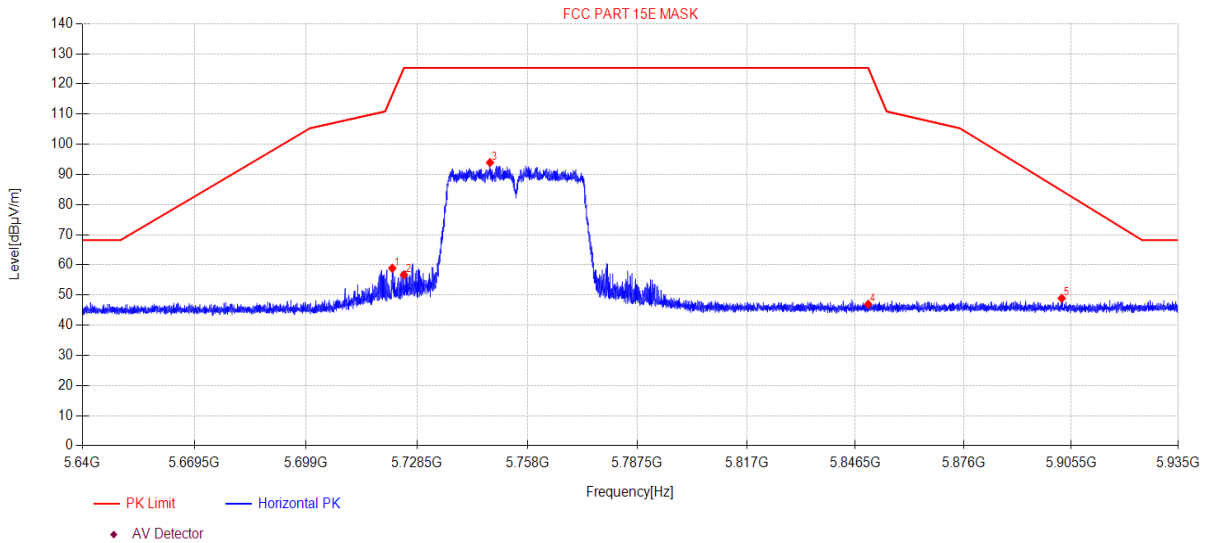
Note:

- Level = Reading + Cable loss + Antenna Factor + AMP
- If Peak Result complies with AV limit, AV Result is deemed to comply with AV limit.
- Test setup: RBW: 1 MHz, VBW: 3 MHz, Sweep time: auto.

TR-4-E-009 Radiated Emission Test Result

Test Date: 2023-09-08 **Tested By:** Bairong
EUT: Wireless Speaker **Model Number:** CITATION 500
Test Mode: TX Mode **Power Supply:** AC 120V/60Hz
Condition: Temp:21.1°C;Humi:68.5% **Test Site:** DDT 3# Chamber
File Path: d:\ts\2023 report data\Q23082222-2E CITATION 500\FCC ABOVE 1G 5.8GWIFI\25
Memo: 11N40MIMO 5755

Test Graph



Suspected Data List										
N O.	Freq. [MHz]	Reading [dBµV/m]	Cable loss [dB]	Antenna Factor [dB]	AMP [dB]	Level [dBµV/m]	Limit [dBµV/m]	Margin [dB]	Detector	Polarity
1	5721.92	60.37	5.87	33.44	-40.81	58.87	116.43	57.56	PK	Horizontal
2	5725.00	58.20	5.87	33.45	-40.81	56.71	125.30	68.59	PK	Horizontal
3	5747.97	95.36	5.88	33.50	-40.80	93.94	125.30	31.36	PK	Horizontal
4	5850.00	47.96	5.94	33.80	-40.76	46.94	125.27	78.33	PK	Horizontal
5	5902.90	49.79	5.96	33.91	-40.74	48.92	84.60	35.68	PK	Horizontal

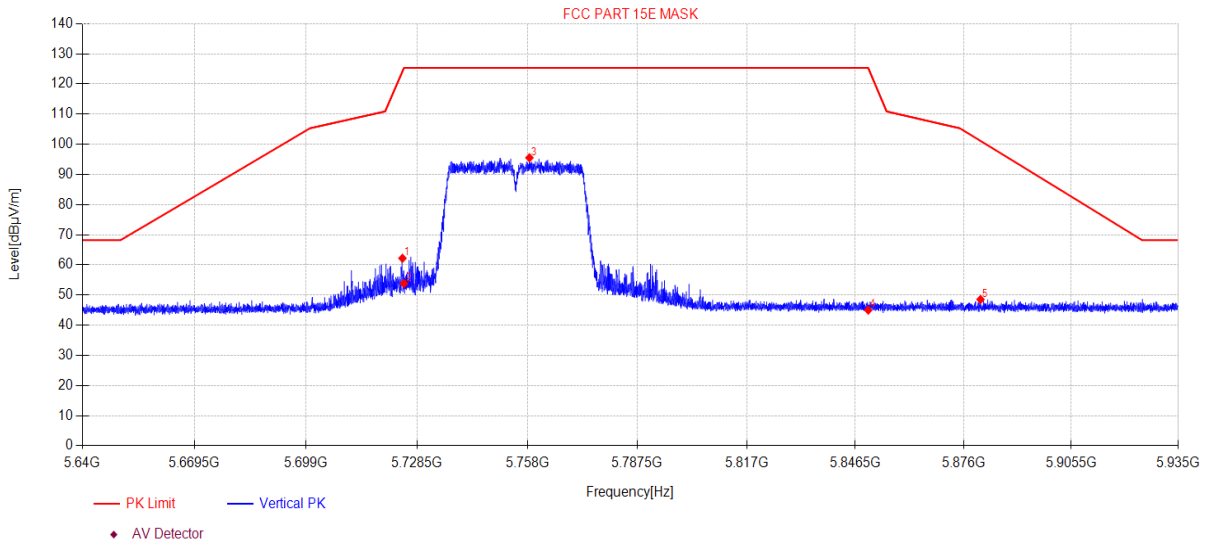
Note:

- Level = Reading + Cable loss + Antenna Factor + AMP
- If Peak Result complies with AV limit, AV Result is deemed to comply with AV limit.
- Test setup: RBW: 1 MHz, VBW: 3 MHz, Sweep time: auto.

TR-4-E-009 Radiated Emission Test Result

Test Date: 2023-09-08 **Tested By:** Bairong
EUT: Wireless Speaker **Model Number:** CITATION 500
Test Mode: TX Mode **Power Supply:** AC 120V/60Hz
Condition: Temp:21.1°C;Humi:68.5% **Test Site:** DDT 3# Chamber
File Path: d:\ts\2023 report data\Q23082222-2E CITATION 500\FCC ABOVE 1G 5.8GWIFI\26
Memo: 11N40MIMO 5755

Test Graph



Suspected Data List										
N O.	Freq. [MHz]	Reading [dBµV/m]	Cable loss [dB]	Antenna Factor [dB]	AMP [dB]	Level [dBµV/m]	Limit [dBµV/m]	Margin [dB]	Detector	Polarity
1	5724.61	63.69	5.87	33.45	-40.81	62.20	124.17	61.97	PK	Vertical
2	5725.00	55.30	5.87	33.45	-40.81	53.81	125.30	71.49	PK	Vertical
3	5758.53	96.90	5.89	33.53	-40.80	95.52	125.30	29.78	PK	Vertical
4	5850.00	46.02	5.94	33.80	-40.76	45.00	125.27	80.27	PK	Vertical
5	5880.63	49.47	5.95	33.86	-40.75	48.53	101.12	52.59	PK	Vertical

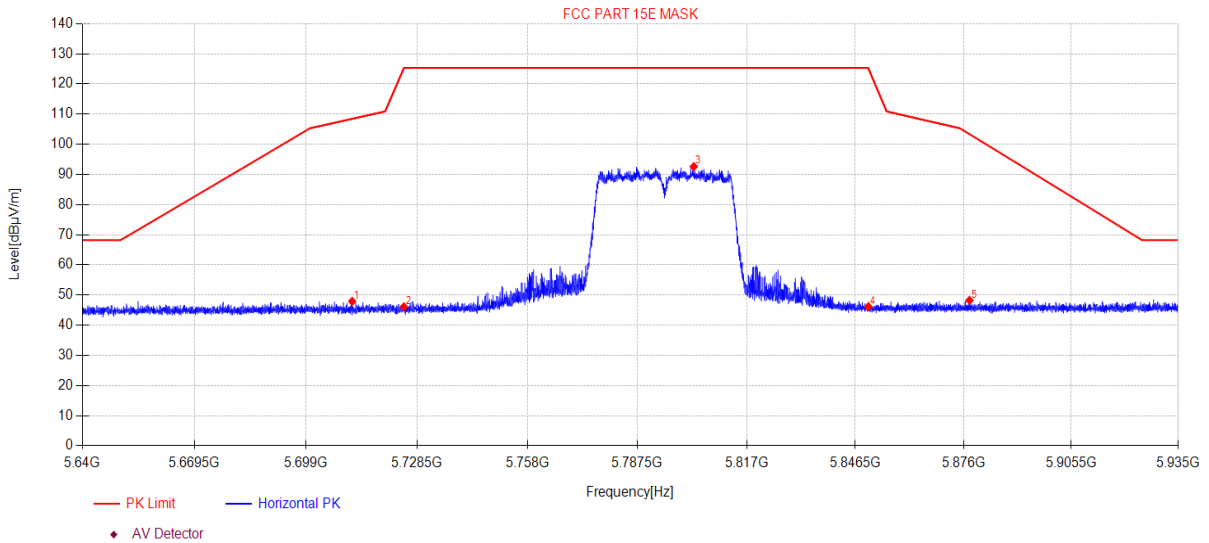
Note:

- Level = Reading + Cable loss + Antenna Factor + AMP
- If Peak Result complies with AV limit, AV Result is deemed to comply with AV limit.
- Test setup: RBW: 1 MHz, VBW: 3 MHz, Sweep time: auto.

TR-4-E-009 Radiated Emission Test Result

Test Date: 2023-09-08 **Tested By:** Bairong
EUT: Wireless Speaker **Model Number:** CITATION 500
Test Mode: TX Mode **Power Supply:** AC 120V/60Hz
Condition: Temp:21.1°C;Humi:68.5% **Test Site:** DDT 3# Chamber
File Path: d:\ts\2023 report data\Q23082222-2E CITATION 500\FCC ABOVE 1G 5.8GWIFI\27
Memo: 11N40MIMO 5795

Test Graph



Suspected Data List										
N O.	Freq. [MHz]	Reading [dBµV/m]	Cable loss [dB]	Antenna Factor [dB]	AMP [dB]	Level [dBµV/m]	Limit [dBµV/m]	Margin [dB]	Detector	Polarity
1	5711.24	49.43	5.87	33.42	-40.82	47.90	108.45	60.55	PK	Horizontal
2	5725.00	47.58	5.87	33.45	-40.81	46.09	125.30	79.21	PK	Horizontal
3	5802.72	93.77	5.91	33.71	-40.78	92.61	125.30	32.69	PK	Horizontal
4	5850.00	47.14	5.94	33.80	-40.76	46.12	125.27	79.15	PK	Horizontal
5	5877.62	49.17	5.95	33.86	-40.75	48.23	103.35	55.12	PK	Horizontal

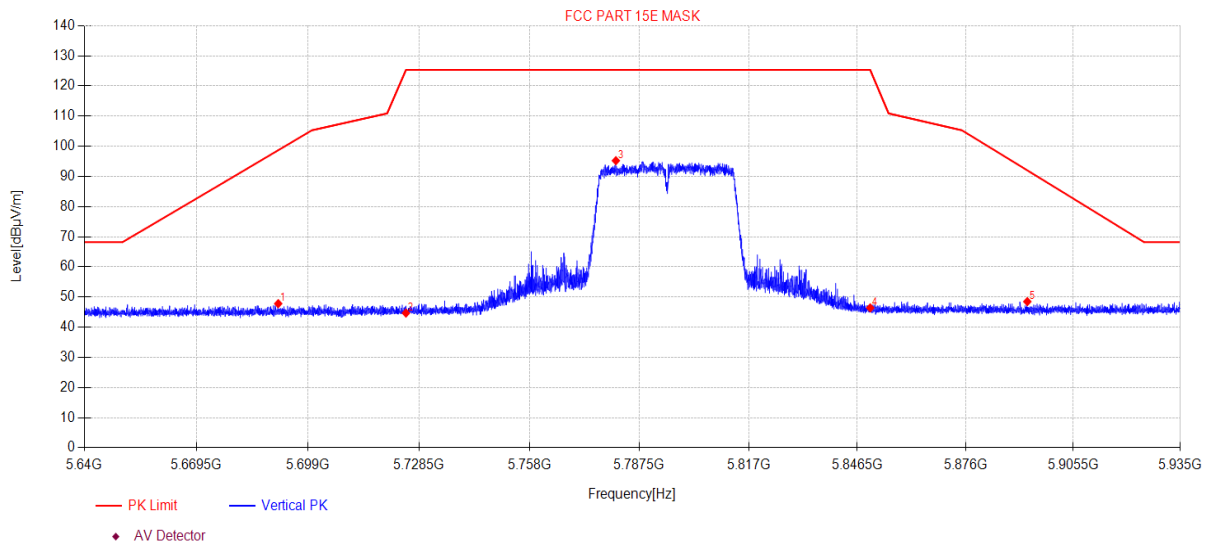
Note:

- Level = Reading + Cable loss + Antenna Factor + AMP
- If Peak Result complies with AV limit, AV Result is deemed to comply with AV limit.
- Test setup: RBW: 1 MHz, VBW: 3 MHz, Sweep time: auto.

TR-4-E-009 Radiated Emission Test Result

Test Date: 2023-09-08 **Tested By:** Bairong
EUT: Wireless Speaker **Model Number:** CITATION 500
Test Mode: TX Mode **Power Supply:** AC 120V/60Hz
Condition: Temp:21.1°C;Humi:68.5% **Test Site:** DDT 3# Chamber
File Path: d:\ts\2023 report data\Q23082222-2E CITATION 500\FCC ABOVE 1G 5.8GWIFI\28
Memo: 11N40MIMO 5795

Test Graph



Suspected Data List										
N O.	Freq. [MHz]	Reading [dBμV/m]	Cable loss [dB]	Antenna Factor [dB]	AMP [dB]	Level [dBμV/m]	Limit [dBμV/m]	Margin [dB]	Detector	Polarity
1	5691.09	49.41	5.86	33.36	-40.82	47.81	98.69	50.88	PK	Vertical
2	5725.00	46.17	5.87	33.45	-40.81	44.68	125.30	80.62	PK	Vertical
3	5781.19	96.50	5.90	33.62	-40.79	95.23	125.30	30.07	PK	Vertical
4	5850.00	47.42	5.94	33.80	-40.76	46.40	125.27	78.87	PK	Vertical
5	5892.90	49.37	5.96	33.89	-40.74	48.48	92.02	43.54	PK	Vertical

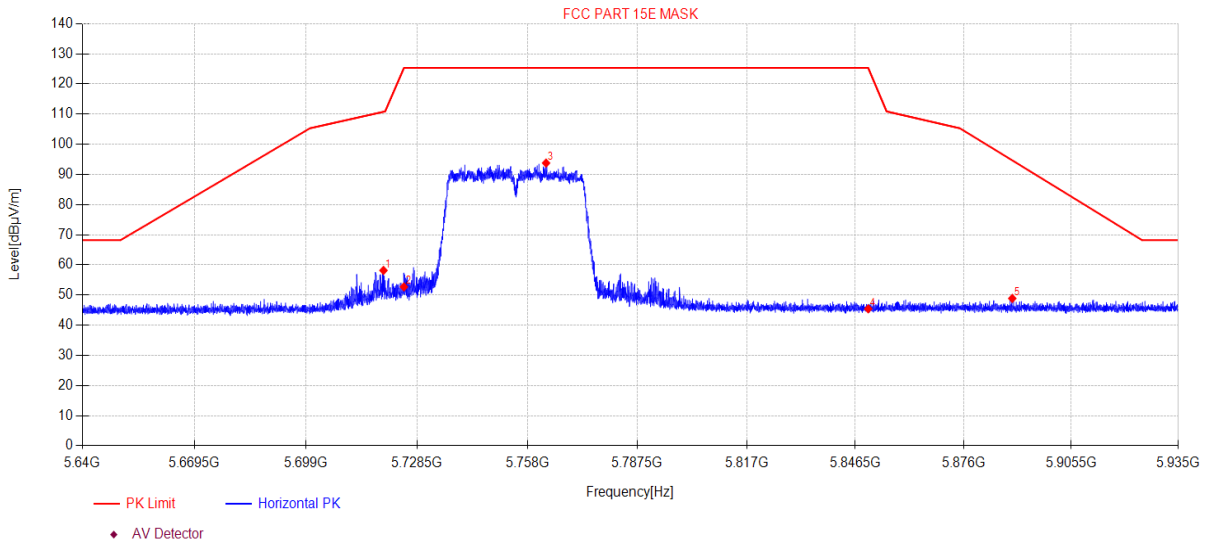
Note:

- Level = Reading + Cable loss + Antenna Factor + AMP
- If Peak Result complies with AV limit, AV Result is deemed to comply with AV limit.
- Test setup: RBW: 1 MHz, VBW: 3 MHz, Sweep time: auto.

TR-4-E-009 Radiated Emission Test Result

Test Date: 2023-09-08 **Tested By:** Bairong
EUT: Wireless Speaker **Model Number:** CITATION 500
Test Mode: TX Mode **Power Supply:** AC 120V/60Hz
Condition: Temp:21.1°C;Humi:68.5% **Test Site:** DDT 3# Chamber
File Path: d:\ts\2023 report data\Q23082222-2E CITATION 500\FCC ABOVE 1G 5.8GWIFI\29
Memo: 11AC40MIMO 5755

Test Graph



Suspected Data List										
N O.	Freq. [MHz]	Reading [dBµV/m]	Cable loss [dB]	Antenna Factor [dB]	AMP [dB]	Level [dBµV/m]	Limit [dBµV/m]	Margin [dB]	Detector	Polarity
1	5719.56	59.66	5.87	33.44	-40.81	58.16	110.78	52.62	PK	Horizontal
2	5725.00	54.20	5.87	33.45	-40.81	52.71	125.30	72.59	PK	Horizontal
3	5762.99	95.13	5.89	33.55	-40.79	93.78	125.30	31.52	PK	Horizontal
4	5850.00	46.44	5.94	33.80	-40.76	45.42	125.27	79.85	PK	Horizontal
5	5889.33	49.79	5.95	33.88	-40.74	48.88	94.66	45.78	PK	Horizontal

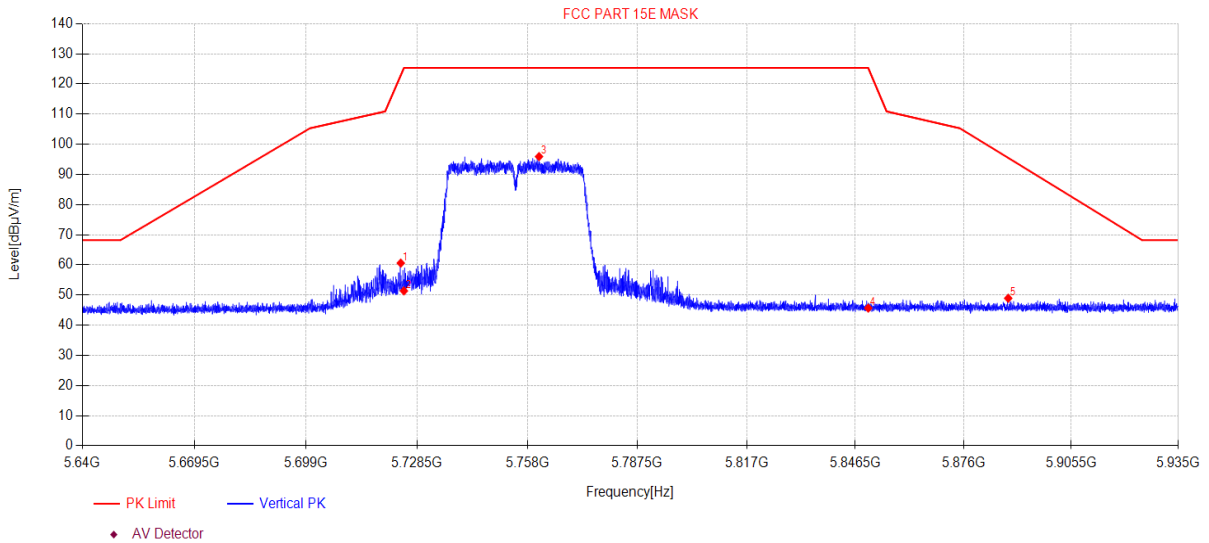
Note:

- Level = Reading + Cable loss + Antenna Factor + AMP
- If Peak Result complies with AV limit, AV Result is deemed to comply with AV limit.
- Test setup: RBW: 1 MHz, VBW: 3 MHz, Sweep time: auto.

TR-4-E-009 Radiated Emission Test Result

Test Date: 2023-09-08 **Tested By:** Bairong
EUT: Wireless Speaker **Model Number:** CITATION 500
Test Mode: TX Mode **Power Supply:** AC 120V/60Hz
Condition: Temp:21.1°C;Humi:68.5% **Test Site:** DDT 3# Chamber
File Path: d:\ts\2023 report data\Q23082222-2E CITATION 500\FCC ABOVE 1G 5.8GWIFI\30
Memo: 11AC40MIMO 5755

Test Graph



Suspected Data List										
N O.	Freq. [MHz]	Reading [dBµV/m]	Cable loss [dB]	Antenna Factor [dB]	AMP [dB]	Level [dBµV/m]	Limit [dBµV/m]	Margin [dB]	Detector	Polarity
1	5724.16	62.08	5.87	33.45	-40.81	60.59	122.89	62.30	PK	Vertical
2	5725.00	52.86	5.87	33.45	-40.81	51.37	125.30	73.93	PK	Vertical
3	5761.10	97.29	5.89	33.54	-40.80	95.92	125.30	29.38	PK	Vertical
4	5850.00	46.68	5.94	33.80	-40.76	45.66	125.27	79.61	PK	Vertical
5	5888.21	49.84	5.95	33.88	-40.74	48.93	95.50	46.57	PK	Vertical

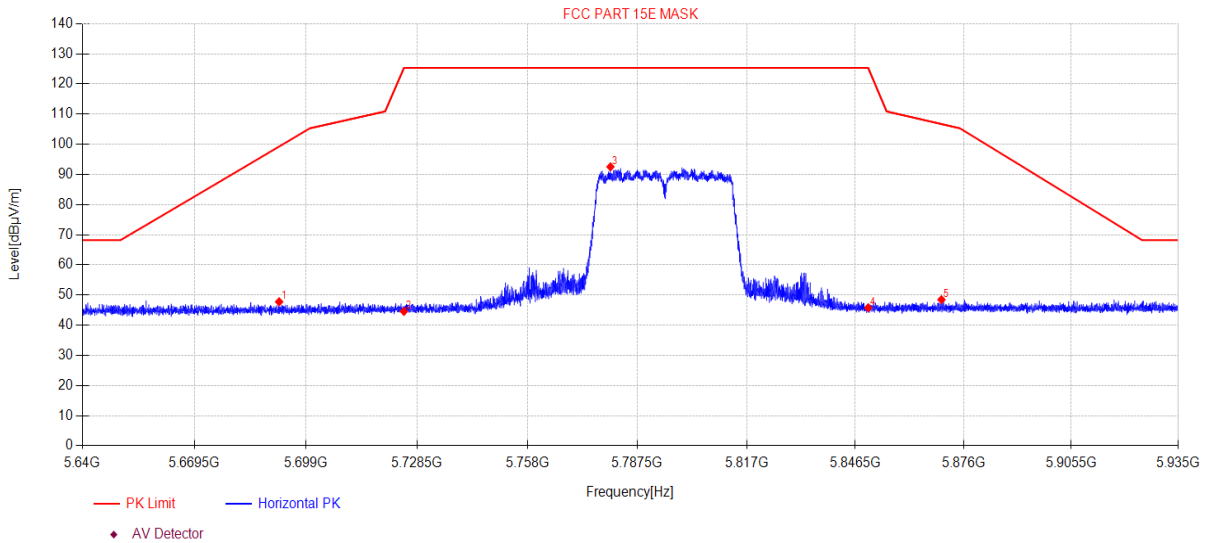
Note:

- Level = Reading + Cable loss + Antenna Factor + AMP
- If Peak Result complies with AV limit, AV Result is deemed to comply with AV limit.
- Test setup: RBW: 1 MHz, VBW: 3 MHz, Sweep time: auto.

TR-4-E-009 Radiated Emission Test Result

Test Date: 2023-09-08 **Tested By:** Bairong
EUT: Wireless Speaker **Model Number:** CITATION 500
Test Mode: TX Mode **Power Supply:** AC 120V/60Hz
Condition: Temp:21.1°C;Humi:68.5% **Test Site:** DDT 3# Chamber
File Path: d:\ts\2023 report data\Q23082222-2E CITATION 500\FCC ABOVE 1G 5.8GWIFI\31
Memo: 11AC40MIMO 5795

Test Graph



Suspected Data List										
N O.	Freq. [MHz]	Reading [dBµV/m]	Cable loss [dB]	Antenna Factor [dB]	AMP [dB]	Level [dBµV/m]	Limit [dBµV/m]	Margin [dB]	Detector	Polarity
1	5691.86	49.35	5.86	33.37	-40.82	47.76	99.26	51.50	PK	Horizontal
2	5725.00	46.06	5.87	33.45	-40.81	44.57	125.30	80.73	PK	Horizontal
3	5780.27	93.80	5.90	33.62	-40.79	92.53	125.30	32.77	PK	Horizontal
4	5850.00	46.81	5.94	33.80	-40.76	45.79	125.27	79.48	PK	Horizontal
5	5869.95	49.43	5.94	33.84	-40.75	48.46	106.71	58.25	PK	Horizontal

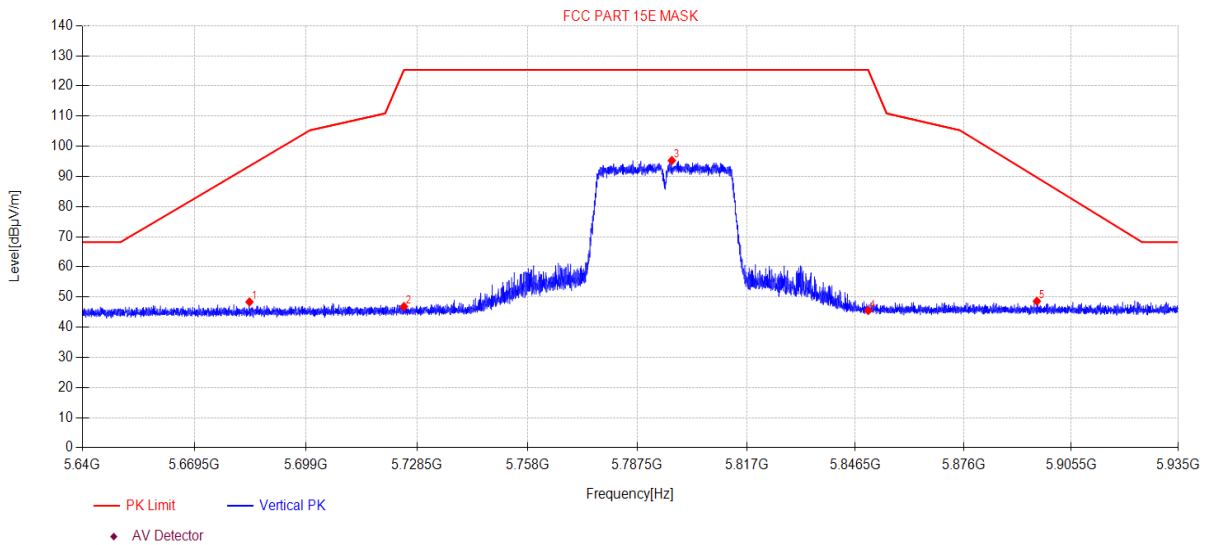
Note:

- Level = Reading + Cable loss + Antenna Factor + AMP
- If Peak Result complies with AV limit, AV Result is deemed to comply with AV limit.
- Test setup: RBW: 1 MHz, VBW: 3 MHz, Sweep time: auto.

TR-4-E-009 Radiated Emission Test Result

Test Date: 2023-09-08 **Tested By:** Bairong
EUT: Wireless Speaker **Model Number:** CITATION 500
Test Mode: TX Mode **Power Supply:** AC 120V/60Hz
Condition: Temp:21.1°C;Humi:68.5% **Test Site:** DDT 3# Chamber
File Path: d:\ts\2023 report data\Q23082222-2E CITATION 500\FCC ABOVE 1G 5.8GWIFI\32
Memo: 11AC40MIMO 5795

Test Graph



Suspected Data List										
N O.	Freq. [MHz]	Reading [dBµV/m]	Cable loss [dB]	Antenna Factor [dB]	AMP [dB]	Level [dBµV/m]	Limit [dBµV/m]	Margin [dB]	Detector	Polarity
1	5684.01	50.01	5.85	33.34	-40.83	48.37	93.44	45.07	PK	Vertical
2	5725.00	48.33	5.87	33.45	-40.81	46.84	125.30	78.46	PK	Vertical
3	5796.79	96.45	5.91	33.69	-40.78	95.27	125.30	30.03	PK	Vertical
4	5850.00	46.56	5.94	33.80	-40.76	45.54	125.27	79.73	PK	Vertical
5	5896.09	49.50	5.96	33.89	-40.74	48.61	89.65	41.04	PK	Vertical

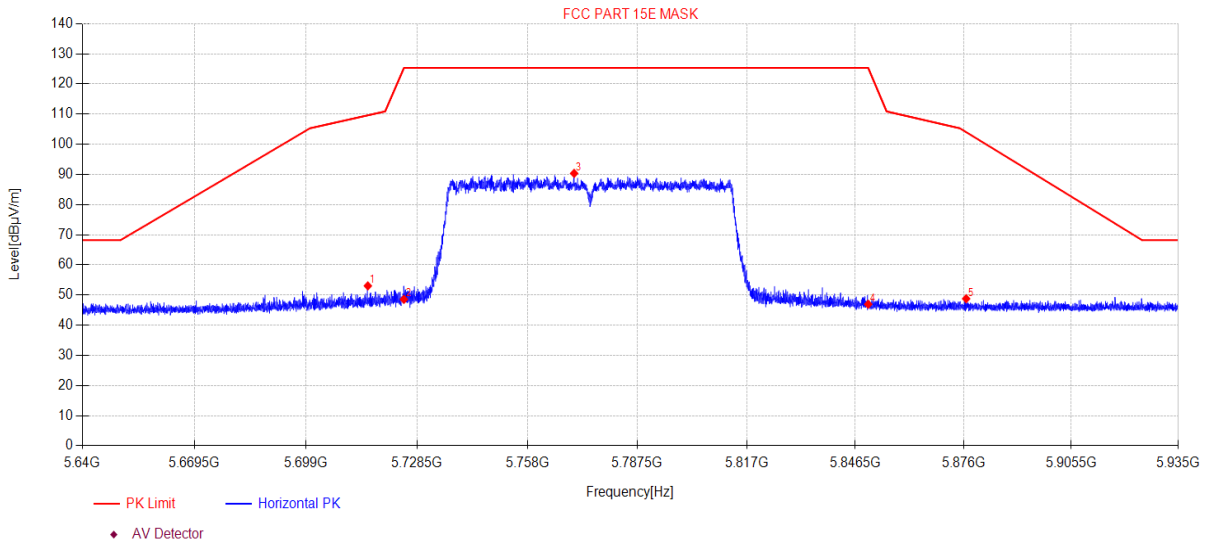
Note:

- Level = Reading + Cable loss + Antenna Factor + AMP
- If Peak Result complies with AV limit, AV Result is deemed to comply with AV limit.
- Test setup: RBW: 1 MHz, VBW: 3 MHz, Sweep time: auto.

TR-4-E-009 Radiated Emission Test Result

Test Date: 2023-09-08 **Tested By:** Bairong
EUT: Wireless Speaker **Model Number:** CITATION 500
Test Mode: TX Mode **Power Supply:** AC 120V/60Hz
Condition: Temp:21.1°C;Humi:68.5% **Test Site:** DDT 3# Chamber
File Path: d:\ts\2023 report data\Q23082222-2E CITATION 500\FCC ABOVE 1G 5.8GWIFI\33
Memo: 11AC80MIMO 5775

Test Graph



Suspected Data List										
N O.	Freq. [MHz]	Reading [dBµV/m]	Cable loss [dB]	Antenna Factor [dB]	AMP [dB]	Level [dBµV/m]	Limit [dBµV/m]	Margin [dB]	Detector	Polarity
1	5715.40	54.55	5.87	33.43	-40.81	53.04	109.61	56.57	PK	Horizontal
2	5725.00	50.05	5.87	33.45	-40.81	48.56	125.30	76.74	PK	Horizontal
3	5770.51	91.65	5.90	33.58	-40.79	90.34	125.30	34.96	PK	Horizontal
4	5850.00	47.97	5.94	33.80	-40.76	46.95	125.27	78.32	PK	Horizontal
5	5876.71	49.73	5.95	33.85	-40.75	48.78	104.03	55.25	PK	Horizontal

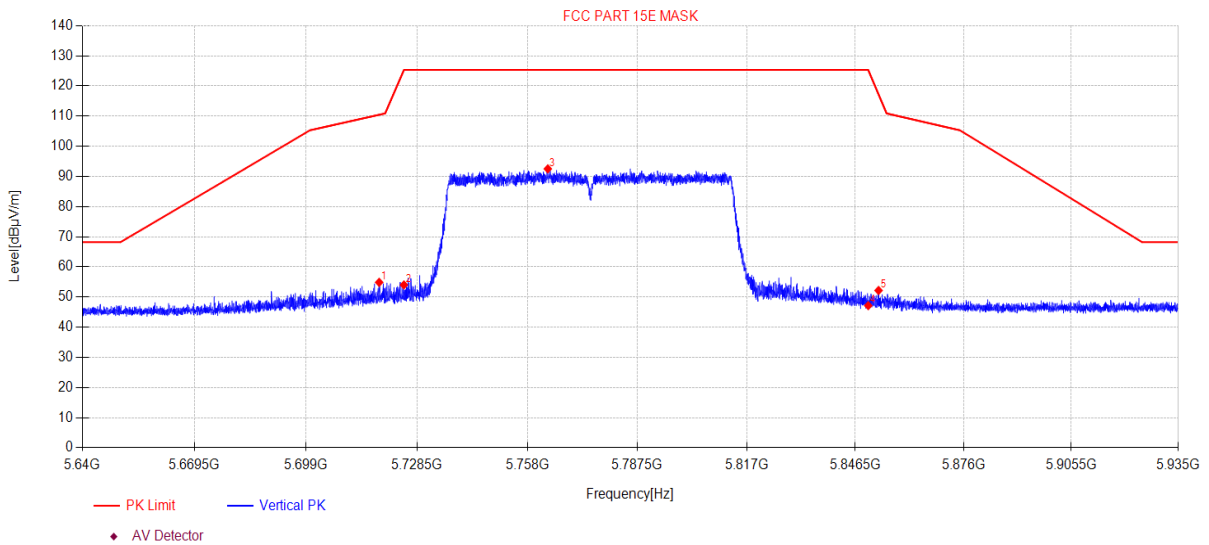
Note:

- Level = Reading + Cable loss + Antenna Factor + AMP
- If Peak Result complies with AV limit, AV Result is deemed to comply with AV limit.
- Test setup: RBW: 1 MHz, VBW: 3 MHz, Sweep time: auto.

TR-4-E-009 Radiated Emission Test Result

Test Date: 2023-09-08 **Tested By:** Bairong
EUT: Wireless Speaker **Model Number:** CITATION 500
Test Mode: TX Mode **Power Supply:** AC 120V/60Hz
Condition: Temp:21.1°C;Humi:68.5% **Test Site:** DDT 3# Chamber
File Path: d:\ts\2023 report data\Q23082222-2E CITATION 500\FCC ABOVE 1G 5.8GWIFI\34
Memo: 11AC80MIMO 5775

Test Graph



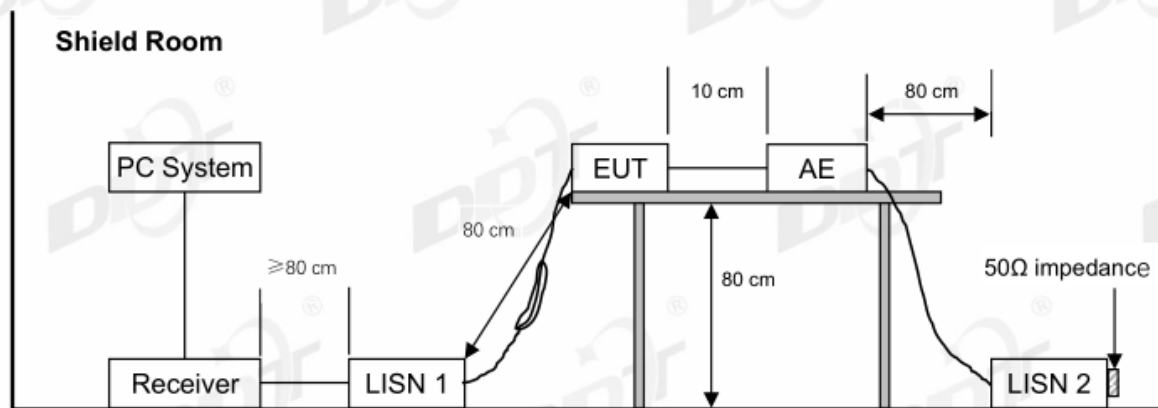
Suspected Data List										
N O.	Freq. [MHz]	Reading [dBμV/m]	Cable loss [dB]	Antenna Factor [dB]	AMP [dB]	Level [dBμV/m]	Limit [dBμV/m]	Margin [dB]	Detector	Polarity
1	5718.41	56.38	5.87	33.44	-40.81	54.88	110.46	55.58	PK	Vertical
2	5725.00	55.50	5.87	33.45	-40.81	54.01	125.30	71.29	PK	Vertical
3	5763.46	93.86	5.89	33.55	-40.79	92.51	125.30	32.79	PK	Vertical
4	5850.00	48.16	5.94	33.80	-40.76	47.14	125.27	78.13	PK	Vertical
5	5852.81	53.18	5.94	33.81	-40.76	52.17	117.20	65.03	PK	Vertical

Note:

- Level = Reading + Cable loss + Antenna Factor + AMP
- If Peak Result complies with AV limit, AV Result is deemed to comply with AV limit.
- Test setup: RBW: 1 MHz, VBW: 3 MHz, Sweep time: auto.

14. Power Line Conducted Emission

14.1. Block diagram of test setup



14.2. Power Line Conducted Emission Limits

Frequency	Quasi-Peak Level dB(μ V)	Average Level dB(μ V)
150 kHz ~ 500 kHz	66 ~ 56*	56 ~ 46*
500 kHz ~ 5 MHz	56	46
5 MHz ~ 30 MHz	60	50

Note 1: * Decreasing linearly with logarithm of frequency.

Note 2: The lower limit shall apply at the transition frequencies.

14.3. Test Procedure

The EUT and Support equipment, if needed, were put placed on a non-metallic table, 80cm above the ground plane.

All support equipment power received from a second LISN.

Emissions were measured on each current carrying line of the EUT using an EMI Test Receiver connected to the LISN powering the EUT.

The Receiver scanned from 150 kHz to 30 MHz for emissions in each of the test modes.

During the above scans, the emissions were maximized by cable manipulation.

The test mode(s) described in clause 2.4 were scanned during the preliminary test.

After the preliminary scan, we found the test mode producing the highest emission level.

The EUT configuration and worse cable configuration of the above highest emission levels were recorded for reference of the final test.

EUT and support equipment were set up on the test bench as per the configuration with highest emission level in the preliminary test.

A scan was taken on both power lines, Neutral and Line, recording at least the six highest emissions.

Emission frequency and amplitude were recorded into a computer in which correction factors were used to calculate the emission level and compare reading to the applicable limit.

The test data of the worst-case condition(s) was recorded.

The bandwidth of test receiver is set at 9 kHz.

14.4. Test Result

Pass. (See below detailed test result)

Note1: All emissions not reported below are too low against the prescribed limits.

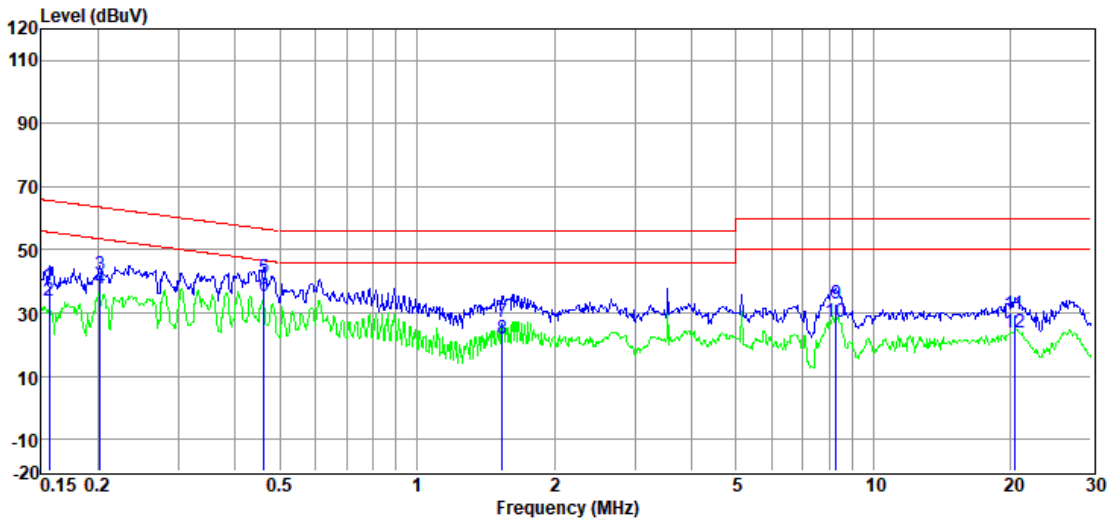
Note2: "----" means peak detection; "----" means average detection

Note3: Pre-test AC conducted emission at both voltage AC 120V/60Hz and AC 240V/50Hz, recorded worse case.

TR-4-E-010 Conducted Emission Test Result

Test Site : DDT 6# Shield Room D:\2023 Report Data\Q23082222-2E\FCC.EM6
Test Date : 2023-09-11 **Tested By** : Bairong
EUT : Wireless Speaker **Model Number** : CITATION 500
Power Supply : AC 120V/60Hz **Test Mode** : TX mode
Condition : Temp:22.3°C,Humi:65.3% **LISN** : 2023 ENV 216 3#/NEUTRAL
Memo : 5GWIFI

Data: 18



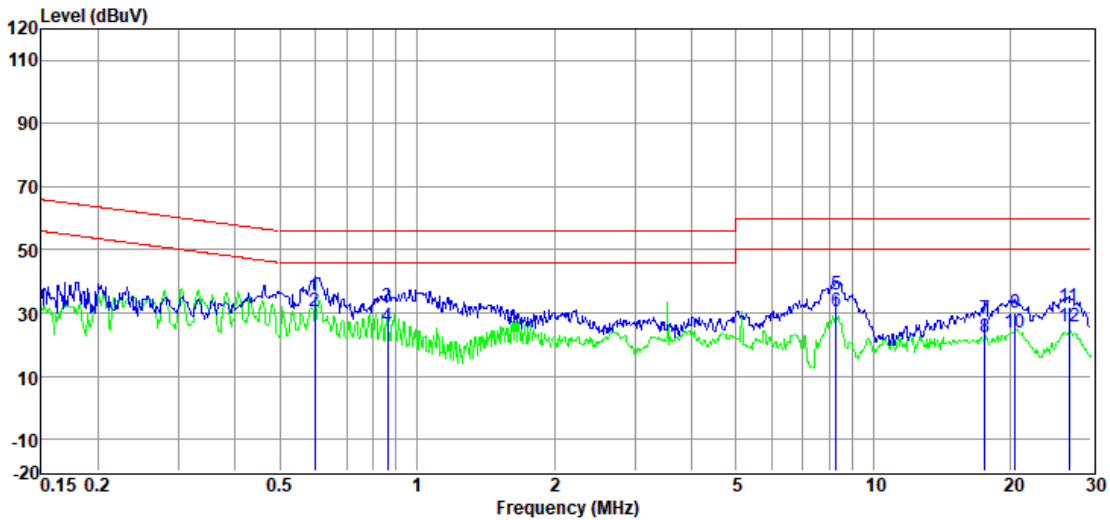
Item (Mark)	Freq. (MHz)	Read Level (dBμV)	LISN Factor (dB)	Cable Loss (dB)	Pulse Limiter Factor (dB)	Result Level (dBμV)	Limit Line (dBμV)	Over Limit (dB)	Detector	Phase
1	0.16	18.99	9.79	0.10	9.83	38.71	65.65	-26.94	QP	NEUTRAL
2	0.16	14.38	9.79	0.10	9.83	34.10	55.65	-21.55	Average	NEUTRAL
3	0.20	22.23	9.95	0.11	9.83	42.12	63.54	-21.42	QP	NEUTRAL
4	0.20	17.78	9.95	0.11	9.83	37.67	53.54	-15.87	Average	NEUTRAL
5	0.46	21.23	9.87	0.13	9.83	41.06	56.67	-15.61	QP	NEUTRAL
6	0.46	15.36	9.87	0.13	9.83	35.19	46.67	-11.48	Average	NEUTRAL
7	1.54	6.80	10.03	0.26	9.84	26.93	56.00	-29.07	QP	NEUTRAL
8	1.54	1.95	10.03	0.26	9.84	22.08	46.00	-23.92	Average	NEUTRAL
9	8.28	12.95	9.72	0.28	9.85	32.80	60.00	-27.20	QP	NEUTRAL
10	8.28	7.12	9.72	0.28	9.85	26.97	50.00	-23.03	Average	NEUTRAL
11	20.38	9.17	9.93	0.34	9.90	29.34	60.00	-30.66	QP	NEUTRAL
12	20.38	3.61	9.93	0.34	9.90	23.78	50.00	-26.22	Average	NEUTRAL

- Note:
1. Result Level = Read Level + LISN Factor + Pulse Limiter Factor + Cable loss.
 2. If QP Result complies with AV limit, AV Result is deemed to comply with AV limit.
 3. Test setup: RBW: 200 Hz (9 kHz—150 kHz), 9 kHz (150 kHz—30 MHz).
 4. Step size: 80Hz (0.009MHz-0.15MHz), 4 kHz (0.15MHz-30MHz), Scan time: auto.

TR-4-E-010 Conducted Emission Test Result

Test Site : DDT 6# Shield Room D:\2023 Report Data\Q23082222-2E\FCC.EM6
Test Date : 2023-09-11 **Tested By** : Bairong
EUT : Wireless Speaker **Model Number** : CITATION 500
Power Supply : AC 120V/60Hz **Test Mode** : TX mode
Condition : Temp:22.3°C,Humi:65.3% **LISN** : 2023 ENV 216 3#/LINE
Memo : 5GWIFI

Data: 20



Item (Mark)	Freq. (MHz)	Read Level (dBμV)	LISN Factor (dB)	Cable Loss (dB)	Pulse Limiter Factor (dB)	Result Level (dBμV)	Limit Line (dBμV)	Over Limit (dB)	Detector	Phase
1	0.60	15.46	9.73	0.14	9.83	35.16	56.00	-20.84	QP	LINE
2	0.60	10.93	9.73	0.14	9.83	30.63	46.00	-15.37	Average	LINE
3	0.86	11.89	9.81	0.20	9.83	31.73	56.00	-24.27	QP	LINE
4	0.86	5.77	9.81	0.20	9.83	25.61	46.00	-20.39	Average	LINE
5	8.28	16.24	9.65	0.28	9.85	36.02	60.00	-23.98	QP	LINE
6	8.28	10.77	9.65	0.28	9.85	30.55	50.00	-19.45	Average	LINE
7	17.57	8.10	9.76	0.33	9.89	28.08	60.00	-31.92	QP	LINE
8	17.57	2.23	9.76	0.33	9.89	22.21	50.00	-27.79	Average	LINE
9	20.49	9.71	9.86	0.34	9.90	29.81	60.00	-30.19	QP	LINE
10	20.49	3.88	9.86	0.34	9.90	23.98	50.00	-26.02	Average	LINE
11	26.84	11.46	10.20	0.36	9.93	31.95	60.00	-28.05	QP	LINE
12	26.84	4.99	10.20	0.36	9.93	25.48	50.00	-24.52	Average	LINE

- Note: 1. Result Level = Read Level + LISN Factor + Pulse Limiter Factor + Cable loss.
 2. If QP Result complies with AV limit, AV Result is deemed to comply with AV limit.
 3. Test setup: RBW: 200 Hz (9 kHz—150 kHz), 9 kHz (150 kHz—30 MHz).
 4. Step size: 80Hz (0.009MHz-0.15MHz), 4 kHz (0.15MHz-30MHz), Scan time: auto.

15. Antenna Requirements

15.1. Limit

For intentional device, according to FCC 47 CFR Section 15.203, an intentional radiator shall be designed to ensure that no antenna other than that furnished by the responsible party shall be used with the device. And according to FCC 47 CFR Section 15.247 (b), if transmitting antennas of directional gain greater than 6 dBi are used, the power shall be reduced by the amount in dB that the directional gain of the antenna exceeds 6 dBi.

15.2. Result

The antenna used for this product and no antenna other than that furnished by the responsible party shall be used with the device, maximum antenna ANT1 gain is 4.51 dBi and maximum antenna ANT2 gain is 3.28 dBi.

17. Photos of the EUT

Please refer to appendix I.

END OF REPORT