

FCC AND IC CERTIFICATION TEST REPORT

FOR

Applicant	:	Harman International Industries, Incorporated
Address	:	8500 Balboa Boulevard, Northridge, CA 91329, UNITED STATES
Equipment under Test	:	Wireless Speaker
Model No.	:	ALLURE PORTABLE
Trade Mark	:	Harman Kardon
FCC ID	:	APIHKALLUREPORT
IC	:	6132A-ALLUREPORT
Manufacturer	:	Harman International Industries, Incorporated
Address	:	8500 Balboa Boulevard, Northridge, CA 91329, UNITED STATES

Issued By: Dongguan Dongdian Testing Service Co., Ltd.

Add: No. 17, Zongbu Road 2, Songshan Lake Sci&Tech, Industry Park, Dongguan City,
Guangdong Province, China, 523808

Tel: +86-0769-89201699 **E-mail:** ddt@dgddt.com <http://www.dgddt.com>

REPORT

TABLE OF CONTENTS

	Test report declares.....	4
1.	Summary of test results	6
2.	General test information.....	7
2.1.	Description of EUT.....	7
2.2.	Accessories of EUT	7
2.3.	Assistant equipment used for test	7
2.4.	Block diagram of EUT configuration for test	8
2.5.	Deviations of test standard	9
2.6.	Test environment conditions	9
2.7.	Test laboratory.....	9
2.8.	Measurement uncertainty	10
3.	Equipment used during test.....	11
4.	On Time and Duty Cycle.....	12
4.1.	Block diagram of test setup	12
4.2.	Limits.....	12
4.3.	Test Procedure	12
4.4.	Test Result	12
5.	26dB Bandwidth, 6dB Bandwidth and 99% Bandwidth.....	74
5.1.	Block diagram of test setup	74
5.2.	Limits.....	74
5.3.	Test Procedure	74
5.4.	Test Result	75
5.5.	Original test data	81
6.	Maximum Output Power.....	197
6.1.	Block diagram of test setup	197
6.2.	Limits.....	197
6.3.	Test Procedure	197
6.4.	Test Result	197
7.	Power Spectral Density.....	201
7.1.	Block diagram of test setup	201
7.2.	Limits.....	201
7.3.	Test Procedure	201
7.4.	Test Result	202
7.5.	Original test data	205
8.	Frequency Stability Measurement.....	263
8.1.	Limit of Frequency Stability	263

8.2.	Measuring Instruments.....	263
8.3.	Test Procedures	263
8.4.	Test Setup.....	264
8.5.	Test Result.....	264
9.	Emissions in restricted frequency bands.....	300
9.1.	Block diagram of test setup	300
9.2.	Limit.....	301
9.3.	Test Procedure	302
9.4.	Test result.....	303
10.	Band Edge Compliance	311
10.1.	Block diagram of test setup	311
10.2.	Limit.....	311
10.3.	Test Procedure	311
10.4.	Test result.....	311
11.	Power Line Conducted Emission.....	400
11.1.	Block diagram of test setup	400
11.2.	Power Line Conducted Emission Limits(Class B).....	400
11.3.	Test Procedure	400
11.4.	Test Result	401
12.	Antenna Requirements.....	404
12.1.	Limit.....	404
12.2.	Result.....	404
13.	Dynamic Frequency Selection	405
13.1.	Applicability of DFS requirements	405
13.2.	Limit.....	405
13.3.	Parameters of radar test waveforms.....	406
13.4.	Calibration of radar waveform	407
13.5.	Channel closing transmission time, channel move time and non-occupancy period	415
13.6.	Test setup.....	415
13.7.	Test result.....	416

TEST REPORT DECLARE

Applicant	:	Harman International Industries, Incorporated
Address	:	8500 Balboa Boulevard, Northridge, CA 91329, UNITED STATES
Equipment under Test	:	Wireless Speaker
Model No	:	ALLURE PORTABLE
Trade Mark	:	Harman Kardon
Manufacturer	:	Harman International Industries, Incorporated
Address	:	8500 Balboa Boulevard, Northridge, CA 91329, UNITED STATES

Test Standard Used: FCC Rules and Regulations Part 15 Subpart C, RSS-247 Issue 2 February 2017.

Test procedure used: ANSI C63.4:2014, 789033 D02 General UNII Test Procedures New Rules v01, RSS-Gen Issue 4, Nov. 2014

We Declare:

The equipment described above is tested by Dongguan Dongdian Testing Service Co., Ltd and in the configuration tested the equipment complied with the standards specified above. The test results are contained in this test report and Dongguan Dongdian Testing Service Co., Ltd is assumed of full responsibility for the accuracy and completeness of these tests.

After test and evaluation, our opinion is that the equipment provided for test compliance with the requirement of the above FCC&IC standards.

Report No:	DDT-R17112903-1E16		
Date of Receipt:	Dec. 21, 2017	Date of Test:	Dec. 21, 2017 ~ Jan. 09, 2018

Prepared By:

Sam Li

Sam Li/Engineer

Approved By



Kevin Feng/EMC Manager

Note: This report applies to above tested sample only. This report shall not be reproduced in parts without written approval of Dongguan Dongdian Testing Service Co., Ltd.

Revision history

Rev.	Revisions	Issue Date	Revised By
---	Initial issue	Jan. 09, 2018	

1. Summary of test results

The EUT have been tested according to the applicable standards as referenced below.		
Description of Test Item	Standard	Results
6/26db Bandwidth and 99% Bandwidth	FCC 15.407 (e) RSS-247 Clause 6.2	PASS
Maximum Conducted Output Power	FCC 15.407 (a) RSS-247 Clause 6.2	PASS
Power Spectral Density	FCC 15.407 (a) RSS-247 Clause 6.2	PASS
Frequency Stability Measurement	FCC 15.407 (g)	PASS
Emissions in restricted frequency bands	FCC 15.407 (a) FCC 15.209 FCC 15.205 RSS-247 Clause 6.2 RSS-GEN Clause 8.9	PASS
Band Edge Compliance	FCC 15.407 (a) FCC 15.209 FCC 15.205 RSS-247 Clause 6.2 RSS-GEN Clause 8.9	PASS
Power Line Conducted Emission	FCC 15.207 RSS-GEN Clause 8.8	PASS
Antenna requirement	FCC 15.203 RSS-GEN Clause 8.3	PASS
Dynamic Frequency Selection	FCC 15.407 (h) RSS-247 Clause 6.3	PASS

2. General test information

2.1. Description of EUT

EUT* Name	: Wireless Speaker
Model Number	: ALLURE PORTABLE
EUT function description	: Please reference user manual of this device
Power supply	: DC 5V from external AC Adapter DC 3.7V built-in battery
Radio Technology	: IEEE802.11n/a/ac
FCC Operation frequency	: IEEE 802.11n HT20: 5180MHz-5240MHz, 5260MHz-5320MHz, 5500MHz-5700MHz, 5745MHz-5825MHz IEEE 802.11n HT40: 5190MHz-5230MHz, 5270MHz-5310MHz, 5510MHz-5670MHz, 5755MHz-5755MHz IEEE 802.11a: 5180MHz-5240MHz, 5260MHz-5320MHz, 5500MHz-5700MHz, 5745MHz-5825MHz IEEE 802.11ac HT20:5180MHz-5240MHz, 5260MHz-5320MHz,5500MHz-5700MHz, 5745MHz-5825MHz IEEE 802.11ac T40: 5190MHz-5230MHz, 5270MHz-5310MHz, 5510MHz-5670MHz, 5755MHz-5755MHz IEEE 802.11ac HT80:5210MHz, 5290MHz, 5530MHz, 5775MHz
Modulation	: IEEE 802.11n HT20, HT40: OFDM (64QAM, 16QAM, QPSK,BPSK) IEEE 802.11a: OFDM (64QAM, 16QAM, QPSK,BPSK) IEEE 802.11ac: OFDM (256QAM, 64QAM, 16QAM, QPSK,BPSK)
Transmitter rate	: IEEE 802.11a: 6, 9, 12, 18, 24, 36, 48, 54 Mbps IEEE 802.11n HT20: up to 150 Mbps, HT40: up to 300Mbps IEEE 802.11ac VHT20: up to 150 Mbps, VHT40: up to 300 Mbps VHT80: up to 886.7 Mbps
Antenna Type	: Integrated antenna 1: 5G band maximum PK gain 4.36dBi Integrated antenna 2: 5G band maximum PK gain 4.03dBi
Sample Type	: Series production

Note: EUT is the ab.of equipment under test.

2.2. Accessories of EUT

Description of Accessories	Manufacturer	Model number	Serial No.	Other
AC Adapter	Harman	NF5V-2.3C-1U	N/A	Input: AC 100-240V -50/60Hz, 0.5A; Output: DC 5V, 2.3A
DC cable	Harman	N/A	N/A	Length: 1.0m
Charging Dock	Harman	N/A	N/A	N/A

2.3. Assistant equipment used for test

Assistant equipment	Manufacturer	Model number	EMC Compliance	SN
Notebook	DELL	Latitude D610	FCC DOC	00045-534-136-300

2.4. Block diagram of EUT configuration for test



EUT was connected to control to provided by manufacturer which has a standard LAN port connector to connect to Notebook, and the Notebook will run a special test software “SecureCRT. EXE” provided by manufacturer to control EUT work in Continuous TX mode (>98% duty cycle), and select test channel, wireless mode and data rate.

Tested mode, channel, and data rate information				
Mode	Setting Tx Power	data rate (Mbps) (see Note)	Channel	Frequency (MHz)
IEEE 802.11a	/	54	Low :CH36	5180
	/	54	Middle: CH40	5200
	/	54	High: CH48	5240
	/	54	Low :CH52	5260
	/	54	Middle: CH56	5280
	/	54	High: CH64	5320
	/	54	Low :CH100	5500
	/	54	Middle: CH116	5580
	/	54	High: CH140	5700
	/	54	Low :CH149	5745
	/	54	Middle: CH157	5785
IEEE 802.11n HT20	/	MCS 7	Low :CH36	5180
	/	MCS 7	Middle: CH40	5200
	/	MCS 7	High: CH48	5240
	/	MCS 7	Low :CH52	5260
	/	MCS 7	Middle: CH56	5280
	/	MCS 7	High: CH64	5320
	/	MCS 7	Low :CH100	5500
	/	MCS 7	Middle: CH116	5580
	/	MCS 7	High: CH140	5700
	/	MCS 7	Low :CH149	5745
	/	MCS 7	Middle: CH157	5785
IEEE 802.11n HT40	/	MCS 7	Low :CH36	5190
	/	MCS 7	Middle: CH44	5230
	/	MCS 7	High: CH52	5270
	/	MCS 7	Low :CH60	5310
	/	MCS 7	Middle: CH100	5510
	/	MCS 7	High: CH108	5550
	/	MCS 7	Low :CH132	5670
	/	MCS 7	Middle: CH149	5755
/	MCS 7	High: CH157	5795	

IEEE 802.11ac HT20	/	MCS 7	Low :CH36	5180
	/	MCS 7	Middle: CH40	5200
	/	MCS 7	High: CH48	5240
	/	MCS 7	Low :CH52	5260
	/	MCS 7	Middle: CH56	5280
	/	MCS 7	High: CH64	5320
	/	MCS 7	Low :CH100	5500
	/	MCS 7	Middle: CH116	5580
	/	MCS 7	High: CH140	5700
	/	MCS 7	Low :CH149	5745
	/	MCS 7	Middle: CH157	5785
	/	MCS 7	High: CH165	5825
IEEE 802.11ac HT40	/	MCS 8	Low :CH36	5190
	/	MCS 8	Middle: CH44	5230
	/	MCS 8	High: CH52	5270
	/	MCS 8	Low :CH60	5310
	/	MCS 8	Middle: CH100	5510
	/	MCS 8	High: CH108	5550
	/	MCS 8	Low :CH132	5670
	/	MCS 8	Middle: CH149	5755
IEEE 802.11ac HT80	/	MCS 9	CH36	5210
	/	MCS 9	CH60	5290
	/	MCS 9	CH108	5530
	/	MCS 9	CH149	5775

Note: According exploratory test, EUT will have maximum output power in those data rate, so those data rate were used for all test.

2.5. Deviations of test standard

No Deviation.

2.6. Test environment conditions

During the measurement the environmental conditions were within the listed ranges:

Temperature range:	21-25°C
Humidity range:	40-75%
Pressure range:	86-106kPa

2.7. Test laboratory

Dongguan Dongdian Testing Service Co., Ltd

Add: No. 17, Zongbu Road 2, Songshan Lake Sci&Tech, Industry Park, Dongguan City, Guangdong Province, China, 523808 Tel: +86-0769-89201699 <http://www.dgddt.com>

CNAS Accreditation No. L6451; A2LA Accreditation No. 3870.01

Designation Number: CN1182; Test Firm Registration Number: 540522

Industry Canada site registration number: 10288A-1

2.8. Measurement uncertainty

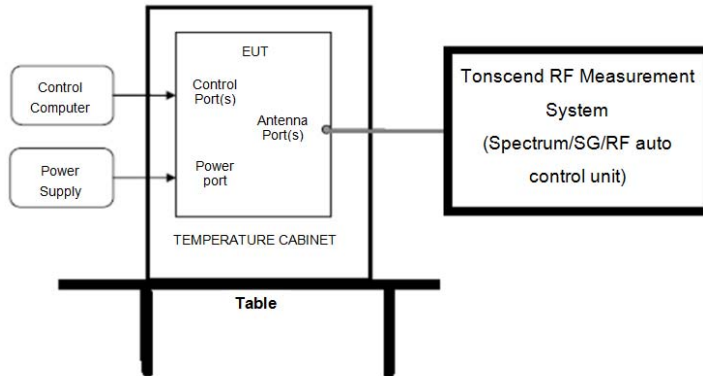
Test Item	Uncertainty
Bandwidth	1.1%
Peak Output Power(Conducted)(Spectrum analyzer)	0.86dB(10 MHz ≤ f < 3.6GHz);
	1.38dB(3.6GHz ≤ f < 8GHz)
Peak Output Power(Conducted)(Power Sensor)	0.74dB
Power Spectral Density	0.74dB(10 MHz ≤ f < 3.6GHz);
	1.38dB(3.6GHz ≤ f < 8GHz)
Frequencies Stability	6.7 x 10 ⁻⁸ (Antenna couple method)
	5.5 x 10 ⁻⁸ (Conducted method)
Conducted spurious emissions	0.86dB(10 MHz ≤ f < 3.6GHz);
	1.40dB(3.6GHz ≤ f < 8GHz)
	1.66dB(8GHz ≤ f < 22GHz)
Uncertainty for radio frequency (RBW<20KHz)	3×10 ⁻⁸
Temperature	0.4℃
Humidity	2%
Uncertainty for Radiation Emission test (30MHz-1GHz)	4.70 dB (Antenna Polarize: V)
	4.84 dB (Antenna Polarize: H)
Uncertainty for Radiation Emission test (1GHz-40GHz)	4.10dB(1-6GHz)
	4.40dB (6GHz-18Gz)
	3.54dB (18GHz-26Gz)
	4.30dB (26GHz-40Gz)
Uncertainty for Power line conduction emission test	3.32dB (150KHz-30MHz)
Note: This uncertainty represents an expanded uncertainty expressed at approximately the 95% confidence level using a coverage factor of k=2.	

3. Equipment used during test

Equipment	Manufacturer	Model No.	Serial No.	Last Cal.	Cal. Interval
RF Connected Test (Tonscent RF Measurement System)					
Spectrum analyzer	R&S	FSU26	200071	Oct. 23, 2017	1Year
Spectrum analyzer	Agilent	E4447A	MY50180031	Jun. 16, 2017	1 Year
Wideband Radio Communication tester	R&S	CMW500	117491	Jun. 16, 2017	1 Year
Vector Signal Generator	Agilent	E8267D	US49060192	Oct. 23, 2017	1Year
Vector Signal Generator	Agilent	N5182A	MY48180737	Jun.16, 2017	1Year
Power Sensor	Agilent	U2021XA	MY55150010	Oct. 21, 2017	1Year
Power Sensor	Agilent	U2021XA	MY55150011	Oct. 23, 2017	1Year
DC Power Source	MATRIS	MPS-3005L-3	D813058W	Aug. 18, 2017	1Year
Attenuator	Mini-Circuits	BW-S10W2	101109	Aug. 18, 2017	1Year
RF Cable	Micable	C10-01-01-1	100309	Oct. 21, 2017	1Year
Temp&Humi Programmable	ZHIXIANG	ZXGDJS-150L	ZX170110-A	Oct. 21, 2017	1Year
Test Software	JS Tonscent	JS1120-3	Ver.2.7	N/A	N/A
Radiated Emission Test Chamber 1#					
EMI Test Receiver	R&S	ESU8	100316	Oct. 21 2017	1 Year
Spectrum analyzer	Agilent	E4447A	MY50180031	Jun. 16, 2017	1 Year
Trilog Broadband Antenna	Schwarzbeck	VULB9163	9163-462	Nov. 09, 2017	1 Year
Active Loop antenna	Schwarzbeck	FMZB-1519	1519-038	Oct. 17, 2017	1 Year
Double Ridged Horn Antenna	R&S	HF907	100276	Oct. 17, 2017	1 Year
Broad Band Horn Antenna	Schwarzbeck	BBHA 9170	790	Nov. 09,2017	1 Year
Pre-amplifier	A.H.	PAM-0118	360	Oct. 21, 2017	1 Year
Pre-amplifier	TERA-MW	TRLA-0040G35	101303	Oct. 21, 2017	1 Year
RF Cable	HUBSER	CP-X2+ CP-X1	W11.03+ W12.02	Oct. 21, 2017	1Year
RF Cable	N/A	SMAJ-SMAJ-1M+ SMAJ-SMAJ-11M	17070133+17070131	Nov. 08, 2017	1 Year
MI Cable	HUBSER	C10-01-01-1M	1091629	Oct. 21, 2017	1 Year
Test software	Audix	E3	V 6.11111b	N/A	N/A
Power Line Conducted Emissions Test					
Test Receiver	R&S	ESPI	101761	Oct. 21 2017	1 Year
LISN 1	R&S	ENV216	101109	Oct. 21 2017	1 Year
LISN 2	R&S	ESH2-Z5	100309	Oct. 21 2017	1 Year
Pulse Limiter	R&S	ESH3-Z2	101242	Oct. 21 2017	1 Year
CE Cable 1	HUBSER	N/A	W10.01	Oct. 21 2017	1 Year
Test software	Audix	E3	V 6.11111b	N/A	N/A

4. On Time and Duty Cycle

4.1. Block diagram of test setup



4.2. Limits

None: for reporting purposes only.

4.3. Test Procedure

- (1) Set the Centre frequency of the spectrum analyzer to the transmitting frequency;
- (2) Set the span=0MHz, RBW=8MHz, VBW=50MHz, Sweep time=5ms;
- (3) Detector = peak;
- (4) Trace mode = Single hold.

4.4. Test Result

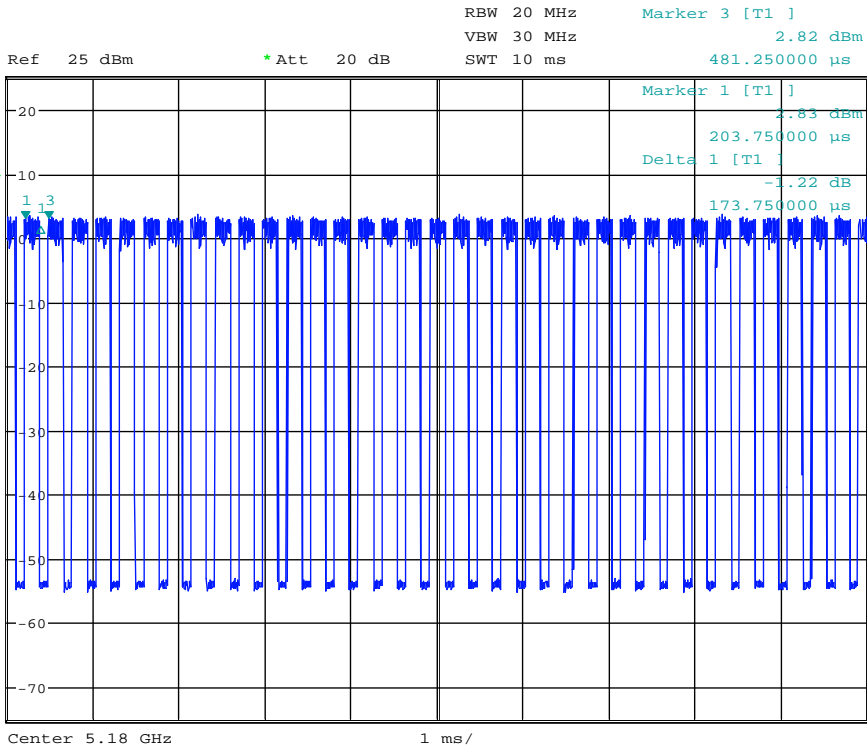
Test Mode	Test Channel	Ant	Duty Cycle[%]	10log(1/x) Factor[dB]
11A	5180	Ant1	62.61	2.03
11A	5180	Ant2	62.16	2.06
11A	5200	Ant1	62.61	2.03
11A	5200	Ant2	62.61	2.03
11A	5240	Ant1	62.61	2.03
11A	5240	Ant2	62.61	2.03
11A	5260	Ant1	62.61	2.03
11A	5260	Ant2	62.61	2.03
11A	5280	Ant1	62.61	2.03
11A	5280	Ant2	62.44	2.05
11A	5320	Ant1	62.16	2.06
11A	5320	Ant2	62.61	2.03
11A	5500	Ant1	62.16	2.06
11A	5500	Ant2	62.61	2.03

11A	5580	Ant1	62.61	2.03
11A	5580	Ant2	62.61	2.03
11A	5700	Ant1	62.61	2.03
11A	5700	Ant2	62.61	2.03
11A	5745	Ant1	62.44	2.05
11A	5745	Ant2	62.61	2.03
11A	5785	Ant1	62.61	2.03
11A	5785	Ant2	62.61	2.03
11A	5825	Ant1	62.44	2.05
11A	5825	Ant2	62.61	2.03
11N20SISO	5180	Ant1	60.85	2.16
11N20SISO	5180	Ant2	60.85	2.16
11N20SISO	5200	Ant1	60.85	2.16
11N20SISO	5200	Ant2	61.03	2.14
11N20SISO	5240	Ant1	60.85	2.16
11N20SISO	5240	Ant2	60.85	2.16
11N20SISO	5260	Ant1	60.85	2.16
11N20SISO	5260	Ant2	60.85	2.16
11N20SISO	5280	Ant1	60.85	2.16
11N20SISO	5280	Ant2	60.85	2.16
11N20SISO	5320	Ant1	60.85	2.16
11N20SISO	5320	Ant2	60.85	2.16
11N20SISO	5500	Ant1	60.85	2.16
11N20SISO	5500	Ant2	60.85	2.16
11N20SISO	5580	Ant1	60.85	2.16
11N20SISO	5580	Ant2	60.85	2.16
11N20SISO	5700	Ant1	60.85	2.16
11N20SISO	5700	Ant2	60.85	2.16
11N20SISO	5745	Ant1	60.56	2.18
11N20SISO	5745	Ant2	60.85	2.16
11N20SISO	5785	Ant1	60.85	2.16
11N20SISO	5785	Ant2	60.85	2.16
11N20SISO	5825	Ant1	60.85	2.16
11N20SISO	5825	Ant2	60.85	2.16
11N40SISO	5190	Ant1	47.83	3.20
11N40SISO	5190	Ant2	48.45	3.15
11N40SISO	5230	Ant1	48.45	3.15
11N40SISO	5230	Ant2	48.45	3.15
11N40SISO	5270	Ant1	48.45	3.15
11N40SISO	5270	Ant2	48.45	3.15

11N40SISO	5310	Ant1	48.45	3.15
11N40SISO	5310	Ant2	48.45	3.15
11N40SISO	5510	Ant1	48.45	3.15
11N40SISO	5510	Ant2	48.45	3.15
11N40SISO	5550	Ant1	48.45	3.15
11N40SISO	5550	Ant2	48.45	3.15
11N40SISO	5670	Ant1	48.45	3.15
11N40SISO	5670	Ant2	48.45	3.15
11N40SISO	5755	Ant1	48.45	3.15
11N40SISO	5755	Ant2	48.45	3.15
11N40SISO	5795	Ant1	48.13	3.18
11N40SISO	5795	Ant2	48.45	3.15
11AC20SISO	5180	Ant1	61.4	2.12
11AC20SISO	5180	Ant2	61.4	2.12
11AC20SISO	5200	Ant1	61.4	2.12
11AC20SISO	5200	Ant2	61.57	2.11
11AC20SISO	5240	Ant1	61.4	2.12
11AC20SISO	5240	Ant2	61.57	2.11
11AC20SISO	5260	Ant1	61.4	2.12
11AC20SISO	5260	Ant2	61.57	2.11
11AC20SISO	5280	Ant1	61.57	2.11
11AC20SISO	5280	Ant2	61.4	2.12
11AC20SISO	5320	Ant1	61.4	2.12
11AC20SISO	5320	Ant2	61.4	2.12
11AC20SISO	5500	Ant1	61.11	2.14
11AC20SISO	5500	Ant2	61.4	2.12
11AC20SISO	5580	Ant1	61.57	2.11
11AC20SISO	5580	Ant2	61.11	2.14
11AC20SISO	5700	Ant1	61.11	2.14
11AC20SISO	5700	Ant2	61.4	2.12
11AC20SISO	5745	Ant1	61.4	2.12
11AC20SISO	5745	Ant2	61.57	2.11
11AC20SISO	5785	Ant1	61.4	2.12
11AC20SISO	5785	Ant2	61.57	2.11
11AC20SISO	5825	Ant1	61.4	2.12
11AC20SISO	5825	Ant2	61.4	2.12
11AC40SISO	5190	Ant1	45.39	3.43
11AC40SISO	5190	Ant2	45.39	3.43
11AC40SISO	5230	Ant1	45.39	3.43
11AC40SISO	5230	Ant2	45.39	3.43

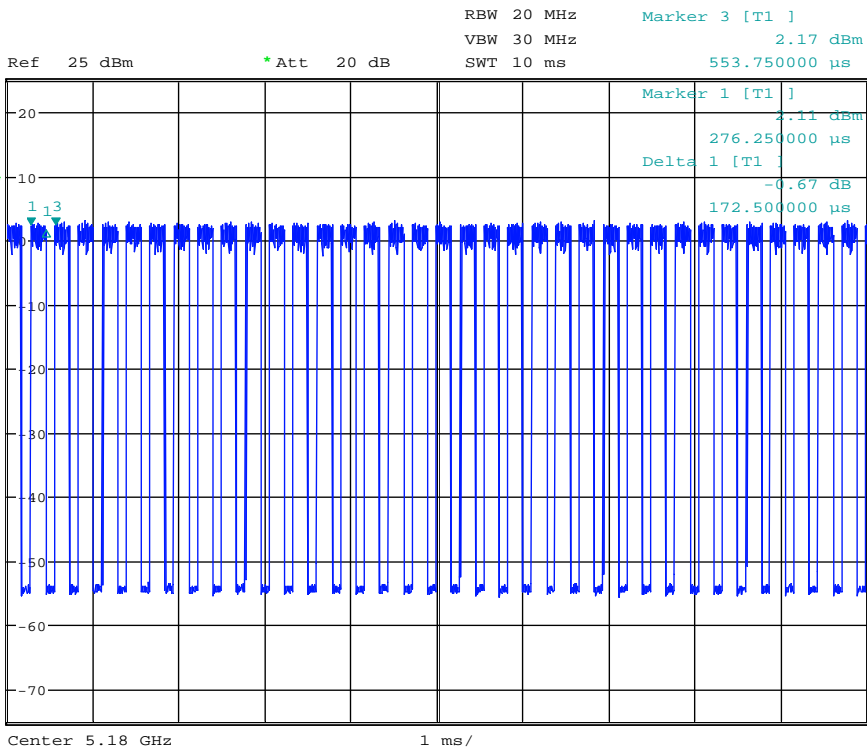
11AC40SISO	5270	Ant1	45.03	3.46
11AC40SISO	5270	Ant2	45.03	3.46
11AC40SISO	5310	Ant1	44.74	3.49
11AC40SISO	5310	Ant2	45.03	3.46
11AC40SISO	5510	Ant1	45.39	3.43
11AC40SISO	5510	Ant2	45.03	3.46
11AC40SISO	5550	Ant1	45.03	3.46
11AC40SISO	5550	Ant2	44.74	3.49
11AC40SISO	5670	Ant1	45.03	3.46
11AC40SISO	5670	Ant2	45.03	3.46
11AC40SISO	5755	Ant1	45.03	3.46
11AC40SISO	5755	Ant2	45.03	3.46
11AC40SISO	5795	Ant1	45.7	3.40
11AC40SISO	5795	Ant2	45.39	3.43
11AC80SISO	5210	Ant1	37.12	4.30
11AC80SISO	5210	Ant2	37.12	4.30
11AC80SISO	5290	Ant1	37.12	4.30
11AC80SISO	5290	Ant2	37.12	4.30
11AC80SISO	5530	Ant1	37.12	4.30
11AC80SISO	5530	Ant2	37.12	4.30
11AC80SISO	5775	Ant1	37.12	4.30
11AC80SISO	5775	Ant2	37.12	4.30

Duty Cycle_11A_5180_Ant1



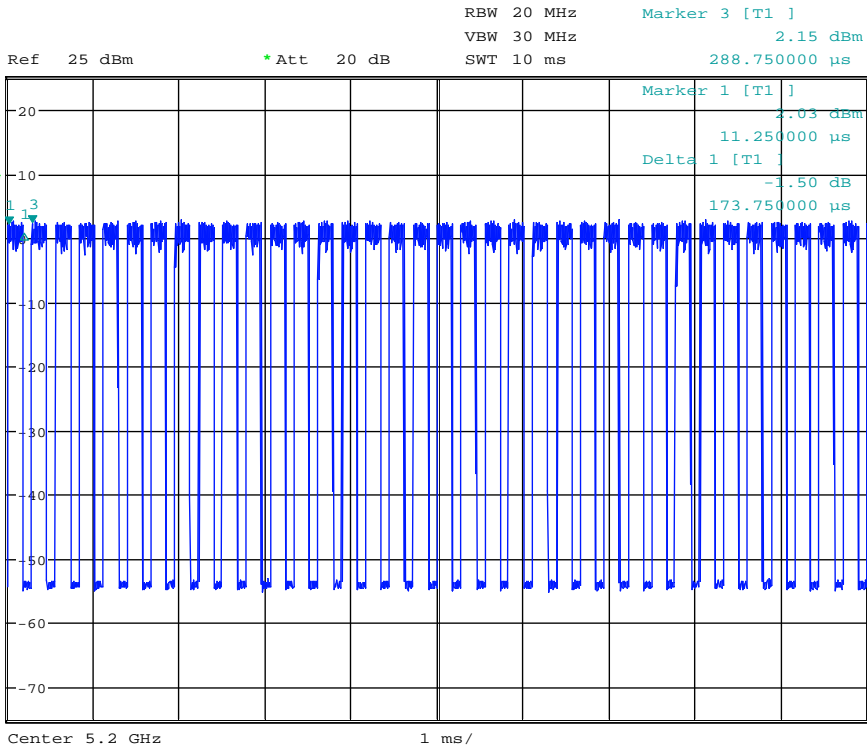
Date: 27.DEC.2017 20:22:13

Duty Cycle_11A_5180_Ant2



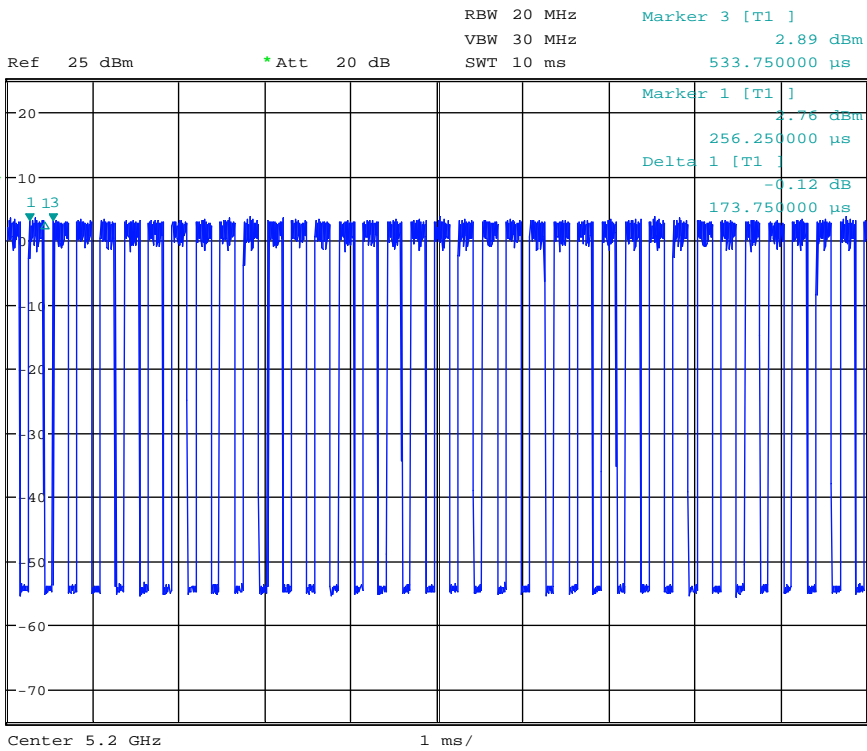
Date: 2.JAN.2018 14:55:17

Duty Cycle_11A_5200_Ant1



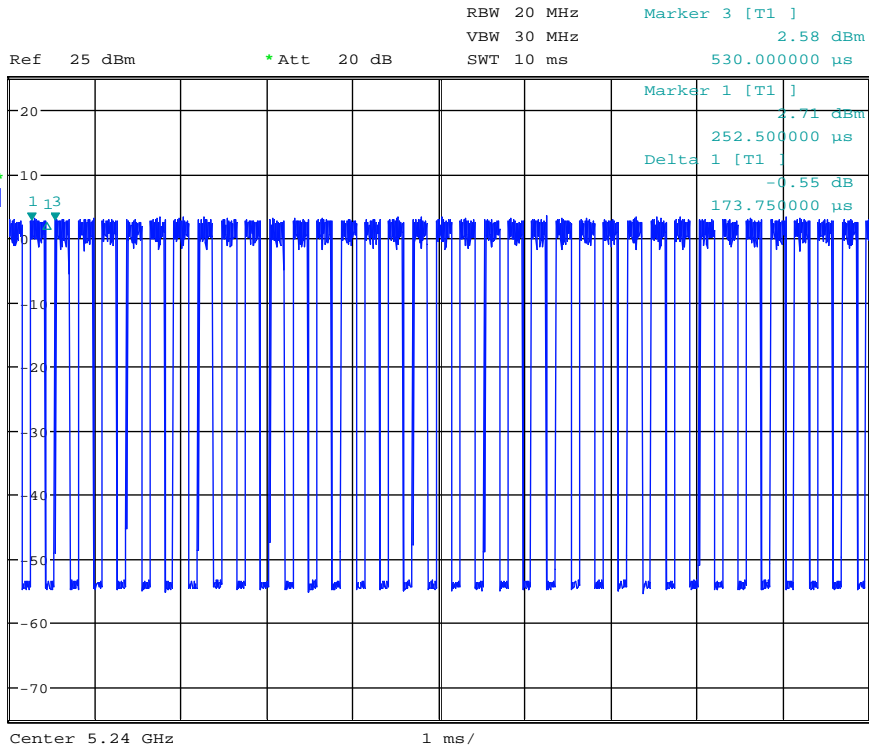
Date: 27.DEC.2017 20:27:28

Duty Cycle_11A_5200_Ant2



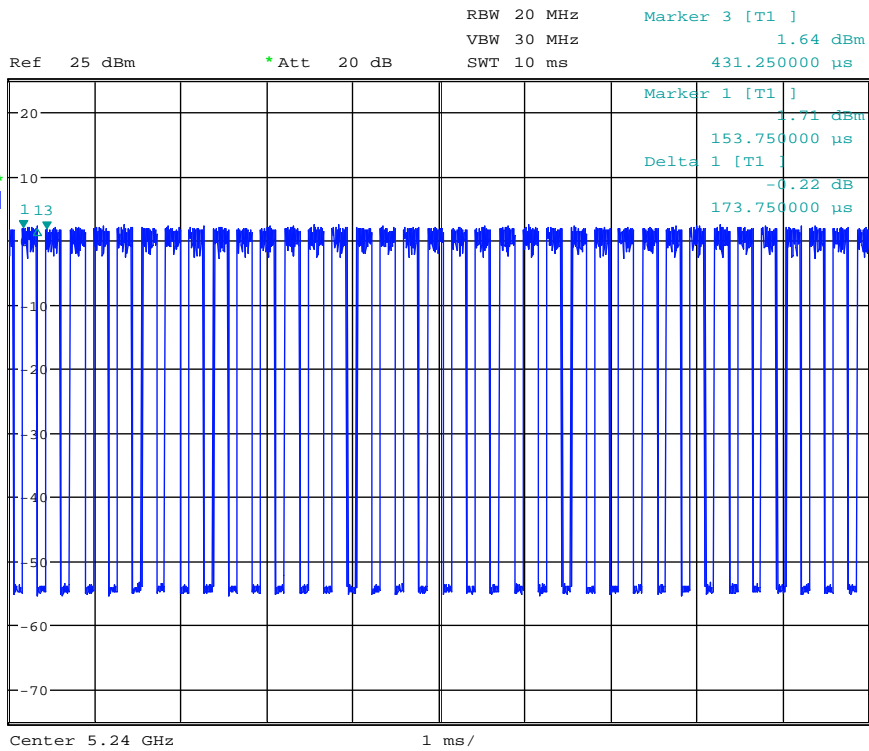
Date: 2.JAN.2018 15:00:52

Duty Cycle_11A_5240_Ant1



Date: 27.DEC.2017 20:32:34

Duty Cycle_11A_5240_Ant2



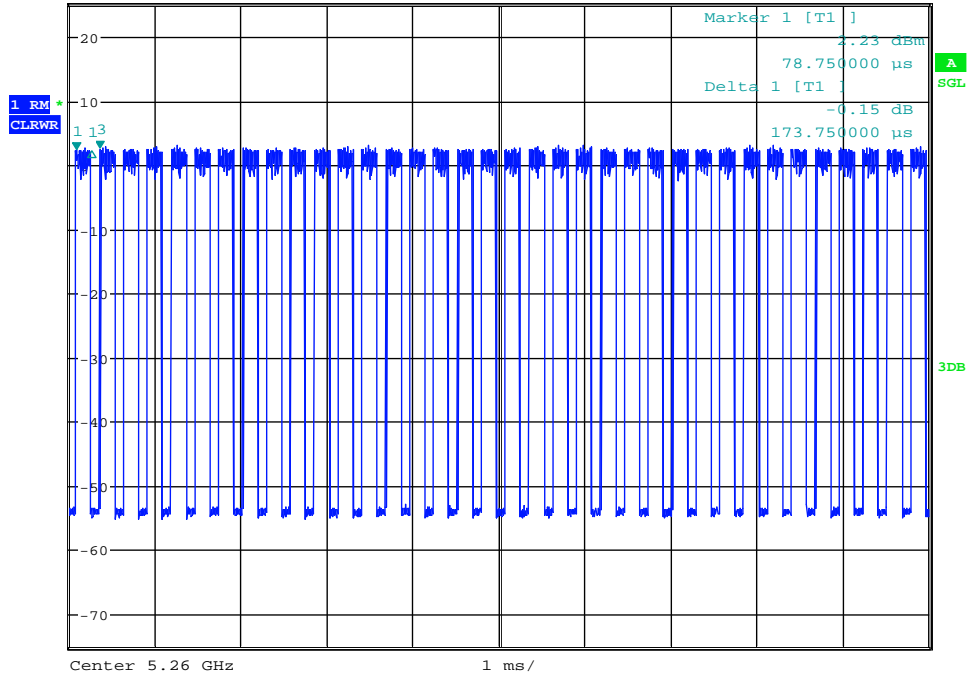
Date: 2.JAN.2018 15:08:19

Duty Cycle_11A_5260_Ant1



RBW 20 MHz Marker 3 [T1]
VBW 30 MHz 2.39 dBm
SWT 10 ms 356.250000 μ s

Ref 25 dBm *Att 20 dB



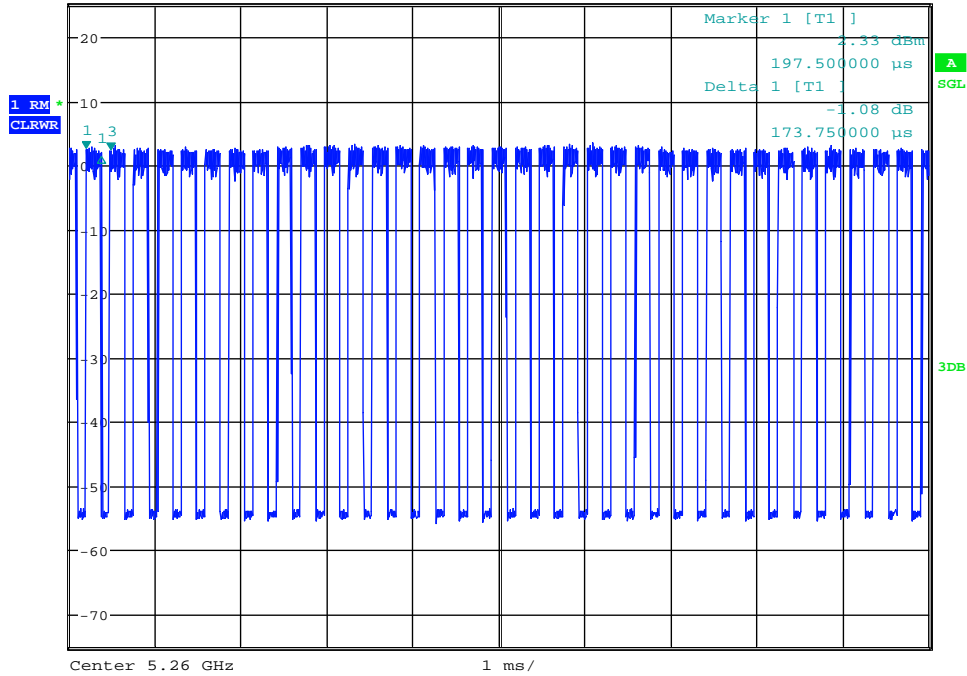
Date: 27.DEC.2017 20:40:47

Duty Cycle_11A_5260_Ant2



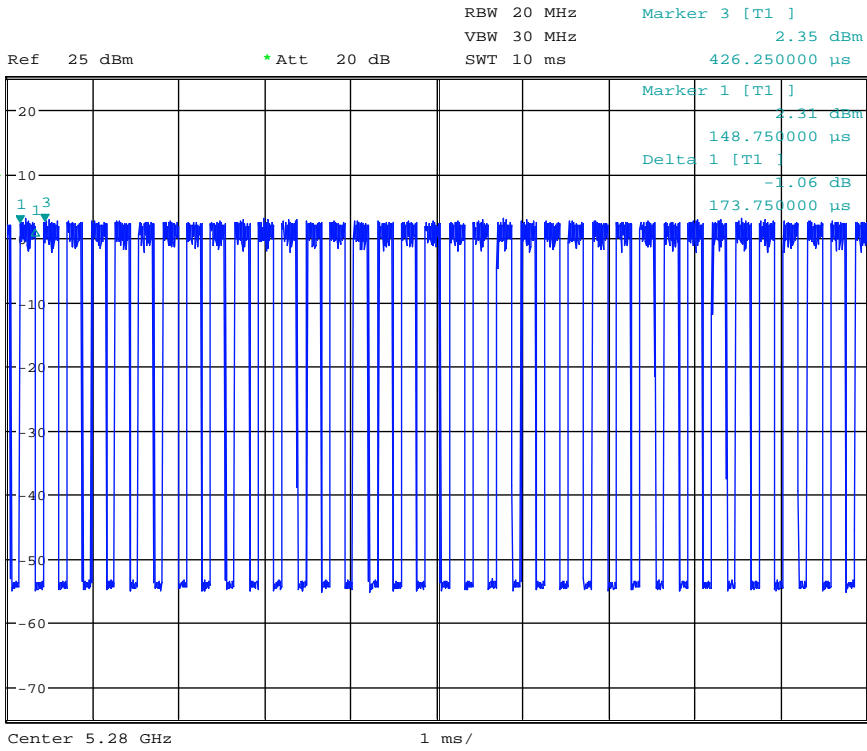
RBW 20 MHz Marker 3 [T1]
VBW 30 MHz 2.18 dBm
SWT 10 ms 475.000000 μ s

Ref 25 dBm *Att 20 dB



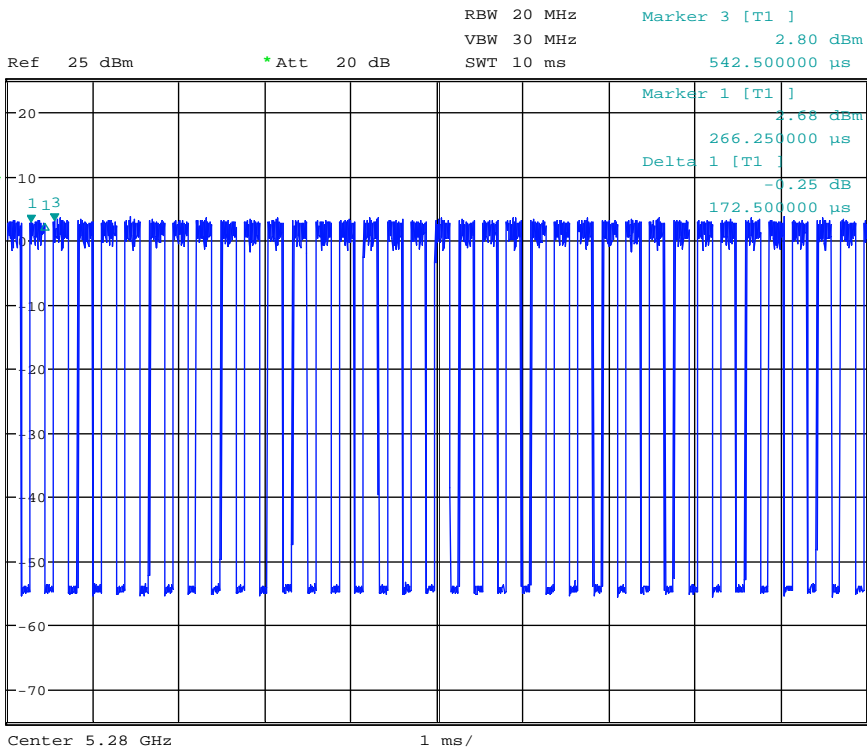
Date: 2.JAN.2018 15:14:51

Duty Cycle_11A_5280_Ant1



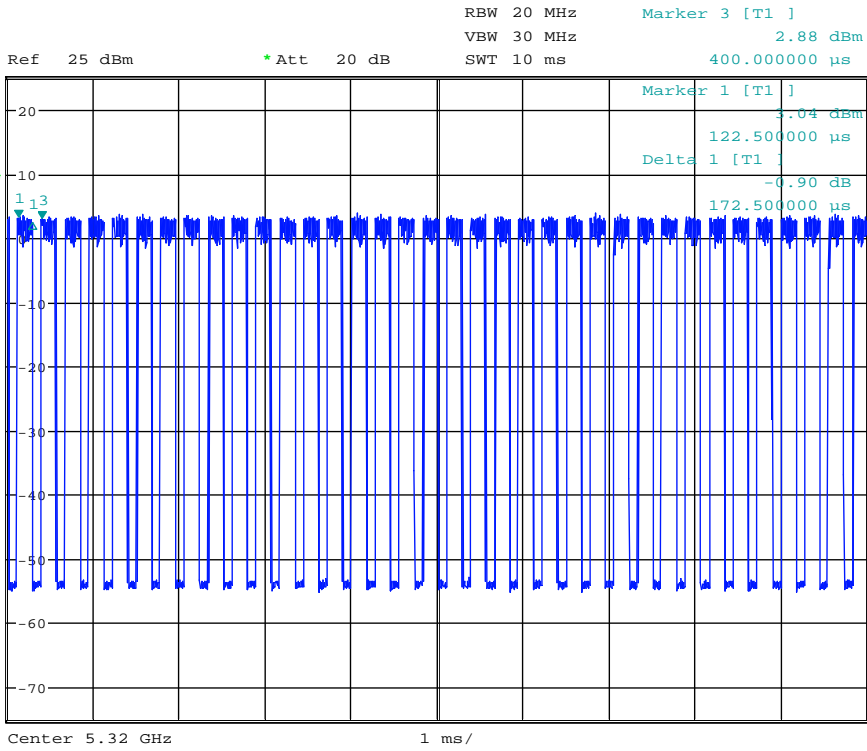
Date: 27.DEC.2017 20:46:05

Duty Cycle_11A_5280_Ant2



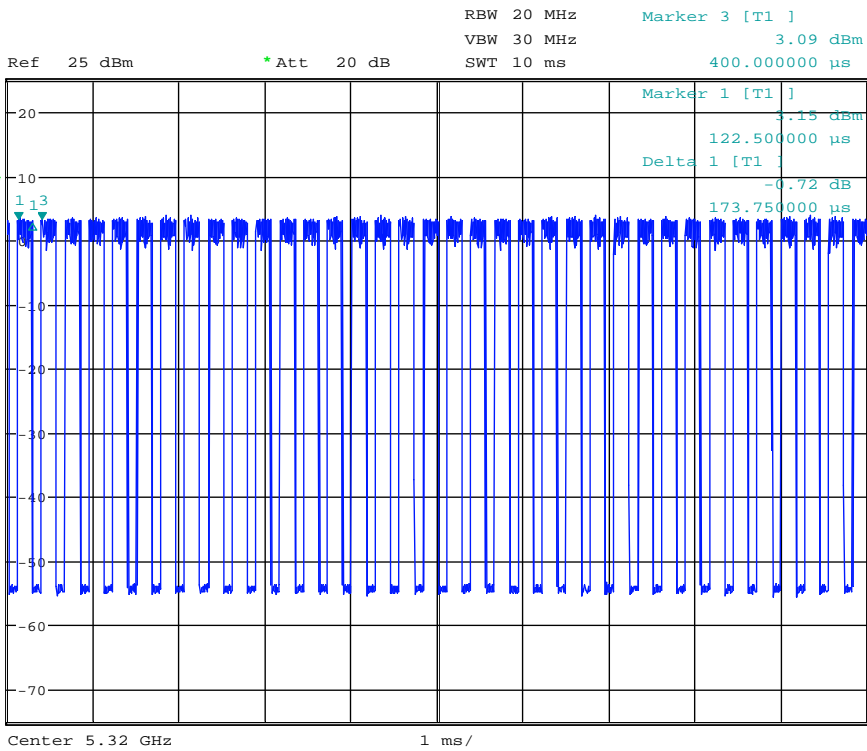
Date: 2.JAN.2018 15:20:42

Duty Cycle_11A_5320_Ant1



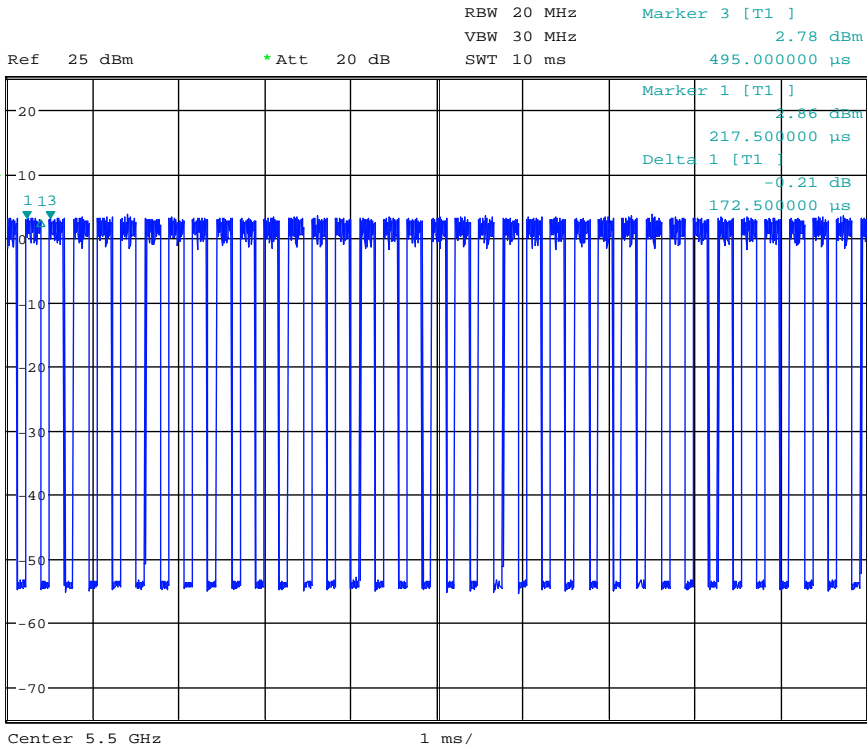
Date: 27.DEC.2017 20:50:41

Duty Cycle_11A_5320_Ant2



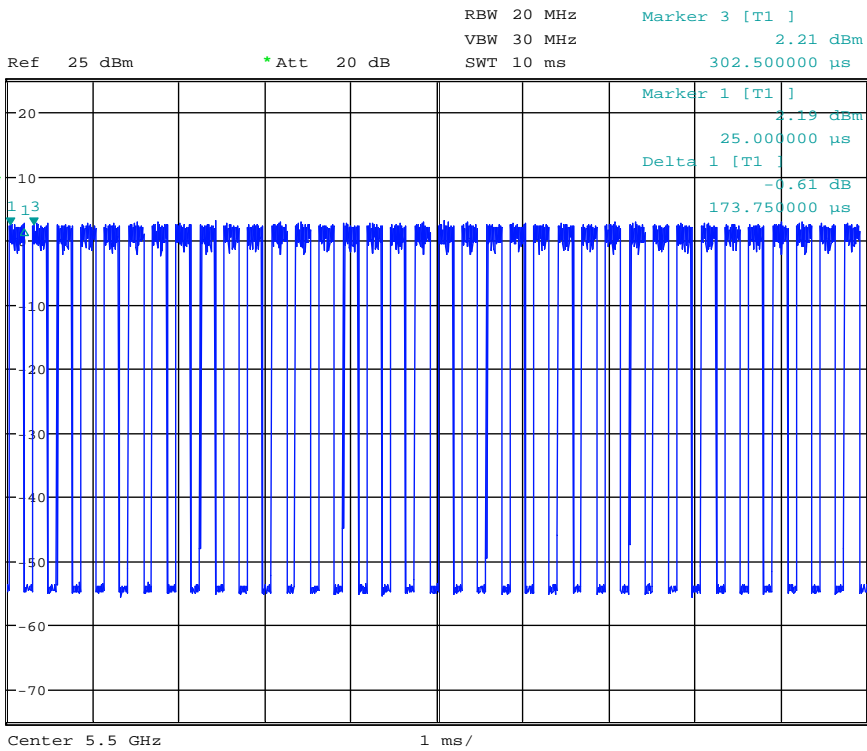
Date: 2.JAN.2018 15:25:39

Duty Cycle_11A_5500_Ant1



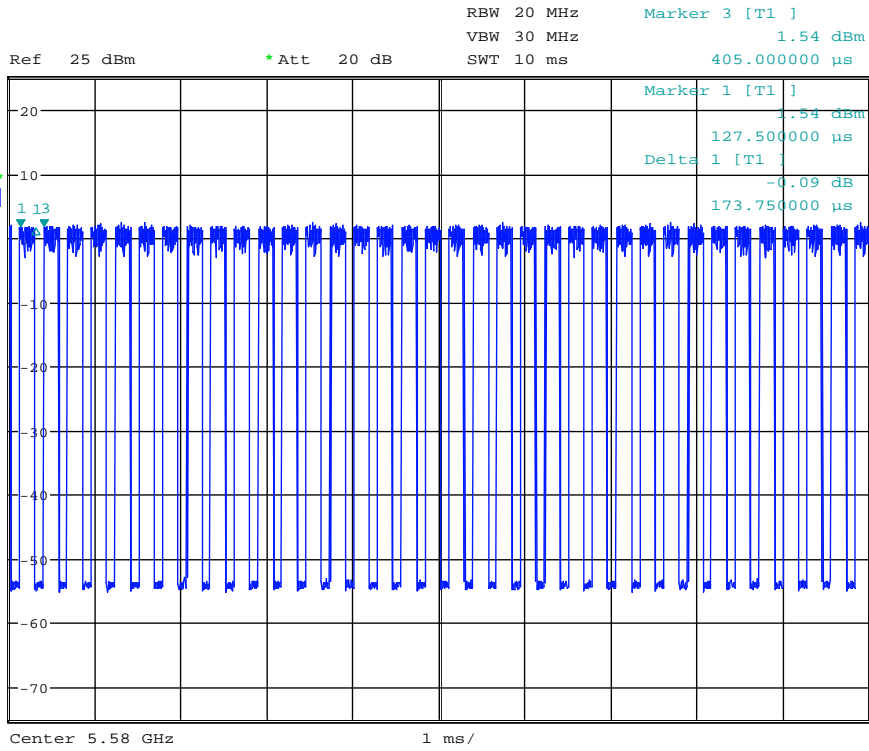
Date: 27.DEC.2017 20:55:52

Duty Cycle_11A_5500_Ant2



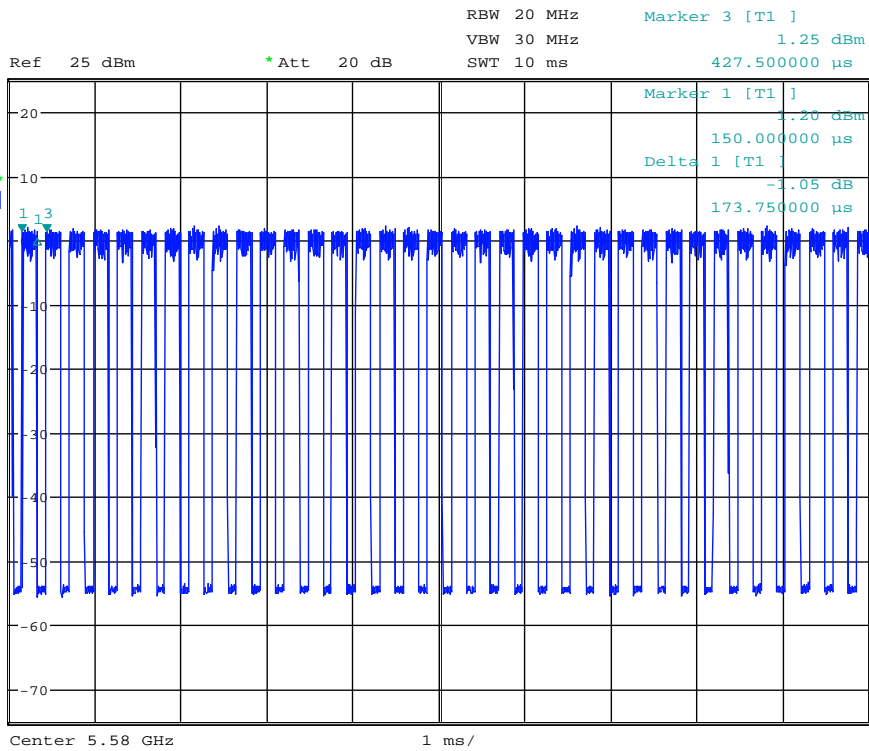
Date: 2.JAN.2018 15:51:18

Duty Cycle_11A_5580_Ant1



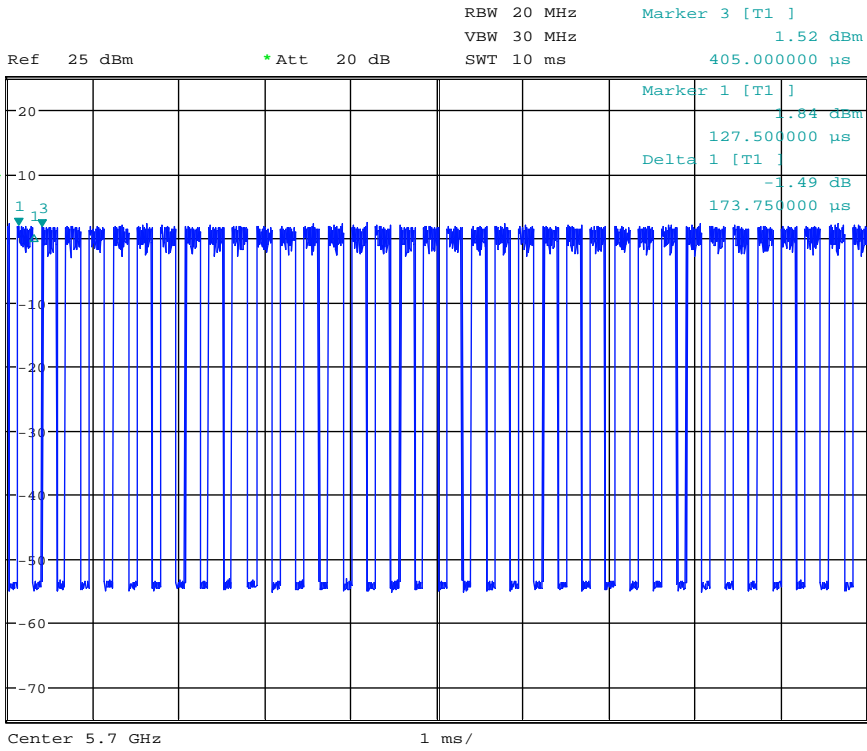
Date: 27.DEC.2017 21:03:43

Duty Cycle_11A_5580_Ant2



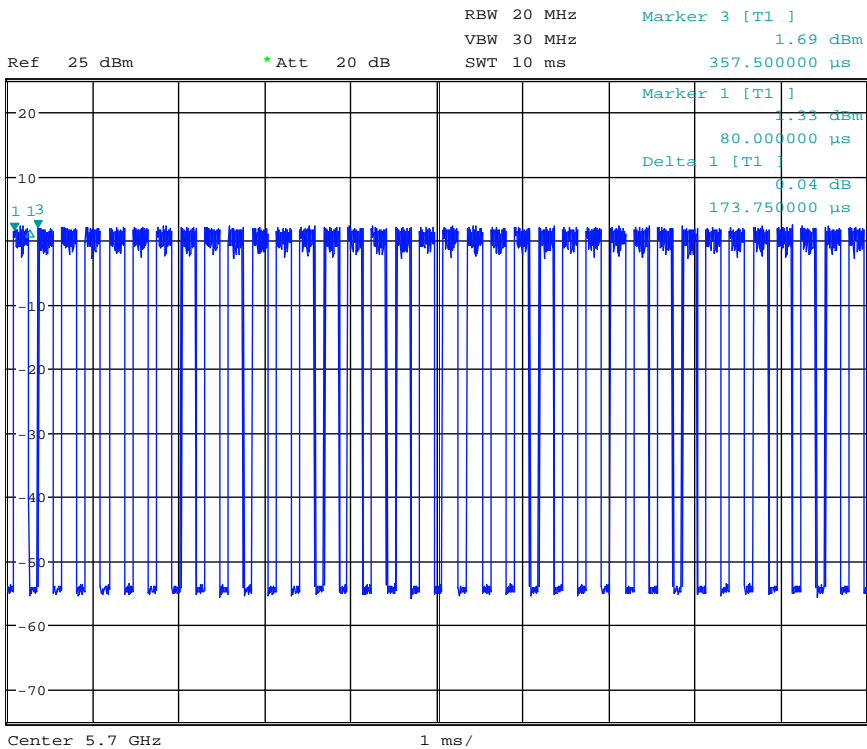
Date: 2.JAN.2018 15:56:29

Duty Cycle_11A_5700_Ant1



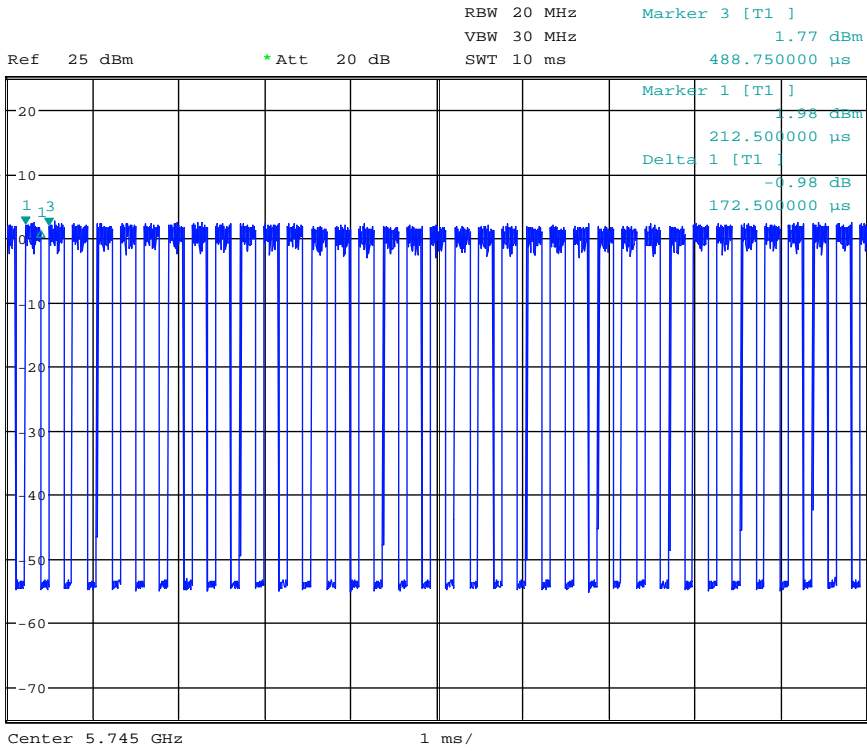
Date: 27.DEC.2017 21:08:30

Duty Cycle_11A_5700_Ant2



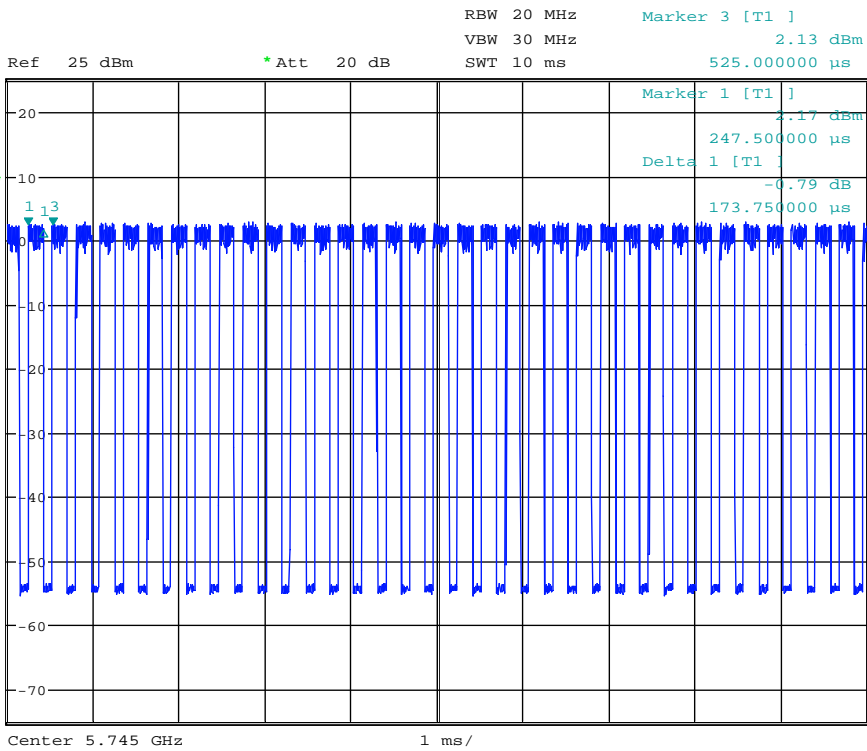
Date: 2.JAN.2018 16:03:29

Duty Cycle_11A_5745_Ant1



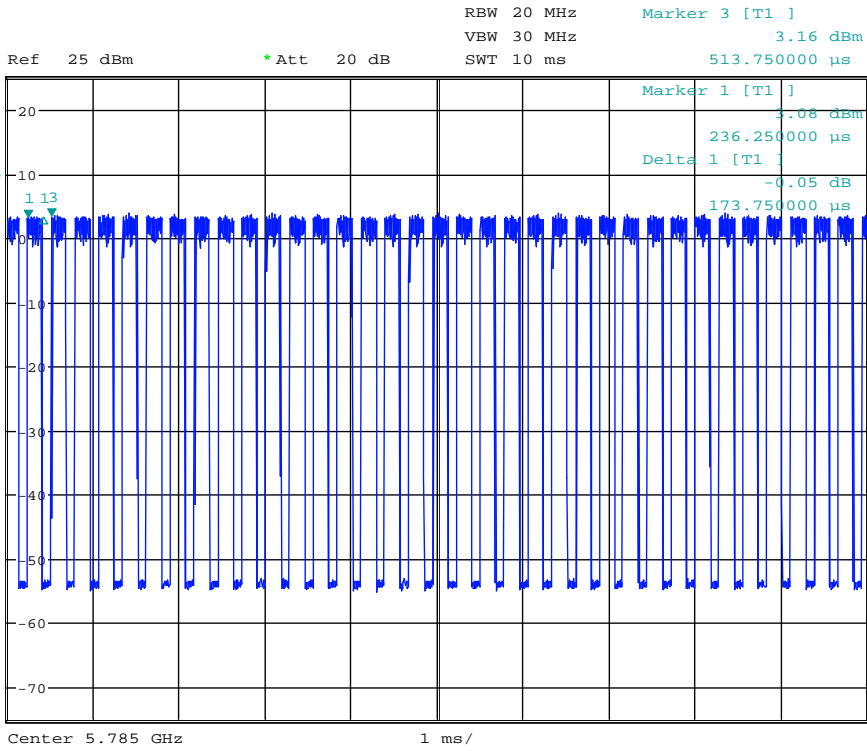
Date: 27.DEC.2017 21:13:36

Duty Cycle_11A_5745_Ant2



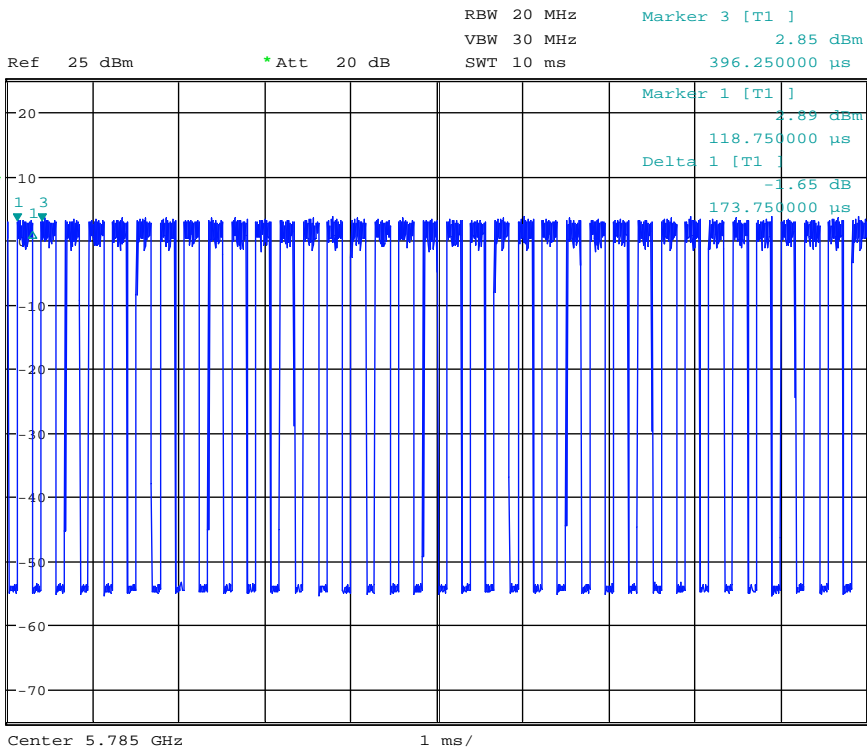
Date: 2.JAN.2018 16:10:01

Duty Cycle_11A_5785_Ant1



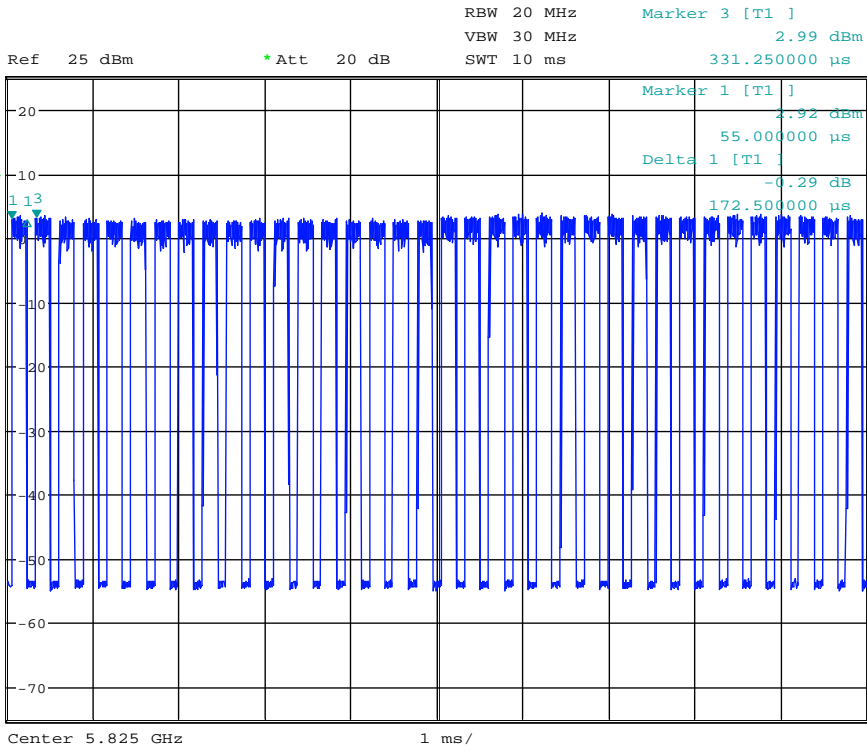
Date: 27.DEC.2017 21:20:22

Duty Cycle_11A_5785_Ant2



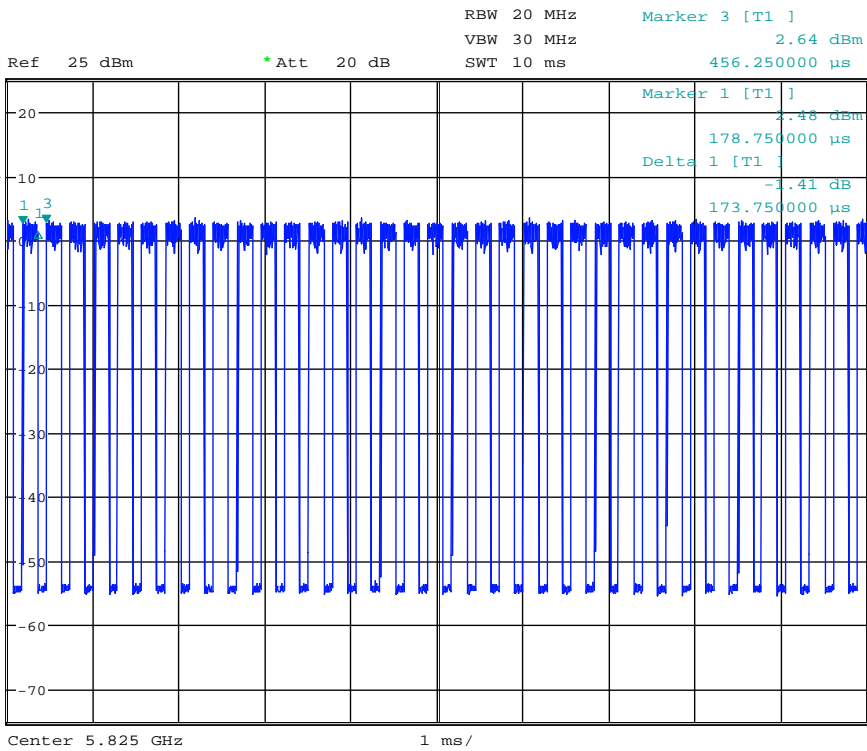
Date: 2.JAN.2018 16:14:08

Duty Cycle_11A_5825_Ant1



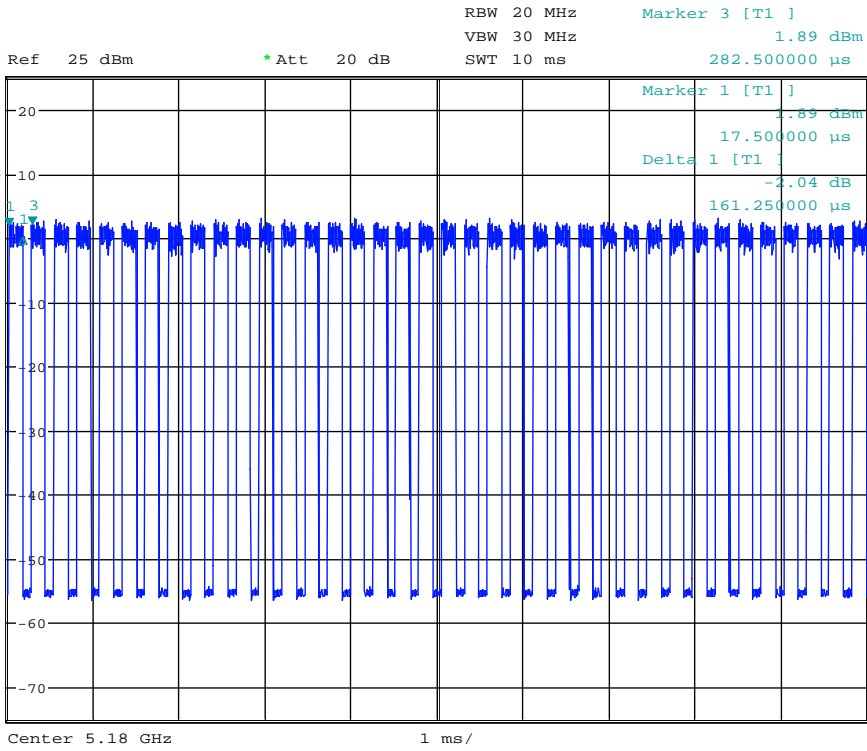
Date: 27.DEC.2017 21:23:55

Duty Cycle_11A_5825_Ant2



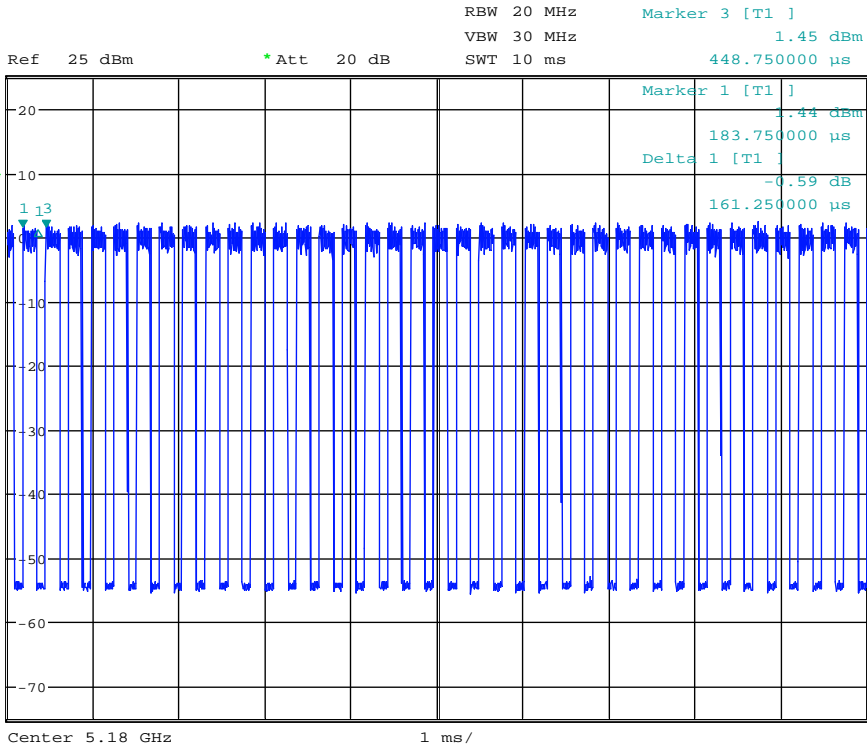
Date: 2.JAN.2018 16:17:56

Duty Cycle_11N20SISO_5180_Ant1



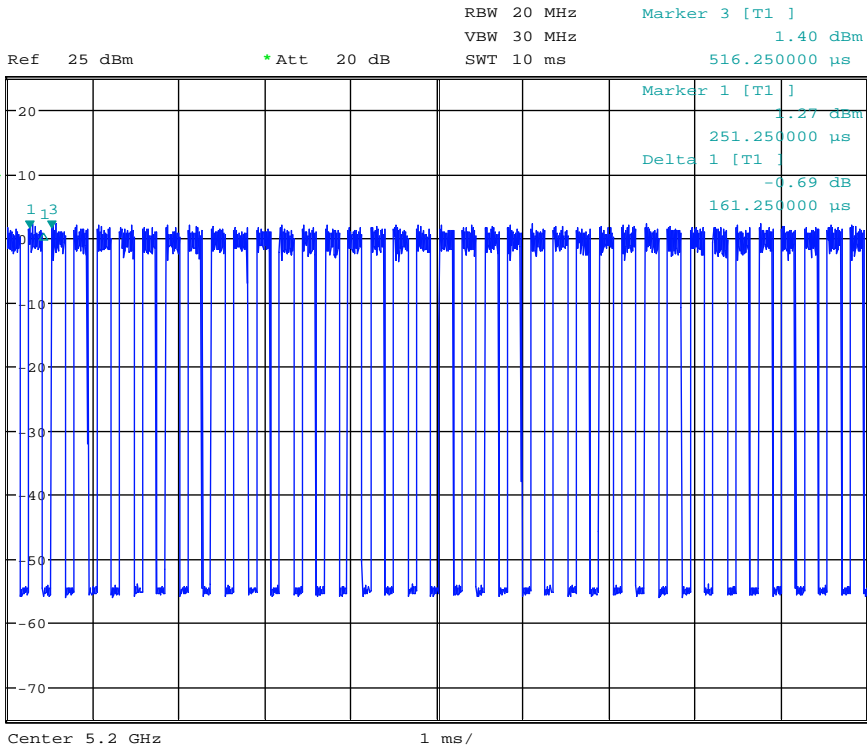
Date: 28.DEC.2017 08:34:20

Duty Cycle_11N20SISO_5180_Ant2



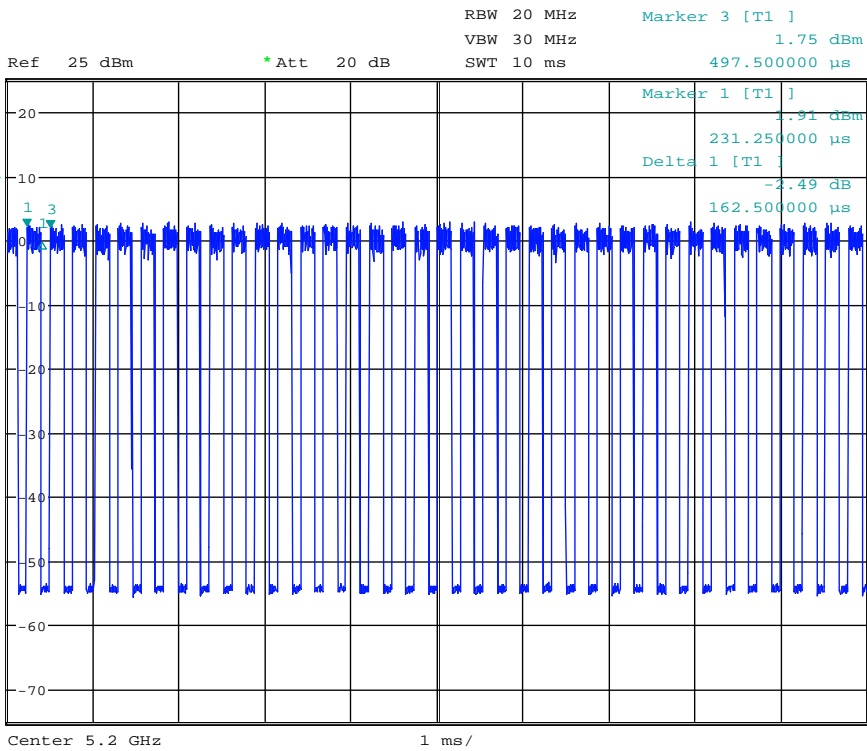
Date: 2.JAN.2018 16:22:13

Duty Cycle_11N20SISO_5200_Ant1



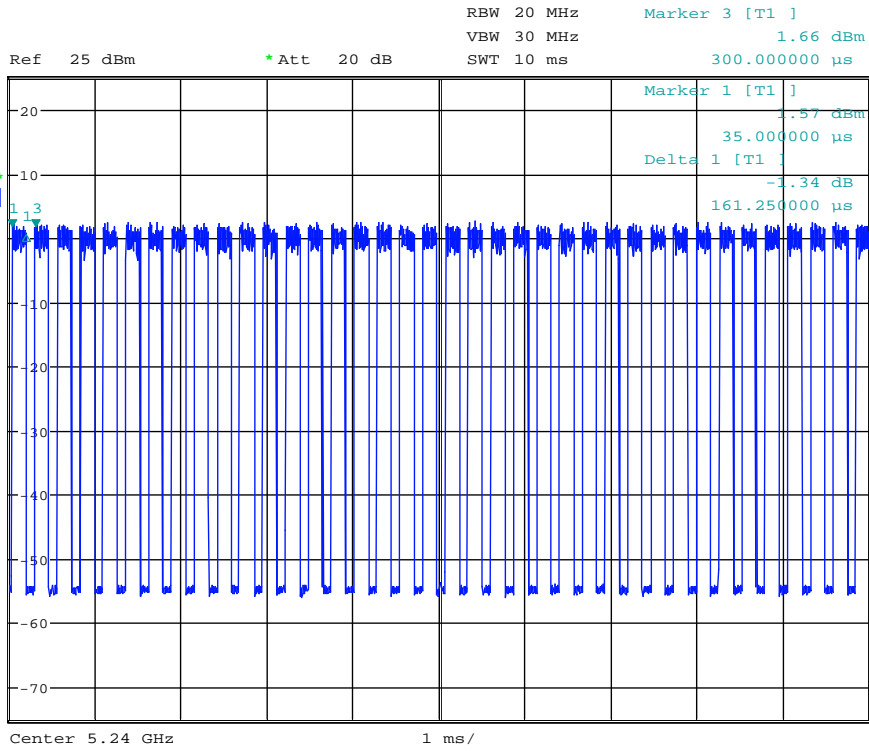
Date: 28.DEC.2017 08:39:31

Duty Cycle_11N20SISO_5200_Ant2



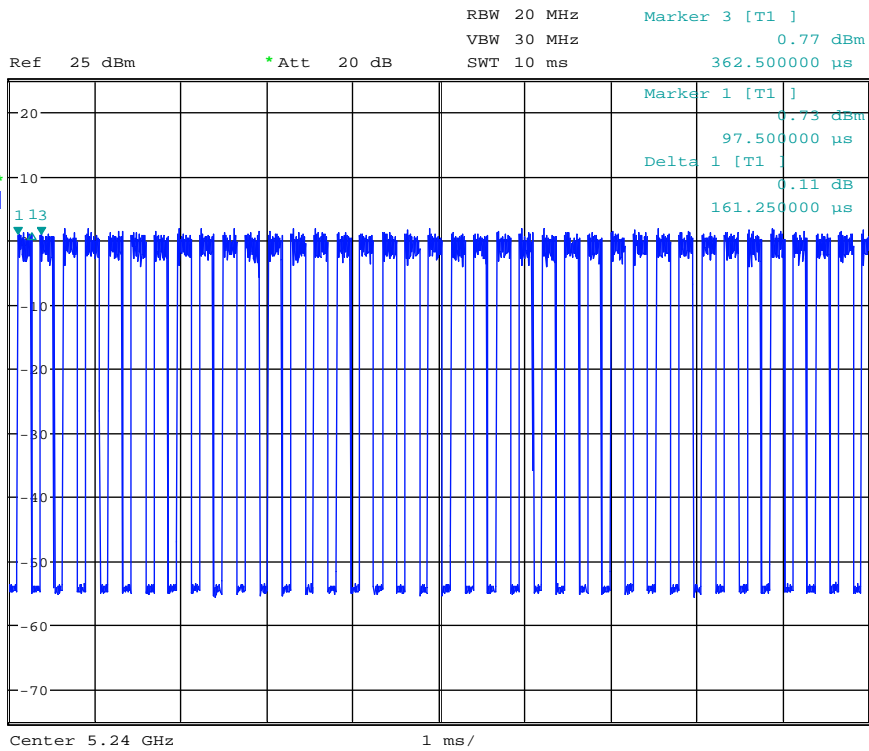
Date: 2.JAN.2018 16:28:06

Duty Cycle_11N20SISO_5240_Ant1



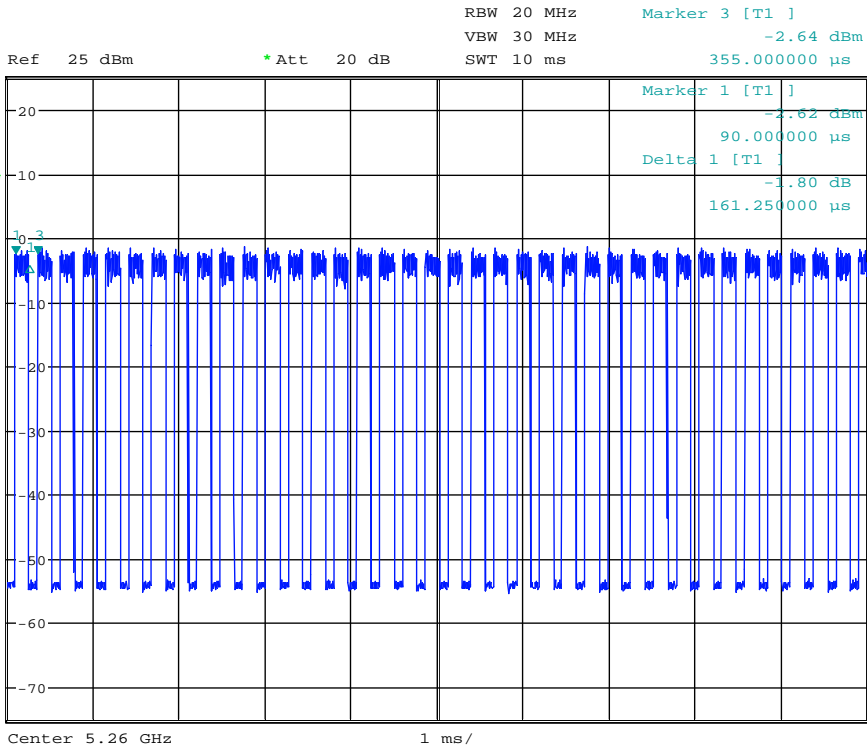
Date: 28.DEC.2017 08:44:13

Duty Cycle_11N20SISO_5240_Ant2



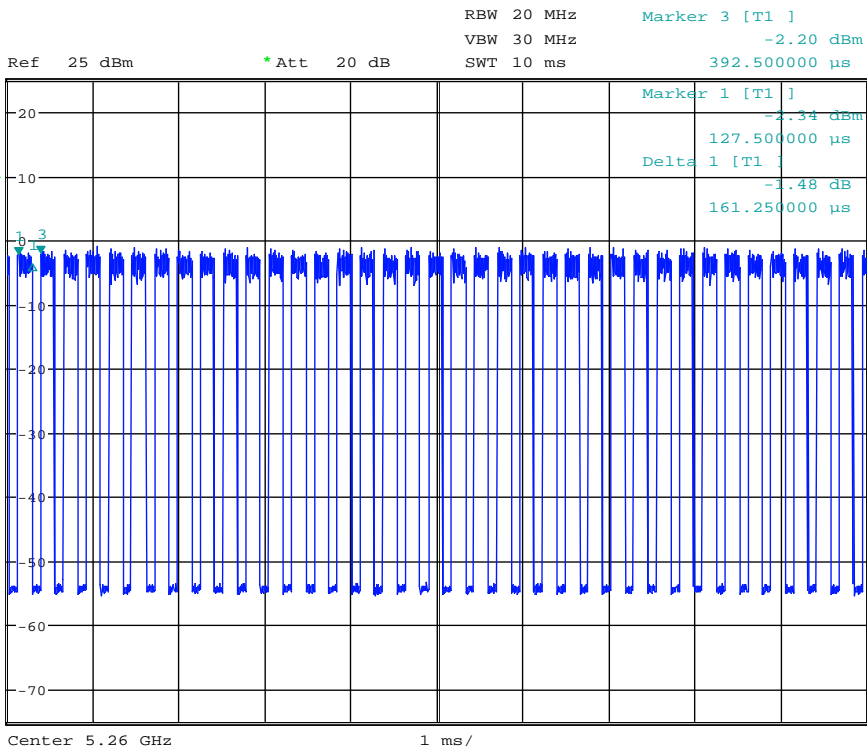
Date: 2.JAN.2018 16:33:05

Duty Cycle_11N20SISO_5260_Ant1



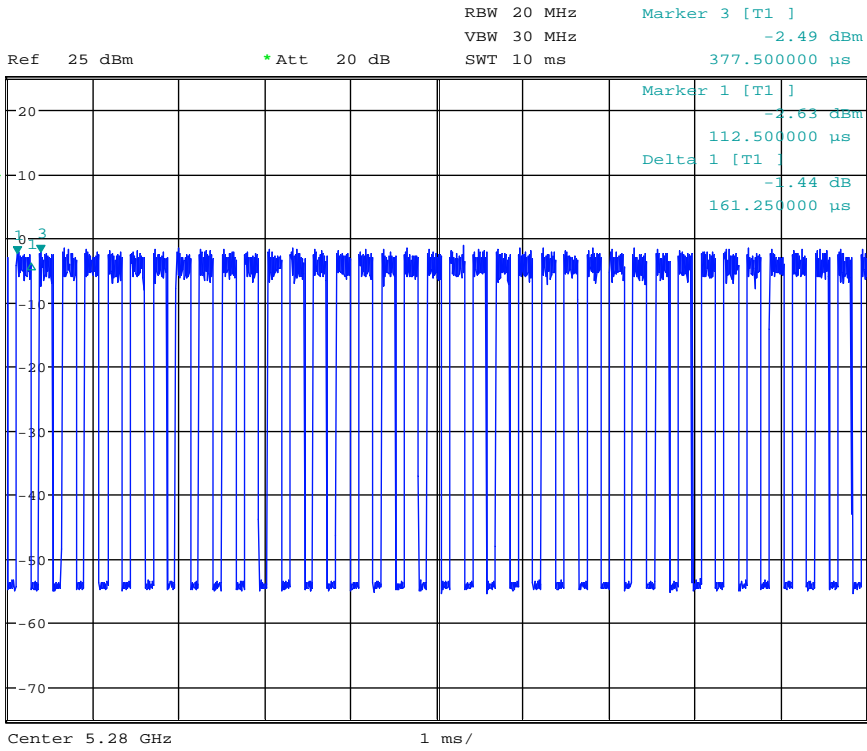
Date: 28.DEC.2017 20:36:14

Duty Cycle_11N20SISO_5260_Ant2



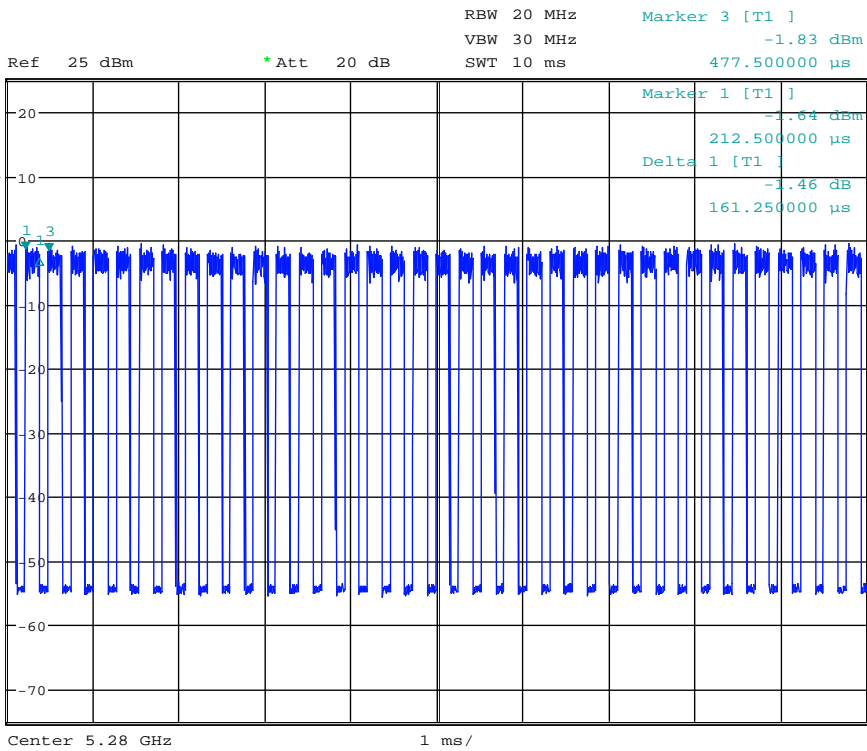
Date: 2.JAN.2018 16:39:34

Duty Cycle_11N20SISO_5280_Ant1



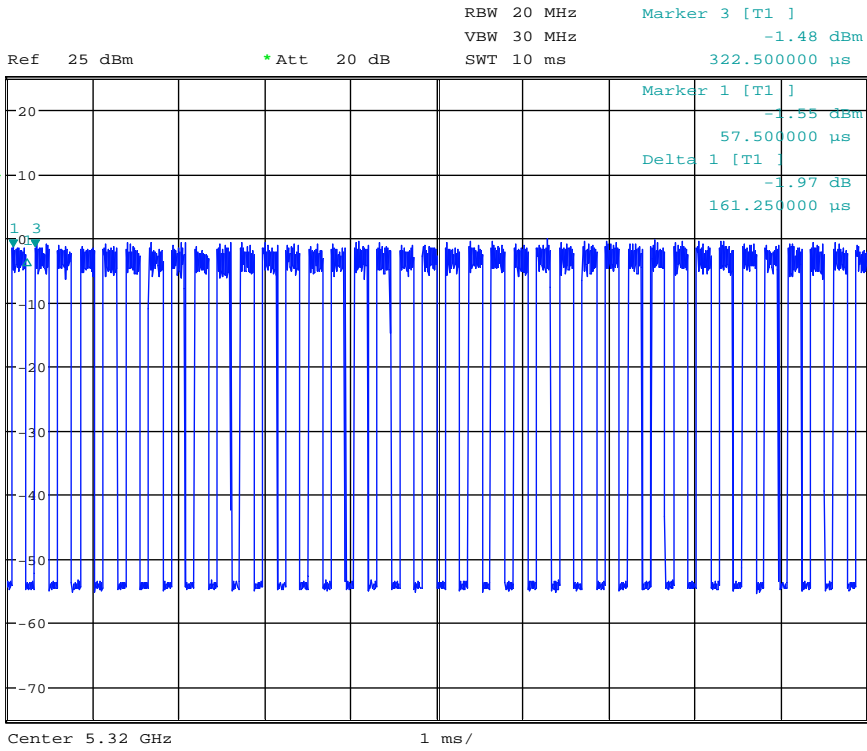
Date: 28.DEC.2017 20:41:35

Duty Cycle_11N20SISO_5280_Ant2



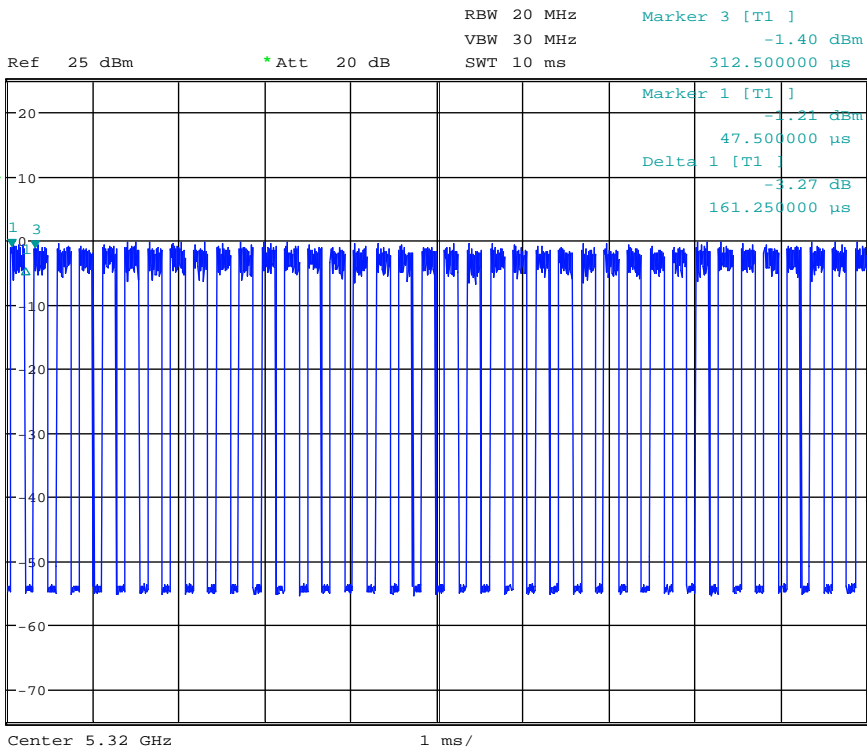
Date: 2.JAN.2018 16:44:46

Duty Cycle_11N20SISO_5320_Ant1



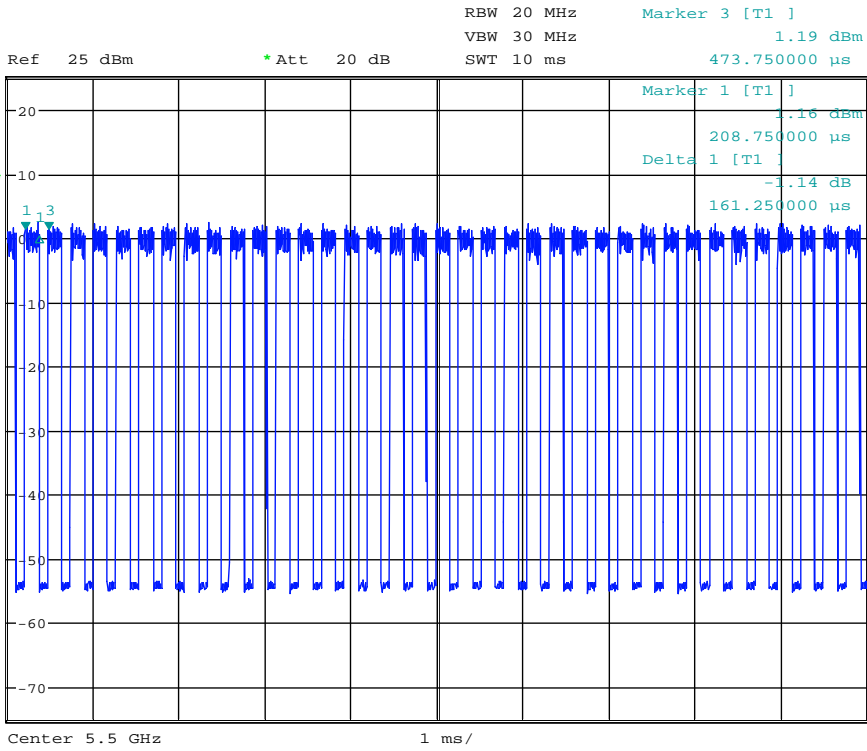
Date: 28.DEC.2017 20:48:24

Duty Cycle_11N20SISO_5320_Ant2



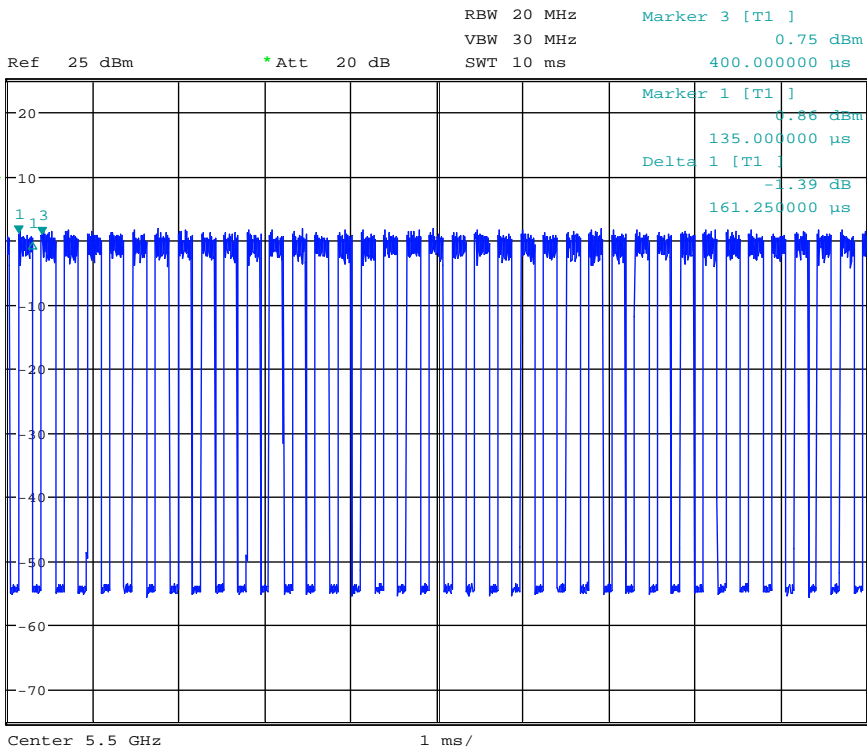
Date: 2.JAN.2018 16:49:27

Duty Cycle_11N20SISO_5500_Ant1



Date: 28.DEC.2017 20:53:42

Duty Cycle_11N20SISO_5500_Ant2



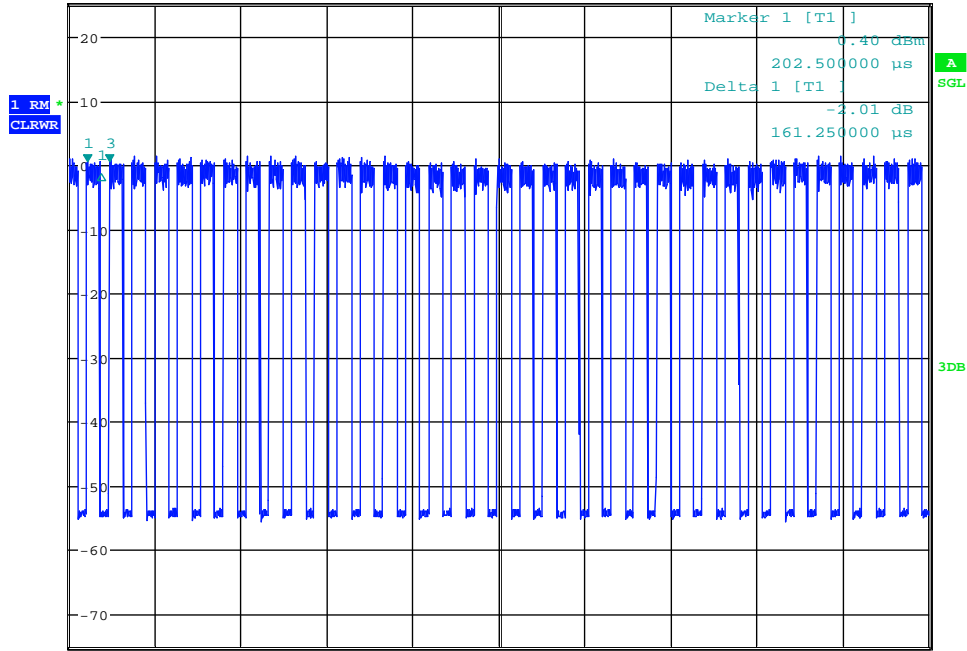
Date: 2.JAN.2018 16:54:48

Duty Cycle_11N20SISO_5580_Ant1



RBW 20 MHz Marker 3 [T1] 0.33 dBm
VBW 30 MHz
SWT 10 ms 467.500000 μ s

Ref 25 dBm *Att 20 dB



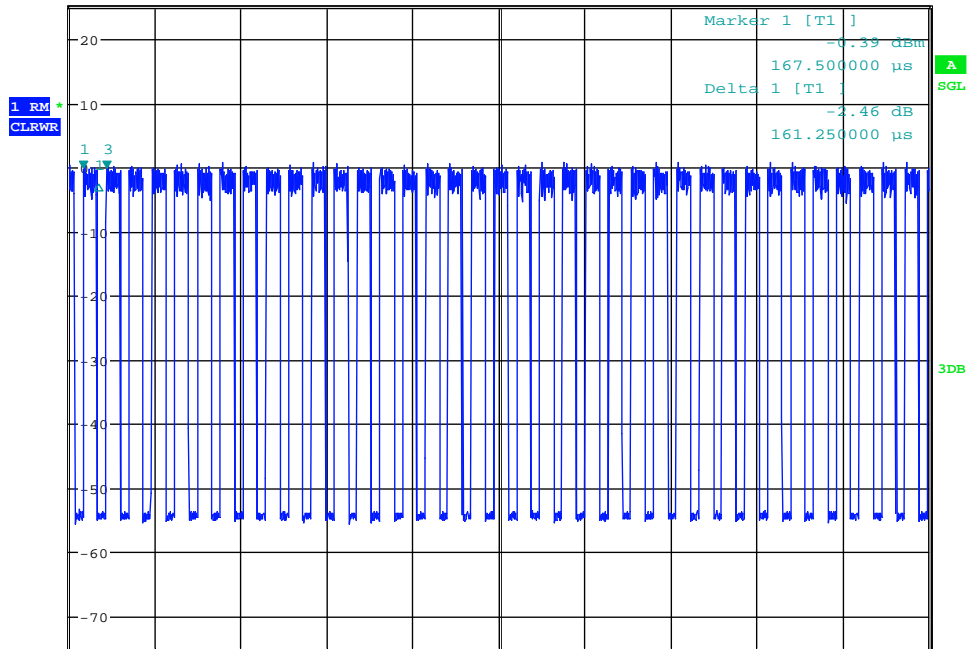
Date: 28.DEC.2017 21:00:15

Duty Cycle_11N20SISO_5580_Ant2



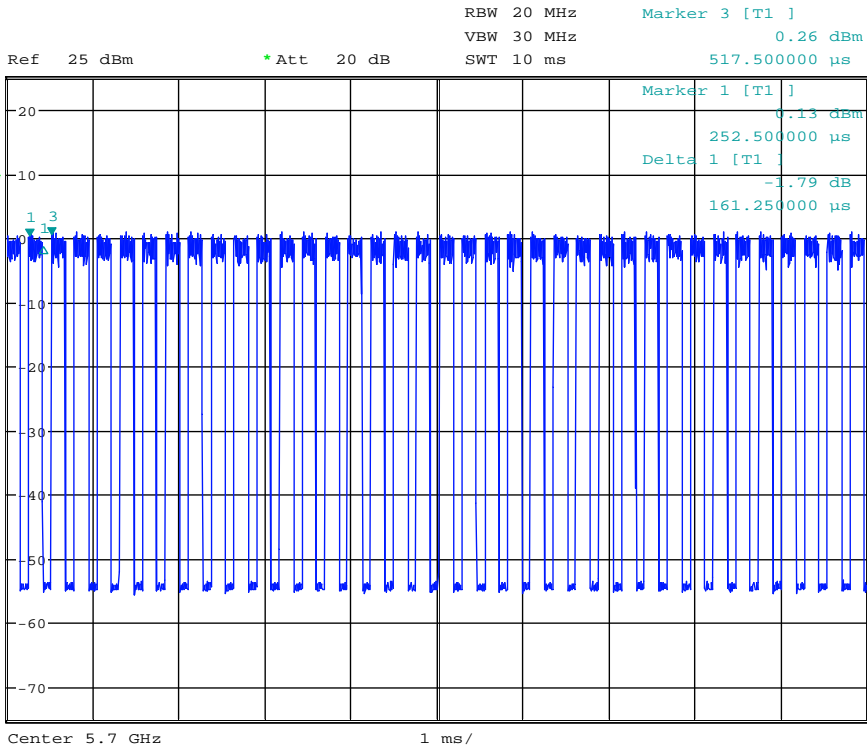
RBW 20 MHz Marker 3 [T1] -0.30 dBm
VBW 30 MHz
SWT 10 ms 432.500000 μ s

Ref 25 dBm *Att 20 dB



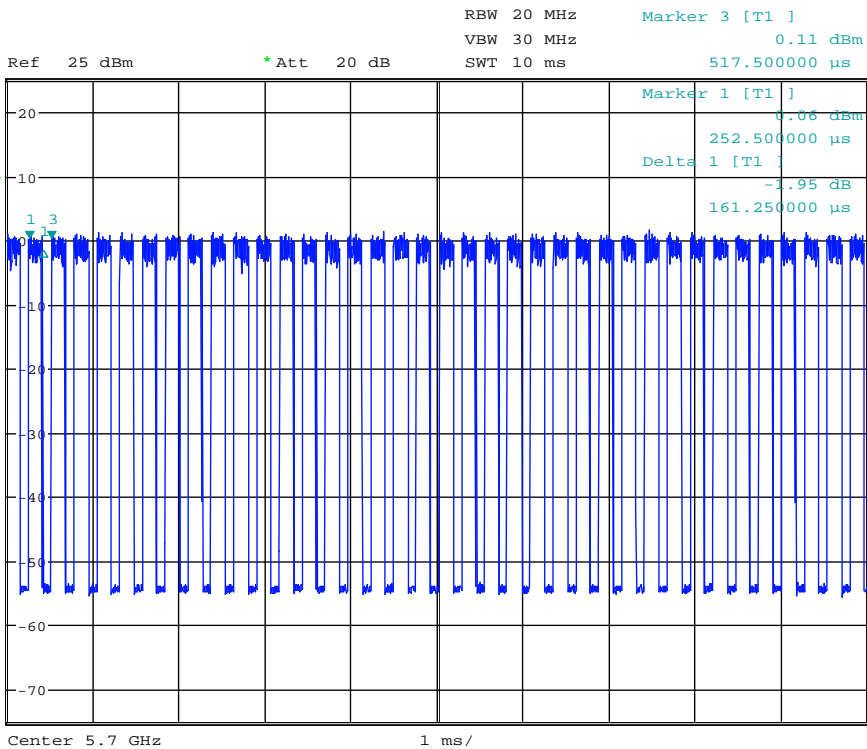
Date: 2.JAN.2018 17:00:19

Duty Cycle_11N20SISO_5700_Ant1



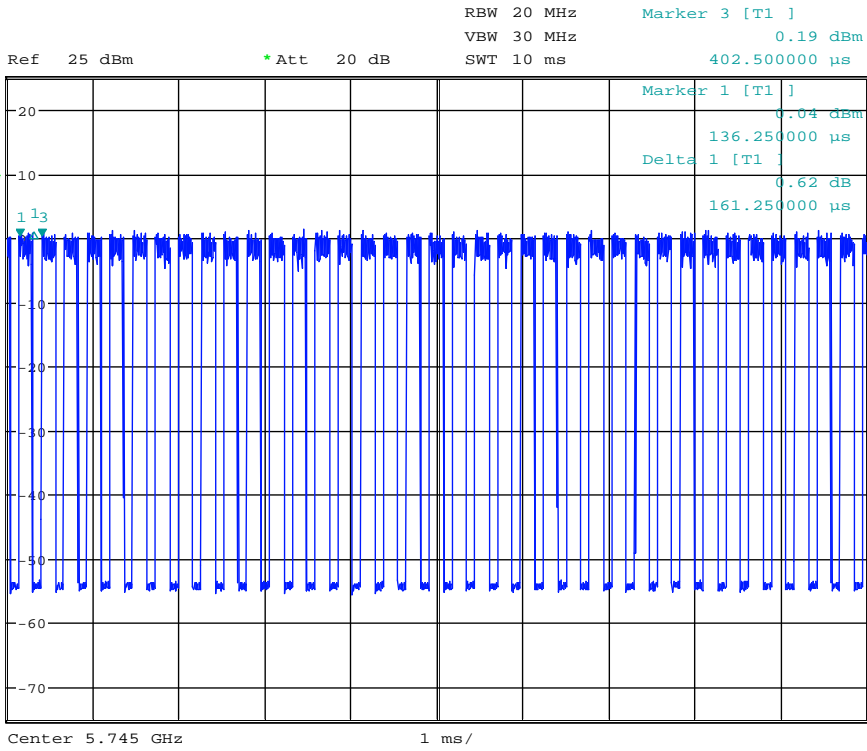
Date: 28.DEC.2017 21:08:40

Duty Cycle_11N20SISO_5700_Ant2



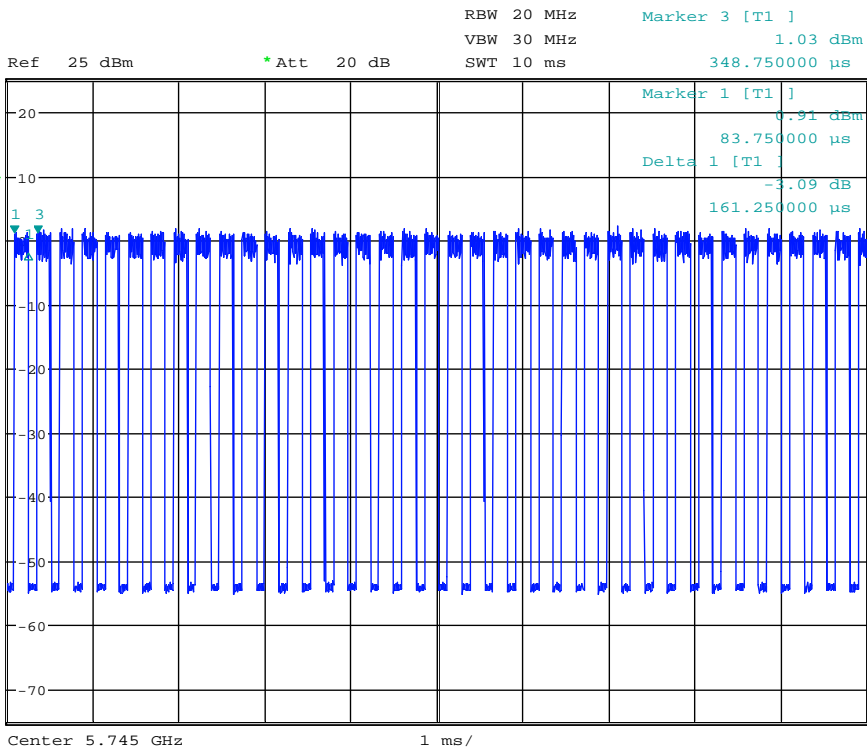
Date: 2.JAN.2018 17:05:03

Duty Cycle_11N20SISO_5745_Ant1



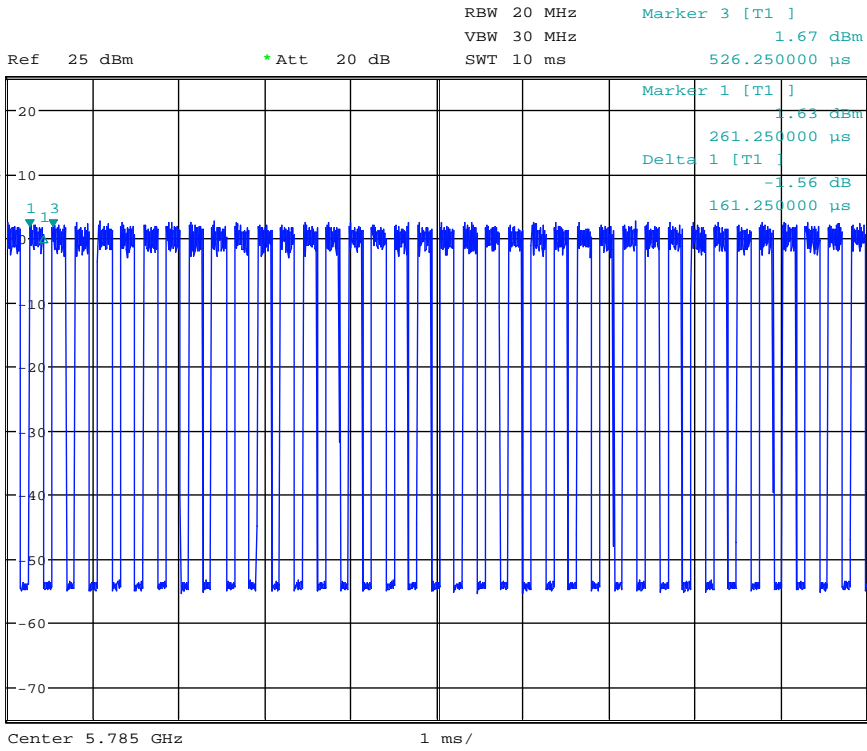
Date: 28.DEC.2017 21:14:26

Duty Cycle_11N20SISO_5745_Ant2



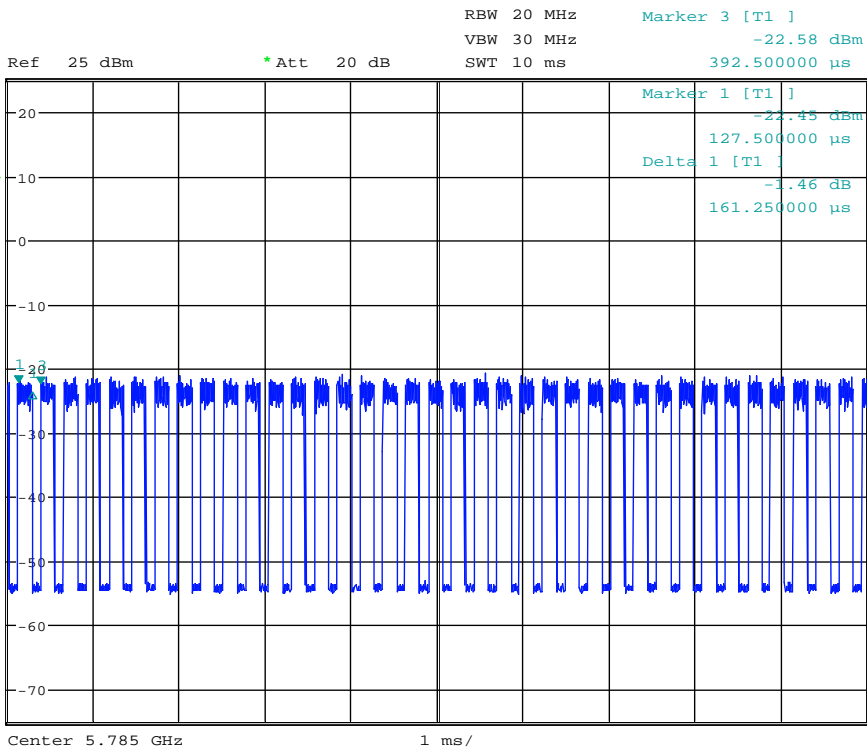
Date: 2.JAN.2018 17:32:38

Duty Cycle_11N20SISO_5785_Ant1



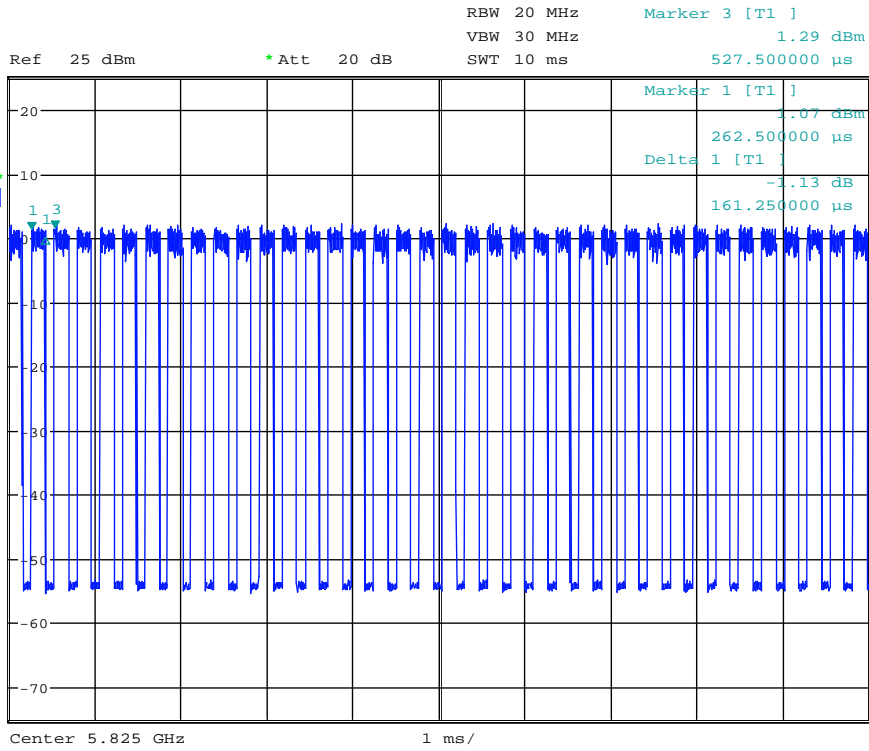
Date: 28.DEC.2017 21:19:35

Duty Cycle_11N20SISO_5785_Ant2



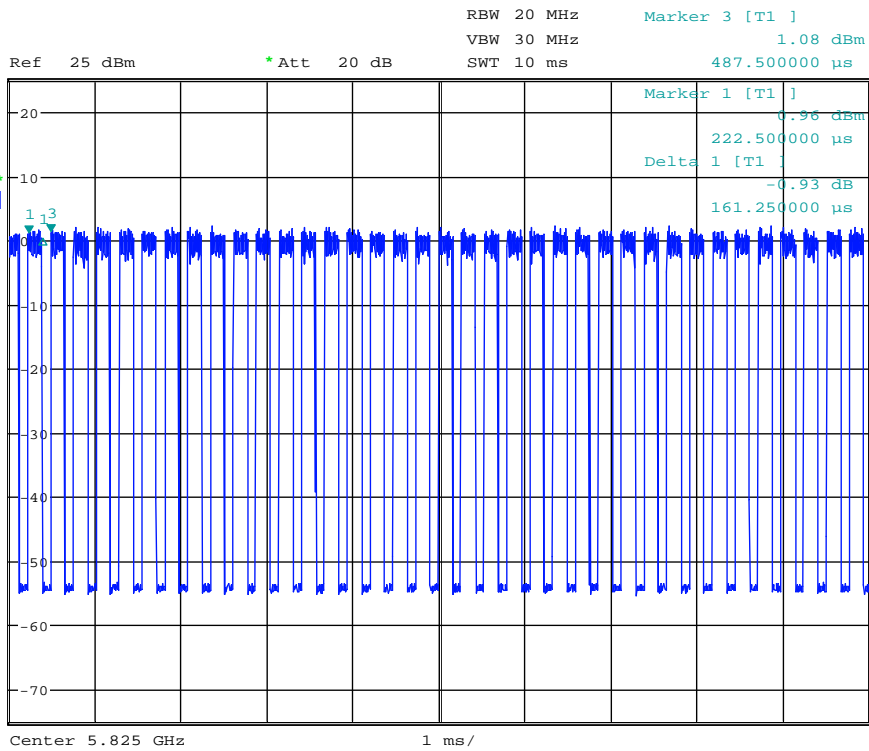
Date: 3.JAN.2018 14:24:38

Duty Cycle_11N20SISO_5825_Ant1



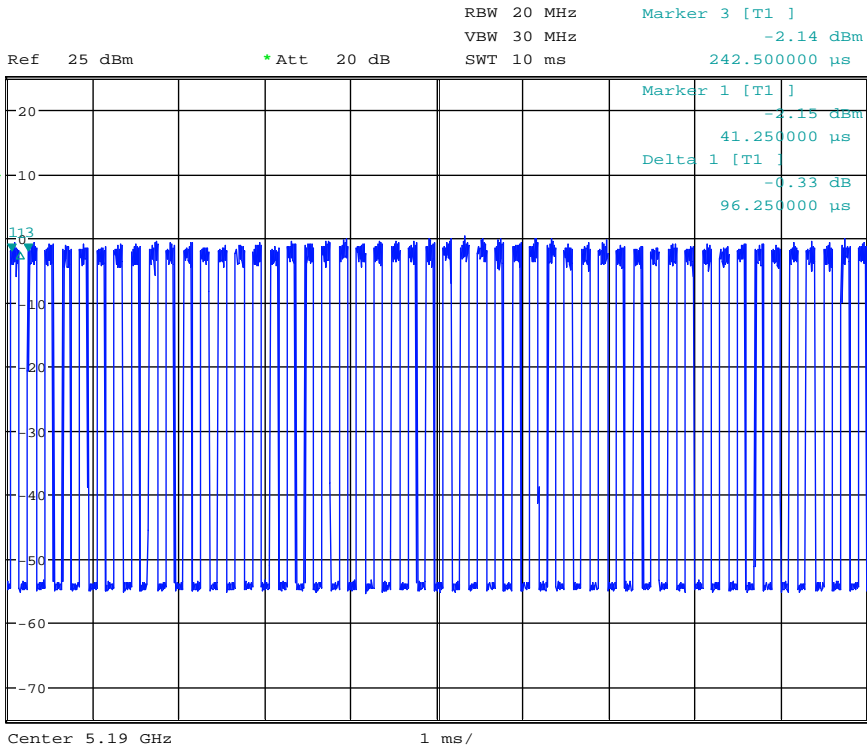
Date: 28.DEC.2017 21:27:31

Duty Cycle_11N20SISO_5825_Ant2



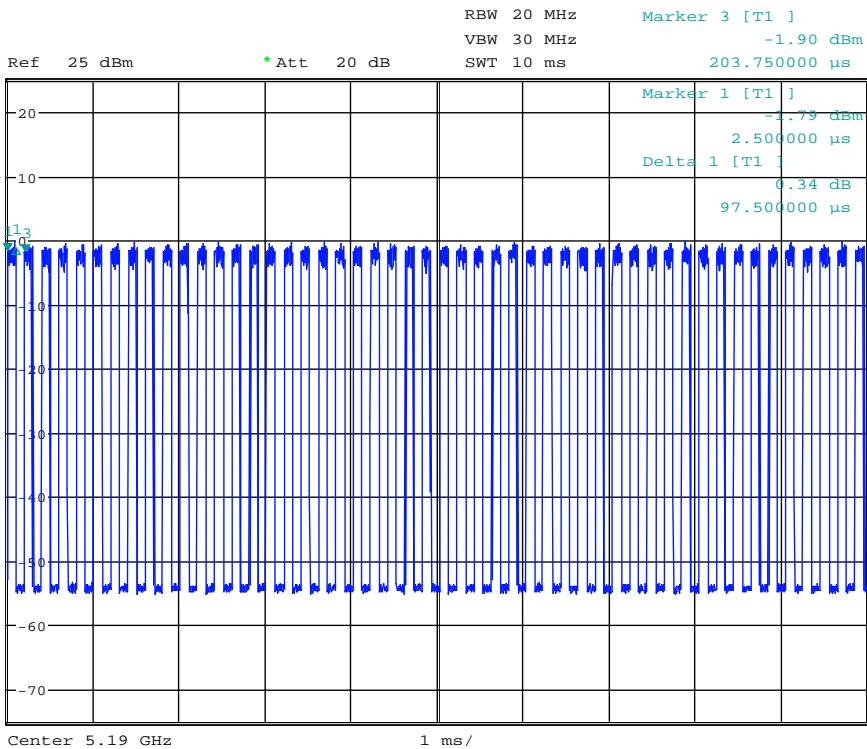
Date: 3.JAN.2018 14:28:52

Duty Cycle_11N40SISO_5190_Ant1



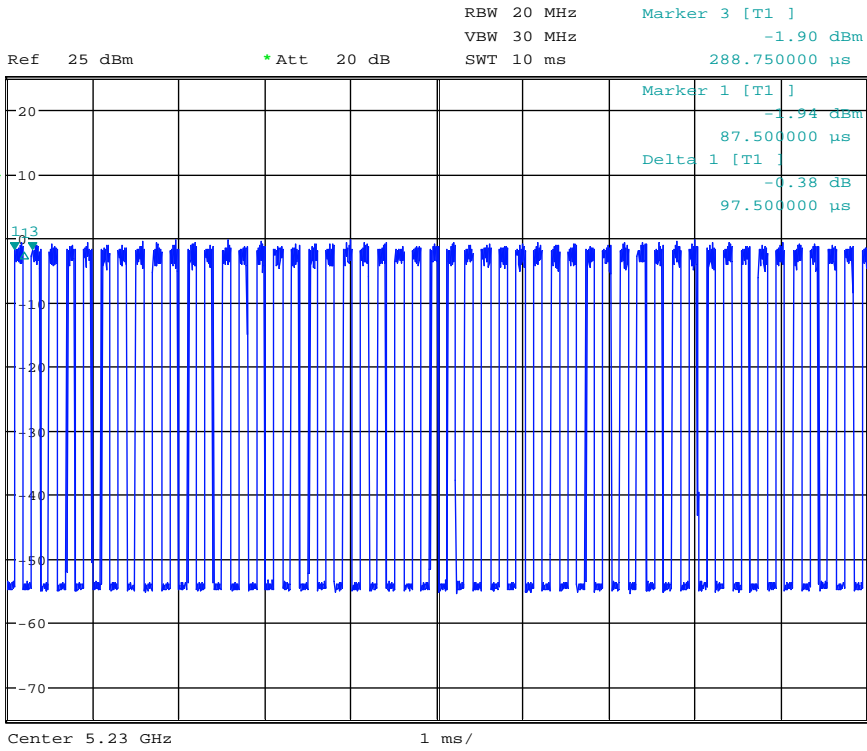
Date: 28.DEC.2017 21:33:19

Duty Cycle_11N40SISO_5190_Ant2



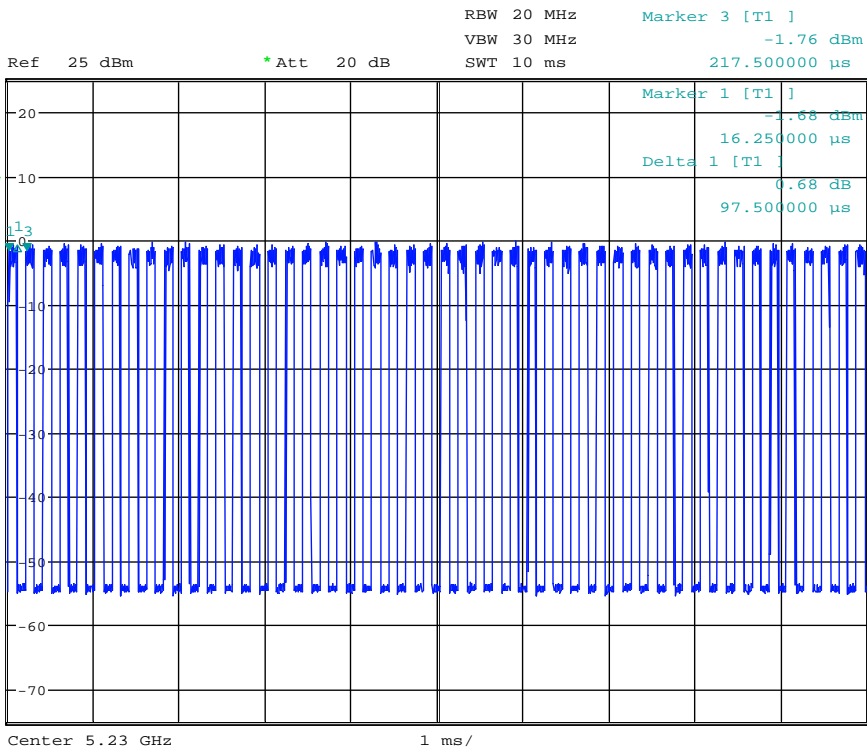
Date: 3.JAN.2018 14:33:56

Duty Cycle_11N40SISO_5230_Ant1



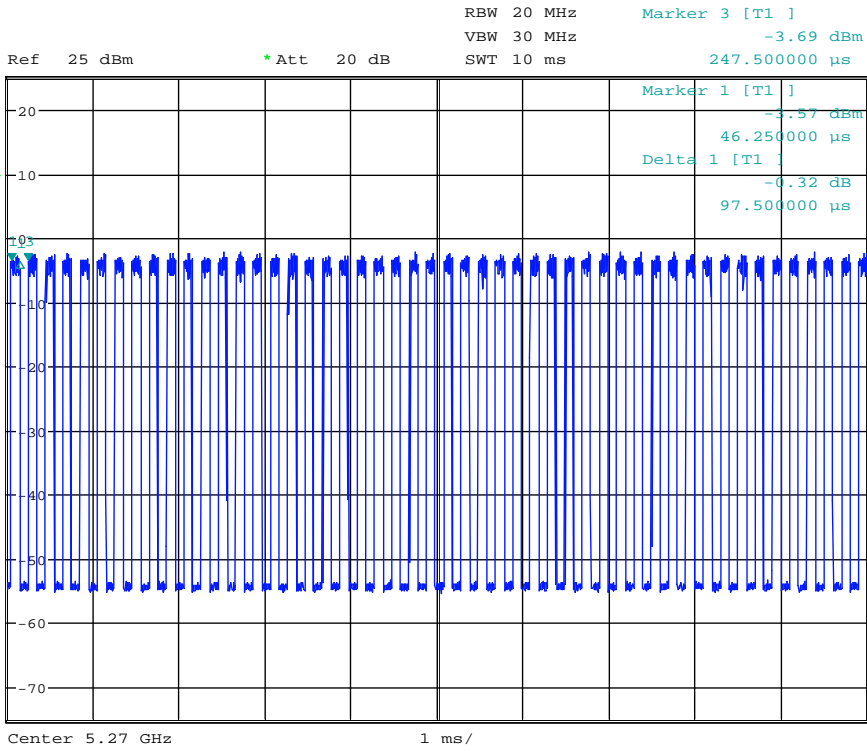
Date: 28.DEC.2017 21:38:25

Duty Cycle_11N40SISO_5230_Ant2



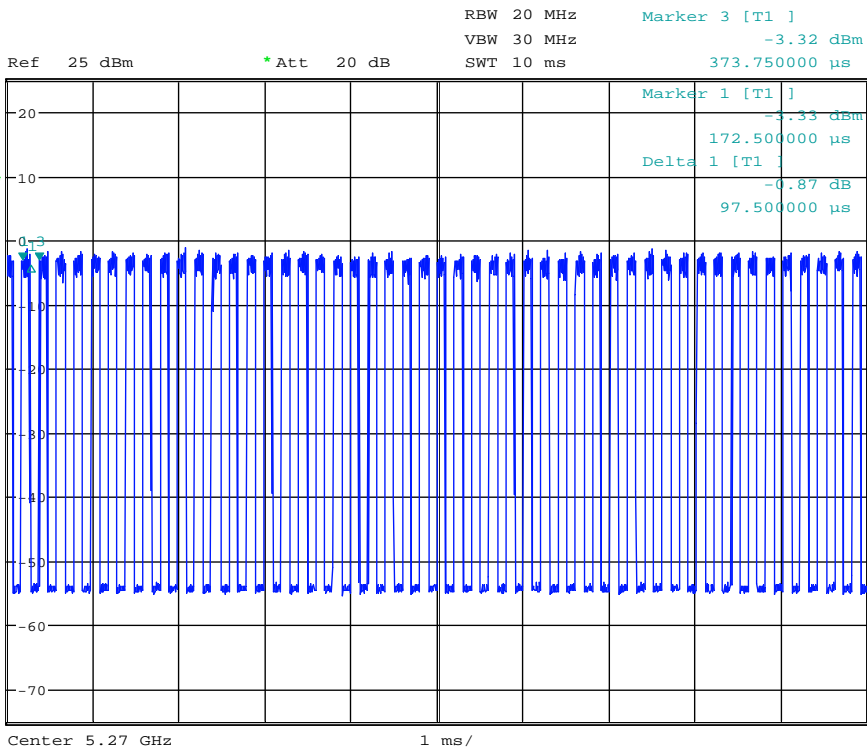
Date: 3.JAN.2018 14:40:16

Duty Cycle_11N40SISO_5270_Ant1



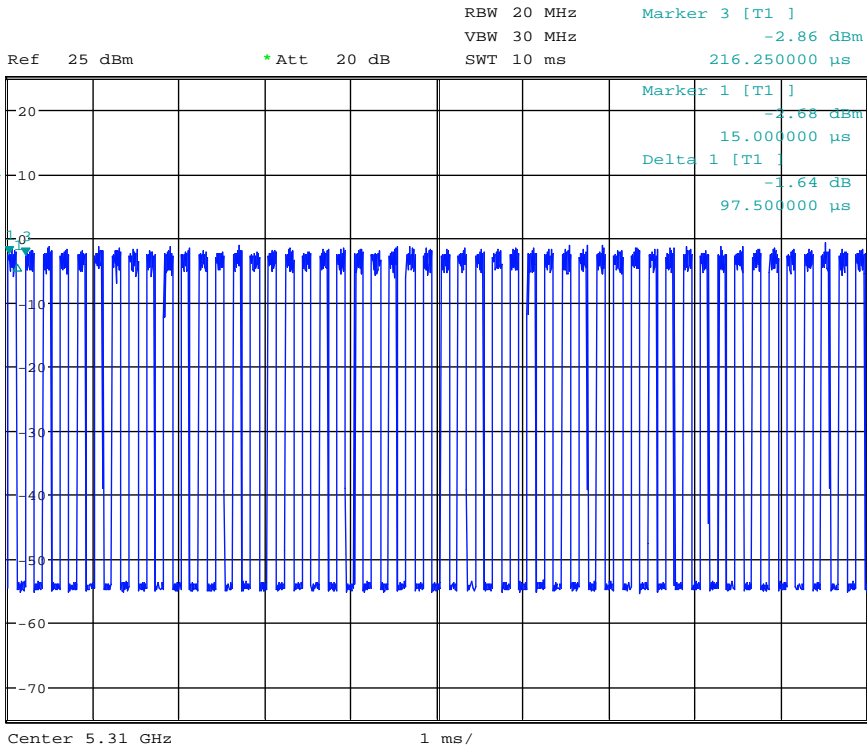
Date: 28.DEC.2017 21:45:07

Duty Cycle_11N40SISO_5270_Ant2



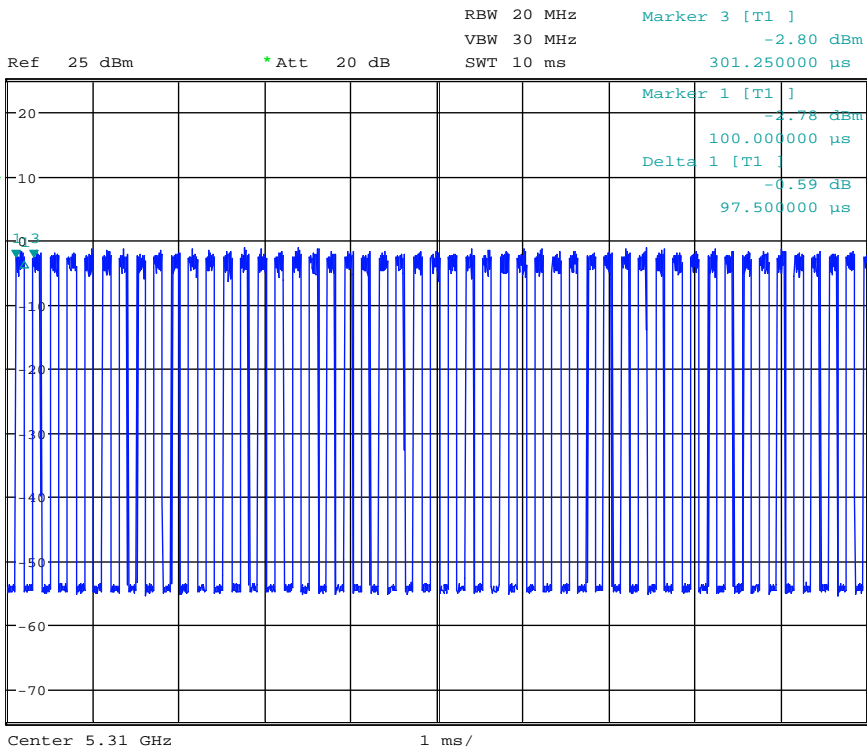
Date: 3.JAN.2018 14:45:19

Duty Cycle_11N40SISO_5310_Ant1



Date: 28.DEC.2017 21:49:55

Duty Cycle_11N40SISO_5310_Ant2



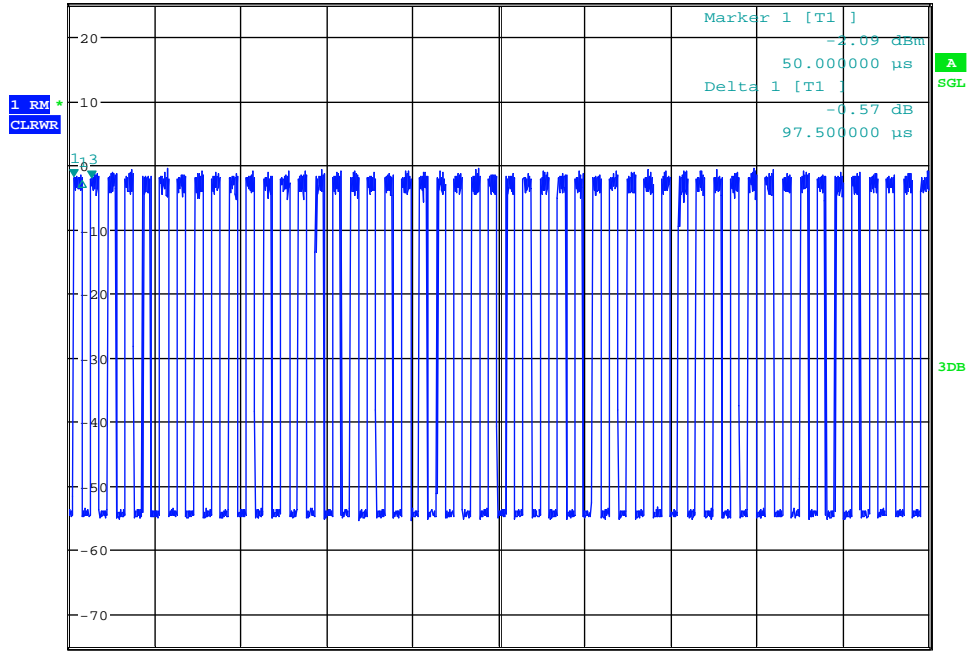
Date: 3.JAN.2018 14:50:10

Duty Cycle_11N40SISO_5510_Ant1



RBW 20 MHz Marker 3 [T1]
VBW 30 MHz -2.12 dBm
SWT 10 ms 251.250000 μ s

Ref 25 dBm *Att 20 dB



Center 5.51 GHz 1 ms/

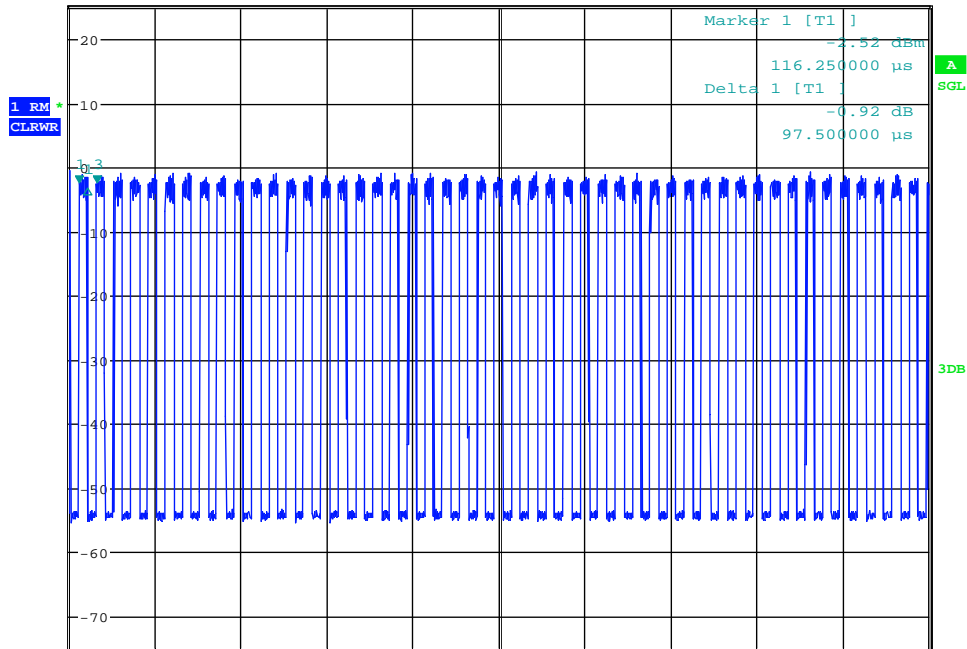
Date: 28.DEC.2017 21:55:43

Duty Cycle_11N40SISO_5510_Ant2



RBW 20 MHz Marker 3 [T1]
VBW 30 MHz -2.70 dBm
SWT 10 ms 317.500000 μ s

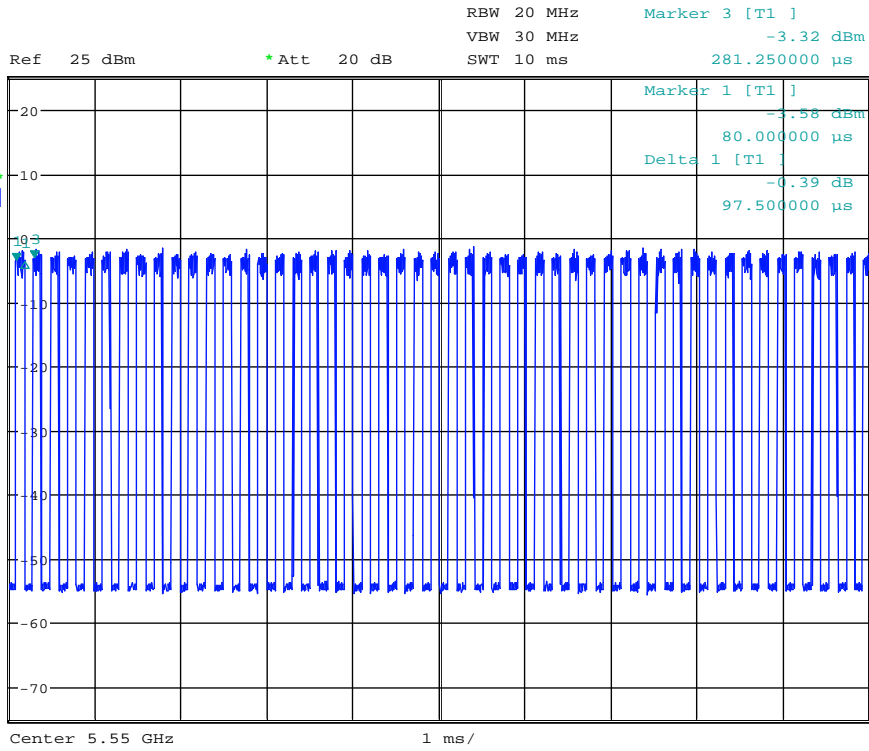
Ref 25 dBm *Att 20 dB



Center 5.51 GHz 1 ms/

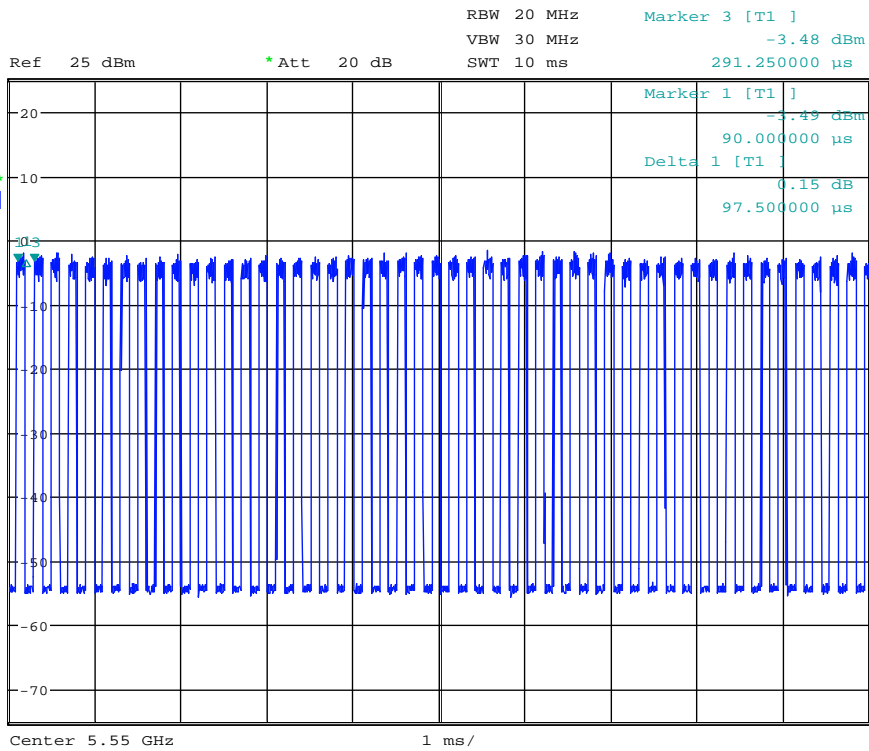
Date: 3.JAN.2018 14:55:06

Duty Cycle_11N40SISO_5550_Ant1



Date: 28.DEC.2017 22:00:26

Duty Cycle_11N40SISO_5550_Ant2



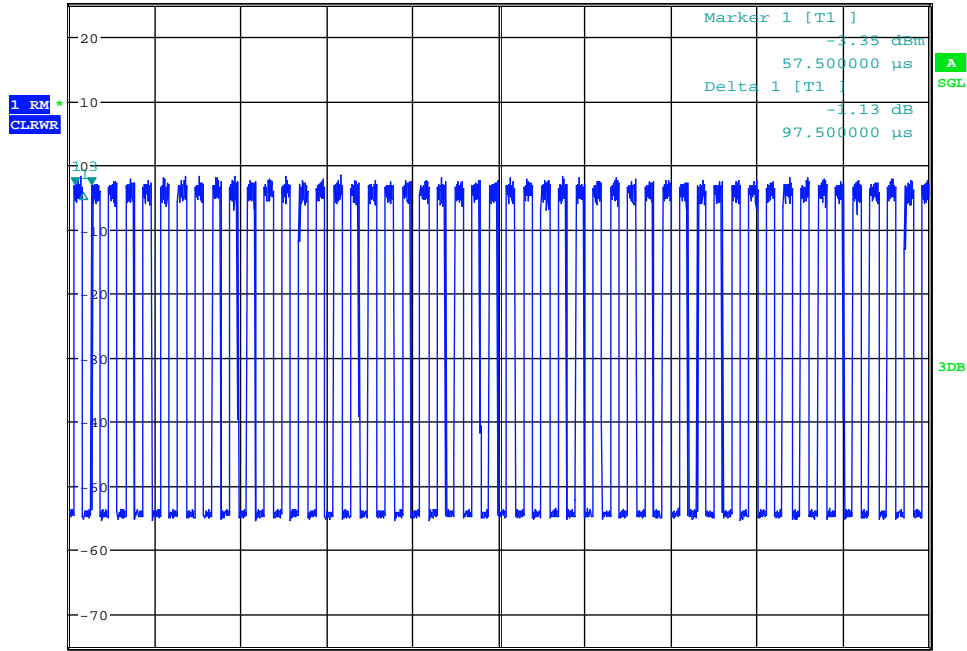
Date: 3.JAN.2018 15:01:02

Duty Cycle_11N40SISO_5670_Ant1



RBW 20 MHz Marker 3 [T1] -3.35 dBm
VBW 30 MHz
SWT 10 ms 258.750000 μ s

Ref 25 dBm *Att 20 dB



Center 5.67 GHz 1 ms/

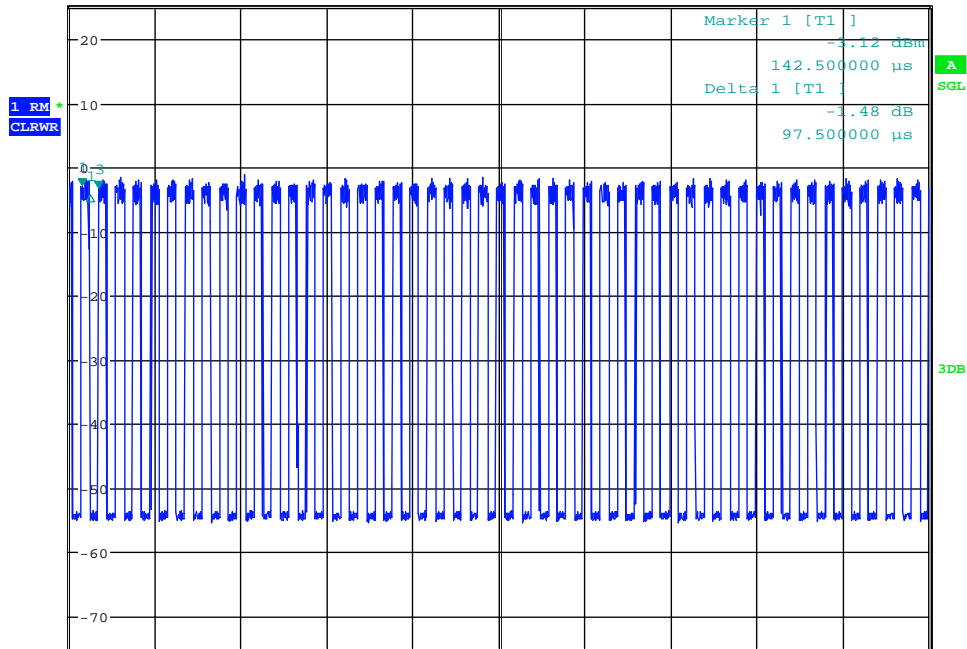
Date: 28.DEC.2017 22:06:04

Duty Cycle_11N40SISO_5670_Ant2



RBW 20 MHz Marker 3 [T1] -3.38 dBm
VBW 30 MHz
SWT 10 ms 343.750000 μ s

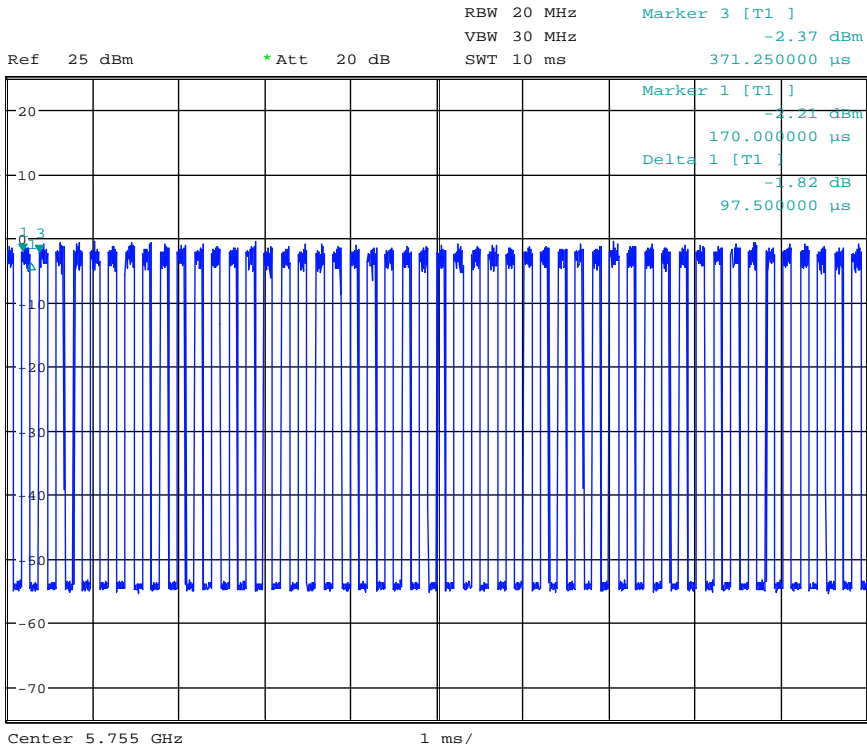
Ref 25 dBm *Att 20 dB



Center 5.67 GHz 1 ms/

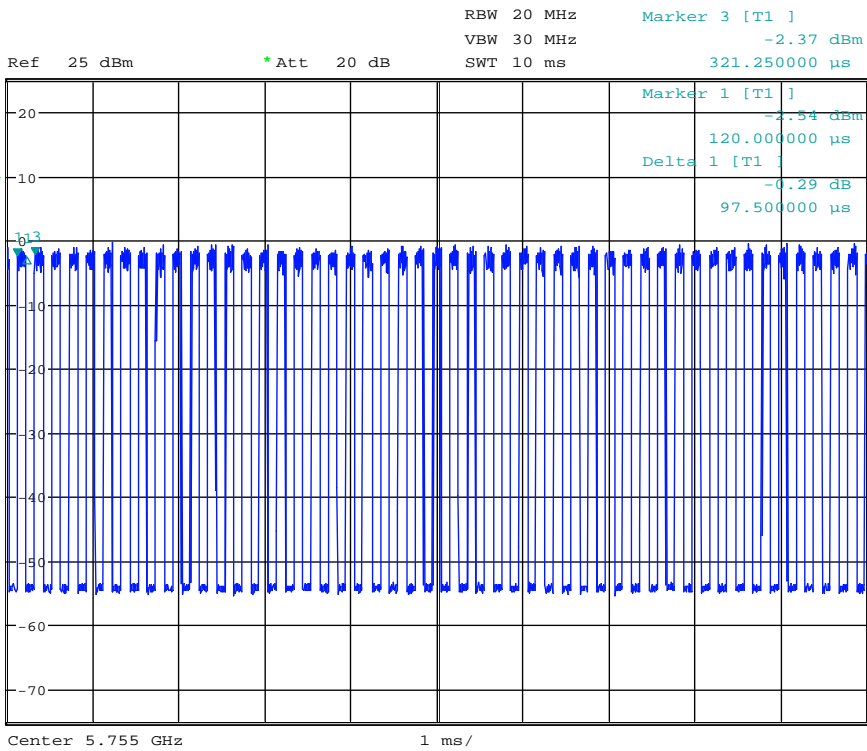
Date: 3.JAN.2018 15:05:09

Duty Cycle_11N40SISO_5755_Ant1



Date: 28.DEC.2017 22:10:43

Duty Cycle_11N40SISO_5755_Ant2



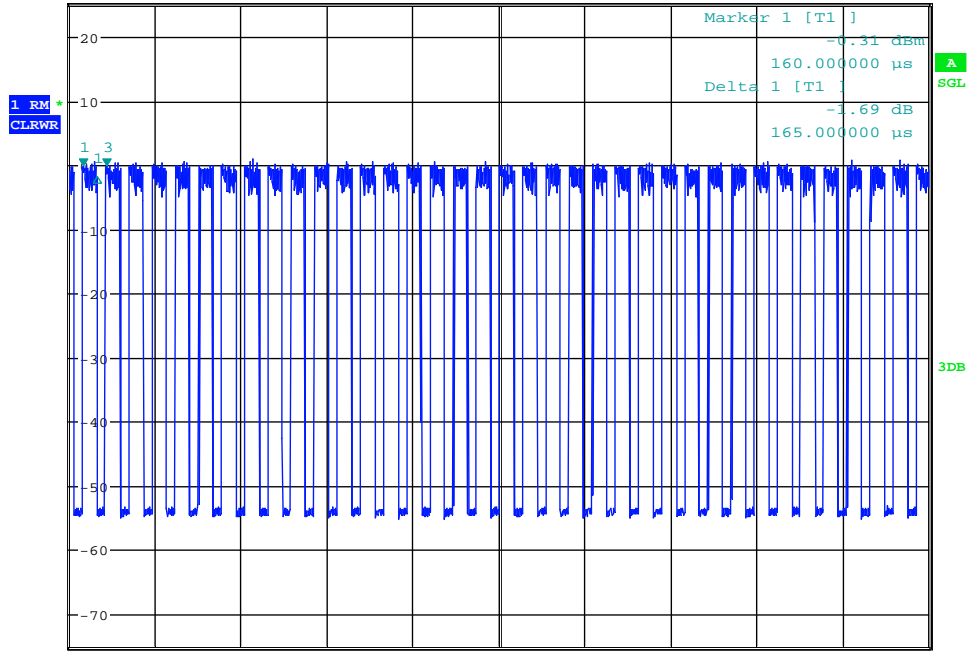
Date: 3.JAN.2018 15:10:30

Duty Cycle_11N40SISO_5795_Ant1



RBW 20 MHz Marker 3 [T1] -0.29 dBm
VBW 30 MHz
SWT 10 ms 428.750000 μ s

Ref 25 dBm *Att 20 dB



Center 5.18 GHz 1 ms/

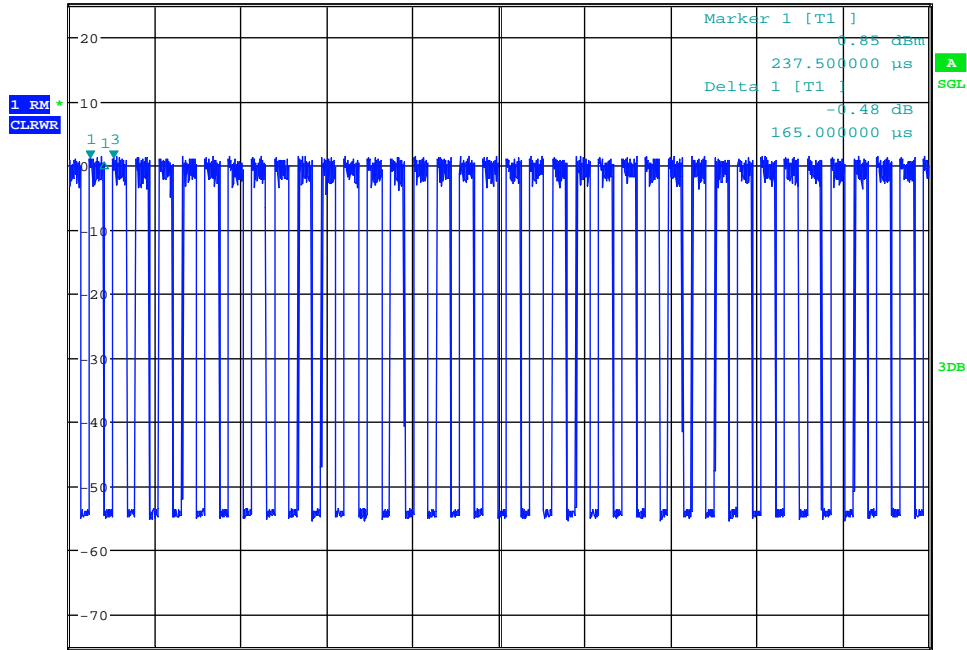
Date: 29.DEC.2017 19:54:47

Duty Cycle_11AC20SISO_5180_Ant2



RBW 20 MHz Marker 3 [T1] 1.01 dBm
VBW 30 MHz
SWT 10 ms 506.250000 μ s

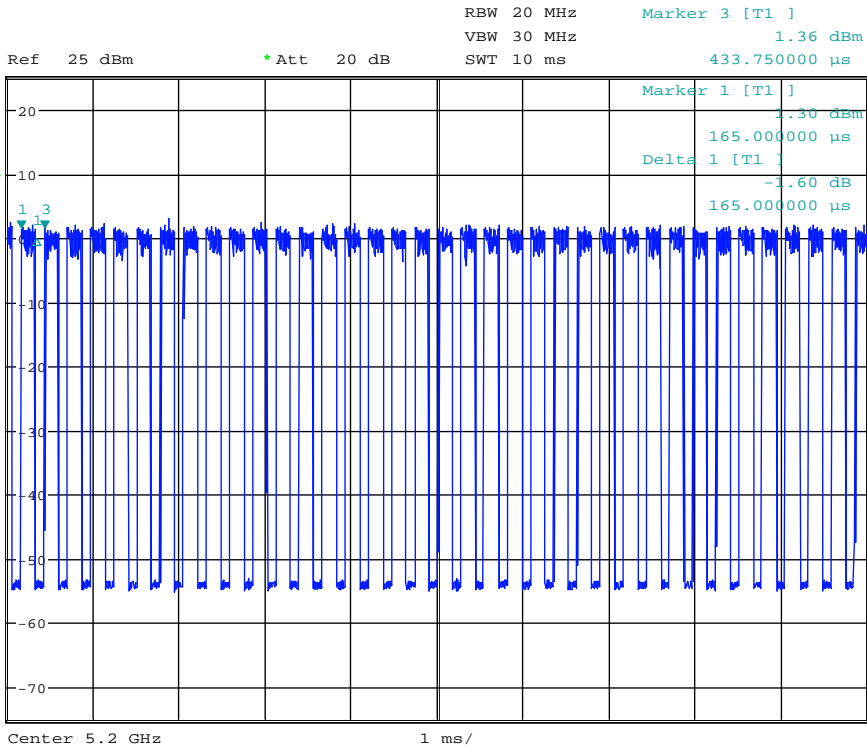
Ref 25 dBm *Att 20 dB



Center 5.18 GHz 1 ms/

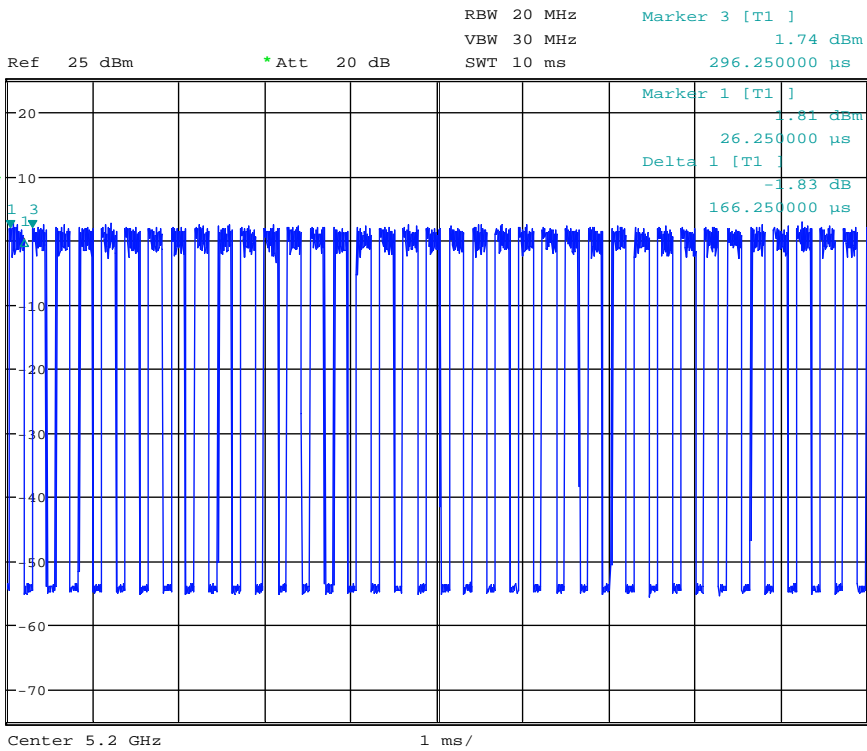
Date: 3.JAN.2018 15:20:19

Duty Cycle_11AC20SISO_5200_Ant1



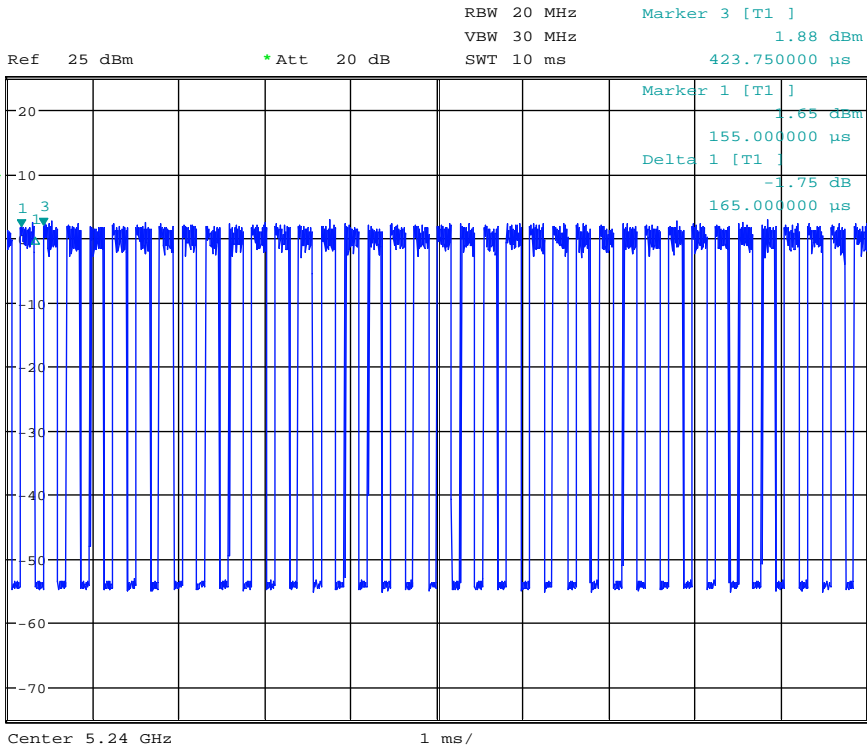
Date: 29.DEC.2017 19:58:01

Duty Cycle_11AC20SISO_5200_Ant2



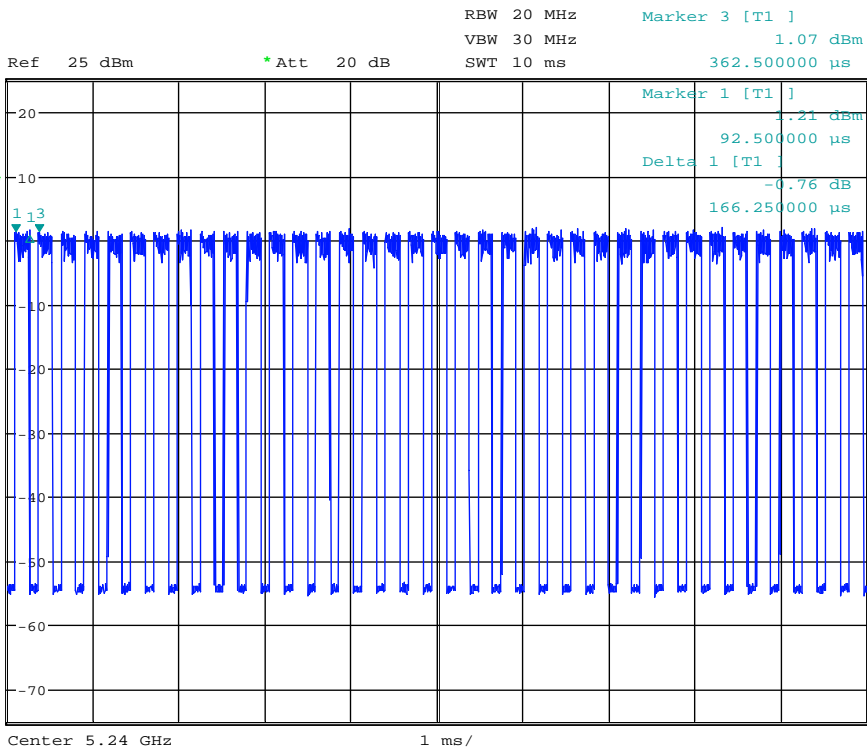
Date: 3.JAN.2018 15:25:29

Duty Cycle_11AC20SISO_5240_Ant1



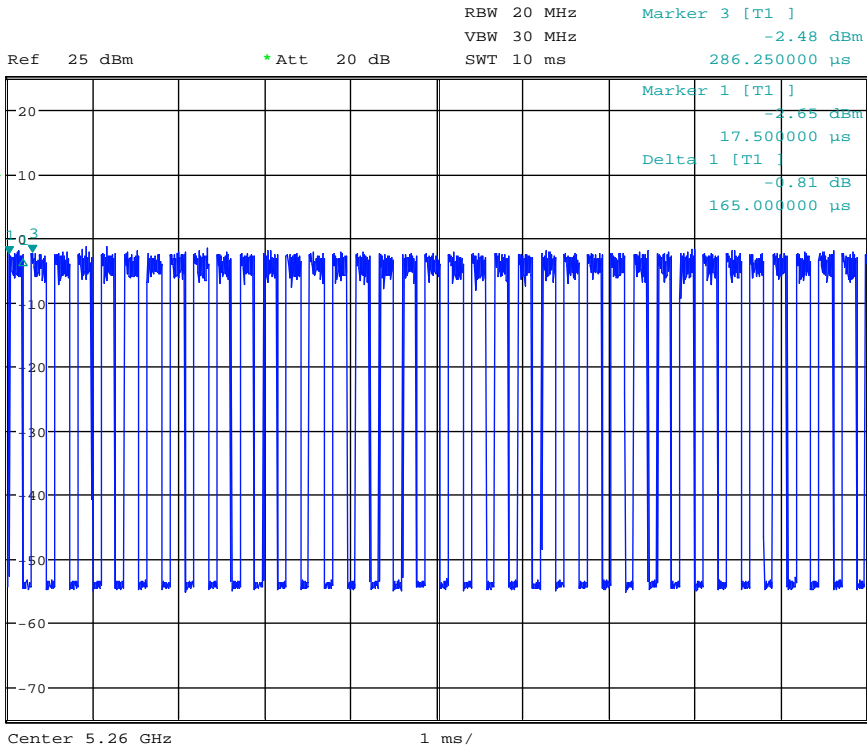
Date: 29.DEC.2017 20:03:22

Duty Cycle_11AC20SISO_5240_Ant2



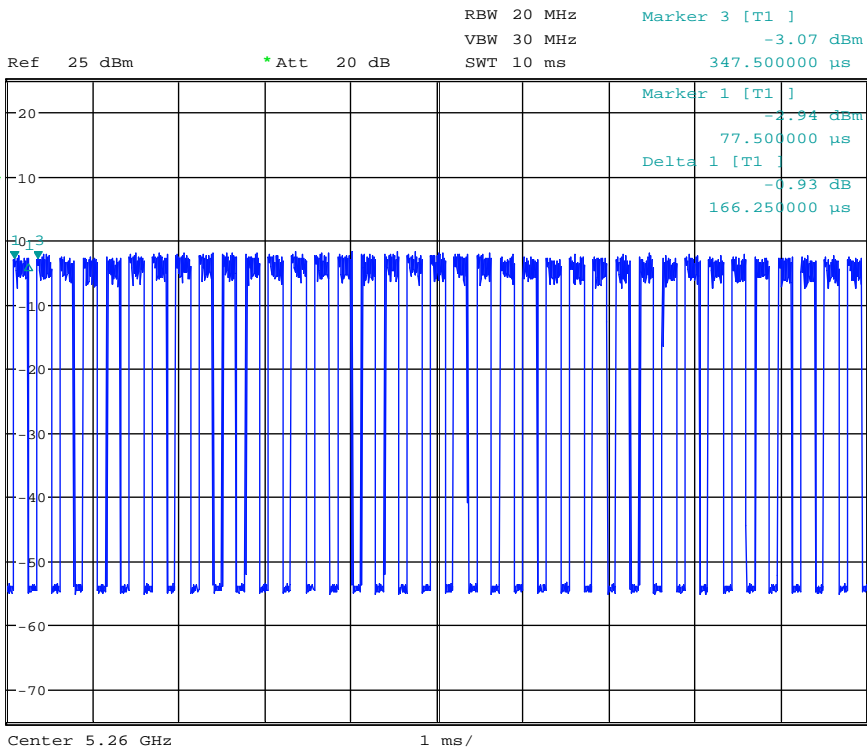
Date: 3.JAN.2018 15:30:21

Duty Cycle_11AC20SISO_5260_Ant1



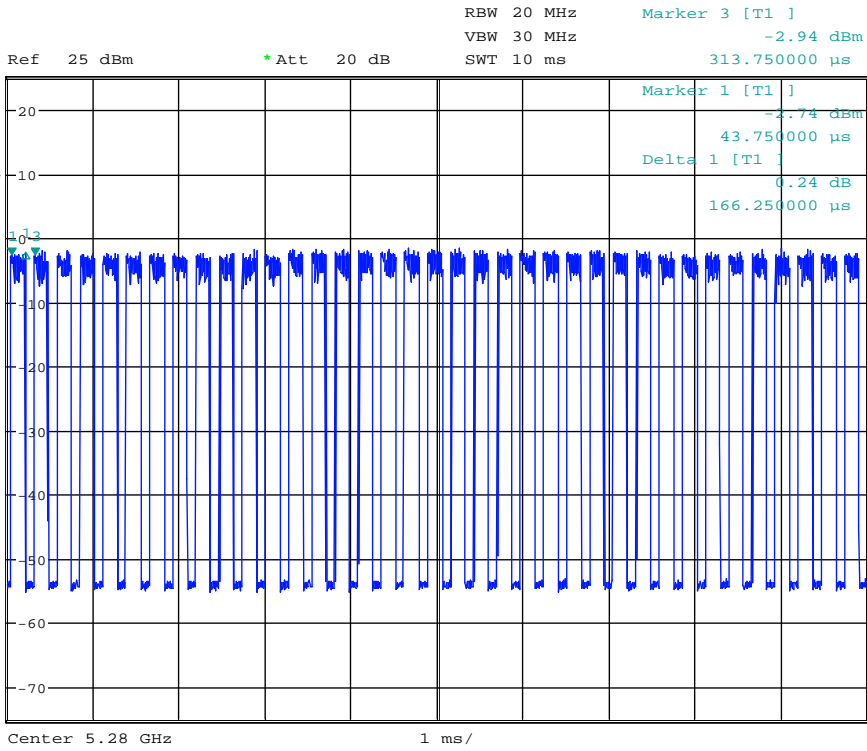
Date: 29.DEC.2017 20:08:37

Duty Cycle_11AC20SISO_5260_Ant2



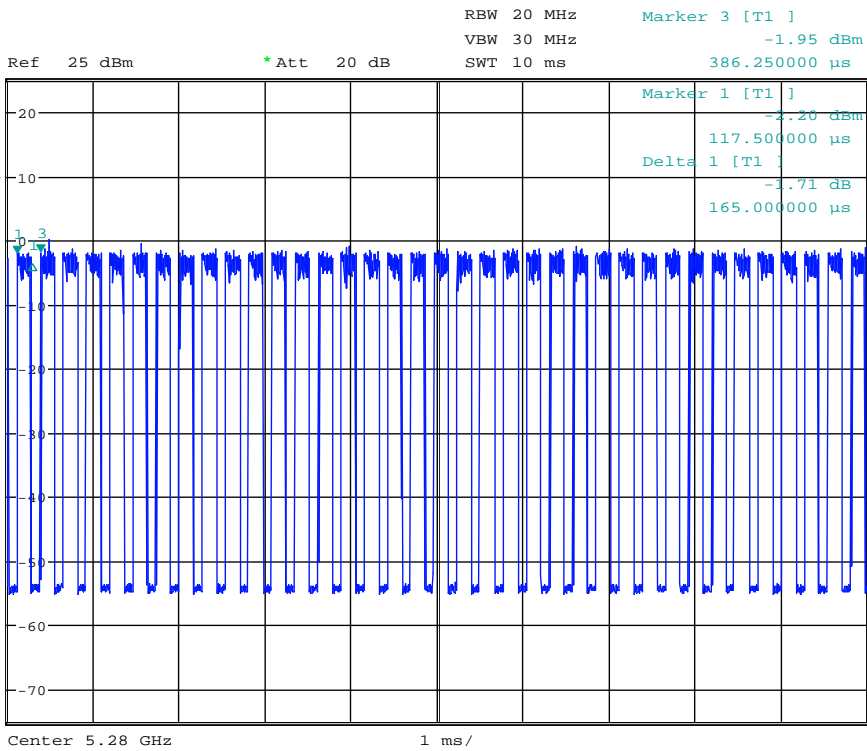
Date: 3.JAN.2018 15:36:13

Duty Cycle_11AC20SISO_5280_Ant1



Date: 29.DEC.2017 20:14:25

Duty Cycle_11AC20SISO_5280_Ant2



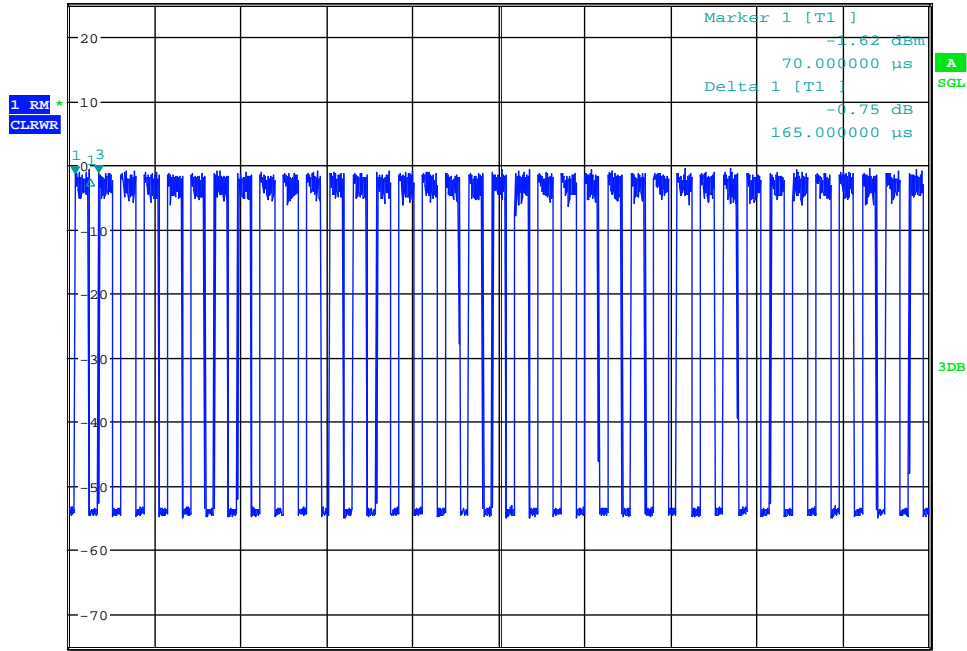
Date: 3.JAN.2018 15:41:33

Duty Cycle_11AC20SISO_5320_Ant1



RBW 20 MHz Marker 3 [T1]
VBW 30 MHz -1.37 dBm
SWT 10 ms 338.750000 μ s

Ref 25 dBm *Att 20 dB



Center 5.32 GHz 1 ms/

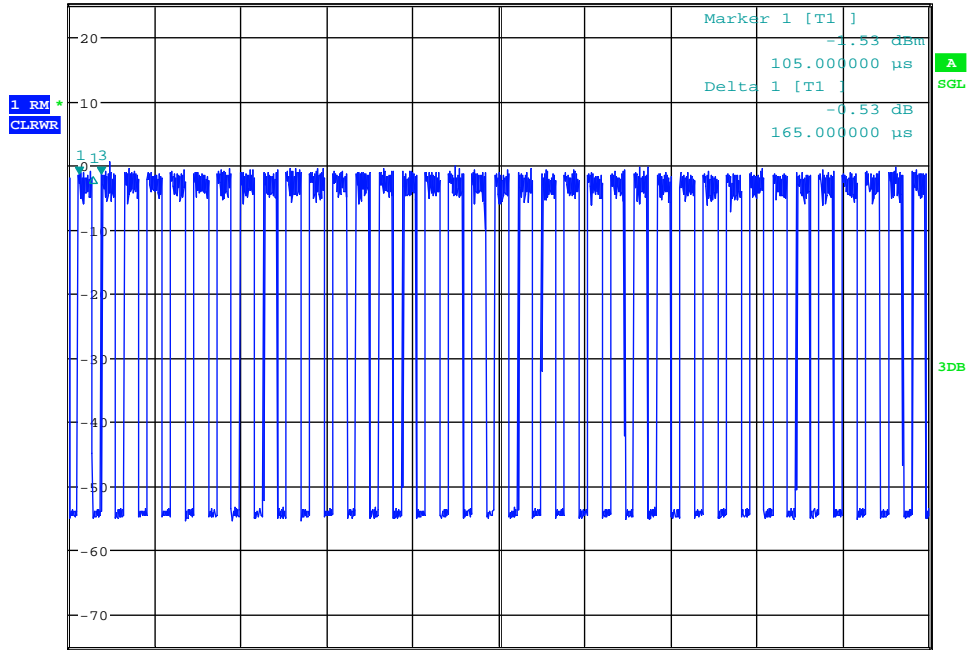
Date: 29.DEC.2017 20:19:37

Duty Cycle_11AC20SISO_5320_Ant2



RBW 20 MHz Marker 3 [T1]
VBW 30 MHz -1.57 dBm
SWT 10 ms 373.750000 μ s

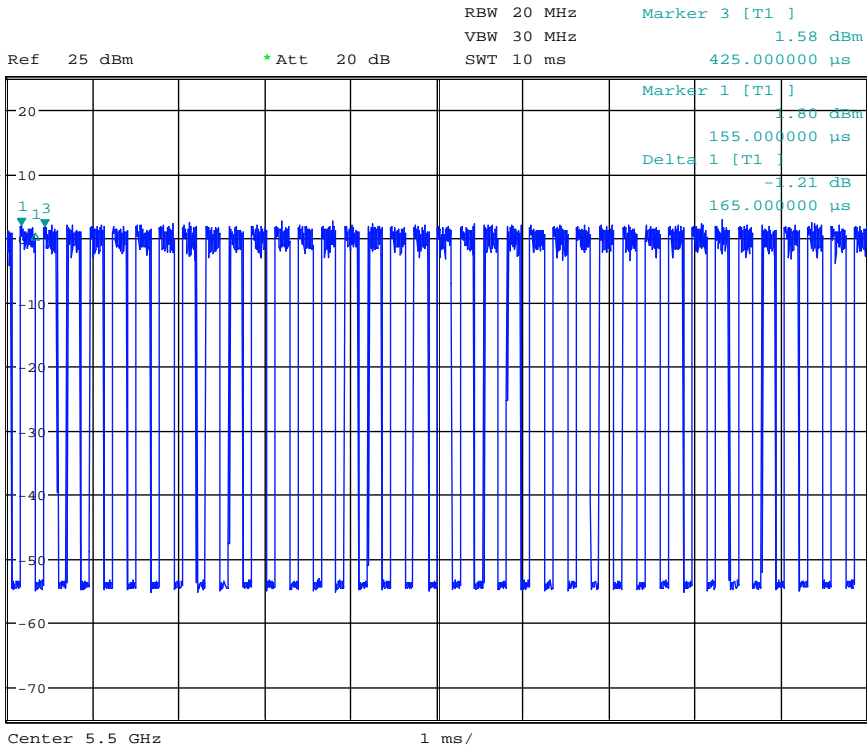
Ref 25 dBm *Att 20 dB



Center 5.32 GHz 1 ms/

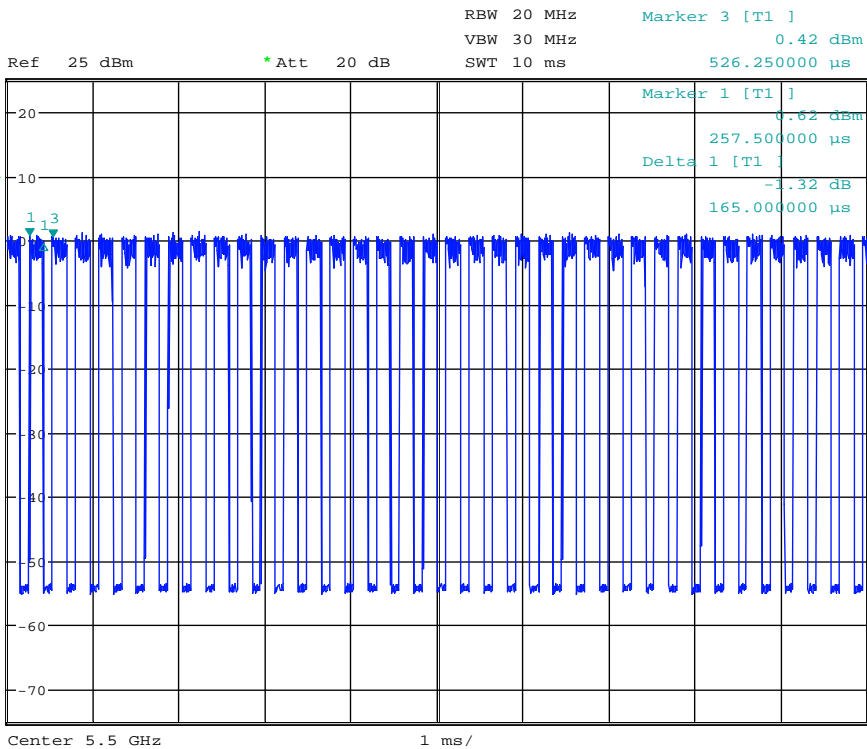
Date: 3.JAN.2018 15:48:59

Duty Cycle_11AC20SISO_5500_Ant1



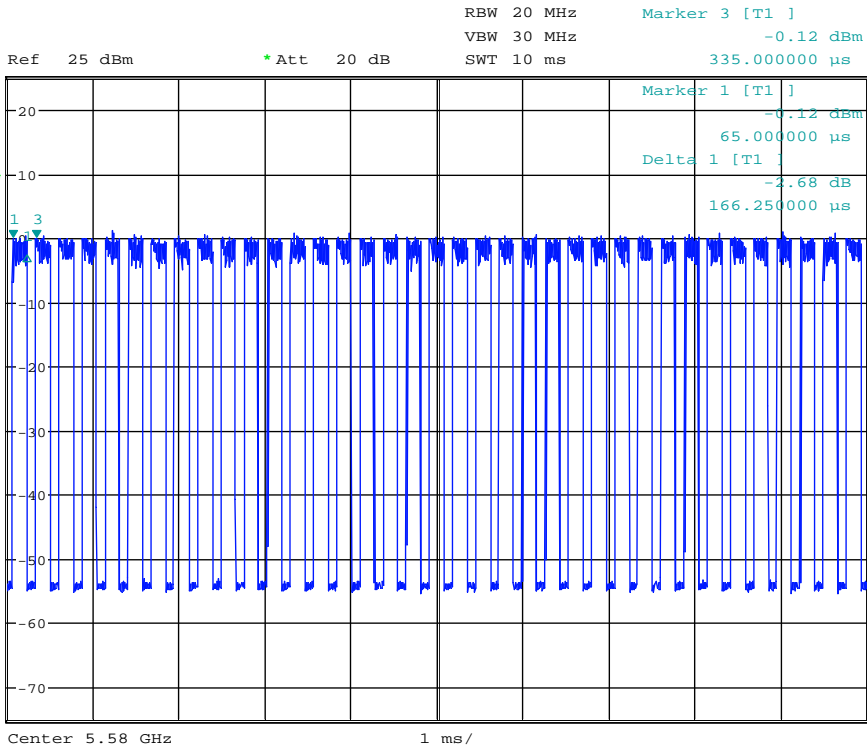
Date: 29.DEC.2017 20:25:16

Duty Cycle_11AC20SISO_5500_Ant2



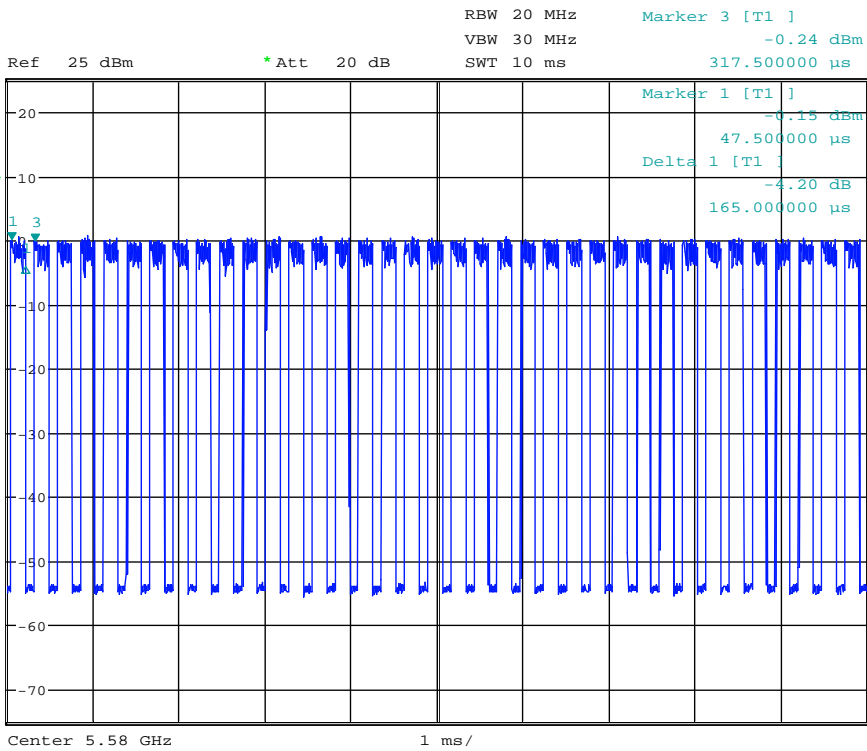
Date: 3.JAN.2018 16:03:06

Duty Cycle_11AC20SISO_5580_Ant1



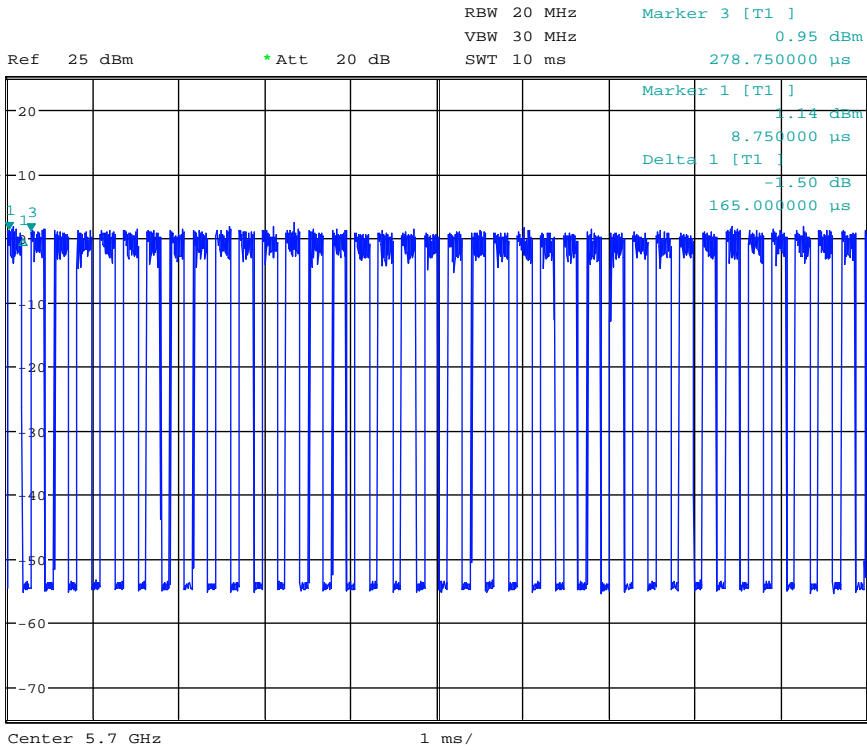
Date: 29.DEC.2017 20:32:55

Duty Cycle_11AC20SISO_5580_Ant2



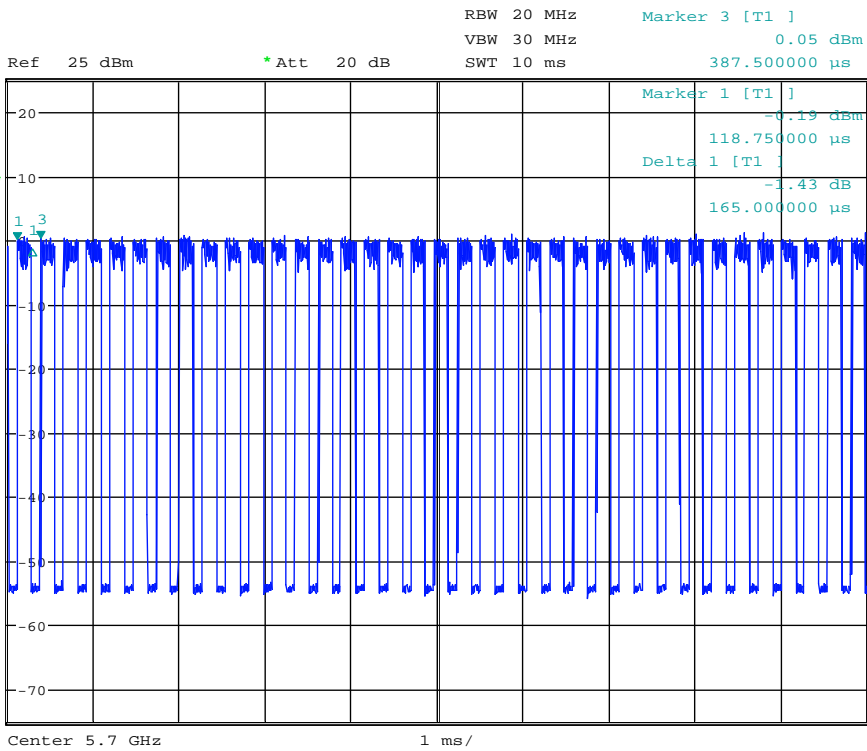
Date: 3.JAN.2018 16:08:08

Duty Cycle_11AC20SISO_5700_Ant1



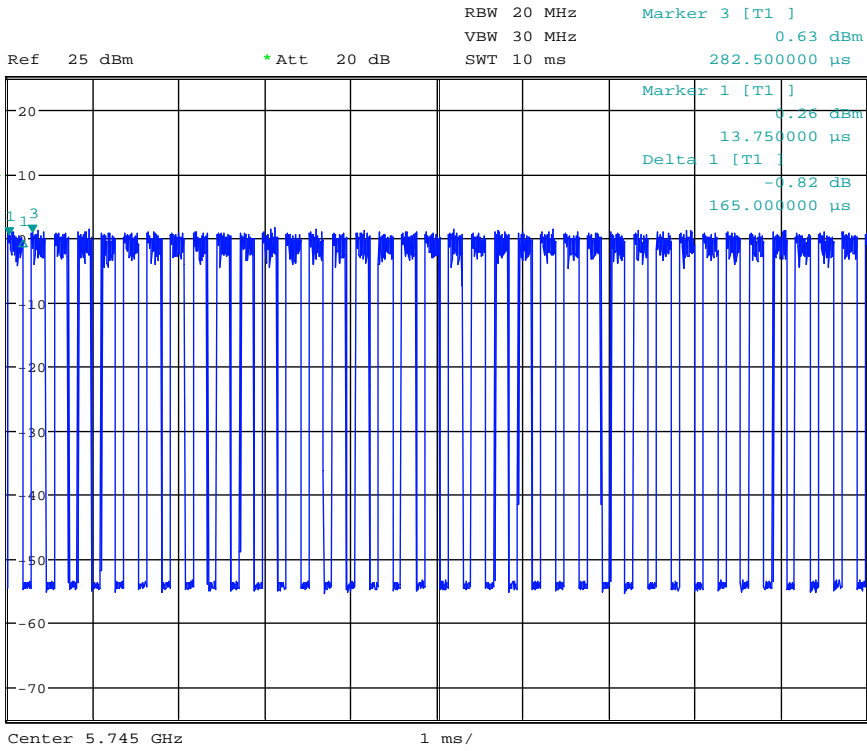
Date: 29.DEC.2017 20:38:53

Duty Cycle_11AC20SISO_5700_Ant2



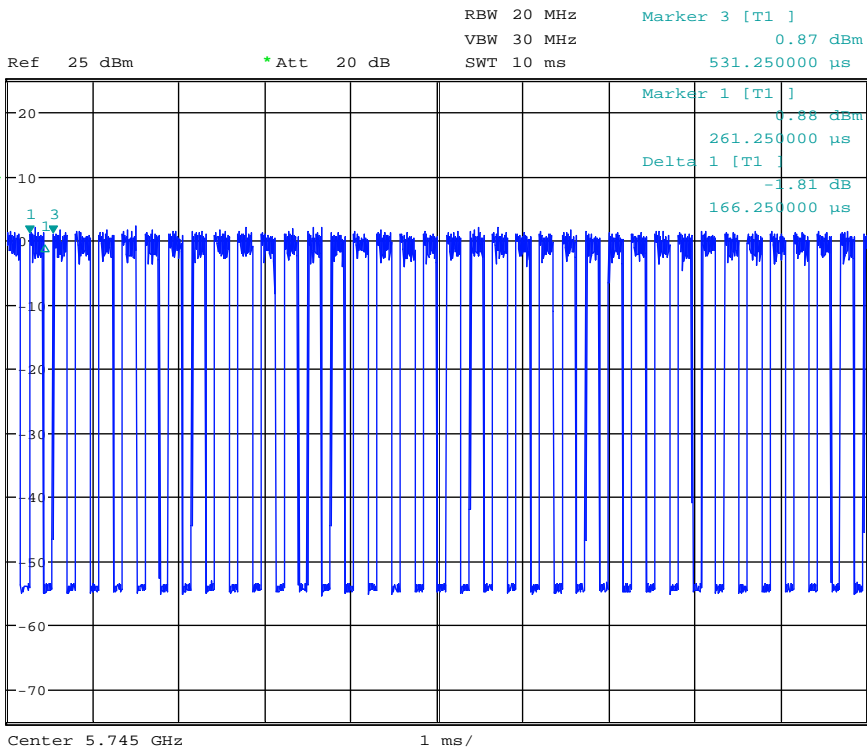
Date: 3.JAN.2018 16:12:58

Duty Cycle_11AC20SISO_5745_Ant1



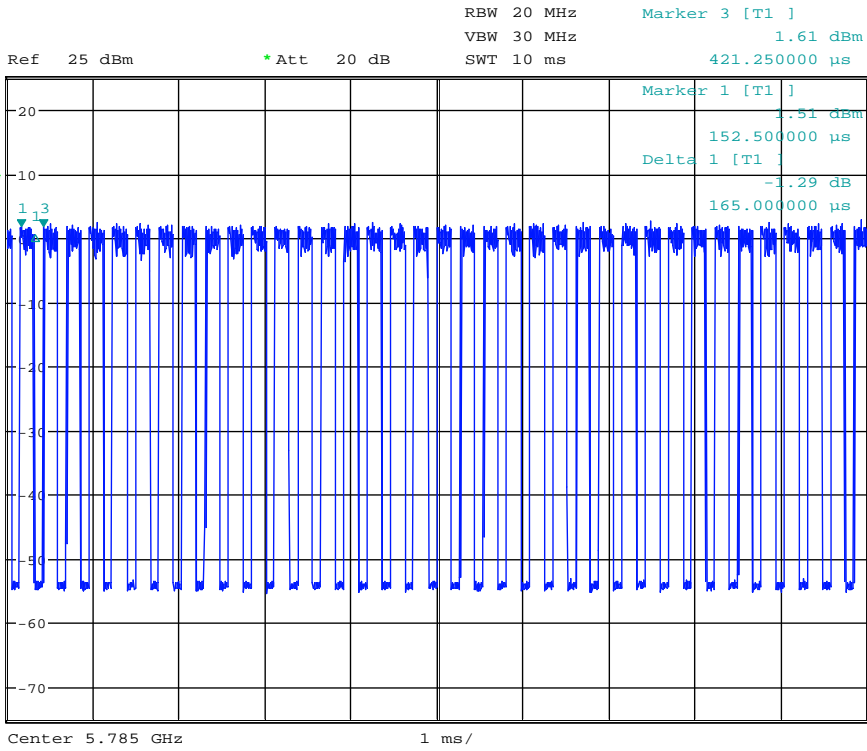
Date: 29.DEC.2017 20:44:52

Duty Cycle_11AC20SISO_5745_Ant2



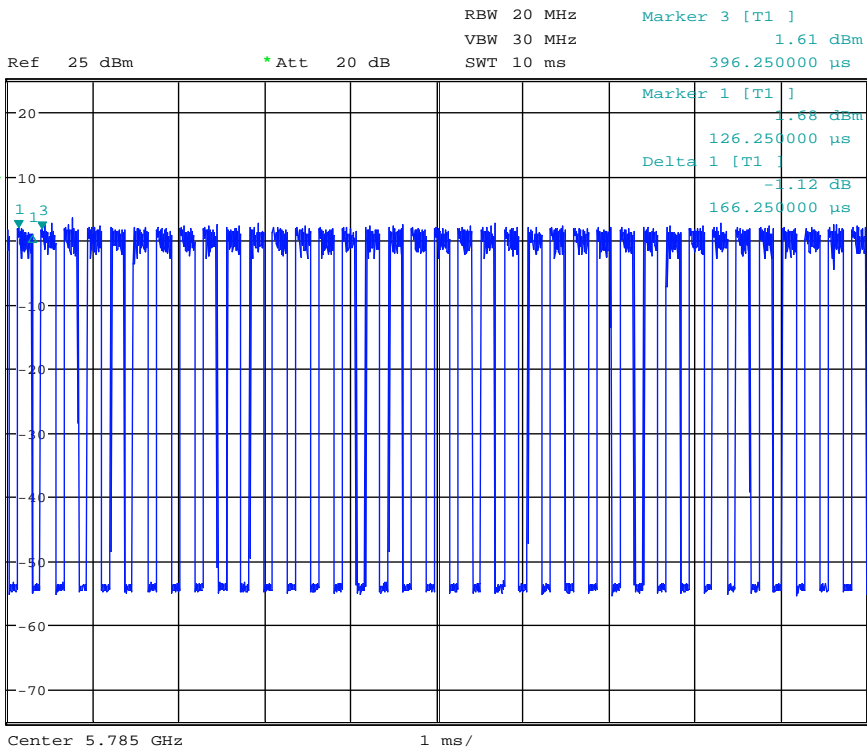
Date: 3.JAN.2018 16:25:15

Duty Cycle_11AC20SISO_5785_Ant1



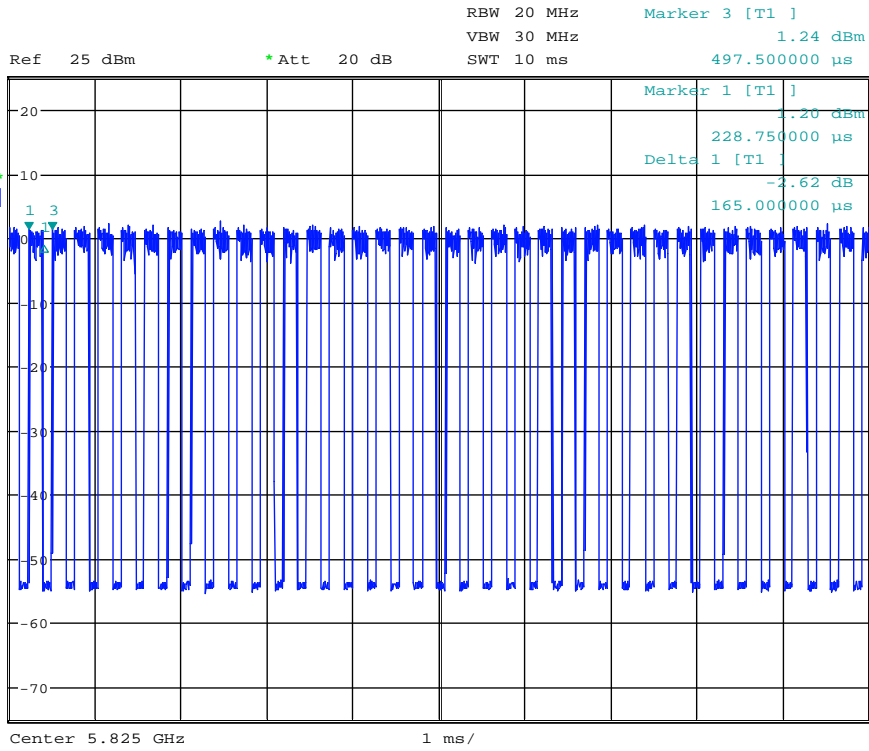
Date: 29.DEC.2017 20:49:27

Duty Cycle_11AC20SISO_5785_Ant2



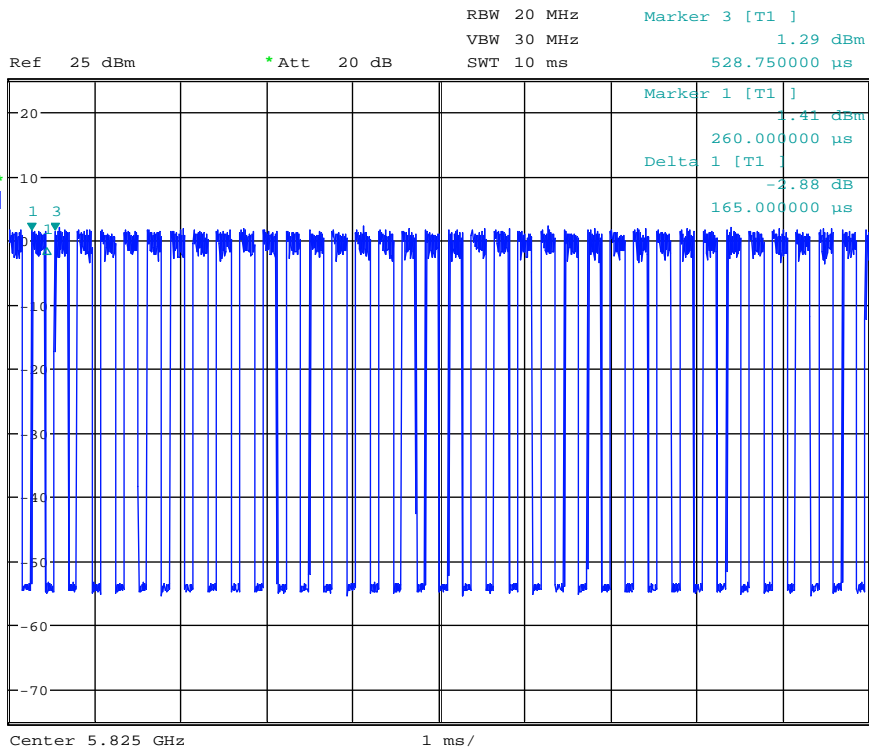
Date: 3.JAN.2018 16:30:56

Duty Cycle_11AC20SISO_5825_Ant1



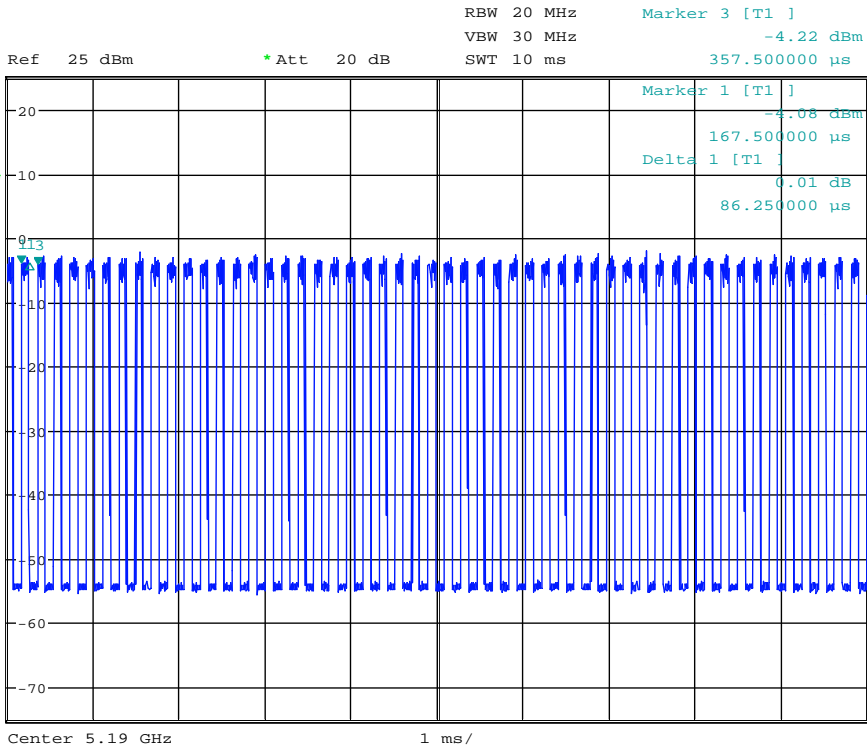
Date: 29.DEC.2017 20:53:26

Duty Cycle_11AC20SISO_5825_Ant2



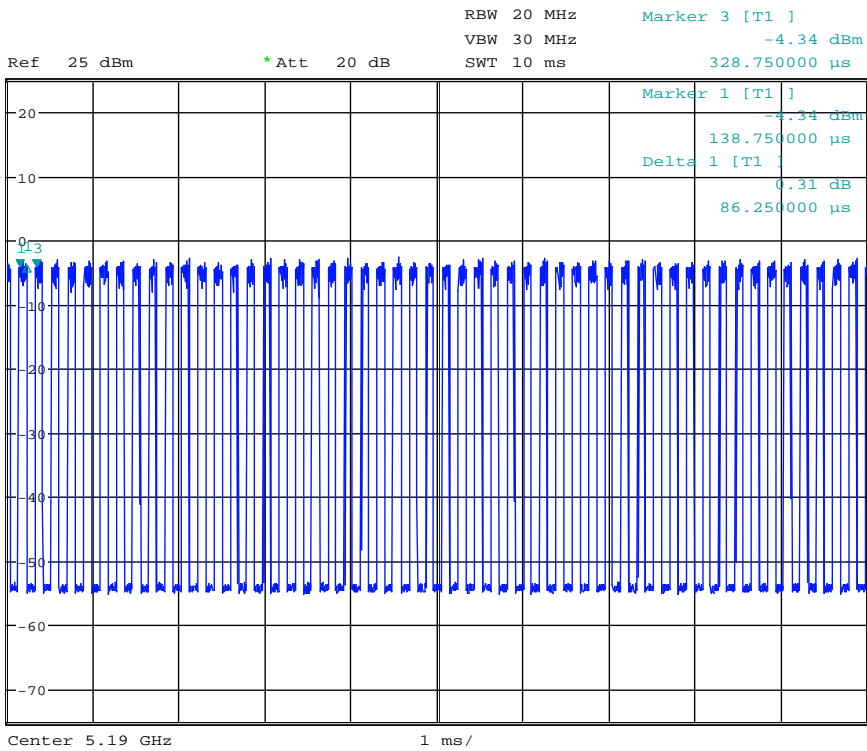
Date: 3.JAN.2018 16:35:11

Duty Cycle_11AC40SISO_5190_Ant1



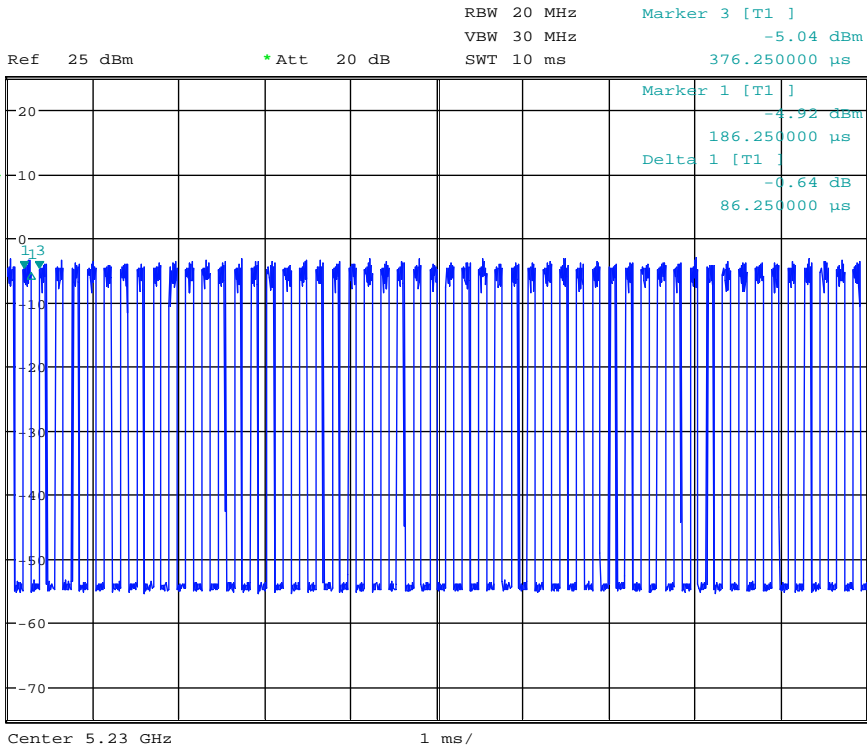
Date: 2.JAN.2018 13:39:05

Duty Cycle_11AC40SISO_5190_Ant2



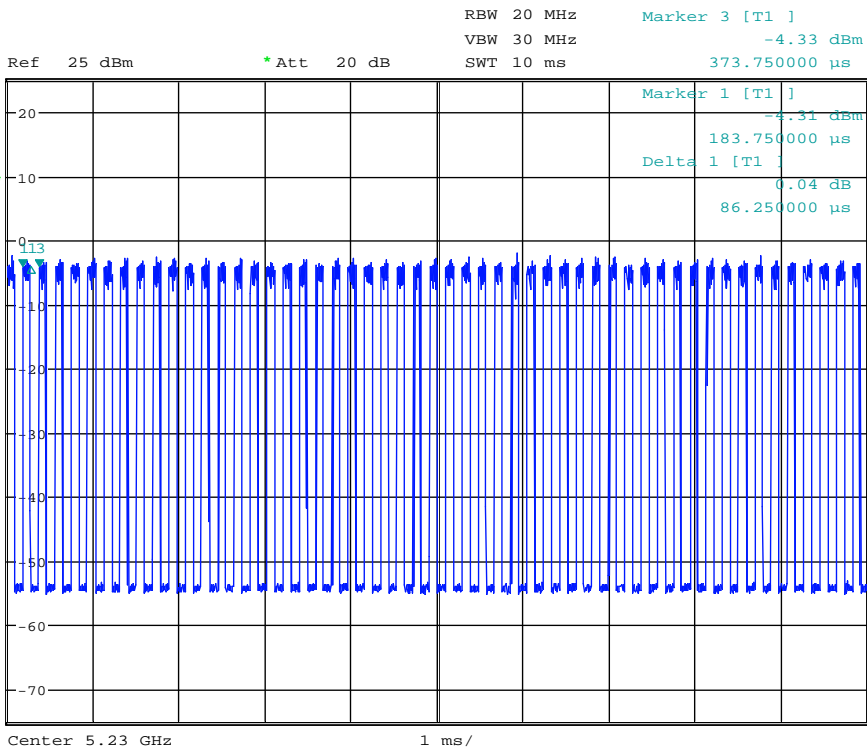
Date: 3.JAN.2018 16:39:23

Duty Cycle_11AC40SISO_5230_Ant1



Date: 2.JAN.2018 13:44:40

Duty Cycle_11AC40SISO_5230_Ant2

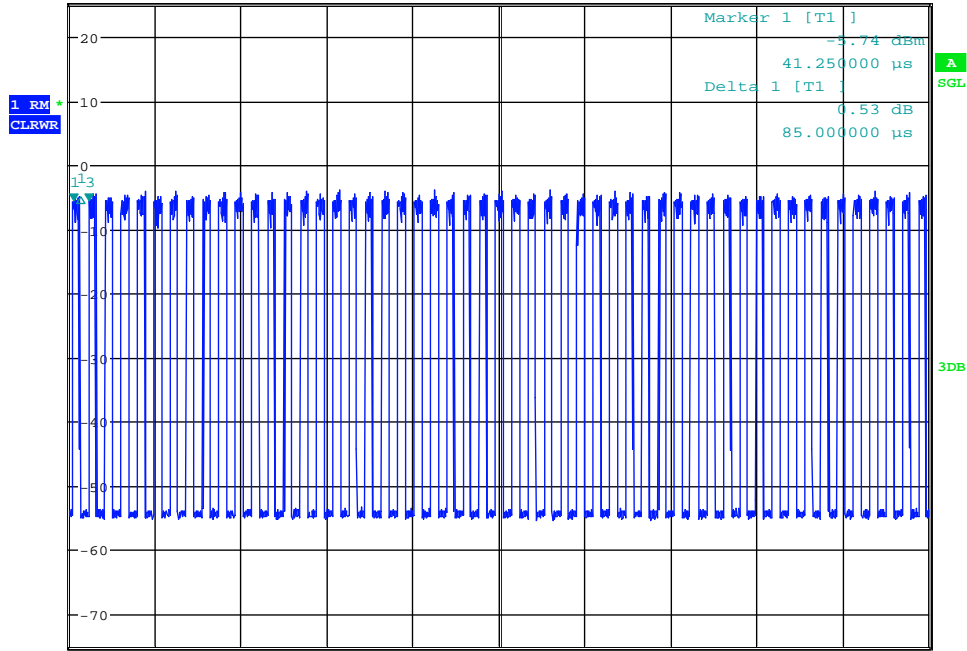


Date: 3.JAN.2018 16:43:56

Duty Cycle_11AC40SISO_5270_Ant1



RBW 20 MHz Marker 3 [T1] -5.79 dBm
VBW 30 MHz
SWT 10 ms 230.000000 μ s
Ref 25 dBm *Att 20 dB



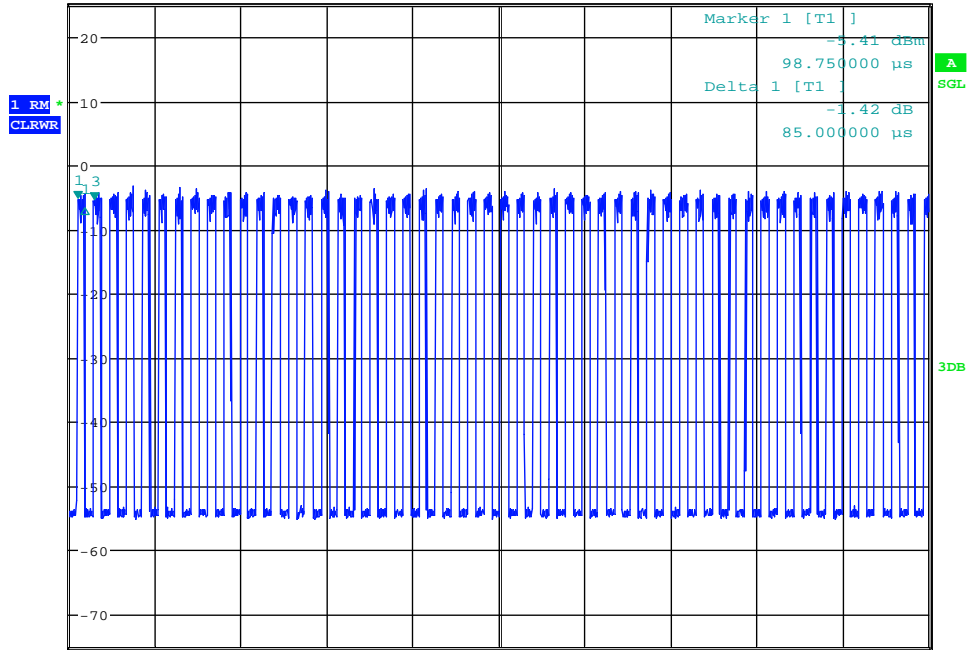
Center 5.27 GHz 1 ms/

Date: 2.JAN.2018 13:49:15

Duty Cycle_11AC40SISO_5270_Ant2



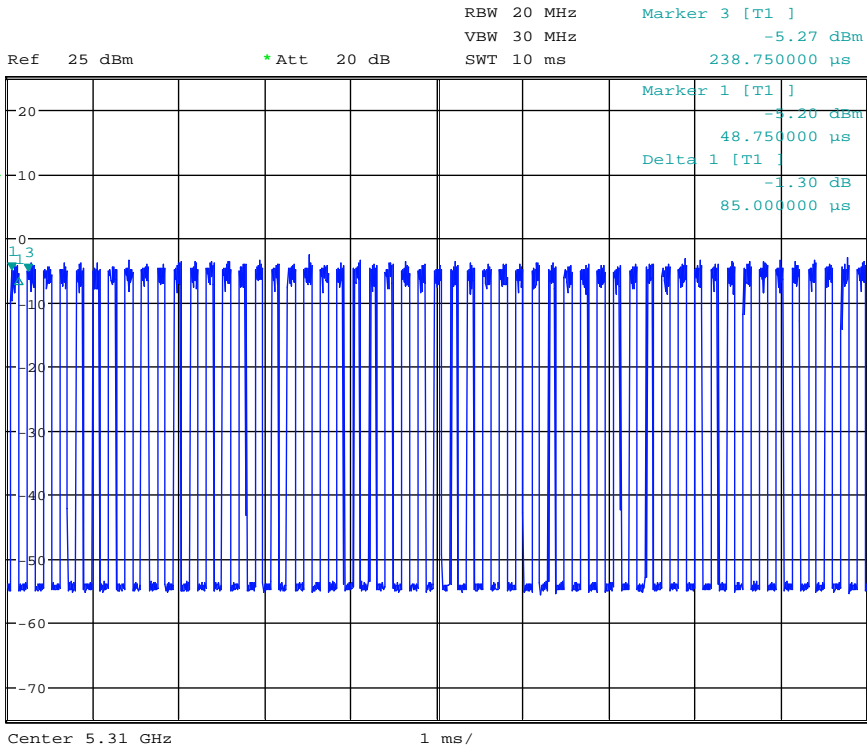
RBW 20 MHz Marker 3 [T1] -5.56 dBm
VBW 30 MHz
SWT 10 ms 287.500000 μ s
Ref 25 dBm *Att 20 dB



Center 5.27 GHz 1 ms/

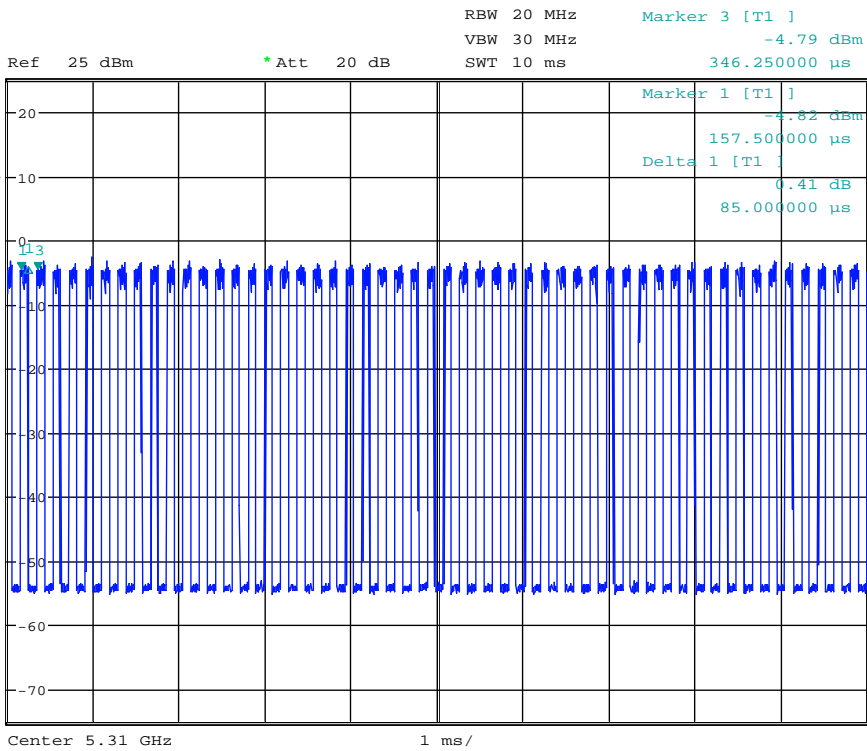
Date: 3.JAN.2018 16:48:51

Duty Cycle_11AC40SISO_5310_Ant1



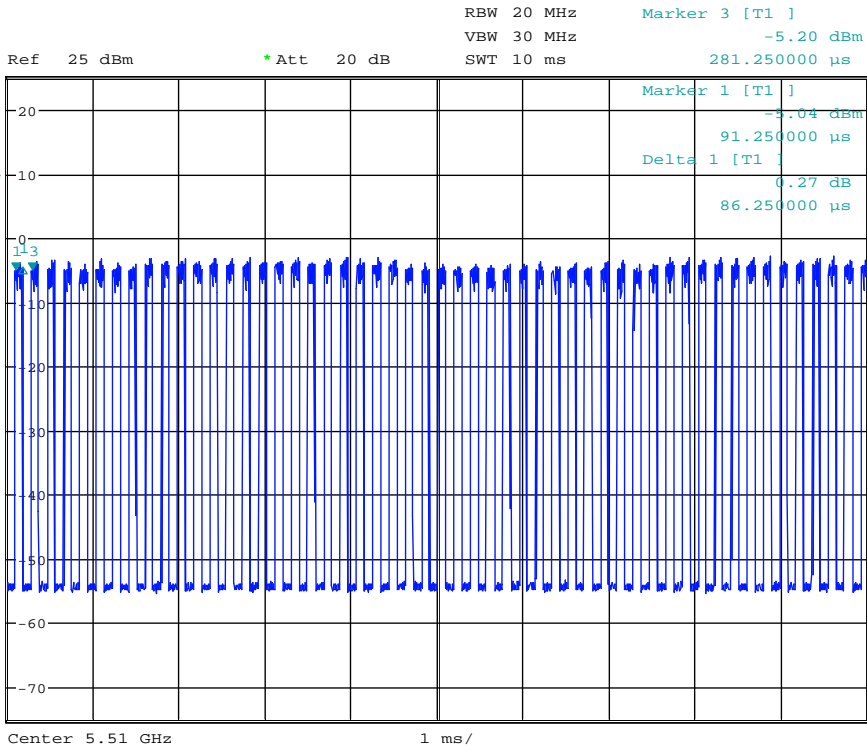
Date: 2.JAN.2018 13:54:19

Duty Cycle_11AC40SISO_5310_Ant2



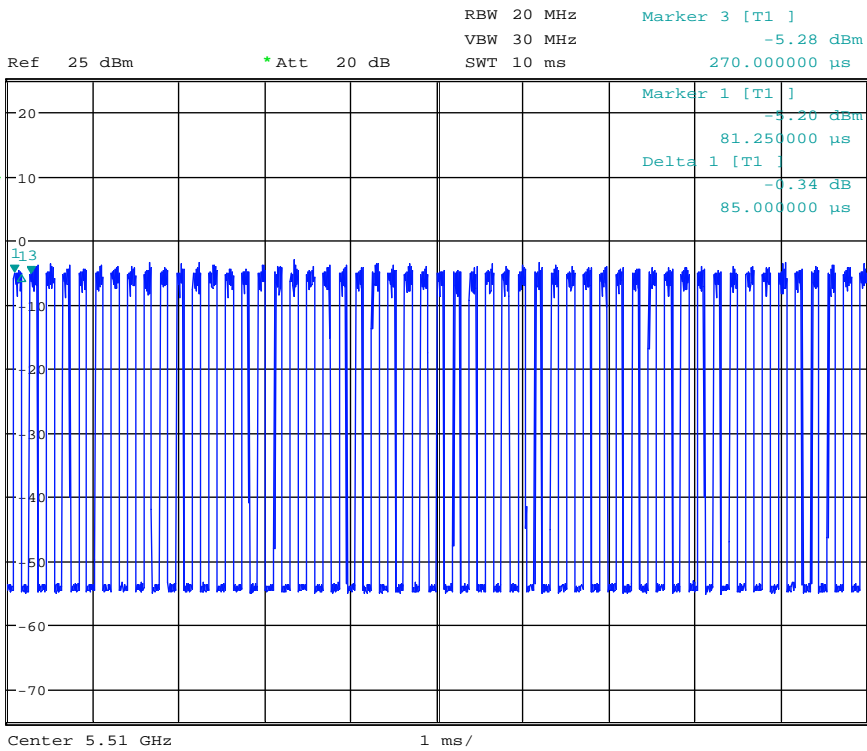
Date: 3.JAN.2018 16:53:56

Duty Cycle_11AC40SISO_5510_Ant1



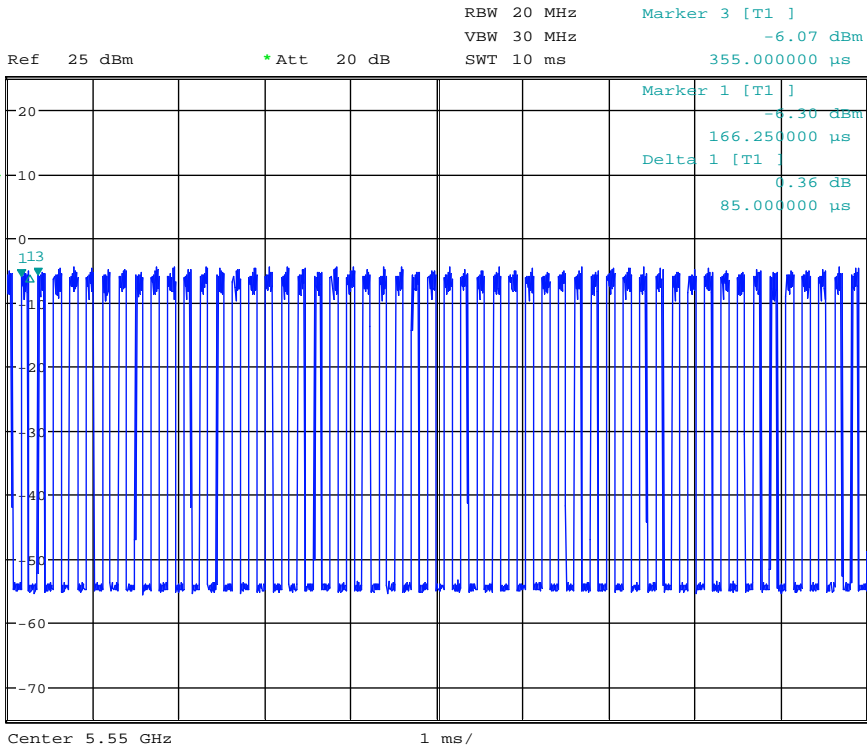
Date: 2.JAN.2018 13:59:19

Duty Cycle_11AC40SISO_5510_Ant2



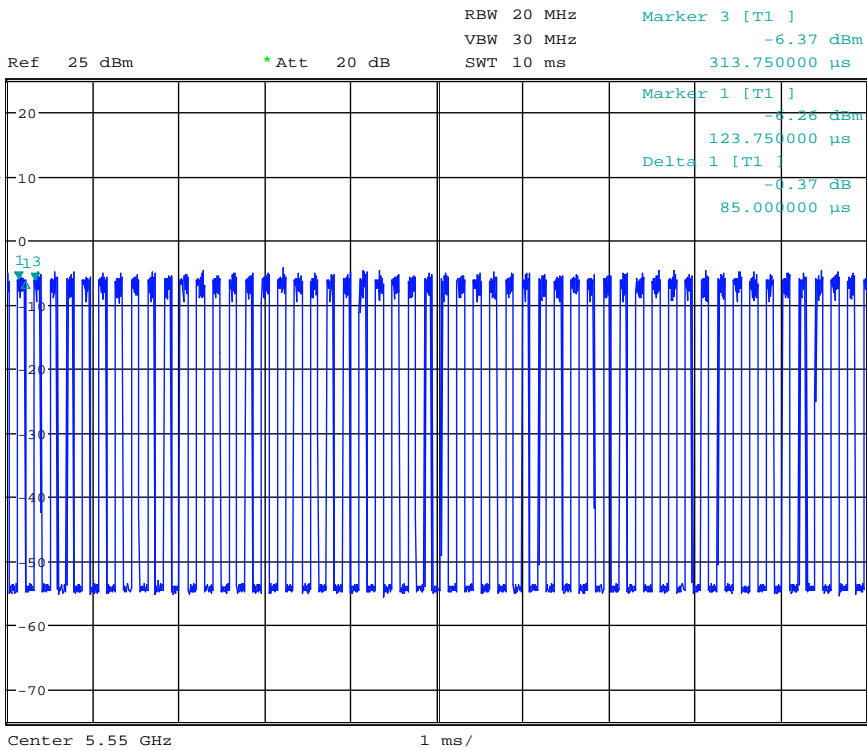
Date: 3.JAN.2018 17:06:20

Duty Cycle_11AC40SISO_5550_Ant1



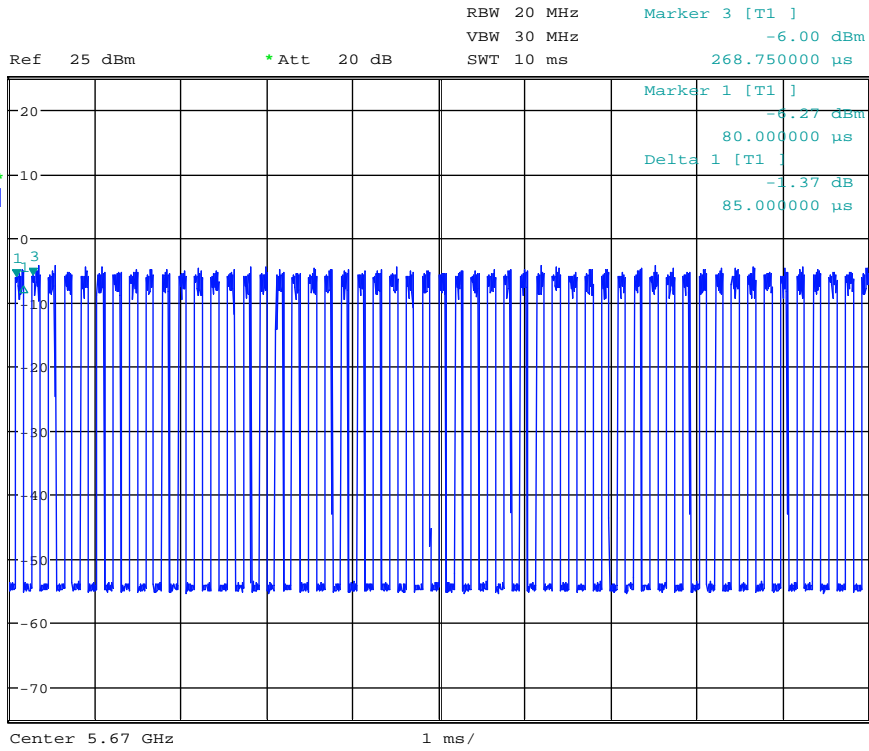
Date: 2.JAN.2018 14:04:01

Duty Cycle_11AC40SISO_5550_Ant2



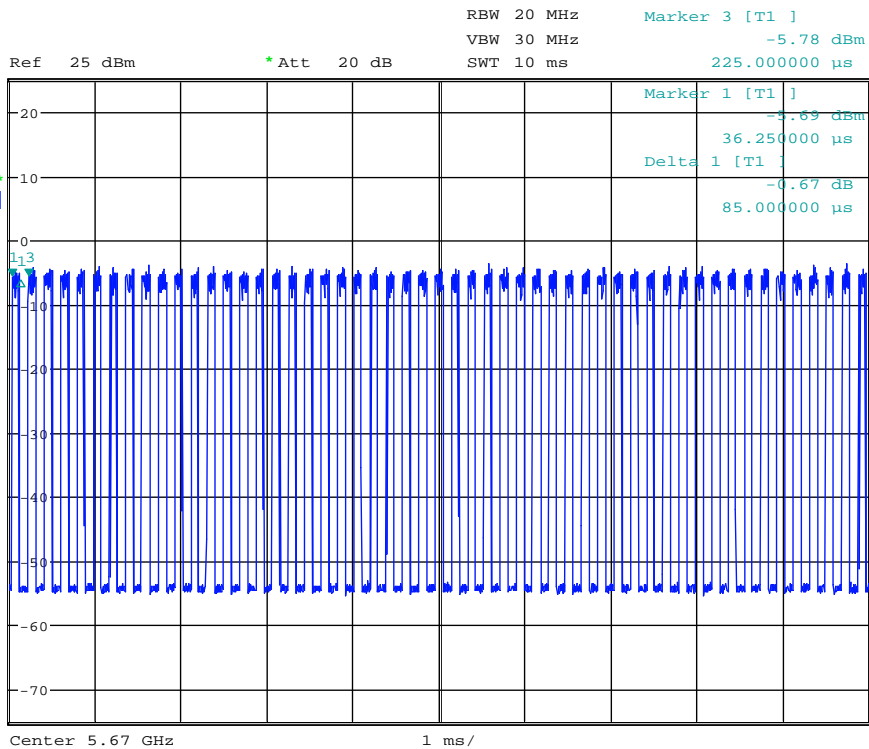
Date: 3.JAN.2018 17:11:01

Duty Cycle_11AC40SISO_5670_Ant1



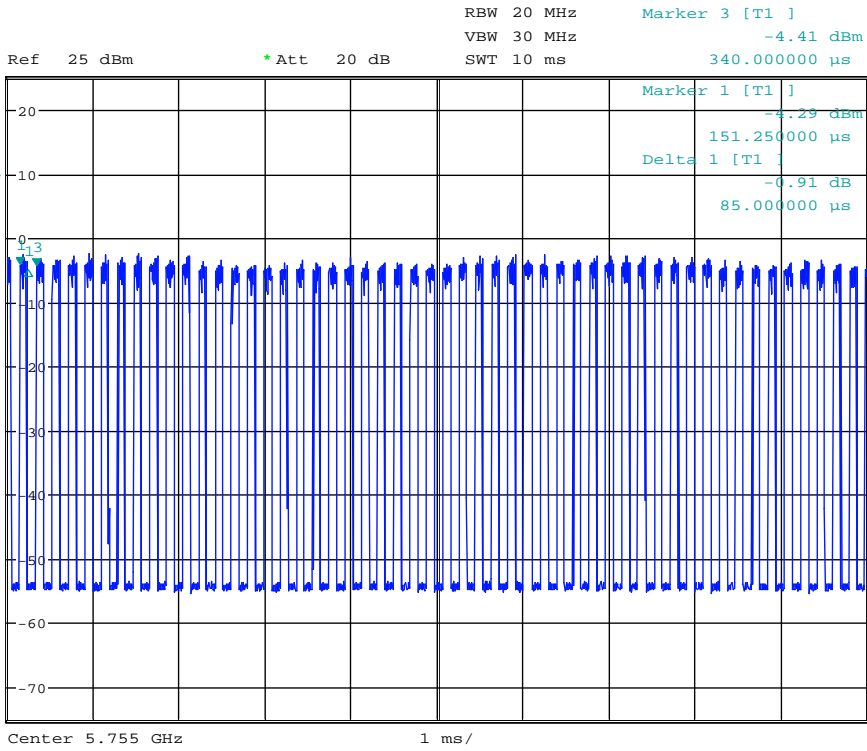
Date: 2.JAN.2018 14:08:27

Duty Cycle_11AC40SISO_5670_Ant2



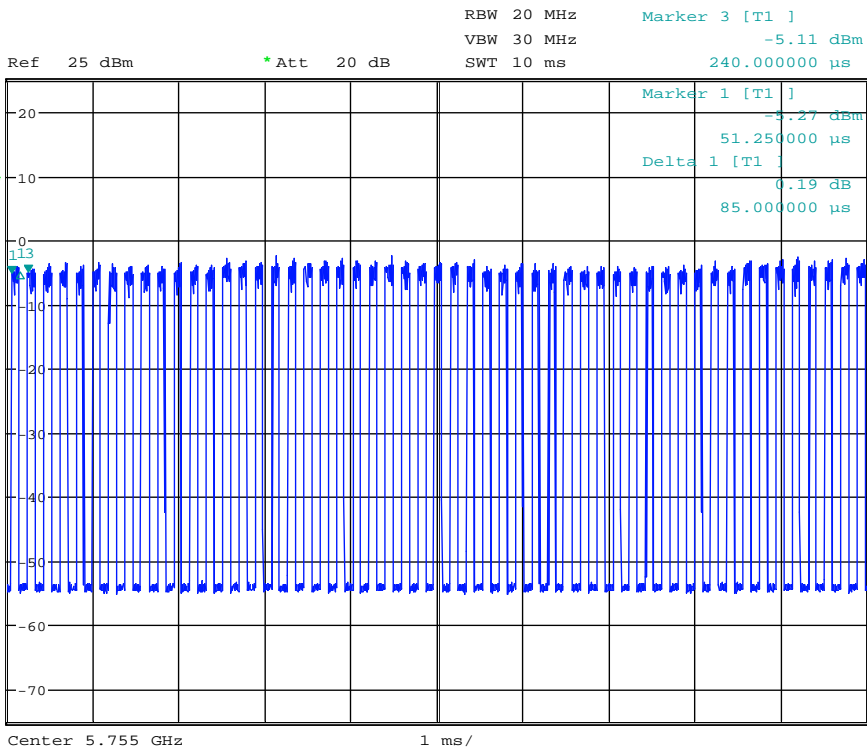
Date: 3.JAN.2018 17:15:29

Duty Cycle_11AC40SISO_5755_Ant1



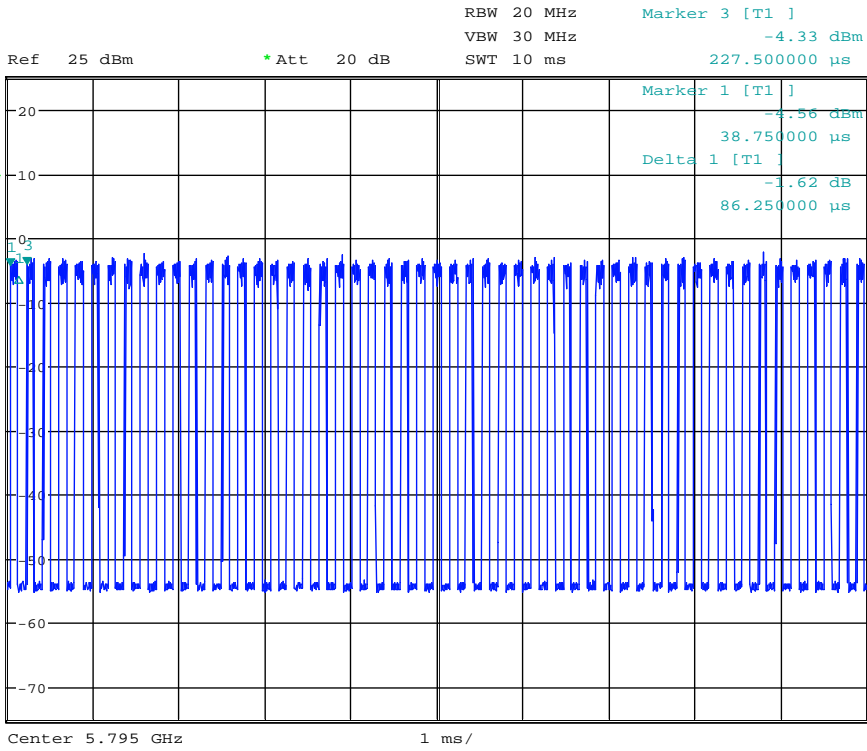
Date: 2.JAN.2018 14:14:48

Duty Cycle_11AC40SISO_5755_Ant2



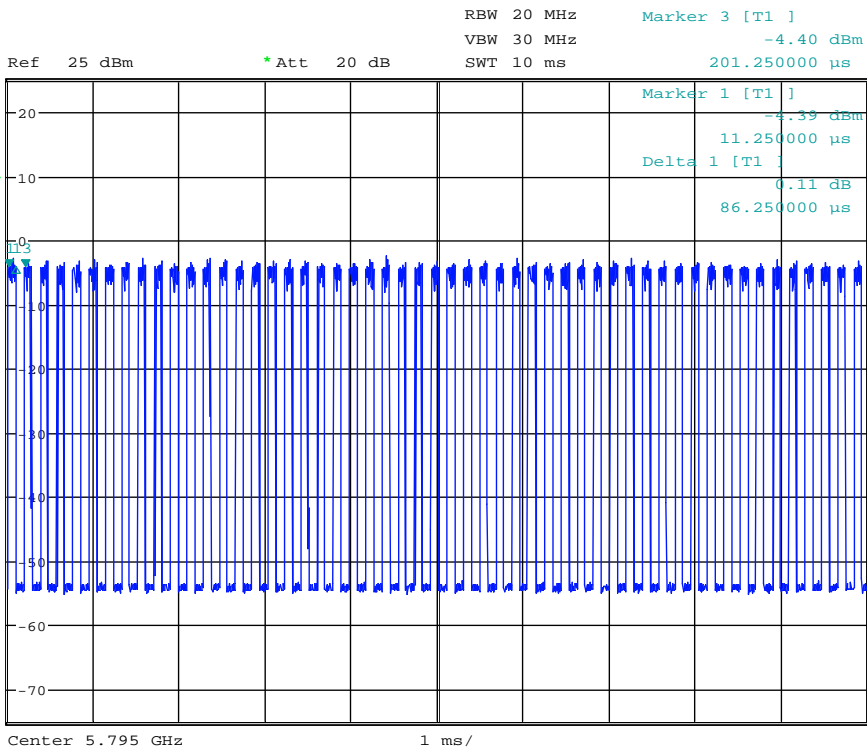
Date: 3.JAN.2018 17:20:45

Duty Cycle_11AC40SISO_5795_Ant1



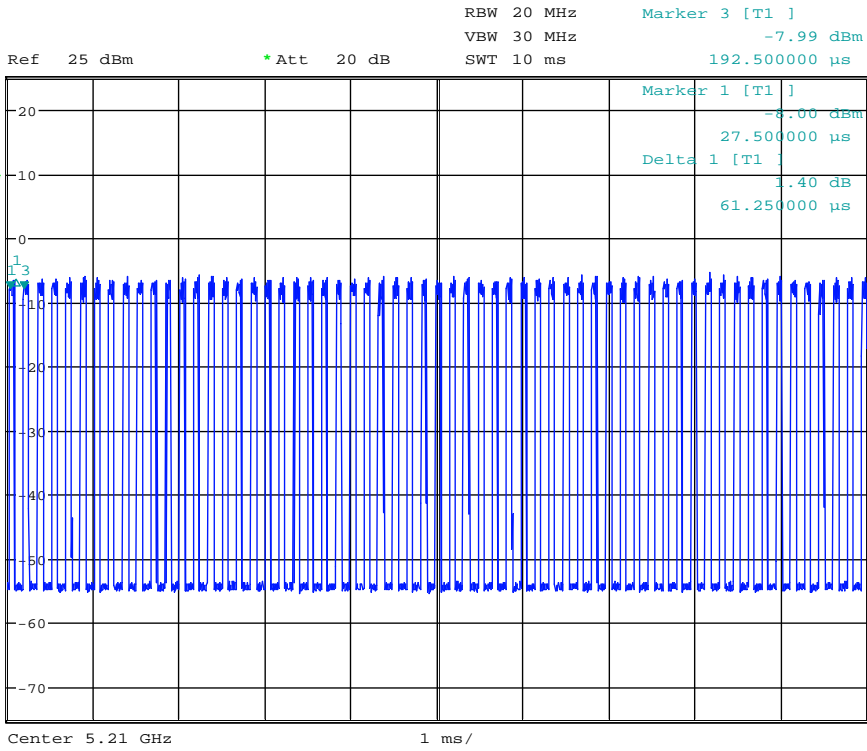
Date: 2.JAN.2018 14:24:01

Duty Cycle_11AC40SISO_5795_Ant2



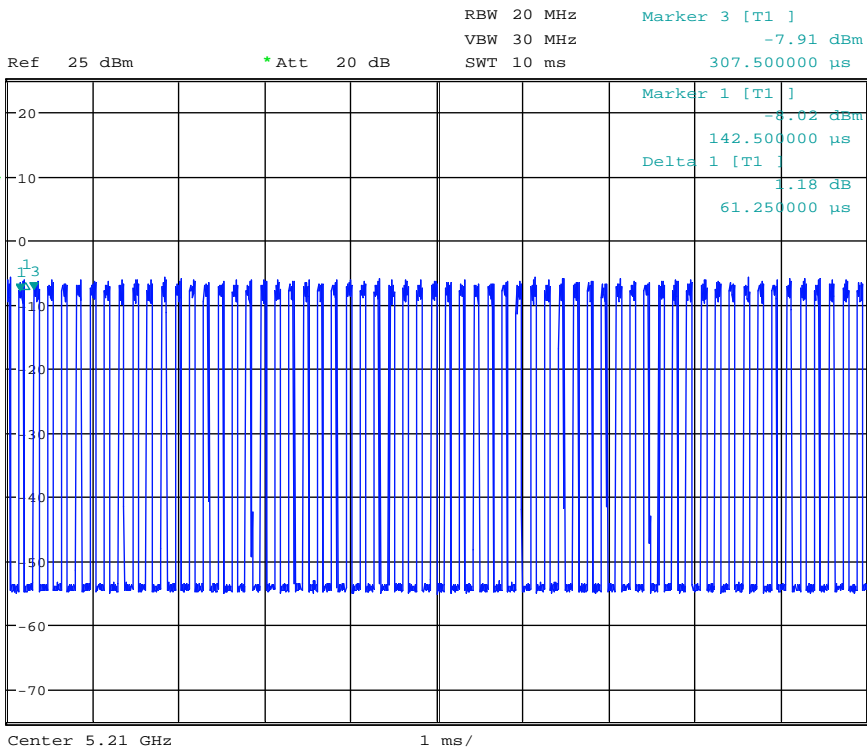
Date: 3.JAN.2018 17:25:46

Duty Cycle_11AC80SISO_5210_Ant1



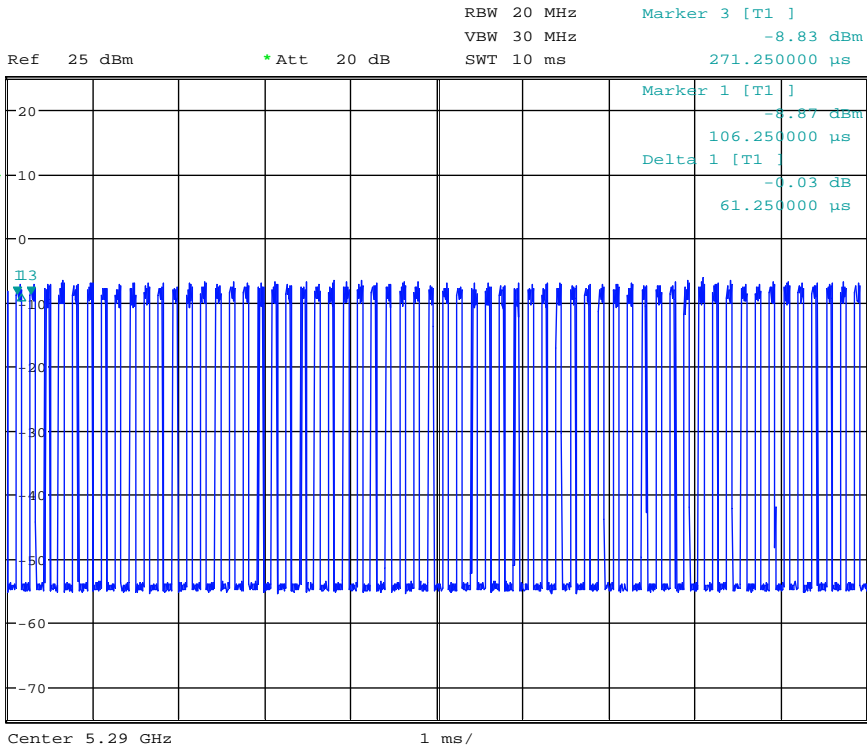
Date: 2.JAN.2018 14:28:51

Duty Cycle_11AC80SISO_5210_Ant2



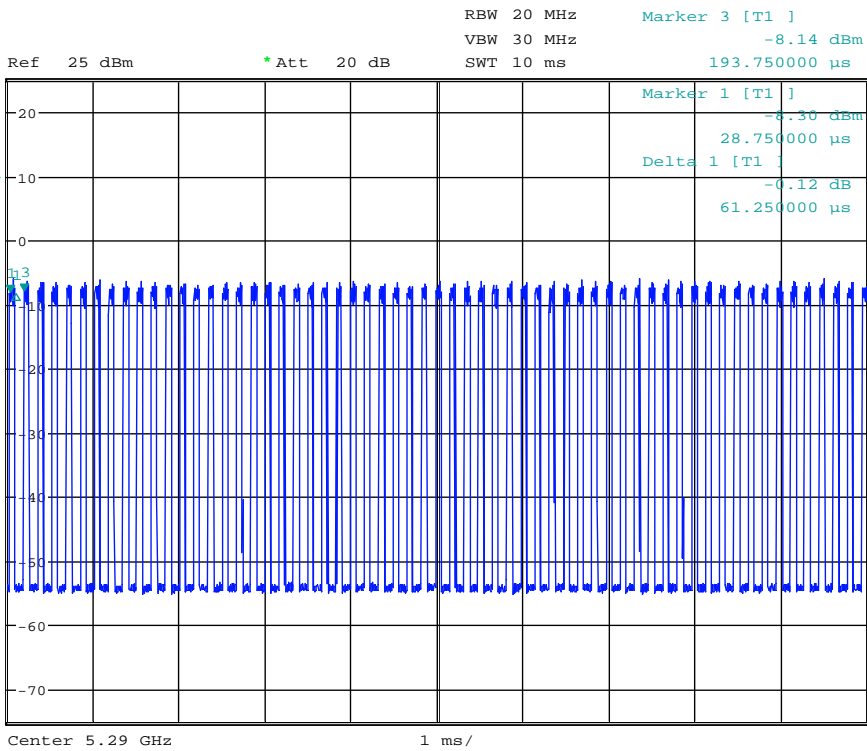
Date: 3.JAN.2018 17:31:23

Duty Cycle_11AC80SISO_5290_Ant1



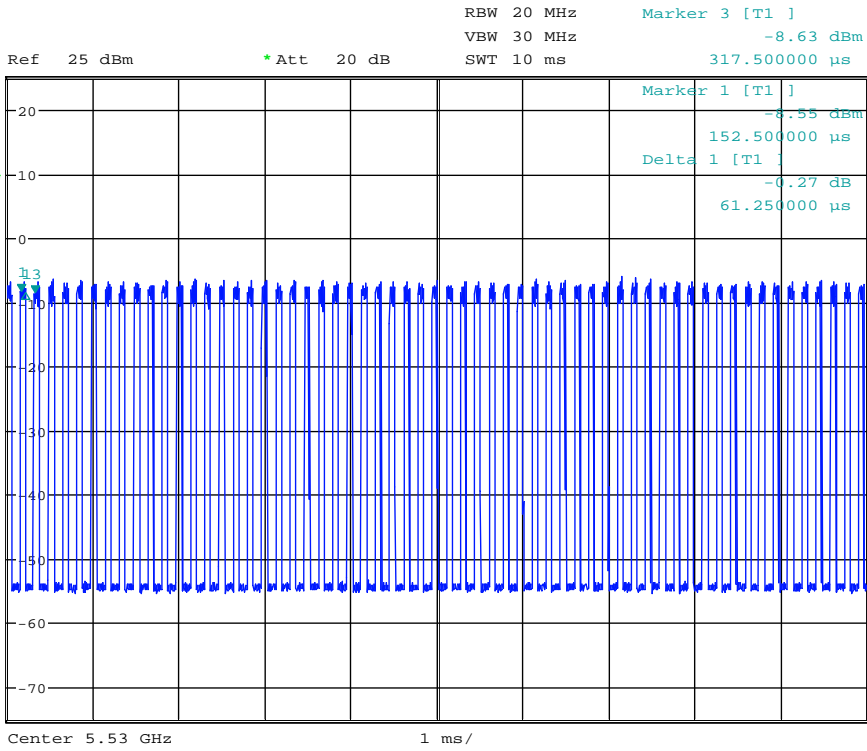
Date: 2.JAN.2018 14:34:53

Duty Cycle_11AC80SISO_5290_Ant2



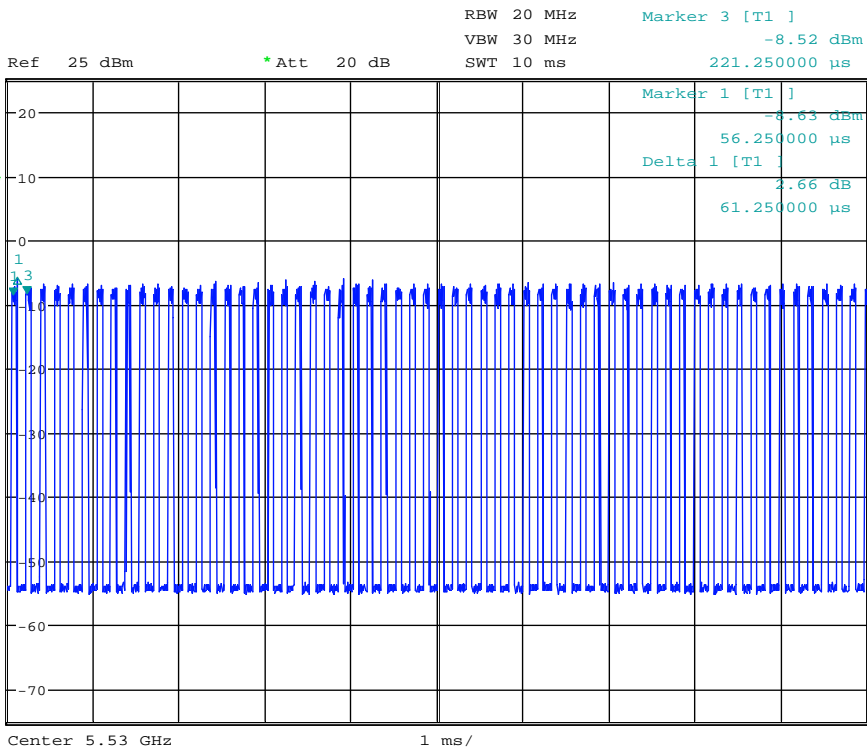
Date: 3.JAN.2018 17:37:30

Duty Cycle_11AC80SISO_5530_Ant1



Date: 2.JAN.2018 14:42:02

Duty Cycle_11AC80SISO_5530_Ant2



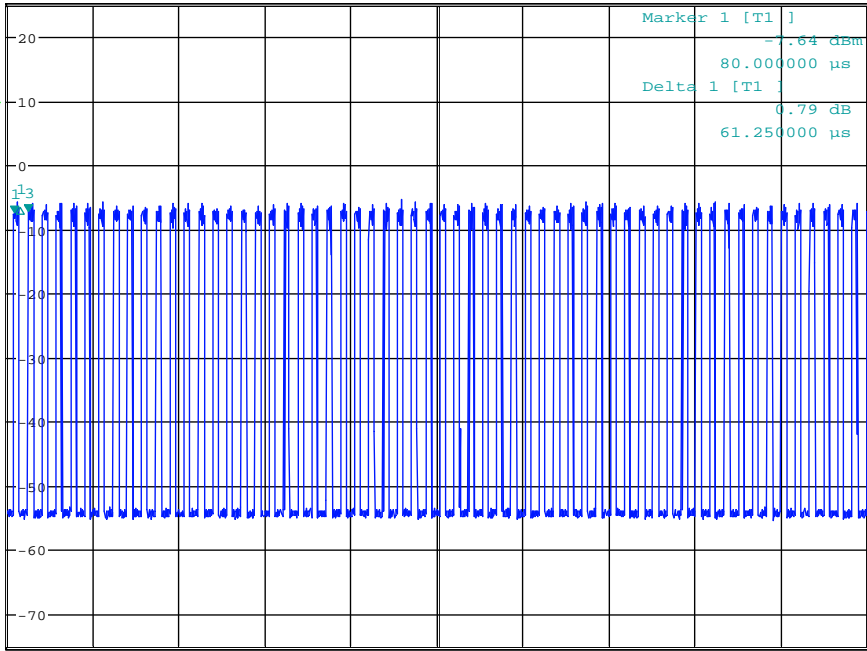
Date: 3.JAN.2018 17:45:40

Duty Cycle_11AC80SISO_5775_Ant1



RBW 20 MHz Marker 3 [T1] -7.53 dBm
VBW 30 MHz
SWT 10 ms 245.000000 μ s
Ref 25 dBm *Att 20 dB

1 RM
CLRWR



Center 5.775 GHz 1 ms/

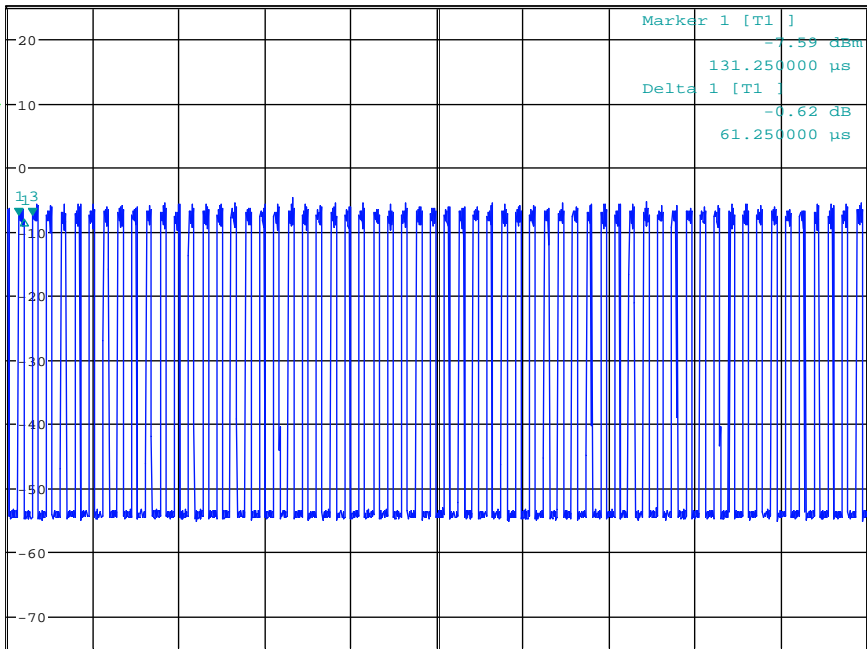
Date: 2.JAN.2018 14:48:16

Duty Cycle_11AC80SISO_5775_Ant2



RBW 20 MHz Marker 3 [T1] -7.69 dBm
VBW 30 MHz
SWT 10 ms 296.250000 μ s
Ref 25 dBm *Att 20 dB

1 RM
CLRWR

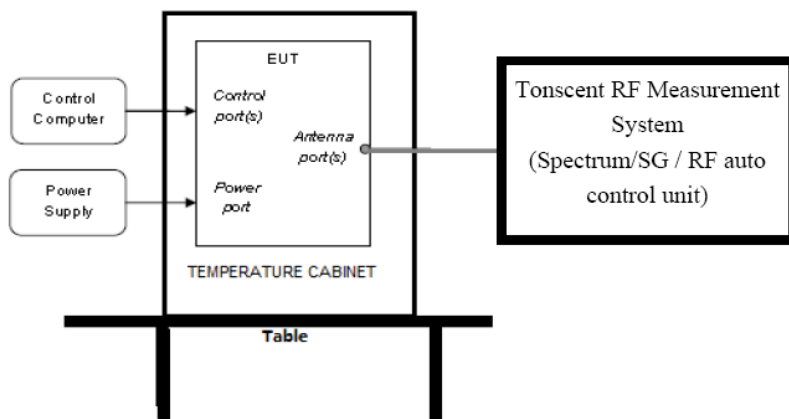


Center 5.775 GHz 1 ms/

Date: 3.JAN.2018 17:52:34

5. 26dB Bandwidth, 6dB Bandwidth and 99% Bandwidth

5.1. Block diagram of test setup



5.2. Limits

FCC Part15, Subpart E/ RSS-247		
Test Item	Limit	Frequency Range (MHz)
Bandwidth	26 dB Bandwidth	5150-5250
	26 dB Bandwidth	5250-5350
	26 dB Bandwidth	For FCC:5470-5725 For IC:5470-5600 5650-5725
	Minimum 500kHz 6dB Bandwidth	5725-5850

5.3. Test Procedure

(1) Connect EUT’s antenna output to spectrum analyzer by RF cable.

Center Frequency	The centre frequency of the channel under test
Detector	Peak
RBW	For 6dB Bandwidth: RBW=100kHz For 26dB Bandwidth: approximately 1% of the emission bandwidth.
VBW	For 6dB Bandwidth : VBW=300kHz For 26dB Bandwidth : >3RBW
Trace	Max hold
Sweep	Auto couple

(2) Allow the trace to stabilize, measure the maximum width of the emission that is constrained by the frequencies associated with the two outermost amplitude points (upper and lower frequencies) that are attenuated by 26 dB and 6dB relative to the maximum level measured in the fundamental emission.

5.4. Test Result

Test Mode	Test Channel	Ant	EBW[MHz]	Limit[MHz]	Verdict
11A	5180	Ant1	20.720	---	PASS
11A	5180	Ant2	20.600	---	PASS
11A	5200	Ant1	20.960	---	PASS
11A	5200	Ant2	20.880	---	PASS
11A	5240	Ant1	20.840	---	PASS
11A	5240	Ant2	21.520	---	PASS
11A	5260	Ant1	20.960	---	PASS
11A	5260	Ant2	20.960	---	PASS
11A	5280	Ant1	21.520	---	PASS
11A	5280	Ant2	20.800	---	PASS
11A	5320	Ant1	20.880	---	PASS
11A	5320	Ant2	20.920	---	PASS
11A	5500	Ant1	20.920	---	PASS
11A	5500	Ant2	20.640	---	PASS
11A	5580	Ant1	21.000	---	PASS
11A	5580	Ant2	20.920	---	PASS
11A	5700	Ant1	21.000	---	PASS
11A	5700	Ant2	20.720	---	PASS
11A	5745	Ant1	16.120	0.5	PASS
11A	5745	Ant2	16.040	0.5	PASS
11A	5785	Ant1	16.360	0.5	PASS
11A	5785	Ant2	16.440	0.5	PASS
11A	5825	Ant1	16.400	0.5	PASS
11A	5825	Ant2	16.440	0.5	PASS
11N20	5180	Ant1	21.400	---	PASS
11N20	5180	Ant2	21.280	---	PASS
11N20	5200	Ant1	21.360	---	PASS
11N20	5200	Ant2	21.320	---	PASS
11N20	5240	Ant1	21.160	---	PASS
11N20	5240	Ant2	21.400	---	PASS
11N20	5260	Ant1	21.200	---	PASS
11N20	5260	Ant2	21.080	---	PASS
11N20	5280	Ant1	21.360	---	PASS
11N20	5280	Ant2	21.120	---	PASS
11N20	5320	Ant1	21.360	---	PASS
11N20	5320	Ant2	21.360	---	PASS
11N20	5500	Ant1	21.200	---	PASS
11N20	5500	Ant2	21.160	---	PASS

11N20	5580	Ant1	21.160	---	PASS
11N20	5580	Ant2	21.320	---	PASS
11N20	5700	Ant1	21.240	---	PASS
11N20	5700	Ant2	21.280	---	PASS
11N20	5745	Ant1	17.680	0.5	PASS
11N20	5745	Ant2	17.680	0.5	PASS
11N20	5785	Ant1	17.720	0.5	PASS
11N20	5785	Ant2	17.320	0.5	PASS
11N20	5825	Ant1	17.680	0.5	PASS
11N20	5825	Ant2	17.720	0.5	PASS
11N40	5190	Ant1	49.600	---	PASS
11N40	5190	Ant2	43.520	---	PASS
11N40	5230	Ant1	39.520	---	PASS
11N40	5230	Ant2	40.000	---	PASS
11N40	5270	Ant1	40.000	---	PASS
11N40	5270	Ant2	39.840	---	PASS
11N40	5310	Ant1	39.920	---	PASS
11N40	5310	Ant2	39.840	---	PASS
11N40	5510	Ant1	39.760	---	PASS
11N40	5510	Ant2	39.600	---	PASS
11N40	5550	Ant1	39.920	---	PASS
11N40	5550	Ant2	39.760	---	PASS
11N40	5670	Ant1	39.680	---	PASS
11N40	5670	Ant2	39.680	---	PASS
11N40	5755	Ant1	35.920	0.5	PASS
11N40	5755	Ant2	36.320	0.5	PASS
11N40	5795	Ant1	36.480	0.5	PASS
11N40	5795	Ant2	36.480	0.5	PASS
11AC20	5180	Ant1	21.240	---	PASS
11AC20	5180	Ant2	21.400	---	PASS
11AC20	5200	Ant1	21.440	---	PASS
11AC20	5200	Ant2	21.560	---	PASS
11AC20	5240	Ant1	21.280	---	PASS
11AC20	5240	Ant2	21.440	---	PASS
11AC20	5260	Ant1	21.320	---	PASS
11AC20	5260	Ant2	21.320	---	PASS
11AC20	5280	Ant1	21.280	---	PASS
11AC20	5280	Ant2	21.280	---	PASS
11AC20	5320	Ant1	21.280	---	PASS
11AC20	5320	Ant2	21.280	---	PASS

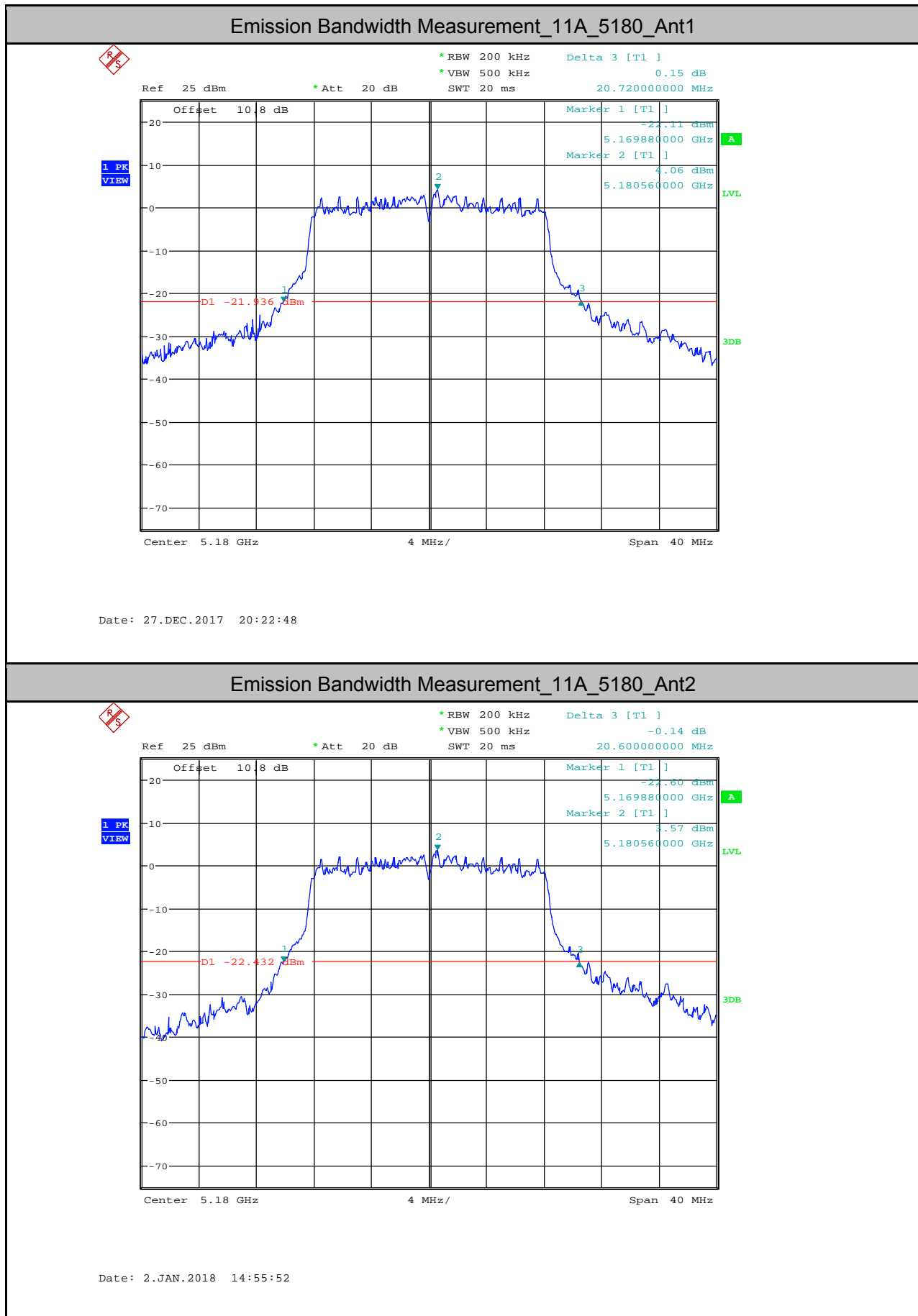
11AC20	5500	Ant1	21.400	---	PASS
11AC20	5500	Ant2	21.240	---	PASS
11AC20	5580	Ant1	21.320	---	PASS
11AC20	5580	Ant2	21.240	---	PASS
11AC20	5700	Ant1	21.440	---	PASS
11AC20	5700	Ant2	21.440	---	PASS
11AC20	5745	Ant1	17.000	0.5	PASS
11AC20	5745	Ant2	17.720	0.5	PASS
11AC20	5785	Ant1	17.640	0.5	PASS
11AC20	5785	Ant2	17.680	0.5	PASS
11AC20	5825	Ant1	17.680	0.5	PASS
11AC20	5825	Ant2	17.720	0.5	PASS
11AC40	5190	Ant1	40.080	---	PASS
11AC40	5190	Ant2	40.000	---	PASS
11AC40	5230	Ant1	40.080	---	PASS
11AC40	5230	Ant2	39.840	---	PASS
11AC40	5270	Ant1	40.080	---	PASS
11AC40	5270	Ant2	40.240	---	PASS
11AC40	5310	Ant1	40.240	---	PASS
11AC40	5310	Ant2	40.000	---	PASS
11AC40	5510	Ant1	40.160	---	PASS
11AC40	5510	Ant2	39.920	---	PASS
11AC40	5550	Ant1	40.080	---	PASS
11AC40	5550	Ant2	40.400	---	PASS
11AC40	5670	Ant1	40.080	---	PASS
11AC40	5670	Ant2	40.000	---	PASS
11AC40	5755	Ant1	36.080	0.5	PASS
11AC40	5755	Ant2	36.560	0.5	PASS
11AC40	5795	Ant1	36.480	0.5	PASS
11AC40	5795	Ant2	36.560	0.5	PASS
11AC80	5210	Ant1	81.280	---	PASS
11AC80	5210	Ant2	81.440	---	PASS
11AC80	5290	Ant1	81.440	---	PASS
11AC80	5290	Ant2	81.920	---	PASS
11AC80	5530	Ant1	81.760	---	PASS
11AC80	5530	Ant2	80.800	---	PASS
11AC80	5775	Ant1	75.520	0.5	PASS
11AC80	5775	Ant2	76.160	0.5	PASS

Test Mode	Test Channel	Ant	OBW[MHz]	Limit[MHz]	Verdict
11A	5180	Ant1	16.505	---	PASS
11A	5180	Ant2	16.475	---	PASS
11A	5200	Ant1	16.505	---	PASS
11A	5200	Ant2	16.495	---	PASS
11A	5240	Ant1	16.505	---	PASS
11A	5240	Ant2	16.555	---	PASS
11A	5260	Ant1	16.505	---	PASS
11A	5260	Ant2	16.505	---	PASS
11A	5280	Ant1	16.530	---	PASS
11A	5280	Ant2	16.500	---	PASS
11A	5320	Ant1	16.505	---	PASS
11A	5320	Ant2	16.520	---	PASS
11A	5500	Ant1	16.505	---	PASS
11A	5500	Ant2	16.485	---	PASS
11A	5580	Ant1	16.515	---	PASS
11A	5580	Ant2	16.475	---	PASS
11A	5700	Ant1	16.550	---	PASS
11A	5700	Ant2	16.530	---	PASS
11A	5745	Ant1	16.435	---	PASS
11A	5745	Ant2	16.435	---	PASS
11A	5785	Ant1	16.390	---	PASS
11A	5785	Ant2	16.400	---	PASS
11A	5825	Ant1	16.405	---	PASS
11A	5825	Ant2	16.410	---	PASS
11N20	5180	Ant1	17.715	---	PASS
11N20	5180	Ant2	17.710	---	PASS
11N20	5200	Ant1	17.710	---	PASS
11N20	5200	Ant2	17.725	---	PASS
11N20	5240	Ant1	17.715	---	PASS
11N20	5240	Ant2	17.765	---	PASS
11N20	5260	Ant1	17.700	---	PASS
11N20	5260	Ant2	17.695	---	PASS
11N20	5280	Ant1	17.690	---	PASS
11N20	5280	Ant2	17.675	---	PASS
11N20	5320	Ant1	17.695	---	PASS
11N20	5320	Ant2	17.705	---	PASS
11N20	5500	Ant1	17.715	---	PASS
11N20	5500	Ant2	17.695	---	PASS
11N20	5580	Ant1	17.695	---	PASS

11N20	5580	Ant2	17.710	---	PASS
11N20	5700	Ant1	17.725	---	PASS
11N20	5700	Ant2	17.740	---	PASS
11N20	5745	Ant1	17.640	---	PASS
11N20	5745	Ant2	17.650	---	PASS
11N20	5785	Ant1	17.610	---	PASS
11N20	5785	Ant2	17.620	---	PASS
11N20	5825	Ant1	17.610	---	PASS
11N20	5825	Ant2	17.620	---	PASS
11N40	5190	Ant1	36.420	---	PASS
11N40	5190	Ant2	36.370	---	PASS
11N40	5230	Ant1	36.390	---	PASS
11N40	5230	Ant2	36.400	---	PASS
11N40	5270	Ant1	36.360	---	PASS
11N40	5270	Ant2	36.320	---	PASS
11N40	5310	Ant1	36.290	---	PASS
11N40	5310	Ant2	36.290	---	PASS
11N40	5510	Ant1	36.310	---	PASS
11N40	5510	Ant2	36.360	---	PASS
11N40	5550	Ant1	36.400	---	PASS
11N40	5550	Ant2	36.380	---	PASS
11N40	5670	Ant1	36.290	---	PASS
11N40	5670	Ant2	36.270	---	PASS
11N40	5755	Ant1	36.070	---	PASS
11N40	5755	Ant2	36.160	---	PASS
11N40	5795	Ant1	36.100	---	PASS
11N40	5795	Ant2	36.130	---	PASS
11AC20	5180	Ant1	17.780	---	PASS
11AC20	5180	Ant2	17.770	---	PASS
11AC20	5200	Ant1	17.775	---	PASS
11AC20	5200	Ant2	17.755	---	PASS
11AC20	5240	Ant1	17.750	---	PASS
11AC20	5240	Ant2	17.800	---	PASS
11AC20	5260	Ant1	17.770	---	PASS
11AC20	5260	Ant2	17.770	---	PASS
11AC20	5280	Ant1	17.770	---	PASS
11AC20	5280	Ant2	17.755	---	PASS
11AC20	5320	Ant1	17.765	---	PASS
11AC20	5320	Ant2	17.735	---	PASS
11AC20	5500	Ant1	17.755	---	PASS

11AC20	5500	Ant2	17.780	---	PASS
11AC20	5580	Ant1	17.790	---	PASS
11AC20	5580	Ant2	17.770	---	PASS
11AC20	5700	Ant1	17.690	---	PASS
11AC20	5700	Ant2	17.800	---	PASS
11AC20	5745	Ant1	17.655	---	PASS
11AC20	5745	Ant2	17.650	---	PASS
11AC20	5785	Ant1	17.640	---	PASS
11AC20	5785	Ant2	17.620	---	PASS
11AC20	5825	Ant1	17.640	---	PASS
11AC20	5825	Ant2	17.645	---	PASS
11AC40	5190	Ant1	36.400	---	PASS
11AC40	5190	Ant2	36.440	---	PASS
11AC40	5230	Ant1	36.430	---	PASS
11AC40	5230	Ant2	36.480	---	PASS
11AC40	5270	Ant1	36.450	---	PASS
11AC40	5270	Ant2	36.480	---	PASS
11AC40	5310	Ant1	36.460	---	PASS
11AC40	5310	Ant2	36.440	---	PASS
11AC40	5510	Ant1	36.430	---	PASS
11AC40	5510	Ant2	36.470	---	PASS
11AC40	5550	Ant1	36.490	---	PASS
11AC40	5550	Ant2	36.540	---	PASS
11AC40	5670	Ant1	36.410	---	PASS
11AC40	5670	Ant2	36.400	---	PASS
11AC40	5755	Ant1	36.160	---	PASS
11AC40	5755	Ant2	36.200	---	PASS
11AC40	5795	Ant1	36.160	---	PASS
11AC40	5795	Ant2	36.190	---	PASS
11AC80	5210	Ant1	75.660	---	PASS
11AC80	5210	Ant2	75.700	---	PASS
11AC80	5290	Ant1	75.800	---	PASS
11AC80	5290	Ant2	75.800	---	PASS
11AC80	5530	Ant1	75.680	---	PASS
11AC80	5530	Ant2	75.640	---	PASS
11AC80	5775	Ant1	75.420	---	PASS
11AC80	5775	Ant2	75.560	---	PASS

5.5. Original test data

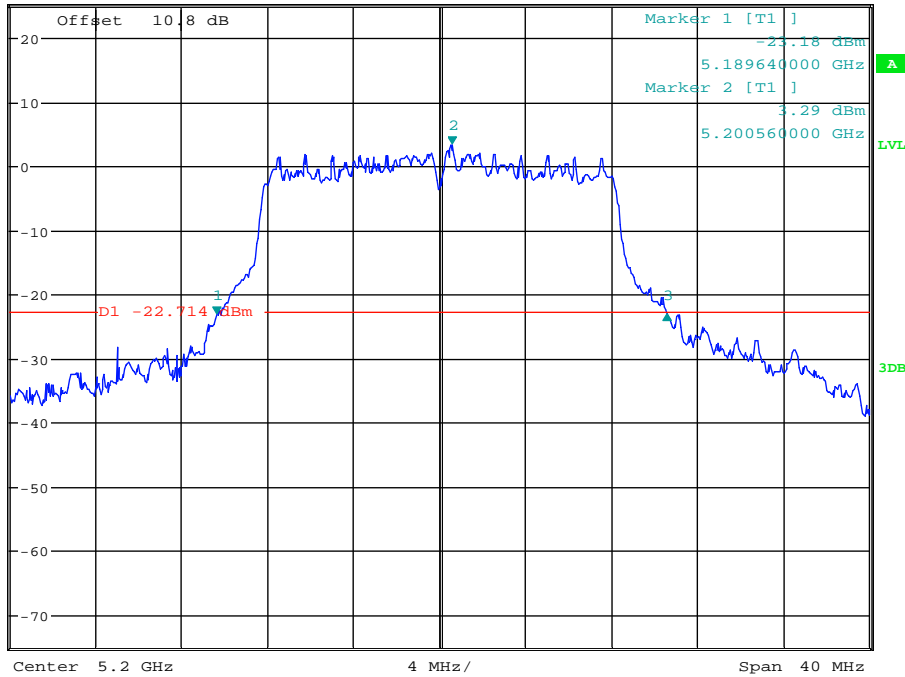


Emission Bandwidth Measurement_11A_5200_Ant1



Ref 25 dBm * Att 20 dB * RBW 200 kHz Delta 3 [T1]
* VBW 500 kHz 0.04 dB
SWT 20 ms 20.960000000 MHz

1 PK VIEW



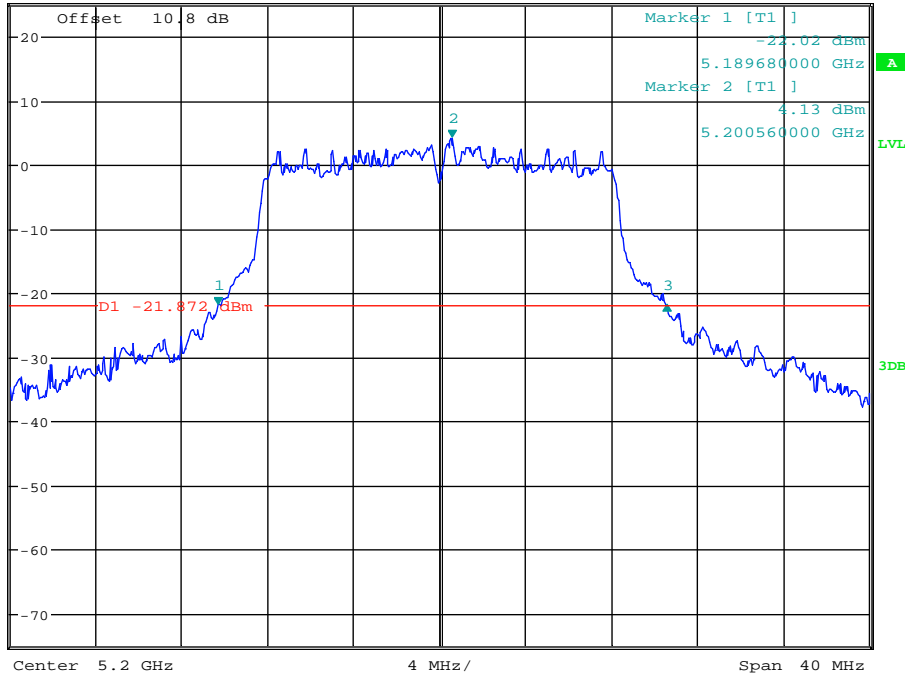
Date: 27.DEC.2017 20:28:03

Emission Bandwidth Measurement_11A_5200_Ant2



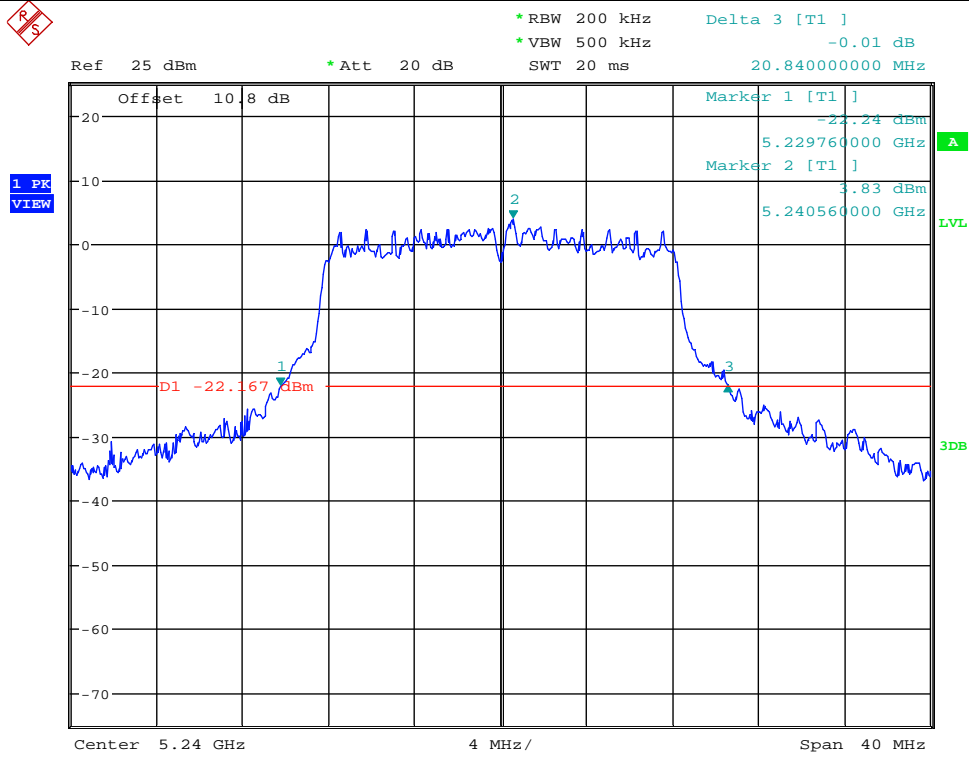
Ref 25 dBm * Att 20 dB * RBW 200 kHz Delta 3 [T1]
* VBW 500 kHz 0.10 dB
SWT 20 ms 20.880000000 MHz

1 PK VIEW



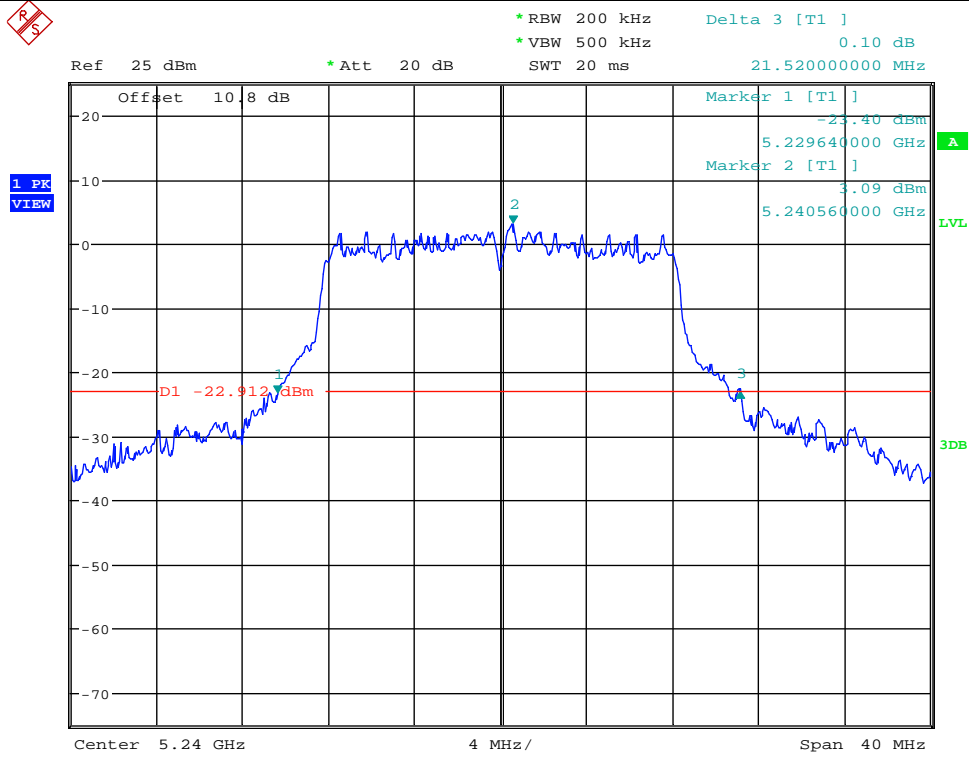
Date: 2.JAN.2018 15:01:28

Emission Bandwidth Measurement_11A_5240_Ant1



Date: 27.DEC.2017 20:33:09

Emission Bandwidth Measurement_11A_5240_Ant2



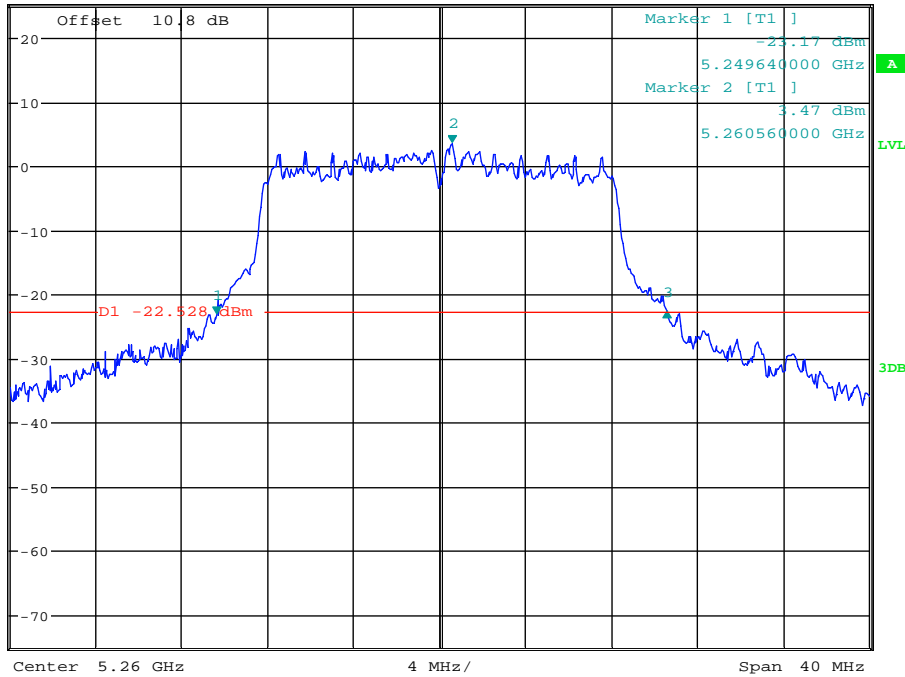
Date: 2.JAN.2018 15:08:54

Emission Bandwidth Measurement_11A_5260_Ant1



Ref 25 dBm * Att 20 dB * RBW 200 kHz Delta 3 [T1]
* VBW 500 kHz 0.38 dB
SWT 20 ms 20.960000000 MHz

1 PK VIEW



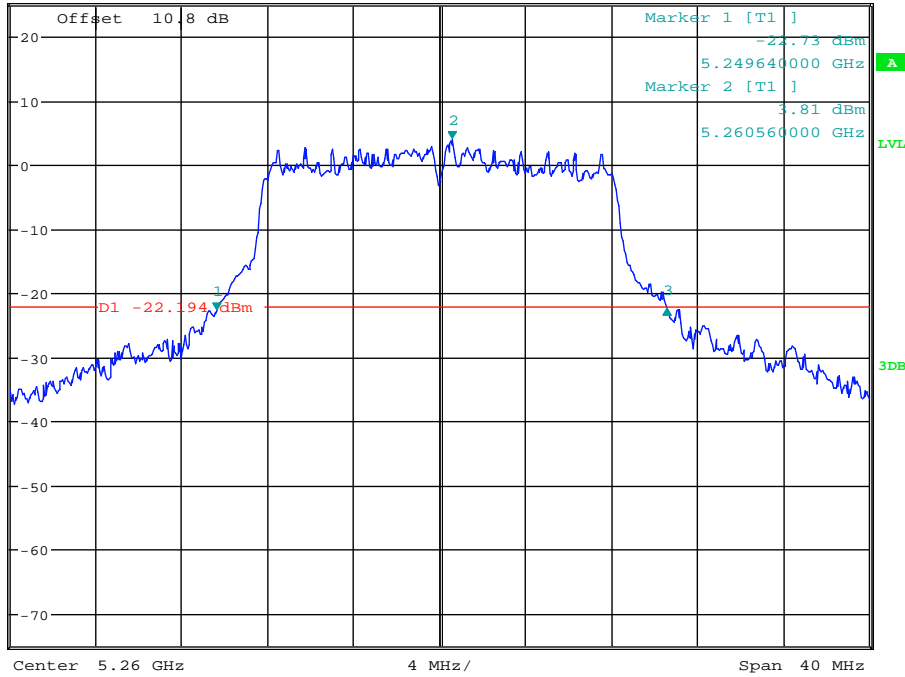
Date: 27.DEC.2017 20:41:22

Emission Bandwidth Measurement_11A_5260_Ant2



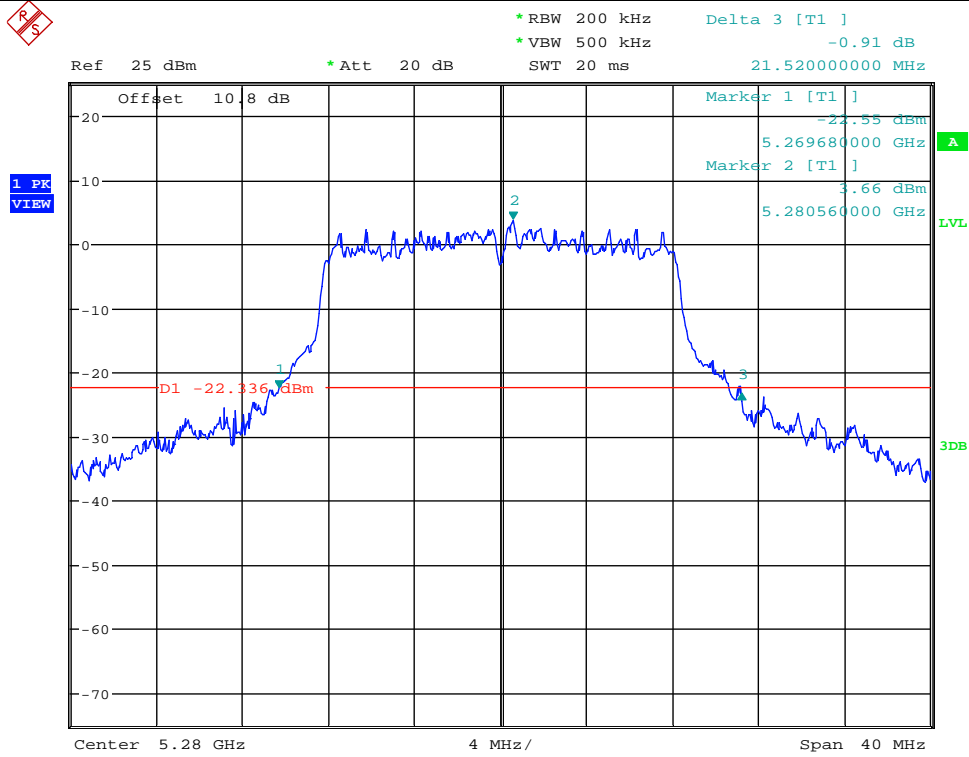
Ref 25 dBm * Att 20 dB * RBW 200 kHz Delta 3 [T1]
* VBW 500 kHz 0.22 dB
SWT 20 ms 20.960000000 MHz

1 PK VIEW



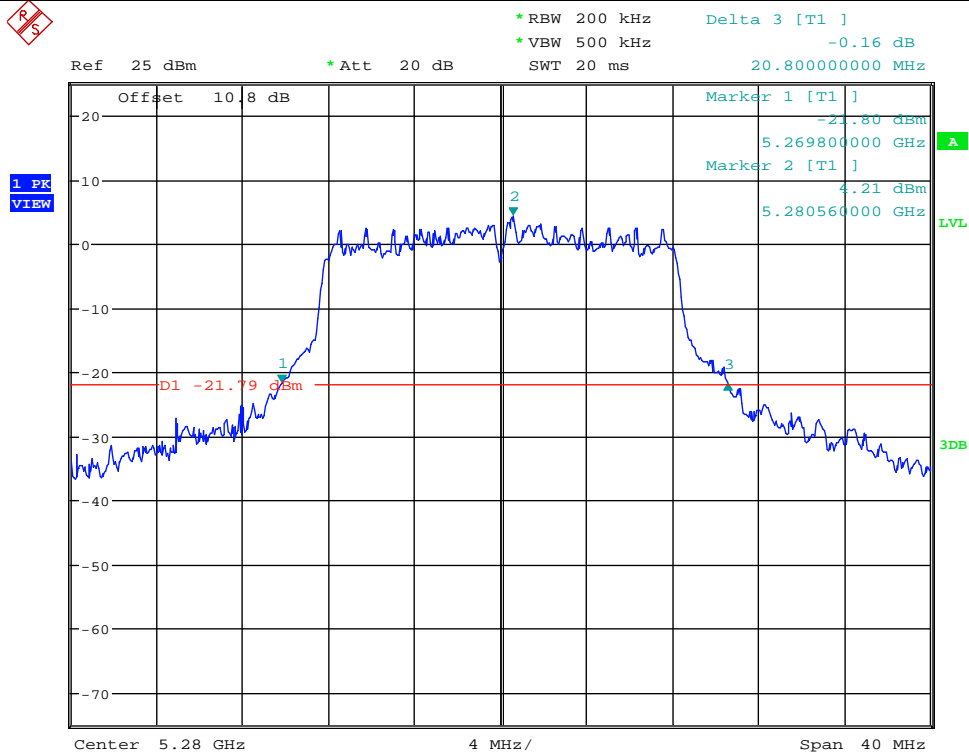
Date: 2.JAN.2018 15:15:26

Emission Bandwidth Measurement_11A_5280_Ant1



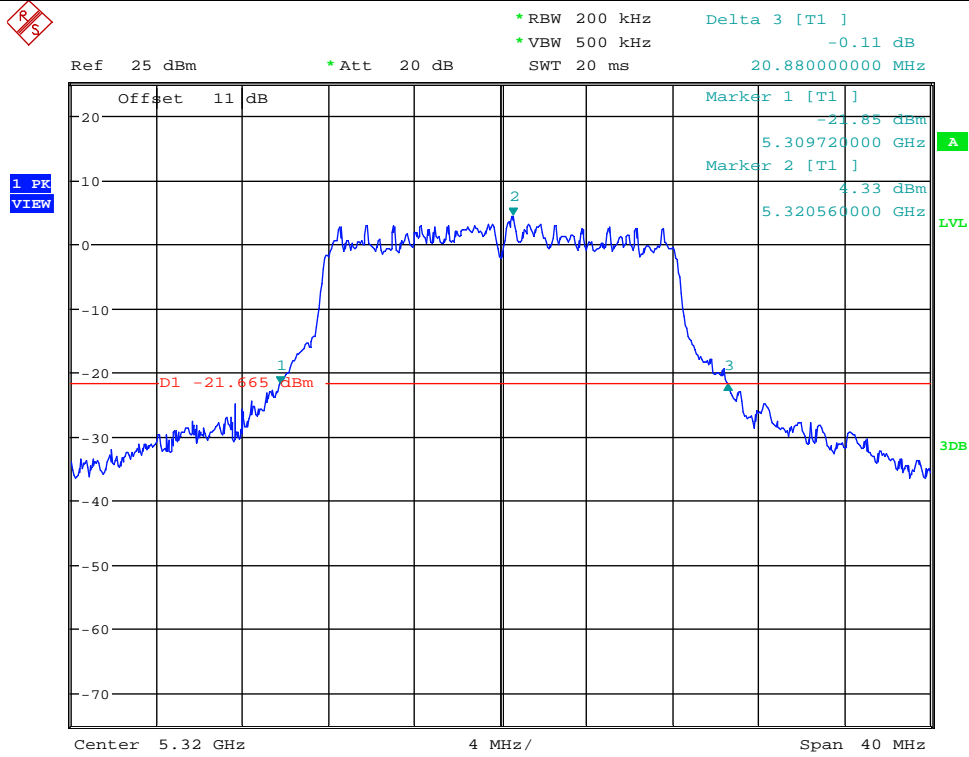
Date: 27.DEC.2017 20:46:39

Emission Bandwidth Measurement_11A_5280_Ant2



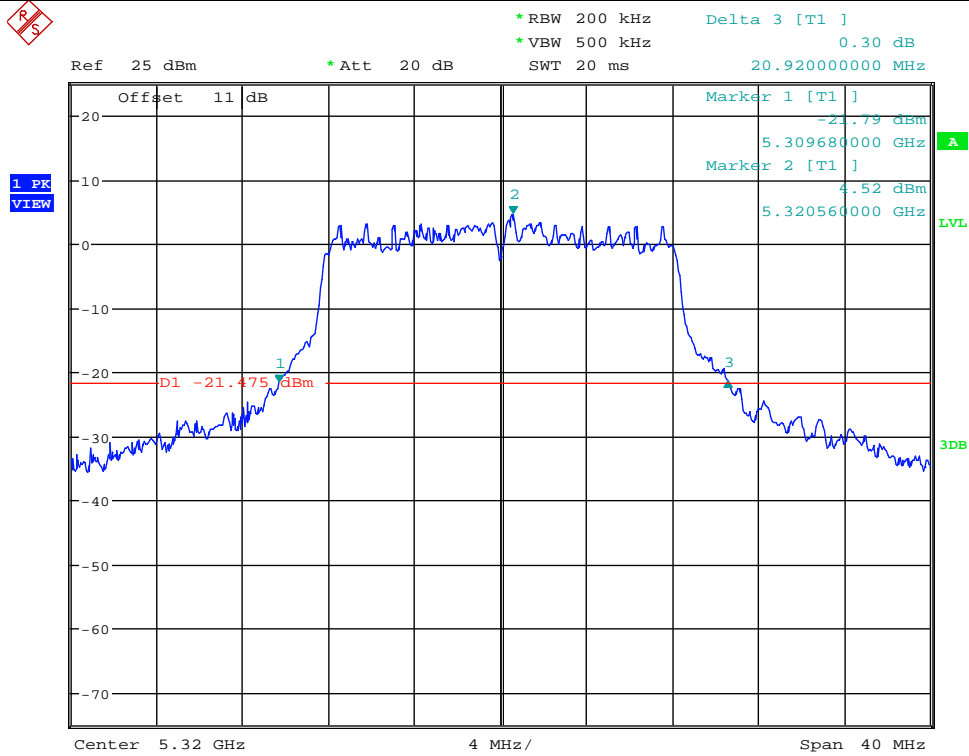
Date: 2.JAN.2018 15:21:17

Emission Bandwidth Measurement_11A_5320_Ant1



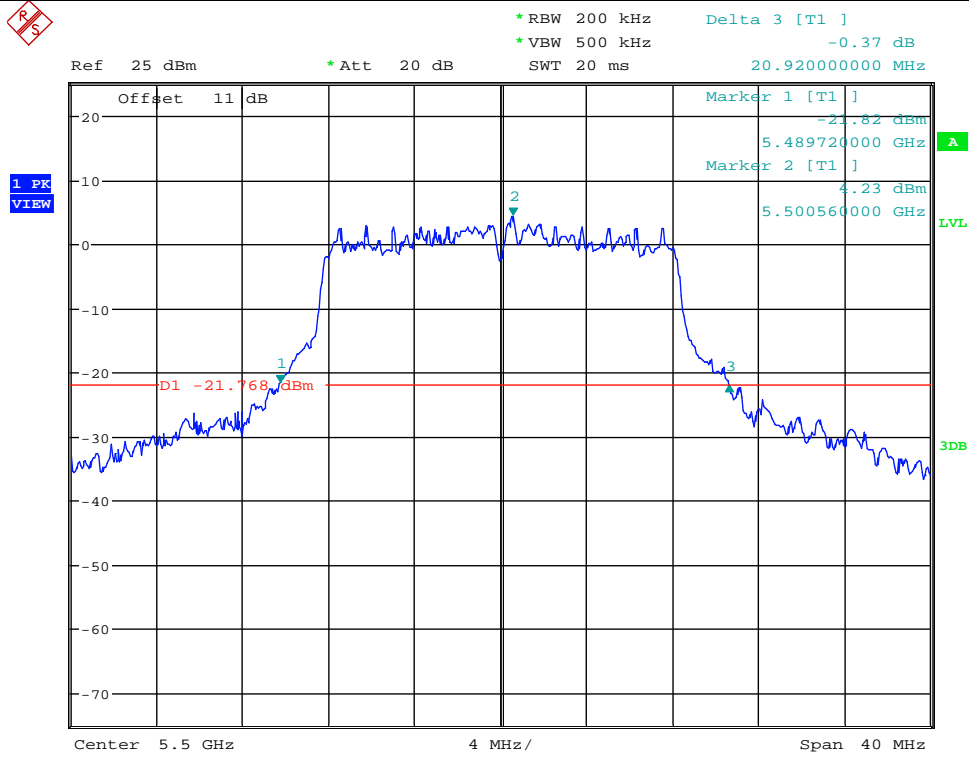
Date: 27.DEC.2017 20:51:16

Emission Bandwidth Measurement_11A_5320_Ant2



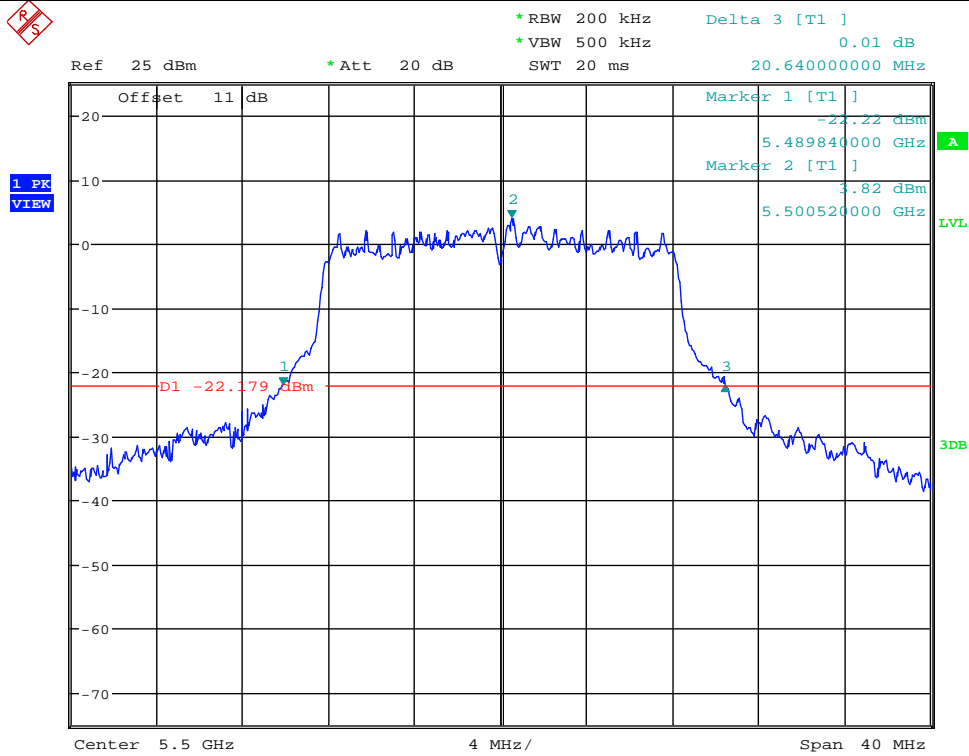
Date: 2.JAN.2018 15:26:14

Emission Bandwidth Measurement_11A_5500_Ant1



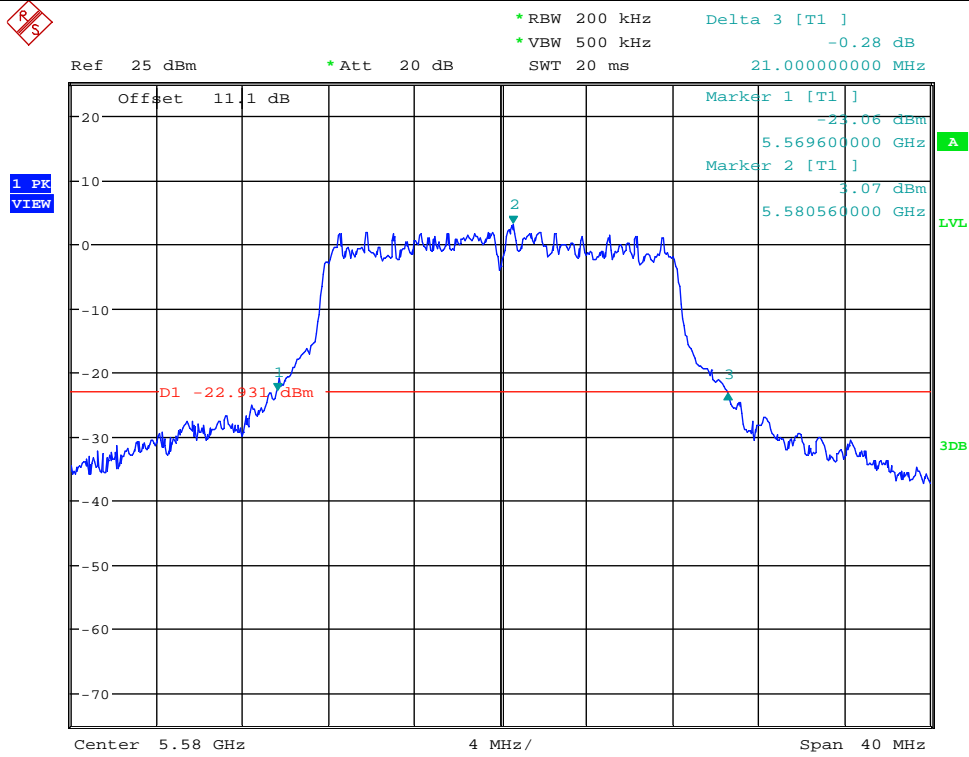
Date: 27.DEC.2017 20:56:35

Emission Bandwidth Measurement_11A_5500_Ant2



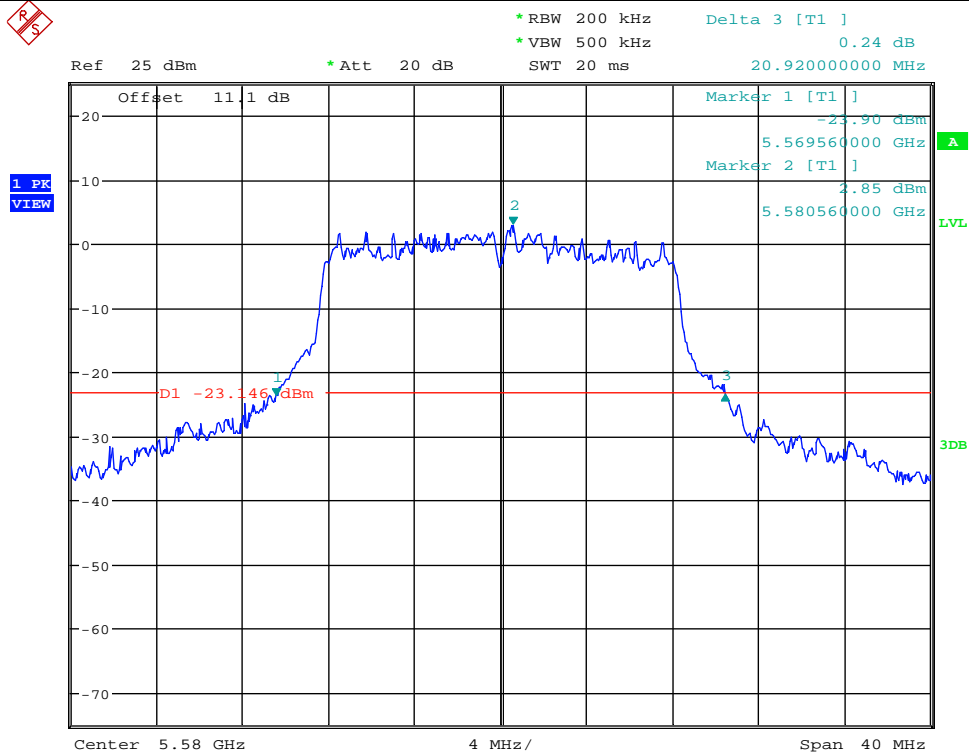
Date: 2.JAN.2018 15:51:52

Emission Bandwidth Measurement_11A_5580_Ant1



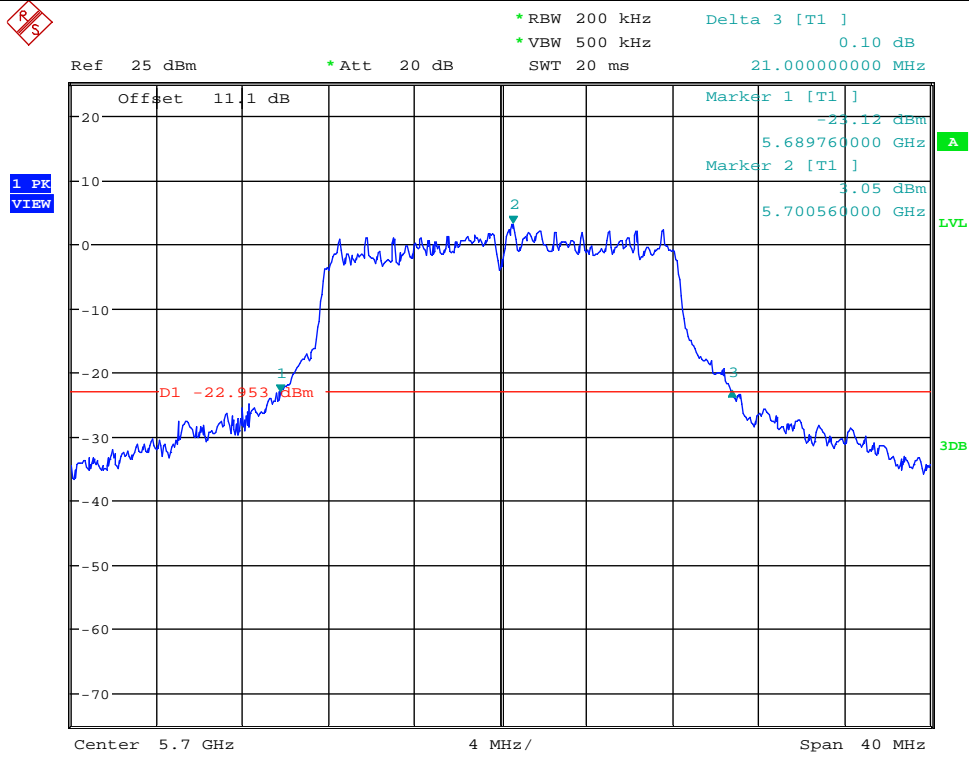
Date: 27.DEC.2017 21:04:18

Emission Bandwidth Measurement_11A_5580_Ant2



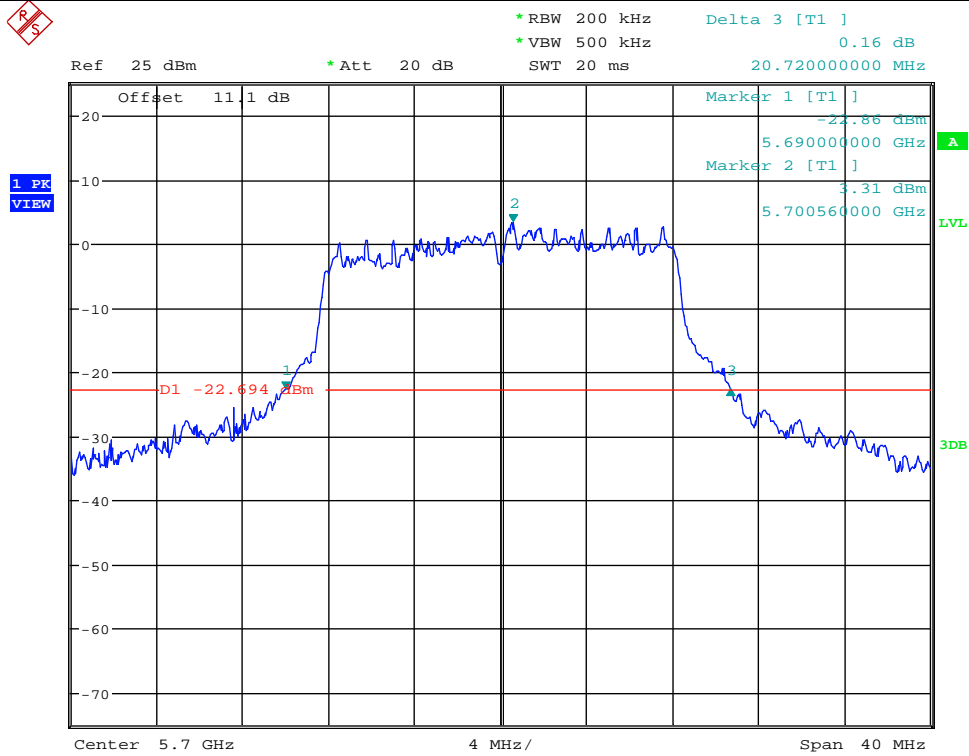
Date: 2.JAN.2018 15:57:04

Emission Bandwidth Measurement_11A_5700_Ant1



Date: 27.DEC.2017 21:09:05

Emission Bandwidth Measurement_11A_5700_Ant2



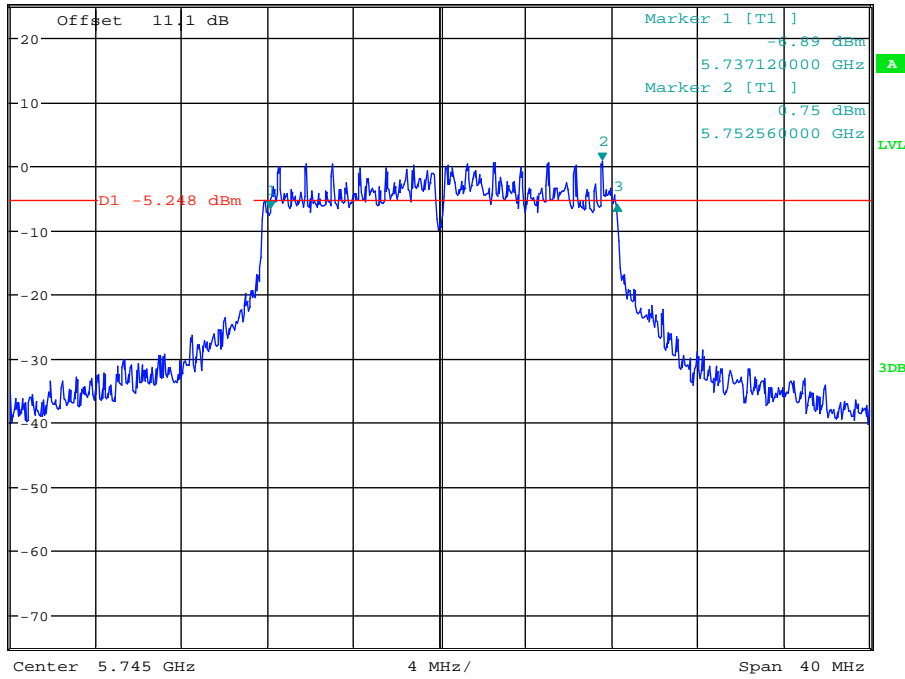
Date: 2.JAN.2018 16:04:04

Emission Bandwidth Measurement_11A_5745_Ant1



Ref 25 dBm * Att 20 dB * RBW 100 kHz Delta 3 [T1]
* VBW 300 kHz 0.73 dB
SWT 20 ms 16.120000000 MHz

1 PK VIEW



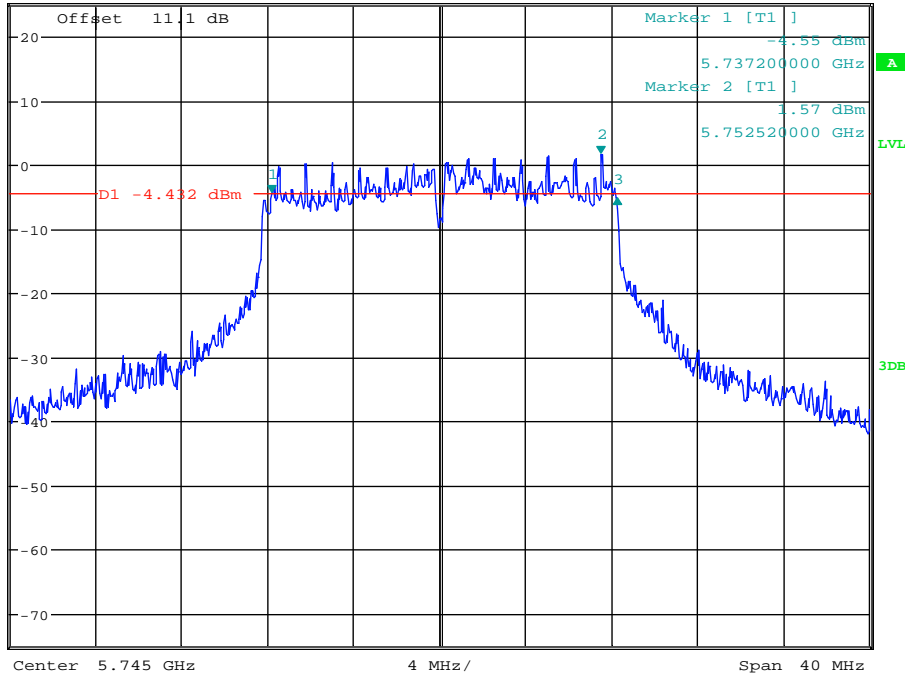
Date: 27.DEC.2017 21:13:57

Emission Bandwidth Measurement_11A_5745_Ant2



Ref 25 dBm * Att 20 dB * RBW 100 kHz Delta 3 [T1]
* VBW 300 kHz -0.78 dB
SWT 20 ms 16.040000000 MHz

1 PK VIEW



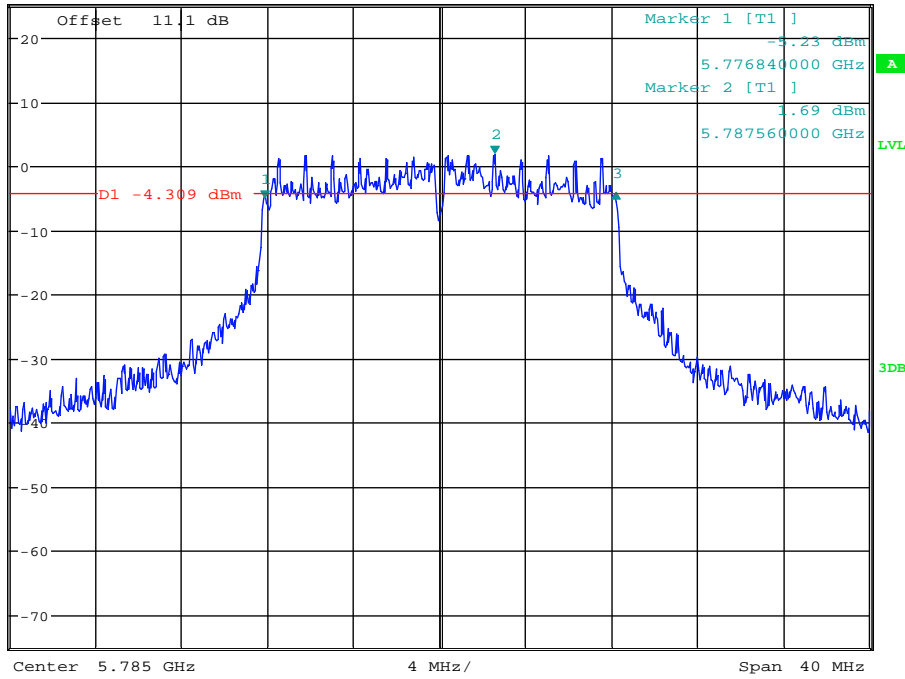
Date: 2.JAN.2018 16:10:22

Emission Bandwidth Measurement_11A_5785_Ant1



Ref 25 dBm * Att 20 dB * RBW 100 kHz Delta 3 [T1]
* VBW 300 kHz 0.83 dB
SWT 20 ms 16.360000000 MHz

1 PK VIEW



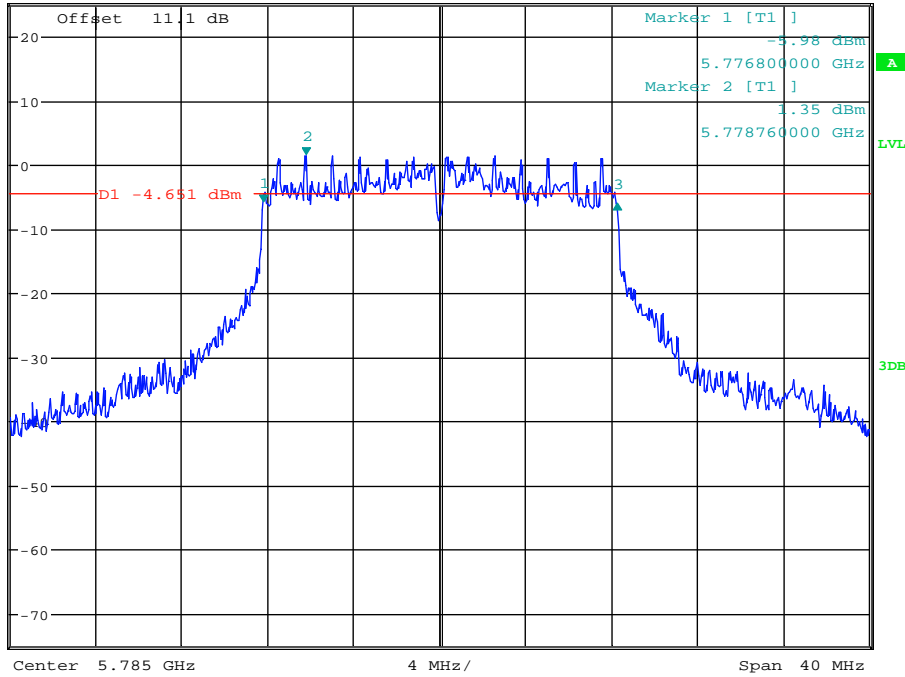
Date: 27.DEC.2017 21:20:43

Emission Bandwidth Measurement_11A_5785_Ant2



Ref 25 dBm * Att 20 dB * RBW 100 kHz Delta 3 [T1]
* VBW 300 kHz -0.16 dB
SWT 20 ms 16.440000000 MHz

1 PK VIEW



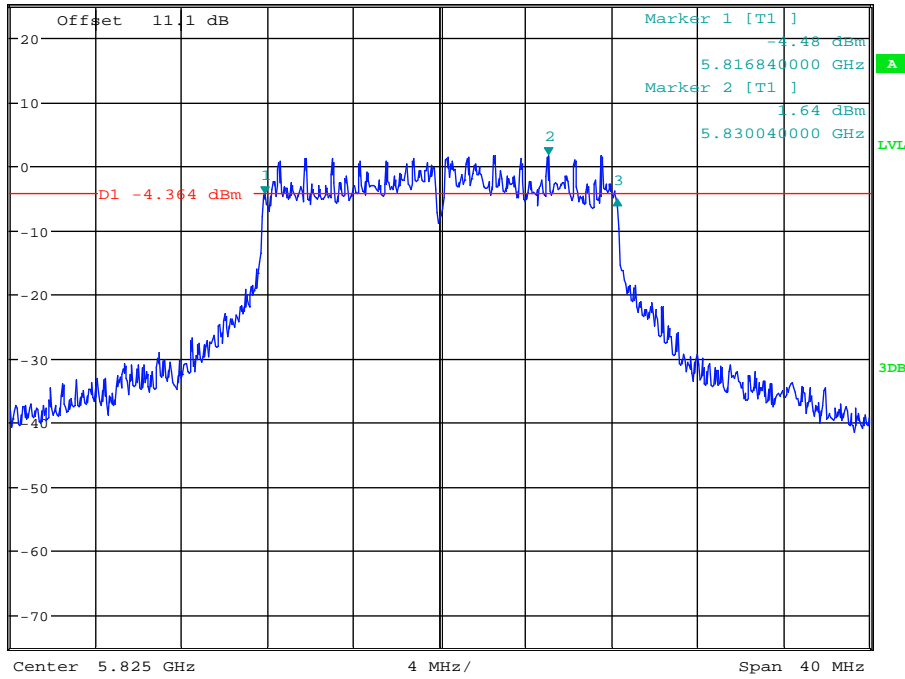
Date: 2.JAN.2018 16:14:29

Emission Bandwidth Measurement_11A_5825_Ant1



Ref 25 dBm * Att 20 dB * RBW 100 kHz Delta 3 [T1]
* VBW 300 kHz -0.79 dB
SWT 20 ms 16.400000000 MHz

1 PK
VIEW



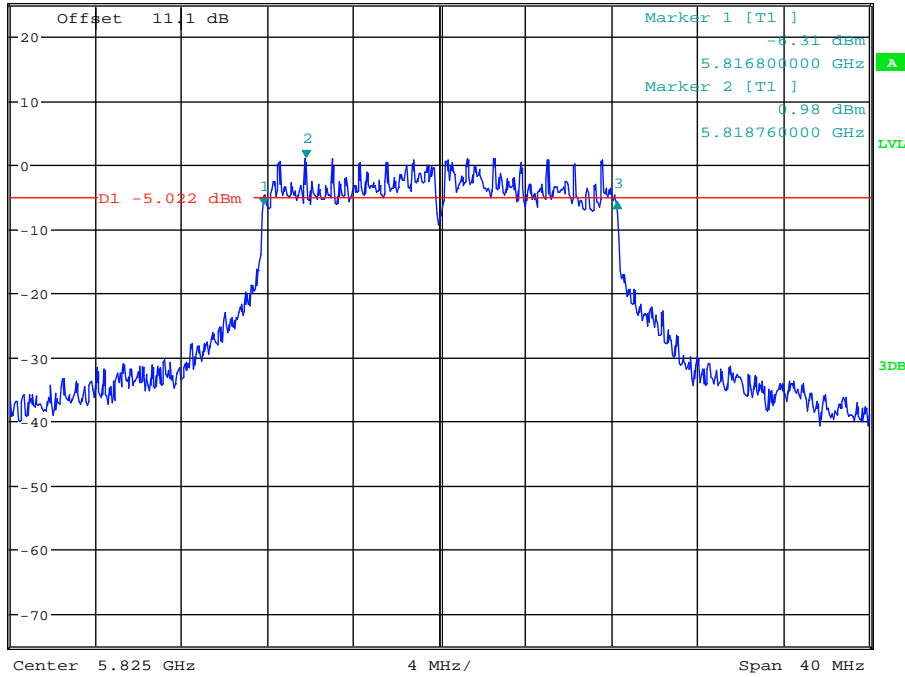
Date: 27.DEC.2017 21:24:16

Emission Bandwidth Measurement_11A_5825_Ant2



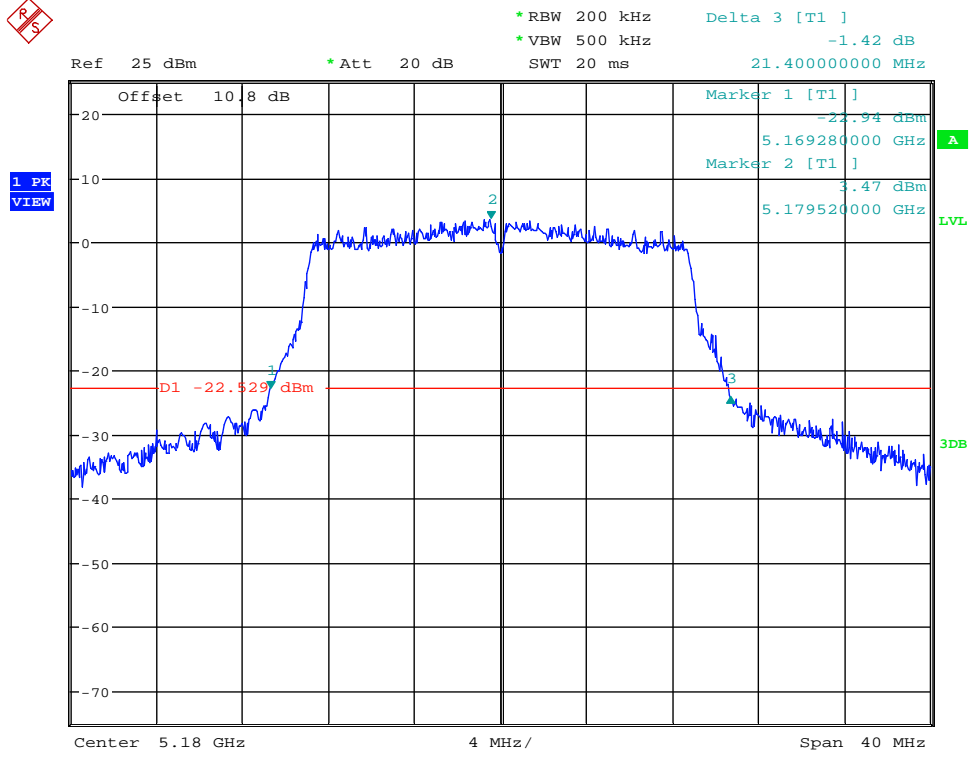
Ref 25 dBm * Att 20 dB * RBW 100 kHz Delta 3 [T1]
* VBW 300 kHz 0.27 dB
SWT 20 ms 16.440000000 MHz

1 PK
VIEW



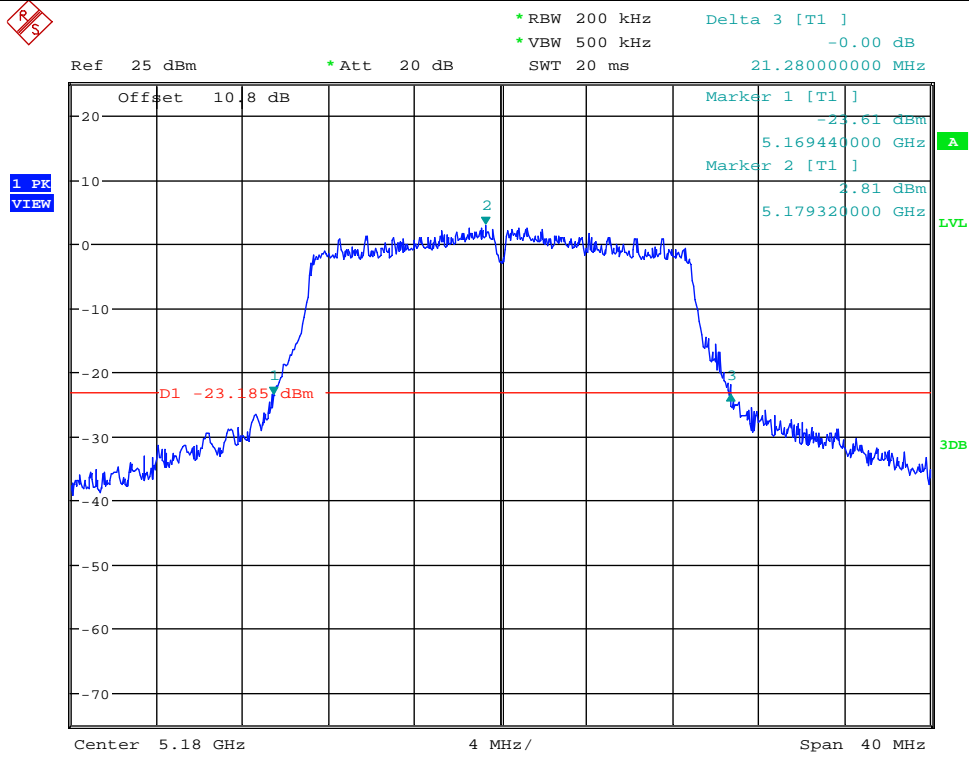
Date: 2.JAN.2018 16:18:16

Emission Bandwidth Measurement_11N20SISO_5180_Ant1



Date: 28.DEC.2017 08:34:55

Emission Bandwidth Measurement_11N20SISO_5180_Ant2



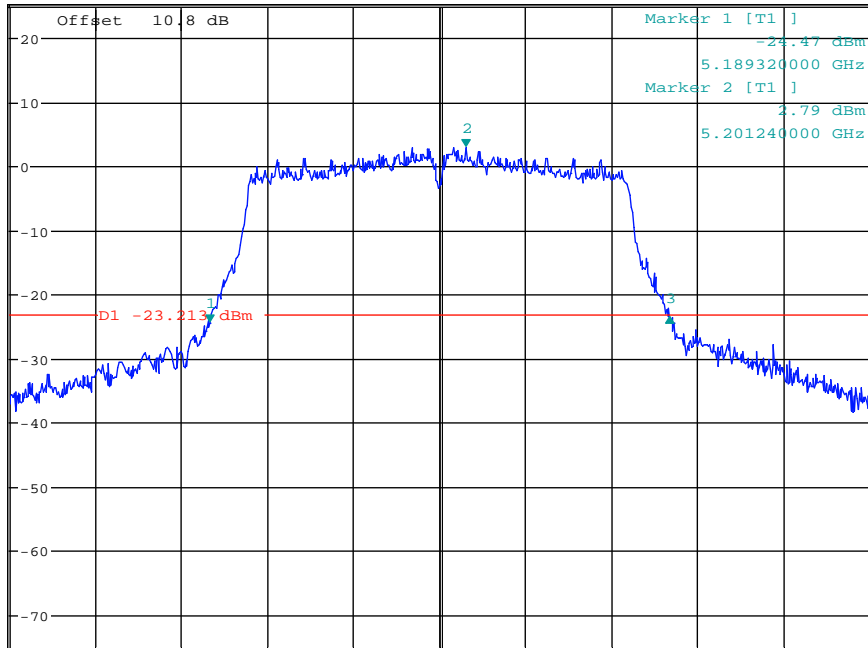
Date: 2.JAN.2018 16:22:48

Emission Bandwidth Measurement_11N20SISO_5200_Ant1



Ref 25 dBm * Att 20 dB * RBW 200 kHz Delta 3 [T1]
* VBW 500 kHz 0.81 dB
SWT 20 ms 21.360000000 MHz

1 PK VIEW



Center 5.2 GHz 4 MHz/ Span 40 MHz

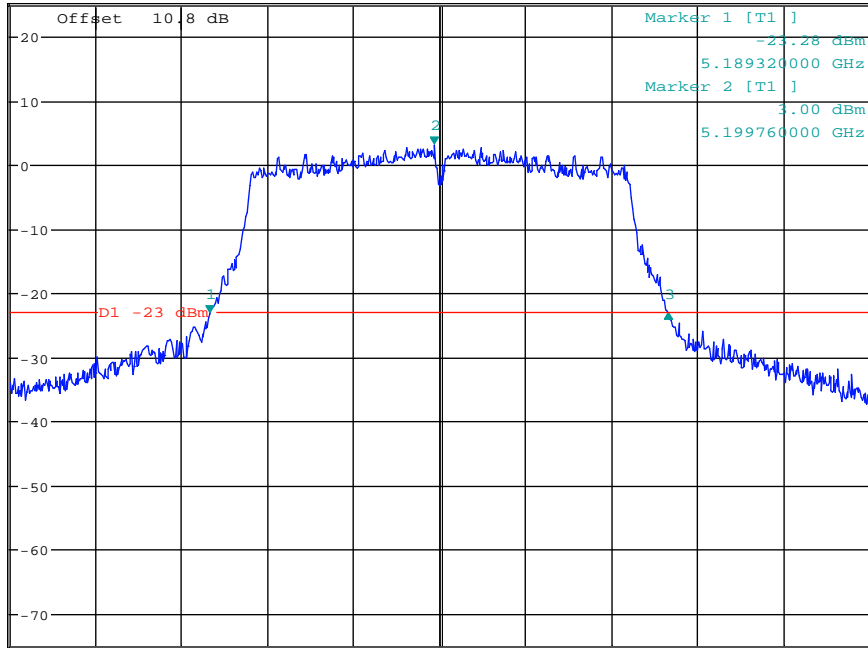
Date: 28.DEC.2017 08:40:06

Emission Bandwidth Measurement_11N20SISO_5200_Ant2



Ref 25 dBm * Att 20 dB * RBW 200 kHz Delta 3 [T1]
* VBW 500 kHz -0.01 dB
SWT 20 ms 21.320000000 MHz

1 PK VIEW



Center 5.2 GHz 4 MHz/ Span 40 MHz

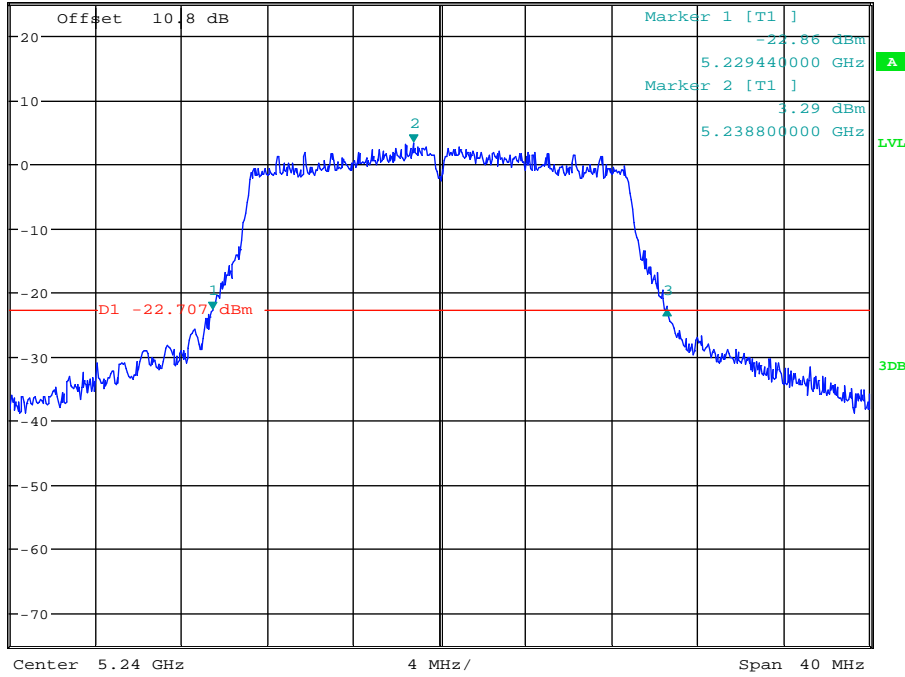
Date: 2.JAN.2018 16:28:41

Emission Bandwidth Measurement_11N20SISO_5240_Ant1



Ref 25 dBm * Att 20 dB * RBW 200 kHz Delta 3 [T1]
* VBW 500 kHz 0.06 dB
SWT 20 ms 21.160000000 MHz

1 PK VIEW



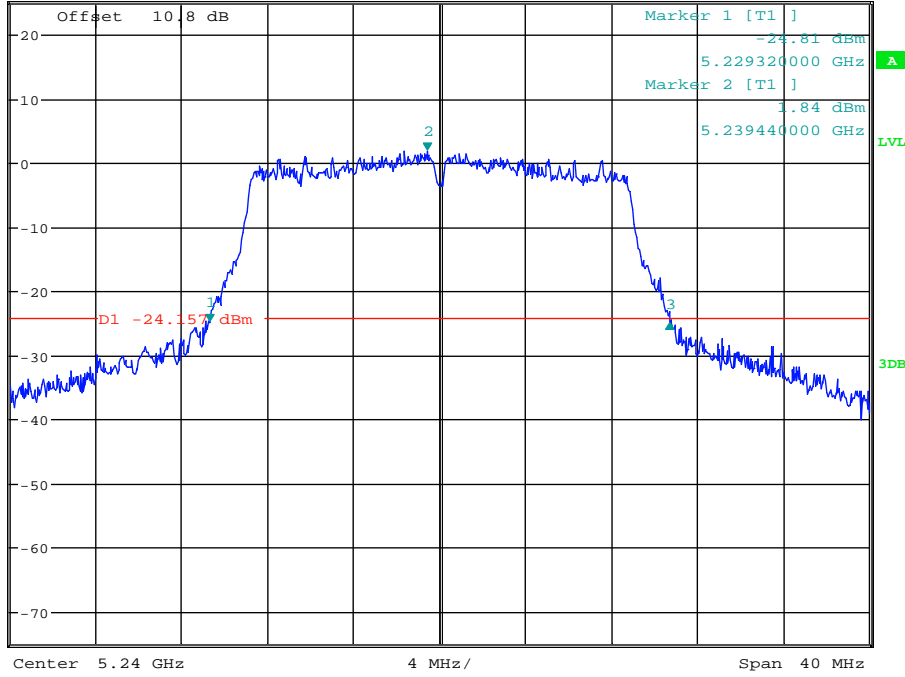
Date: 28.DEC.2017 08:44:48

Emission Bandwidth Measurement_11N20SISO_5240_Ant2



Ref 25 dBm * Att 20 dB * RBW 200 kHz Delta 3 [T1]
* VBW 500 kHz -0.38 dB
SWT 20 ms 21.400000000 MHz

1 PK VIEW



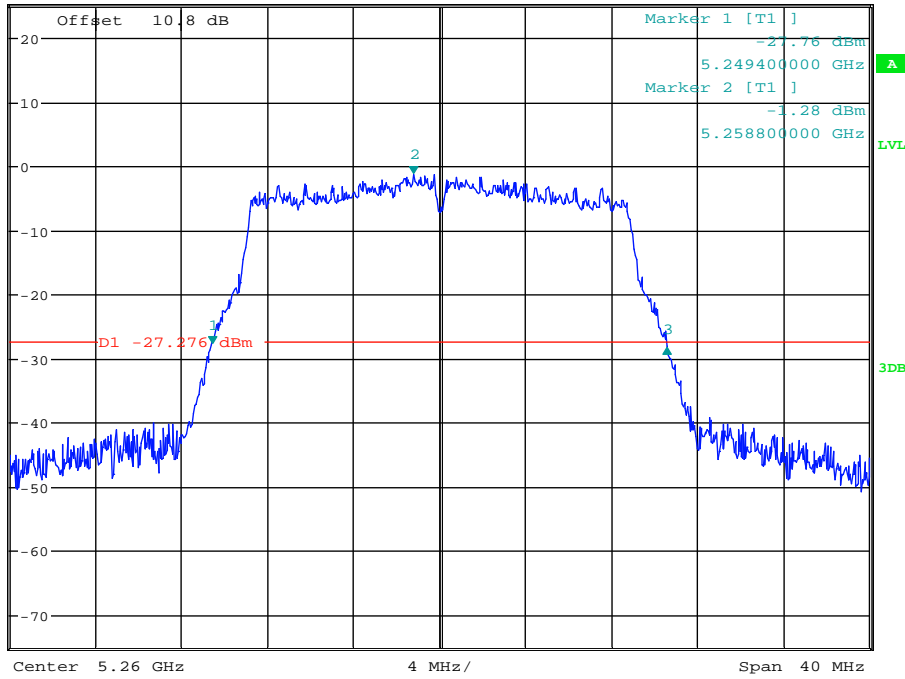
Date: 2.JAN.2018 16:33:40

Emission Bandwidth Measurement_11N20SISO_5260_Ant1



Ref 25 dBm * Att 20 dB * RBW 200 kHz Delta 3 [T1]
* VBW 500 kHz -0.72 dB
SWT 20 ms 21.200000000 MHz

1 PK
VIEW



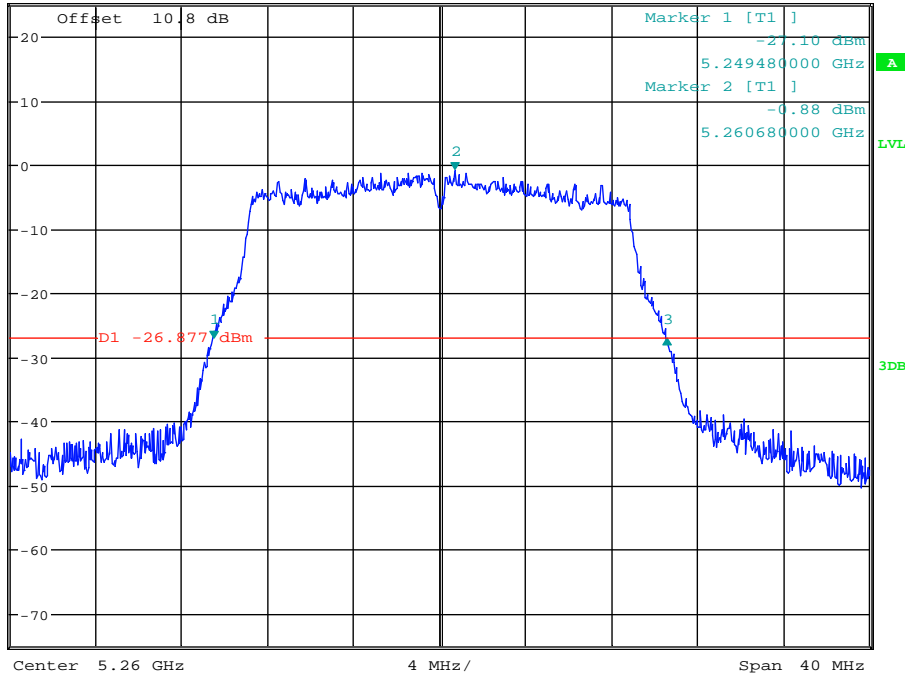
Date: 28.DEC.2017 20:36:49

Emission Bandwidth Measurement_11N20SISO_5260_Ant2



Ref 25 dBm * Att 20 dB * RBW 200 kHz Delta 3 [T1]
* VBW 500 kHz -0.10 dB
SWT 20 ms 21.080000000 MHz

1 PK
VIEW

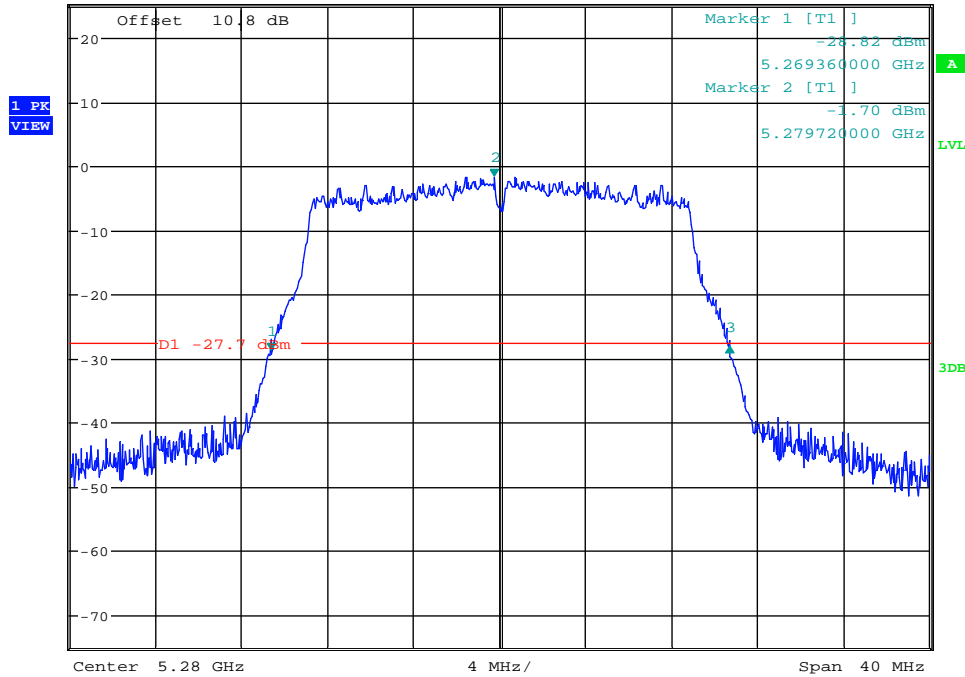


Date: 2.JAN.2018 16:40:09

Emission Bandwidth Measurement_11N20SISO_5280_Ant1



Ref 25 dBm * Att 20 dB * RBW 200 kHz Delta 3 [T1]
* VBW 500 kHz 0.47 dB
SWT 20 ms 21.360000000 MHz

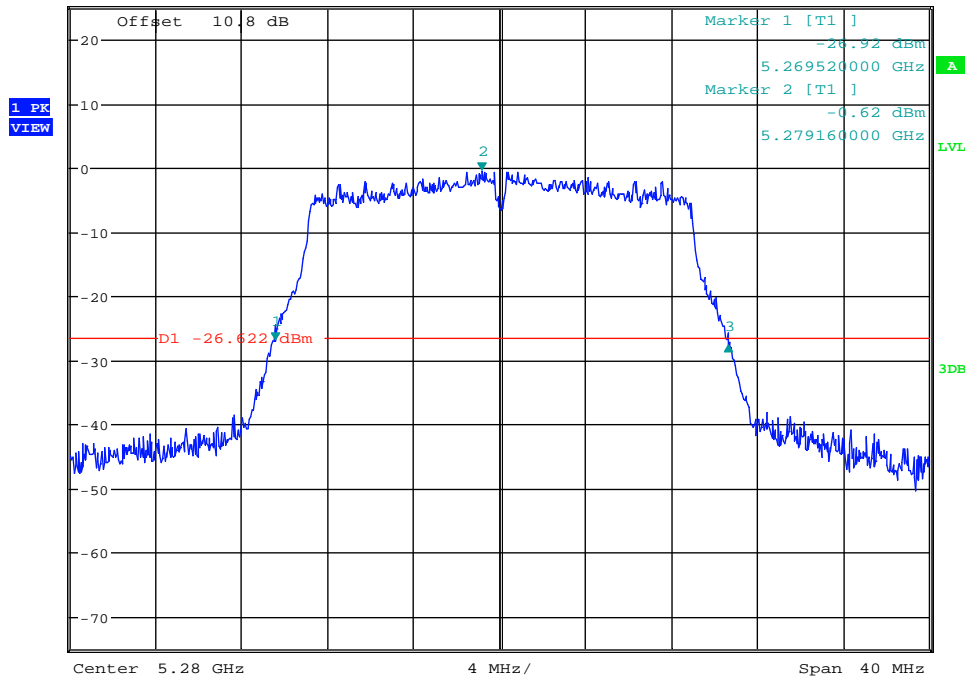


Date: 28.DEC.2017 20:42:10

Emission Bandwidth Measurement_11N20SISO_5280_Ant2



Ref 25 dBm * Att 20 dB * RBW 200 kHz Delta 3 [T1]
* VBW 500 kHz -0.91 dB
SWT 20 ms 21.120000000 MHz



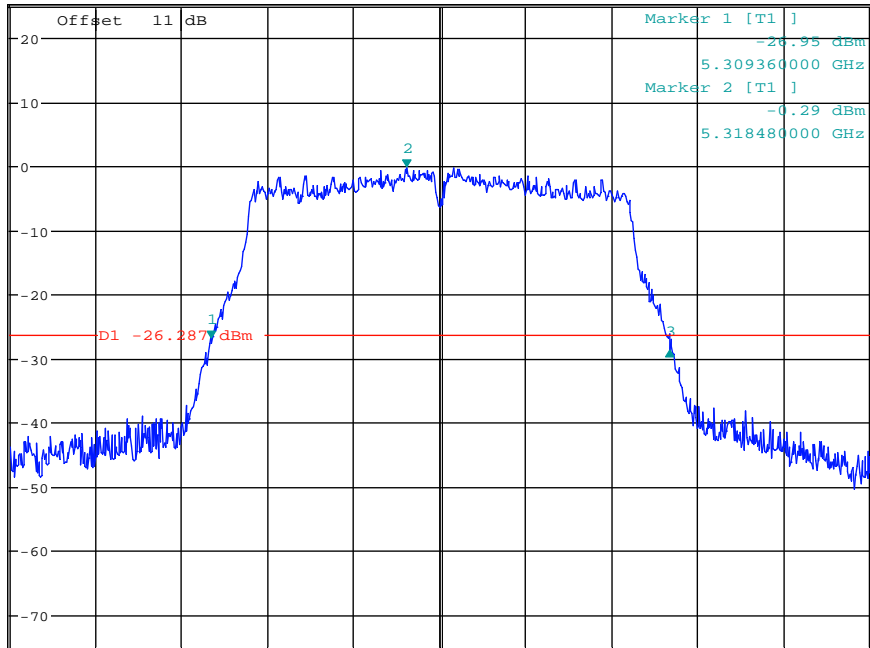
Date: 2.JAN.2018 16:45:21

Emission Bandwidth Measurement_11N20SISO_5320_Ant1



Ref 25 dBm * Att 20 dB * RBW 200 kHz Delta 3 [T1]
* VBW 500 kHz -1.85 dB
SWT 20 ms 21.360000000 MHz

1 PK VIEW



Center 5.32 GHz 4 MHz/ Span 40 MHz

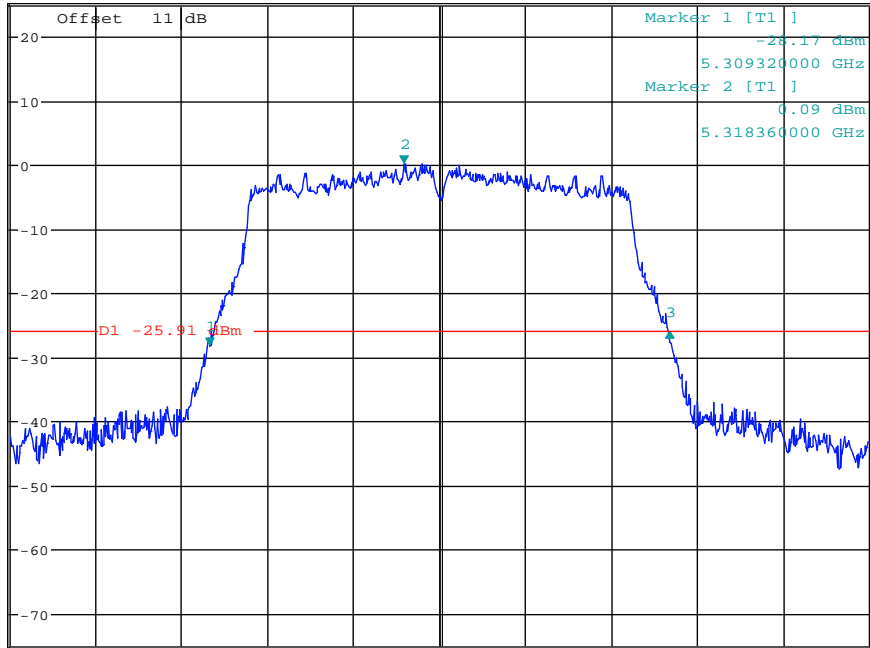
Date: 28.DEC.2017 20:48:59

Emission Bandwidth Measurement_11N20SISO_5320_Ant2



Ref 25 dBm * Att 20 dB * RBW 200 kHz Delta 3 [T1]
* VBW 500 kHz 2.02 dB
SWT 20 ms 21.360000000 MHz

1 PK VIEW



Center 5.32 GHz 4 MHz/ Span 40 MHz

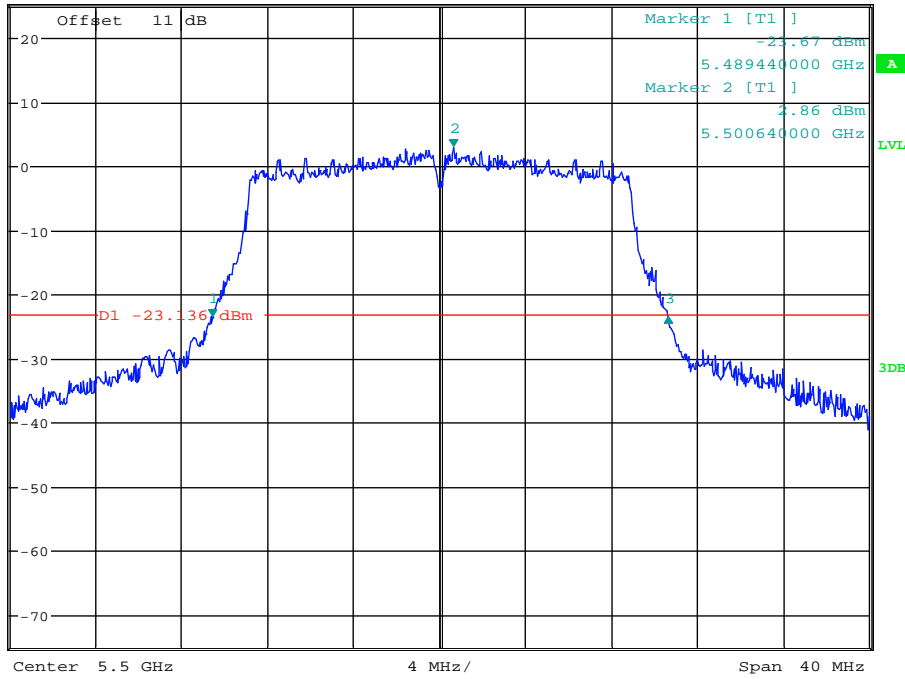
Date: 2.JAN.2018 16:50:02

Emission Bandwidth Measurement_11N20SISO_5500_Ant1



Ref 25 dBm * Att 20 dB * RBW 200 kHz Delta 3 [T1] 0.05 dB
* VBW 500 kHz 21.200000000 MHz
SWT 20 ms

1 PK VIEW



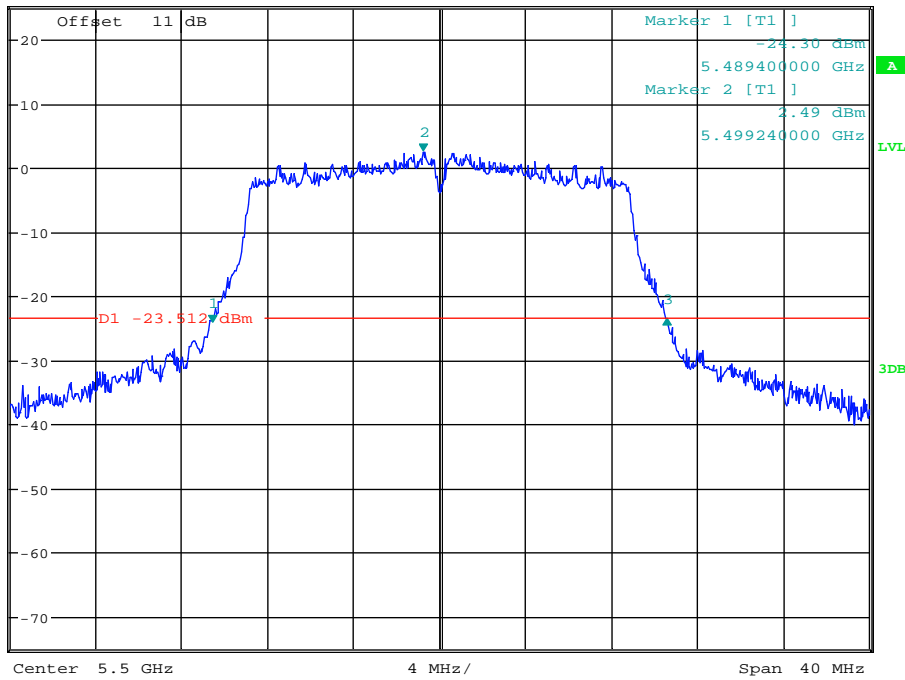
Date: 28.DEC.2017 20:54:17

Emission Bandwidth Measurement_11N20SISO_5500_Ant2



Ref 25 dBm * Att 20 dB * RBW 200 kHz Delta 3 [T1] 0.61 dB
* VBW 500 kHz 21.160000000 MHz
SWT 20 ms

1 PK VIEW



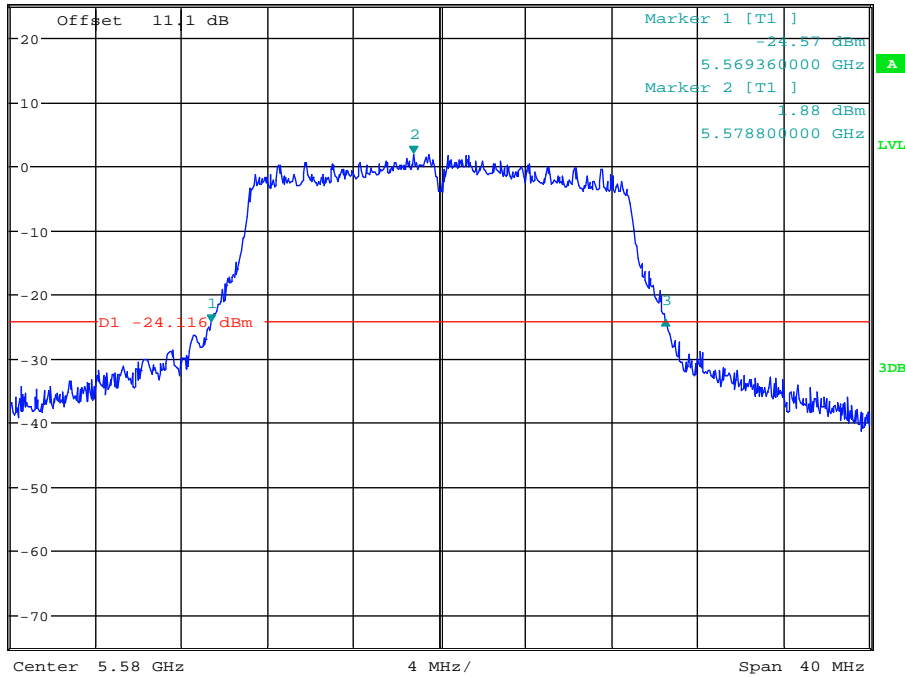
Date: 2.JAN.2018 16:55:24

Emission Bandwidth Measurement_11N20SISO_5580_Ant1



Ref 25 dBm * Att 20 dB * RBW 200 kHz Delta 3 [T1]
* VBW 500 kHz 0.45 dB
SWT 20 ms 21.160000000 MHz

1 PK VIEW



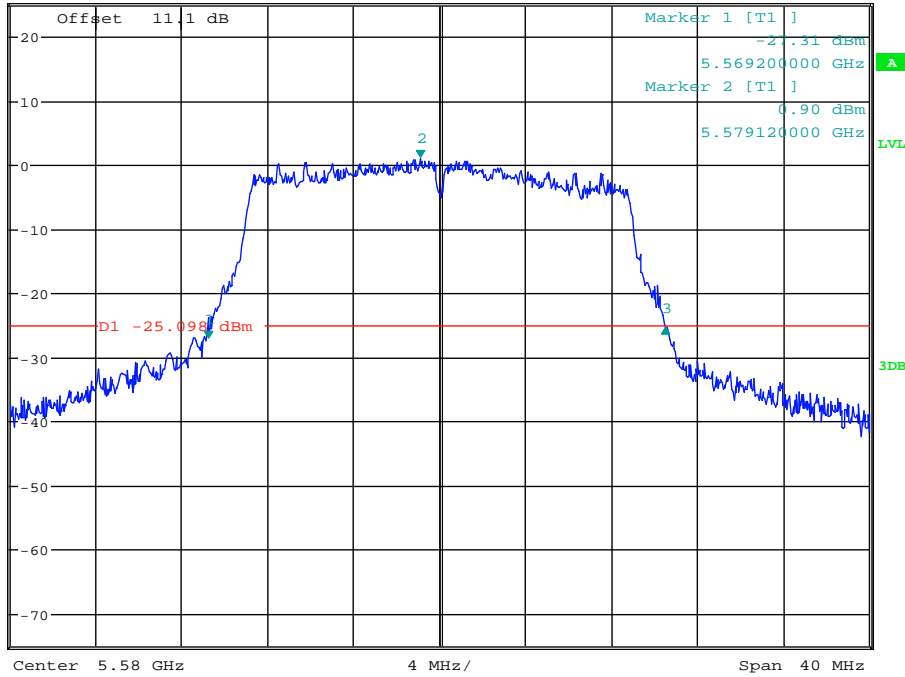
Date: 28.DEC.2017 21:00:51

Emission Bandwidth Measurement_11N20SISO_5580_Ant2



Ref 25 dBm * Att 20 dB * RBW 200 kHz Delta 3 [T1]
* VBW 500 kHz 1.85 dB
SWT 20 ms 21.320000000 MHz

1 PK VIEW



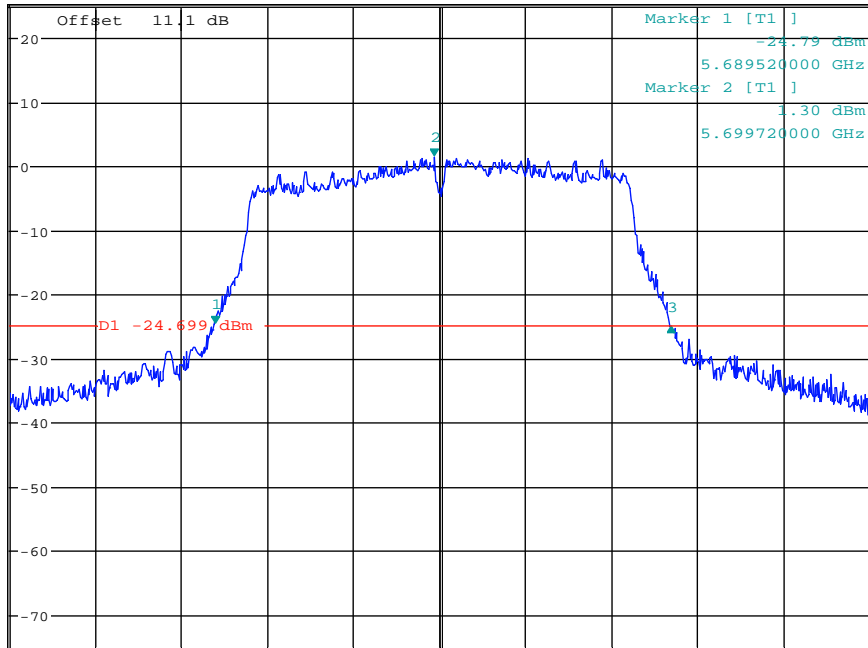
Date: 2.JAN.2018 17:00:54

Emission Bandwidth Measurement_11N20SISO_5700_Ant1



Ref 25 dBm * Att 20 dB * RBW 200 kHz Delta 3 [T1]
* VBW 500 kHz -0.29 dB
SWT 20 ms 21.240000000 MHz

1 PK
VIEW



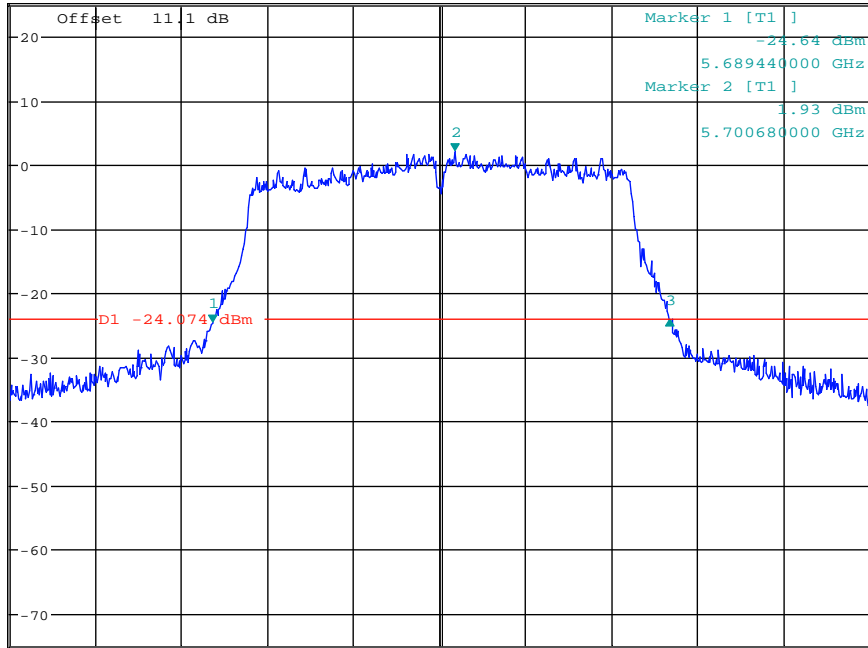
Date: 28.DEC.2017 21:09:14

Emission Bandwidth Measurement_11N20SISO_5700_Ant2



Ref 25 dBm * Att 20 dB * RBW 200 kHz Delta 3 [T1]
* VBW 500 kHz 0.31 dB
SWT 20 ms 21.280000000 MHz

1 PK
VIEW



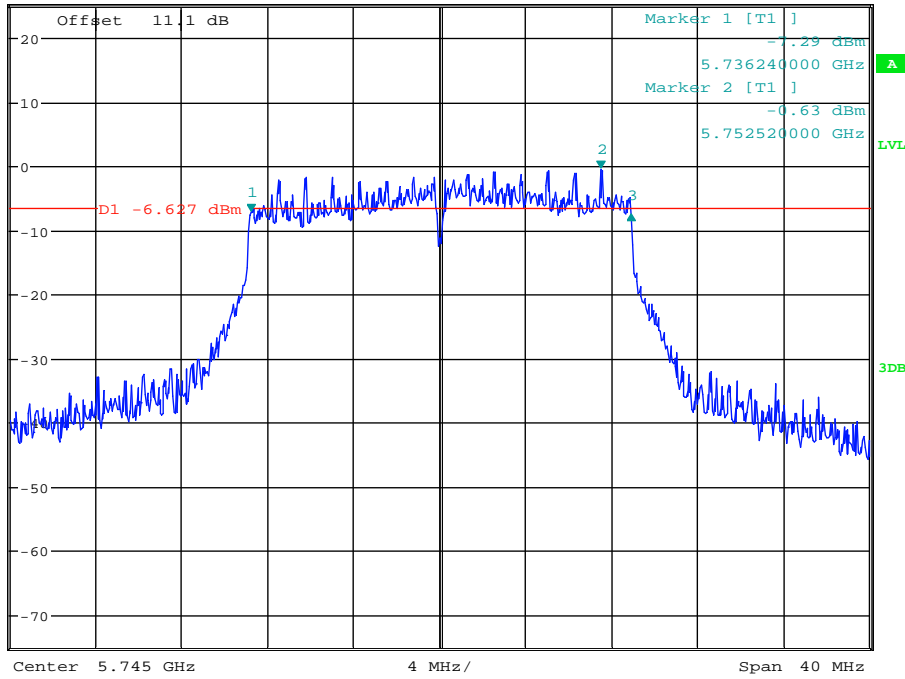
Date: 2.JAN.2018 17:05:38

Emission Bandwidth Measurement_11N20SISO_5745_Ant1



Ref 25 dBm * Att 20 dB * RBW 100 kHz Delta 3 [T1]
* VBW 300 kHz -0.31 dB
SWT 20 ms 17.680000000 MHz

1 PK VIEW



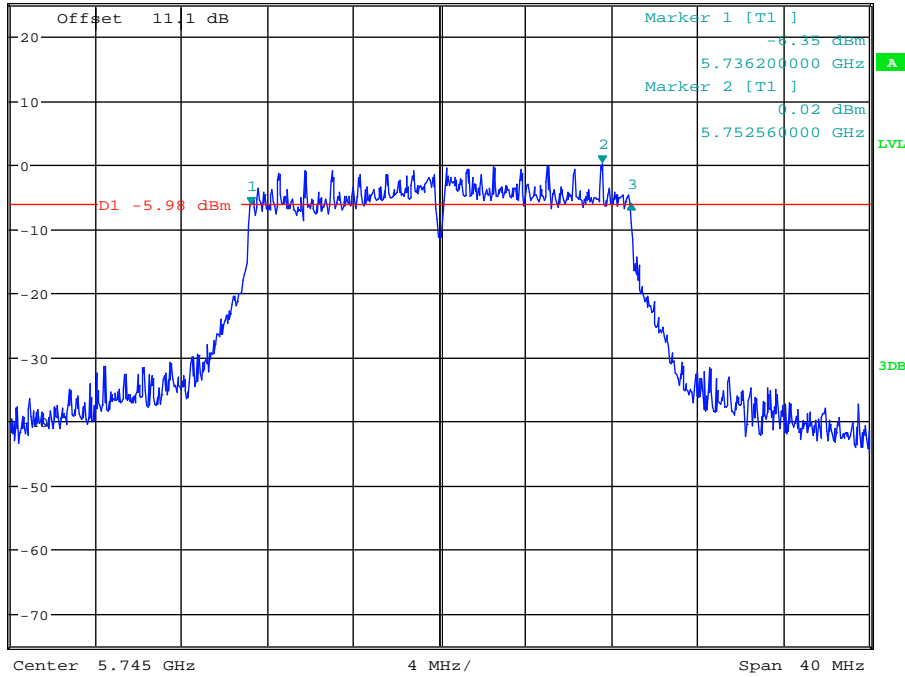
Date: 28.DEC.2017 21:14:47

Emission Bandwidth Measurement_11N20SISO_5745_Ant2



Ref 25 dBm * Att 20 dB * RBW 100 kHz Delta 3 [T1]
* VBW 300 kHz 0.12 dB
SWT 20 ms 17.680000000 MHz

1 PK VIEW



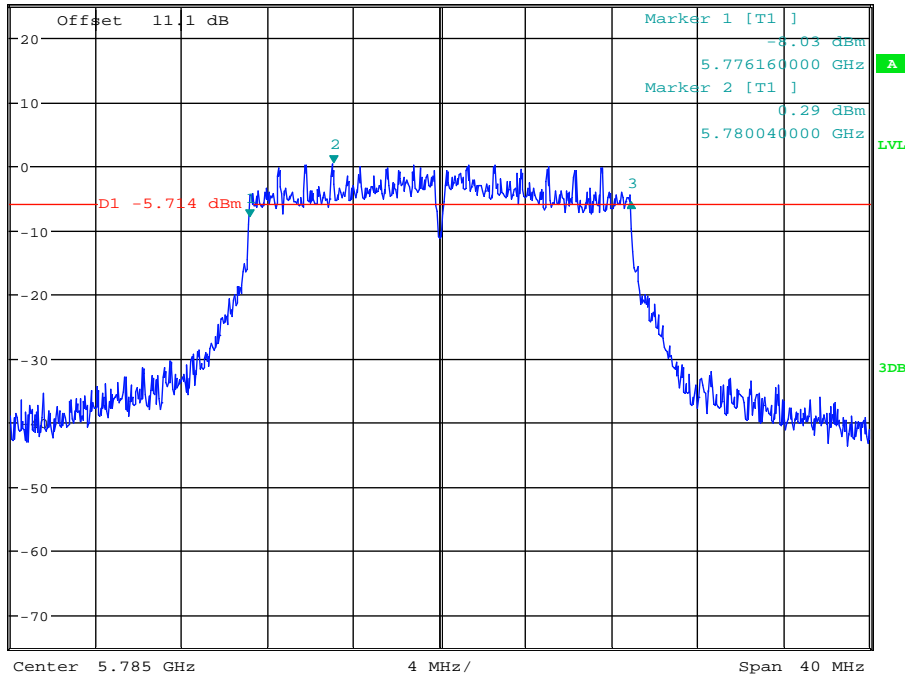
Date: 2.JAN.2018 17:32:59

Emission Bandwidth Measurement_11N20SISO_5785_Ant1



Ref 25 dBm * Att 20 dB * RBW 100 kHz Delta 3 [T1]
* VBW 300 kHz 2.23 dB
SWT 20 ms 17.720000000 MHz

1 PK VIEW



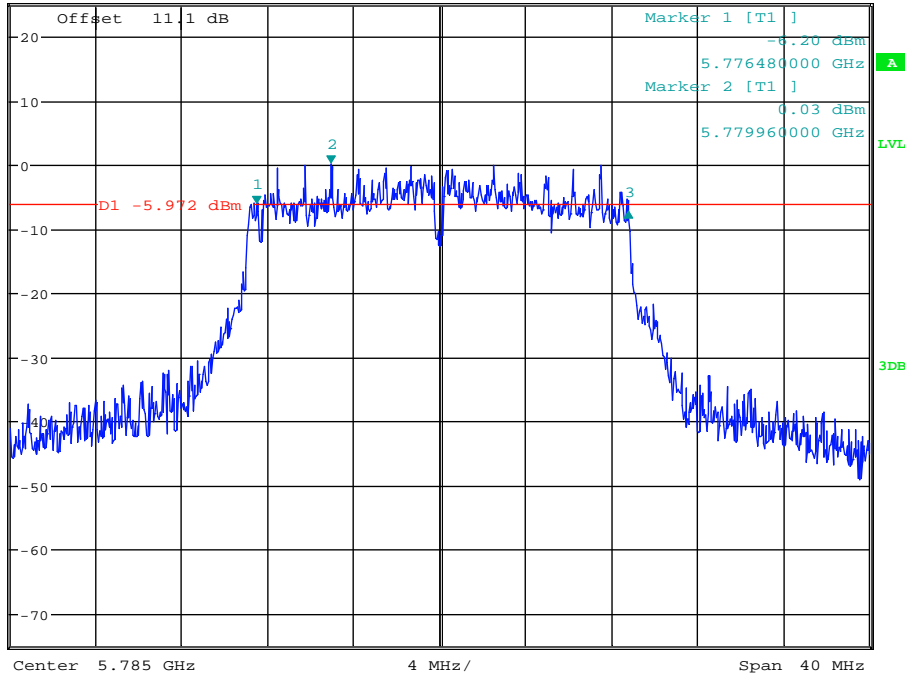
Date: 28.DEC.2017 21:19:56

Emission Bandwidth Measurement_11N20SISO_5785_Ant2



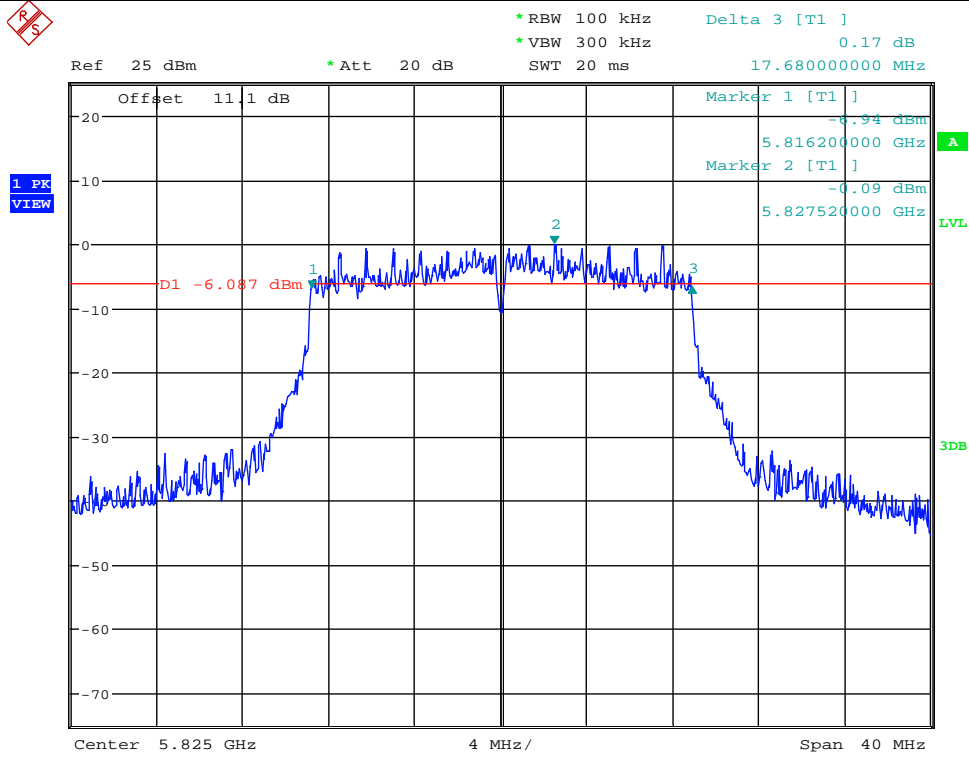
Ref 25 dBm * Att 20 dB * RBW 100 kHz Delta 3 [T1]
* VBW 300 kHz -1.33 dB
SWT 20 ms 17.320000000 MHz

1 PK VIEW



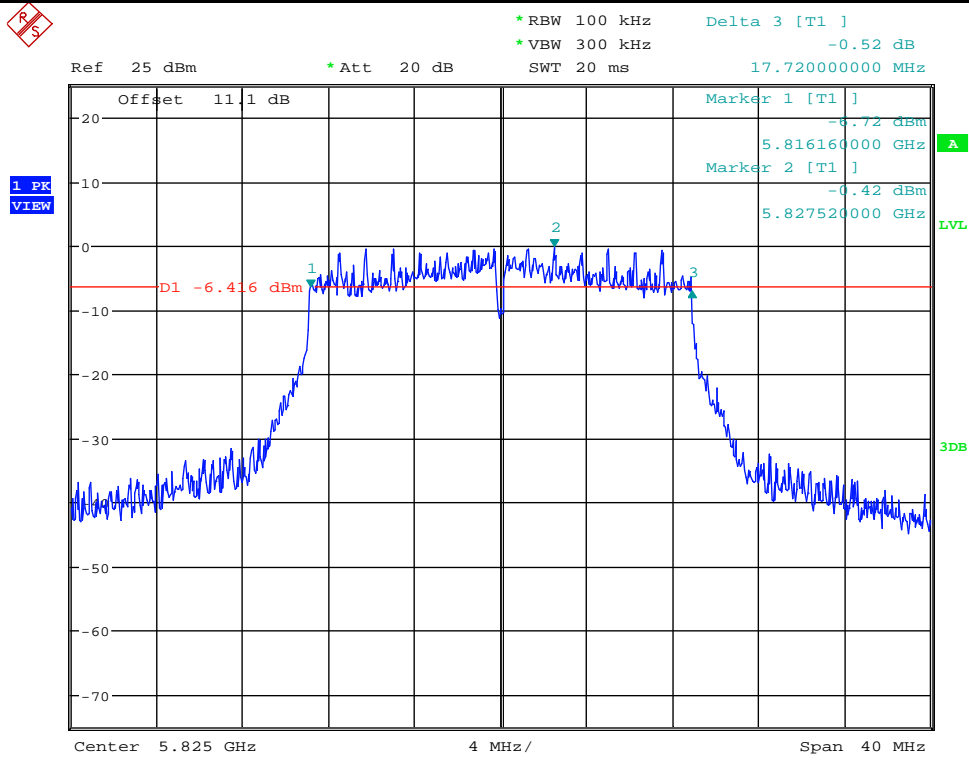
Date: 3.JAN.2018 14:25:00

Emission Bandwidth Measurement_11N20SISO_5825_Ant1



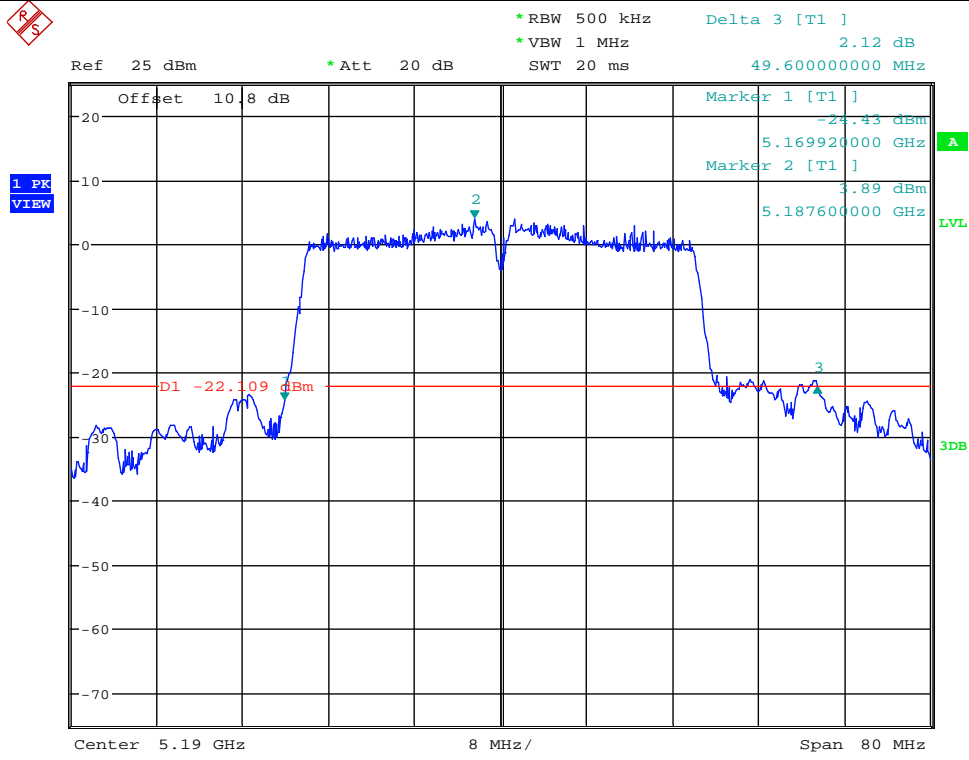
Date: 28.DEC.2017 21:27:53

Emission Bandwidth Measurement_11N20SISO_5825_Ant2



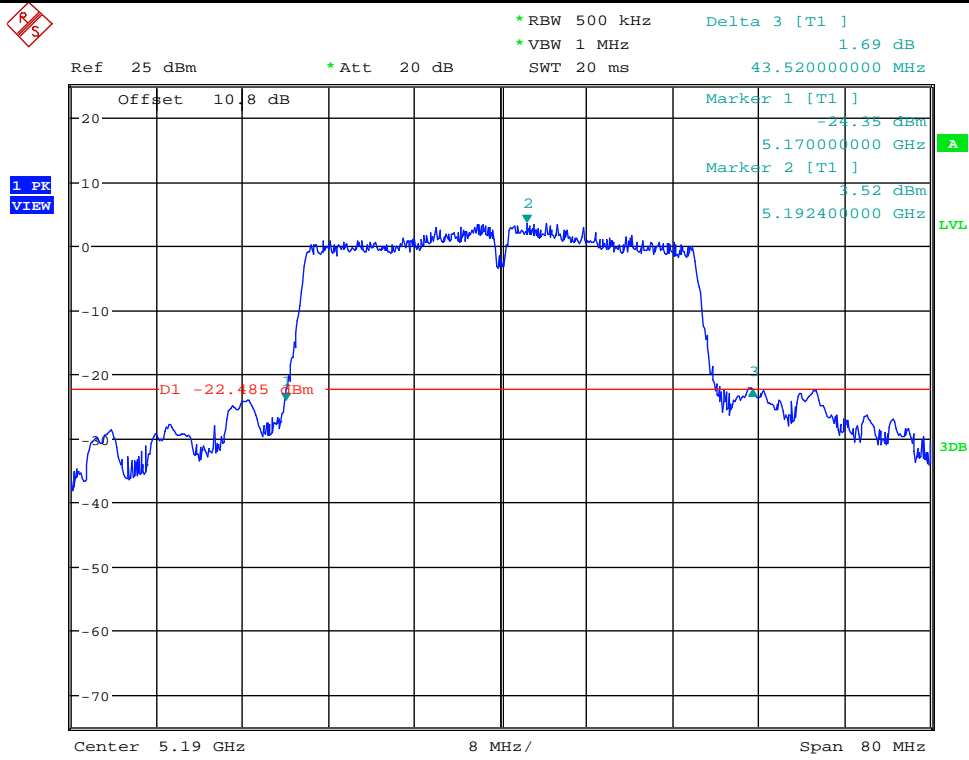
Date: 3.JAN.2018 14:29:14

Emission Bandwidth Measurement_11N40SISO_5190_Ant1



Date: 28.DEC.2017 21:33:45

Emission Bandwidth Measurement_11N40SISO_5190_Ant2



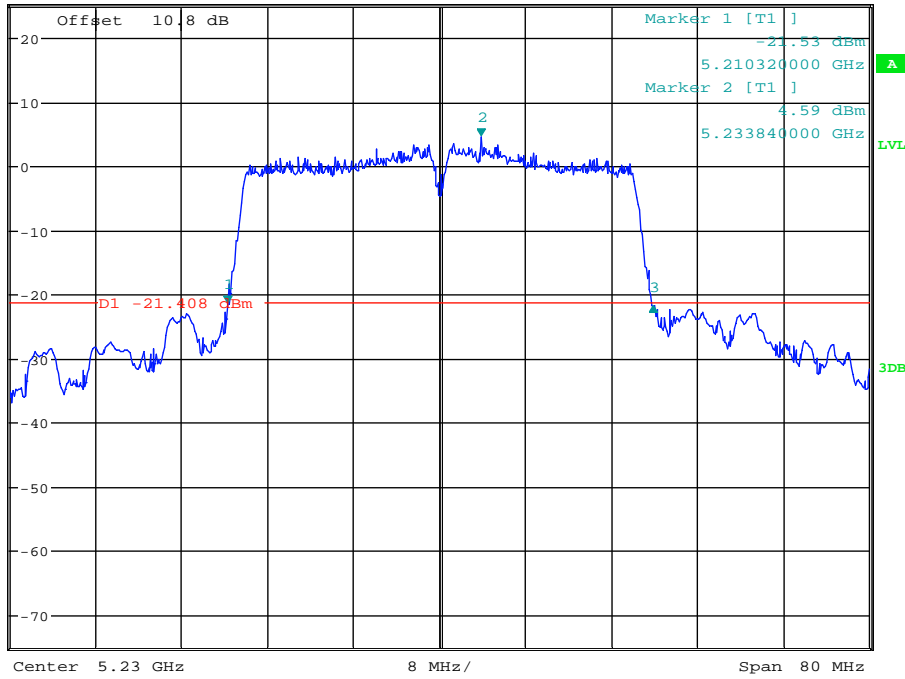
Date: 3.JAN.2018 14:34:24

Emission Bandwidth Measurement_11N40SISO_5230_Ant1



Ref 25 dBm * Att 20 dB * RBW 500 kHz Delta 3 [T1]
* VBW 1 MHz -0.36 dB
SWT 20 ms 39.520000000 MHz

1 PK VIEW



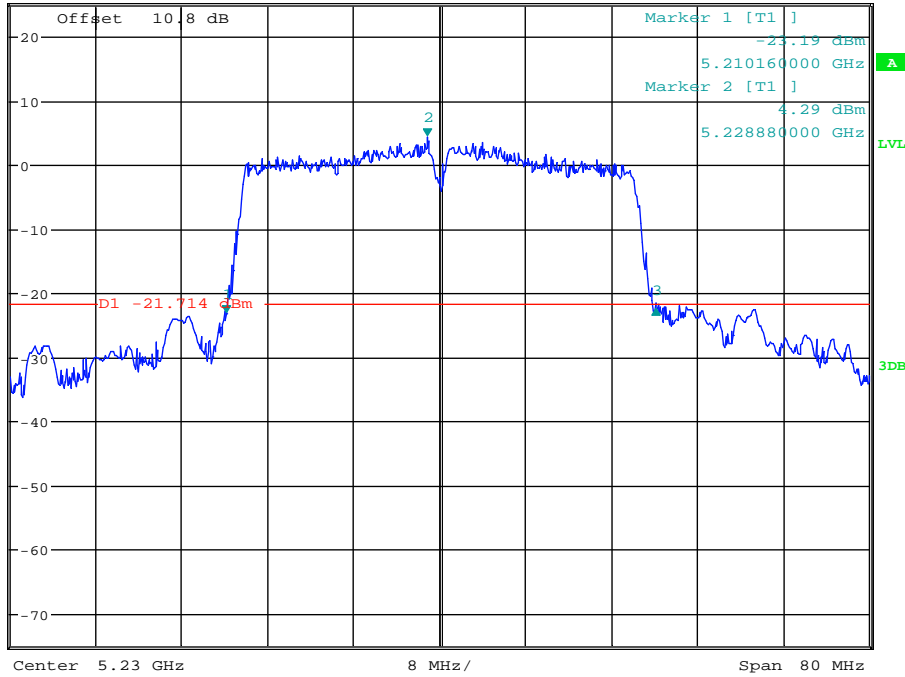
Date: 28.DEC.2017 21:38:53

Emission Bandwidth Measurement_11N40SISO_5230_Ant2



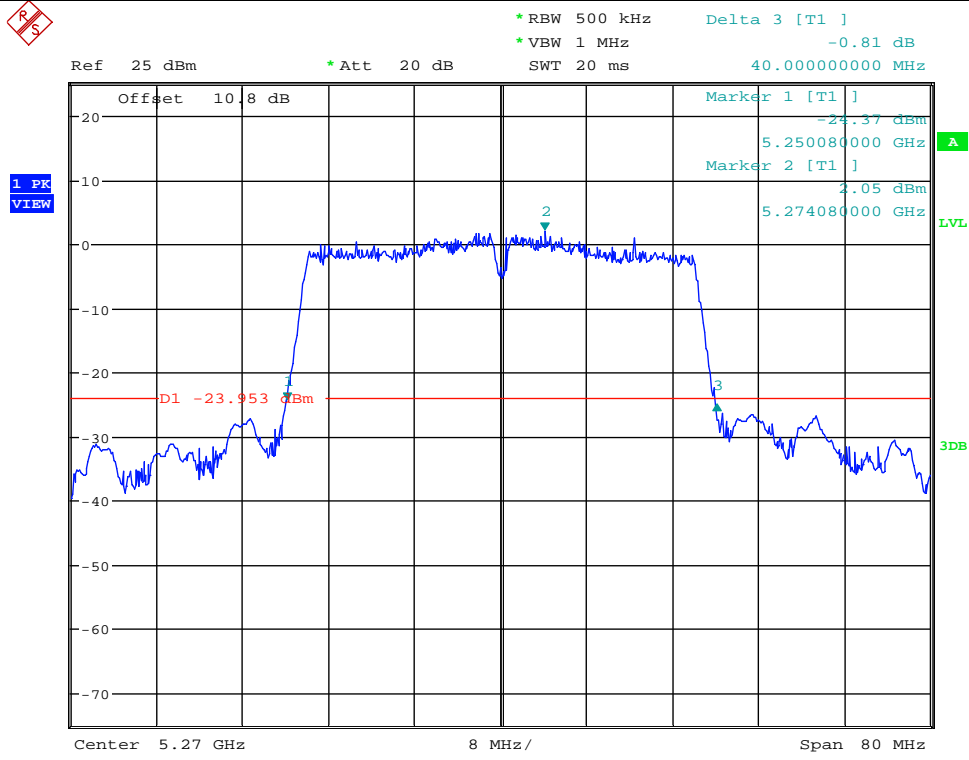
Ref 25 dBm * Att 20 dB * RBW 500 kHz Delta 3 [T1]
* VBW 1 MHz 0.56 dB
SWT 20 ms 40.000000000 MHz

1 PK VIEW



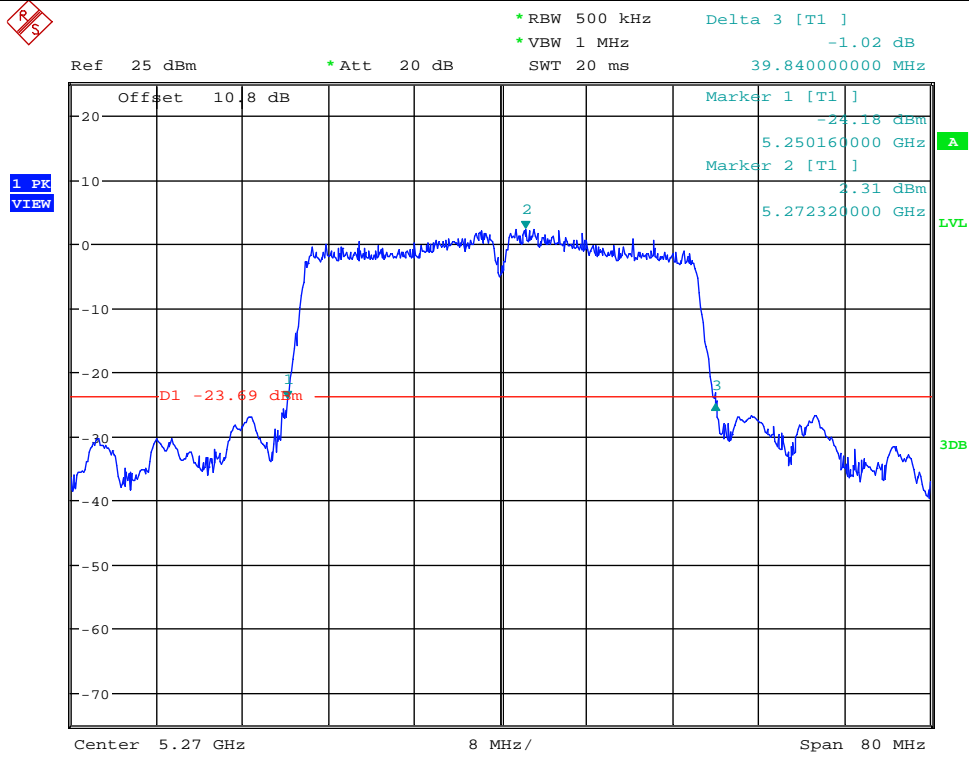
Date: 3.JAN.2018 14:40:44

Emission Bandwidth Measurement_11N40SISO_5270_Ant1



Date: 28.DEC.2017 21:45:34

Emission Bandwidth Measurement_11N40SISO_5270_Ant2



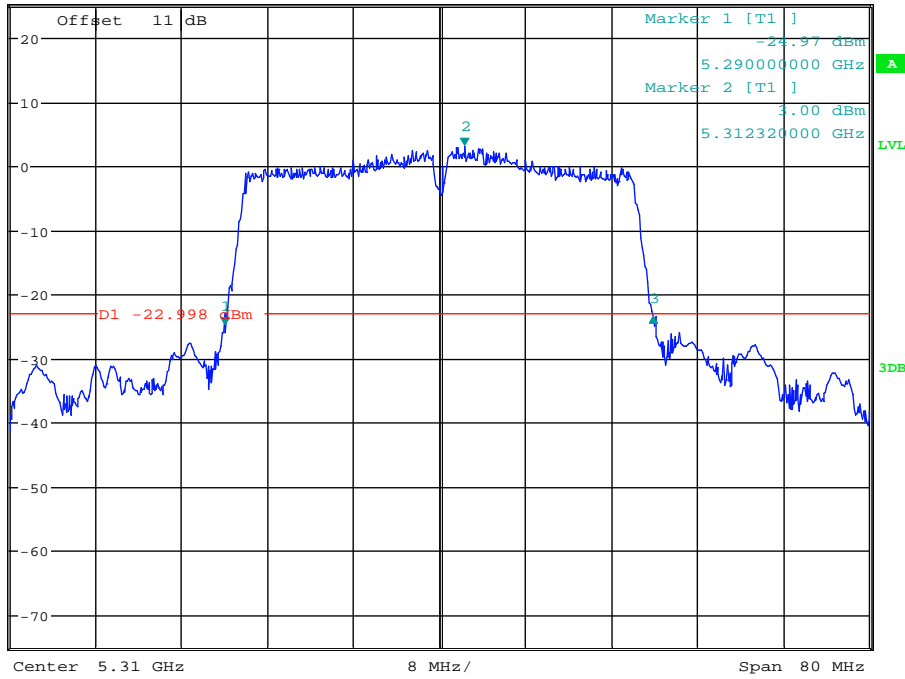
Date: 3.JAN.2018 14:45:48

Emission Bandwidth Measurement_11N40SISO_5310_Ant1



Ref 25 dBm * Att 20 dB * RBW 500 kHz Delta 3 [T1]
* VBW 1 MHz 1.33 dB
SWT 20 ms 39.920000000 MHz

1 PK VIEW



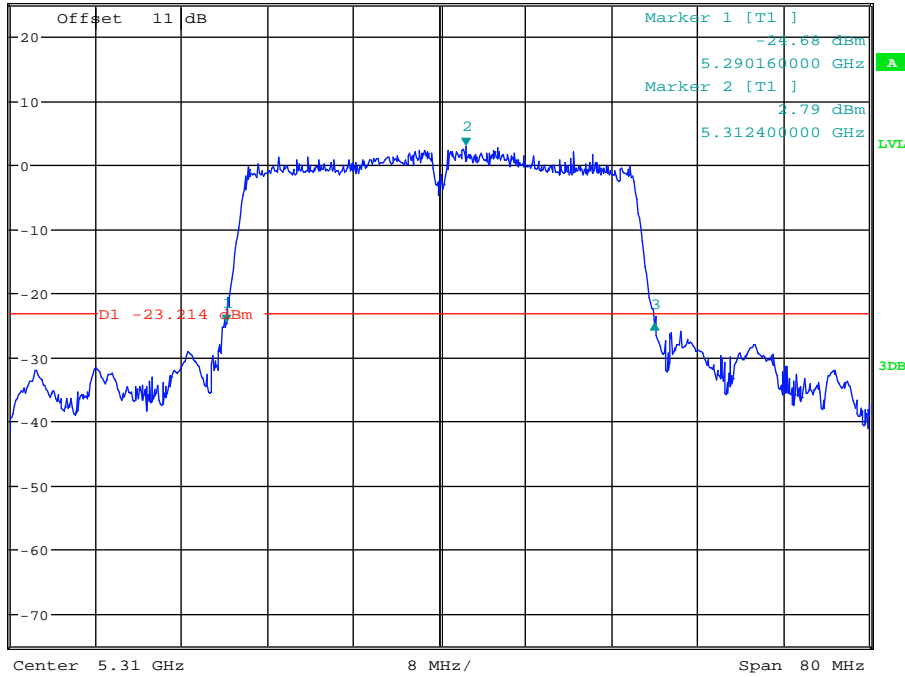
Date: 28.DEC.2017 21:50:22

Emission Bandwidth Measurement_11N40SISO_5310_Ant2



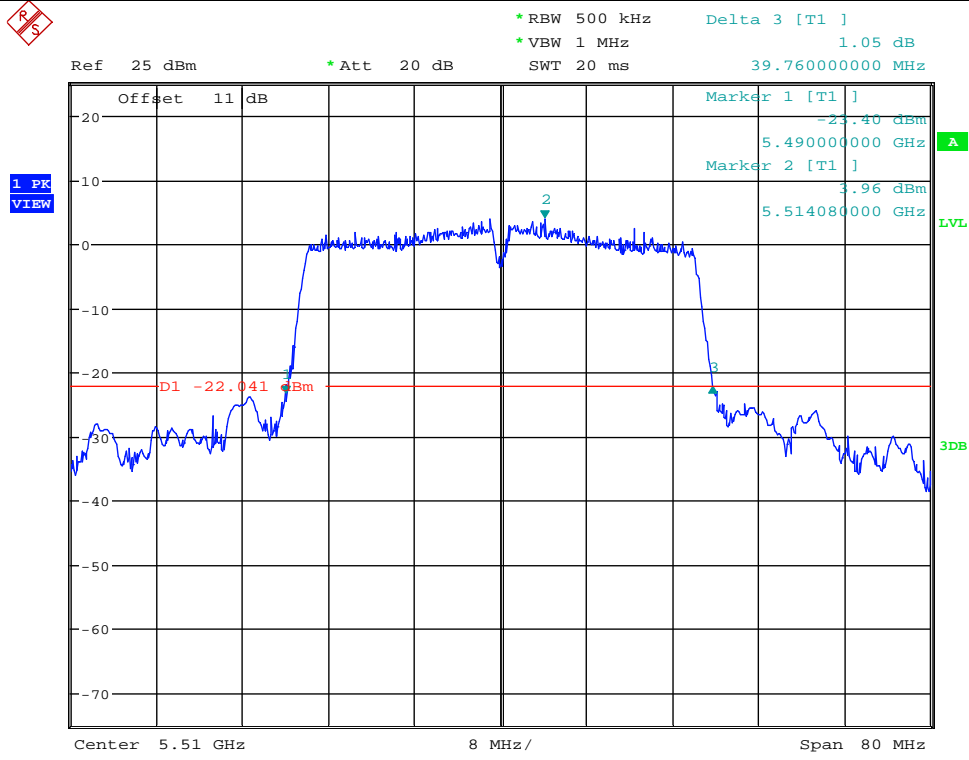
Ref 25 dBm * Att 20 dB * RBW 500 kHz Delta 3 [T1]
* VBW 1 MHz -0.12 dB
SWT 20 ms 39.840000000 MHz

1 PK VIEW



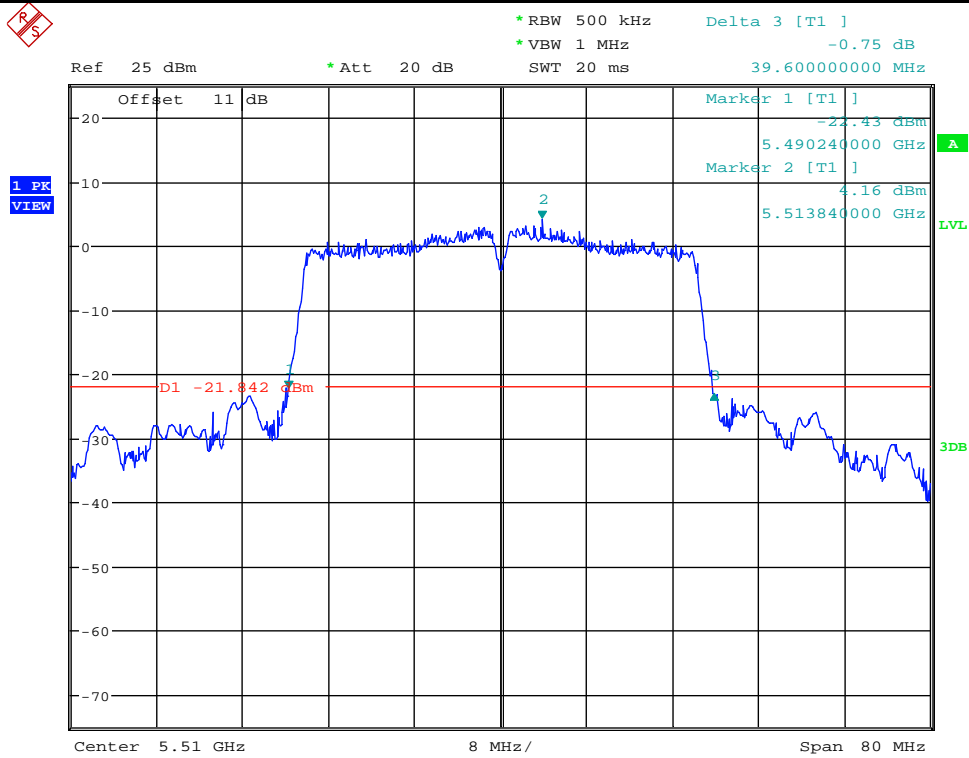
Date: 3.JAN.2018 14:50:38

Emission Bandwidth Measurement_11N40SISO_5510_Ant1



Date: 28.DEC.2017 21:56:10

Emission Bandwidth Measurement_11N40SISO_5510_Ant2



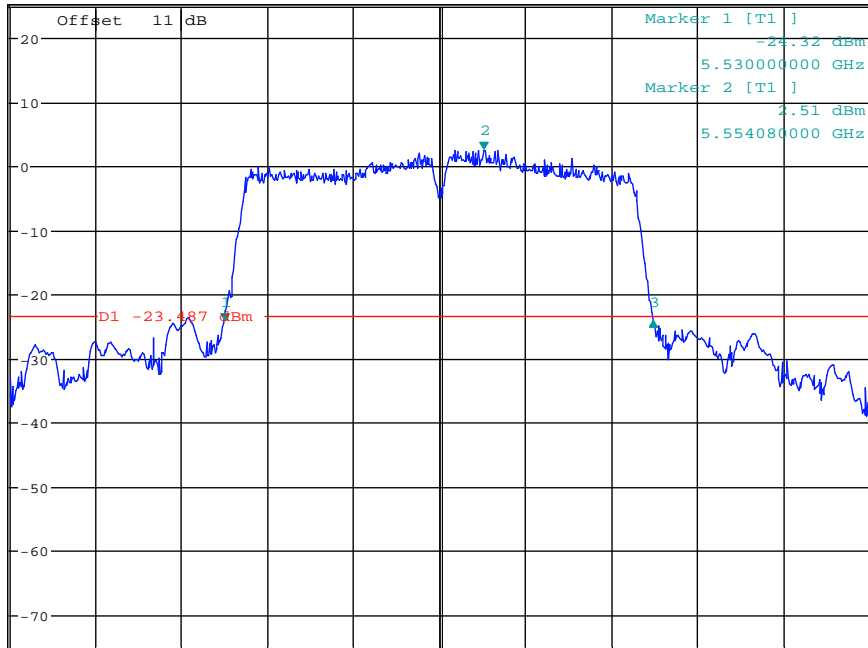
Date: 3.JAN.2018 14:55:34

Emission Bandwidth Measurement_11N40SISO_5550_Ant1



Ref 25 dBm * Att 20 dB * RBW 500 kHz Delta 3 [T1]
* VBW 1 MHz 0.09 dB
SWT 20 ms 39.920000000 MHz

1 PK VIEW



Center 5.55 GHz 8 MHz/ Span 80 MHz

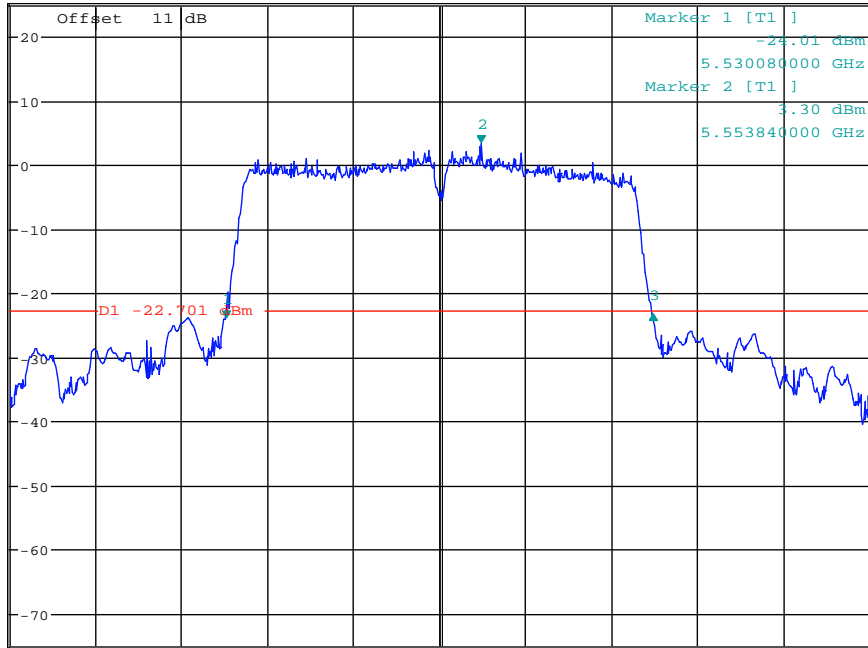
Date: 28.DEC.2017 22:00:54

Emission Bandwidth Measurement_11N40SISO_5550_Ant2



Ref 25 dBm * Att 20 dB * RBW 500 kHz Delta 3 [T1]
* VBW 1 MHz 0.51 dB
SWT 20 ms 39.760000000 MHz

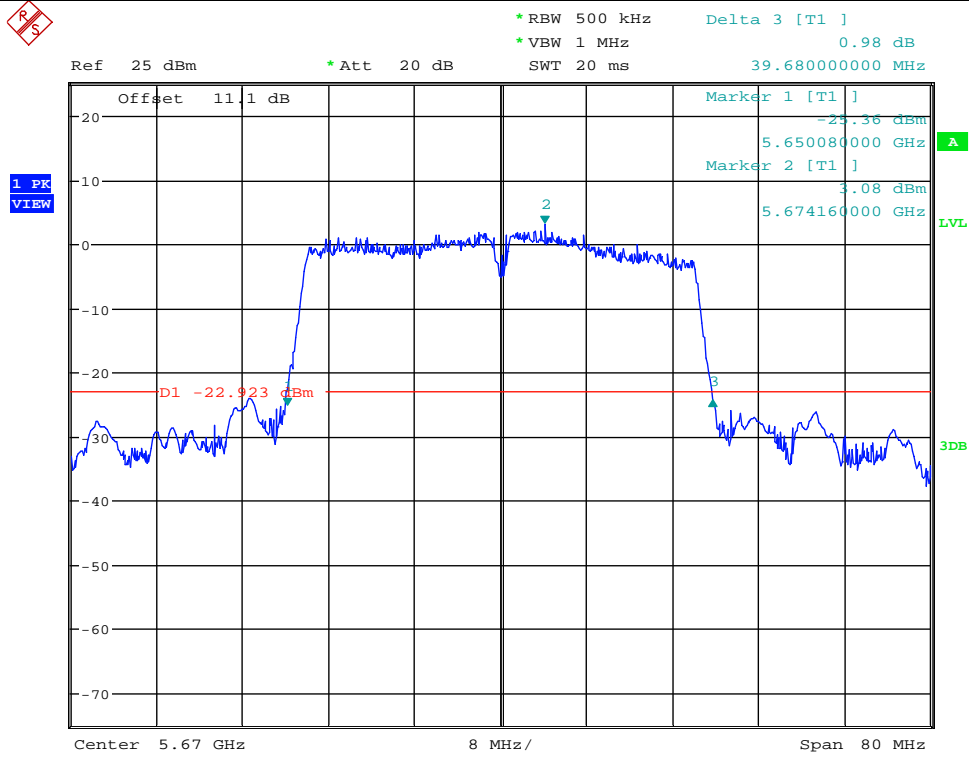
1 PK VIEW



Center 5.55 GHz 8 MHz/ Span 80 MHz

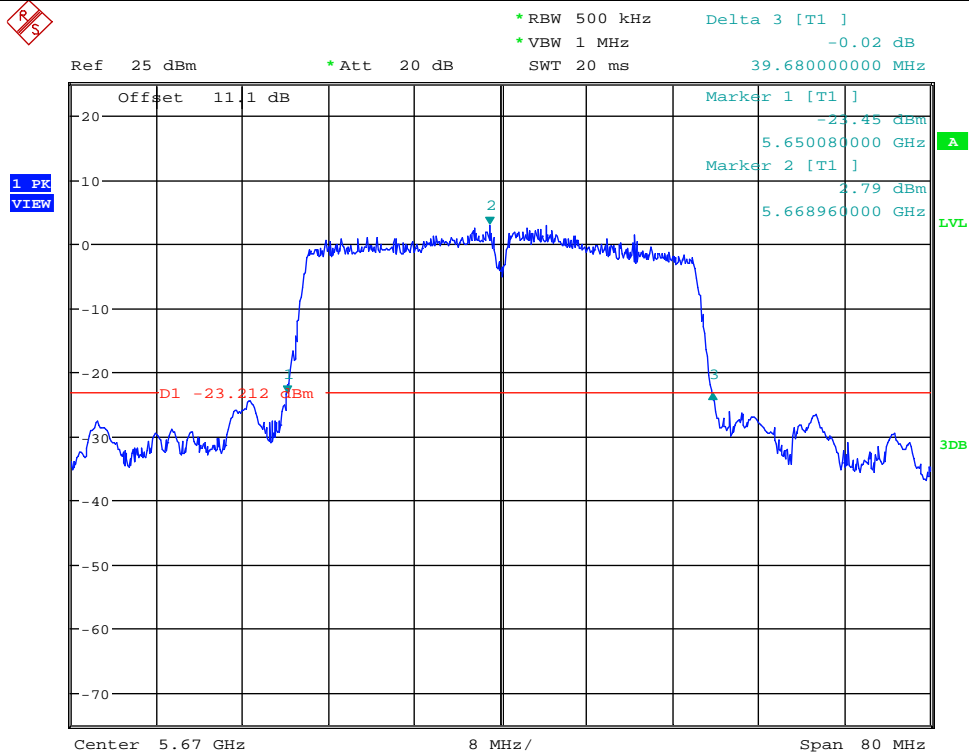
Date: 3.JAN.2018 15:01:29

Emission Bandwidth Measurement_11N40SISO_5670_Ant1



Date: 28.DEC.2017 22:06:32

Emission Bandwidth Measurement_11N40SISO_5670_Ant2



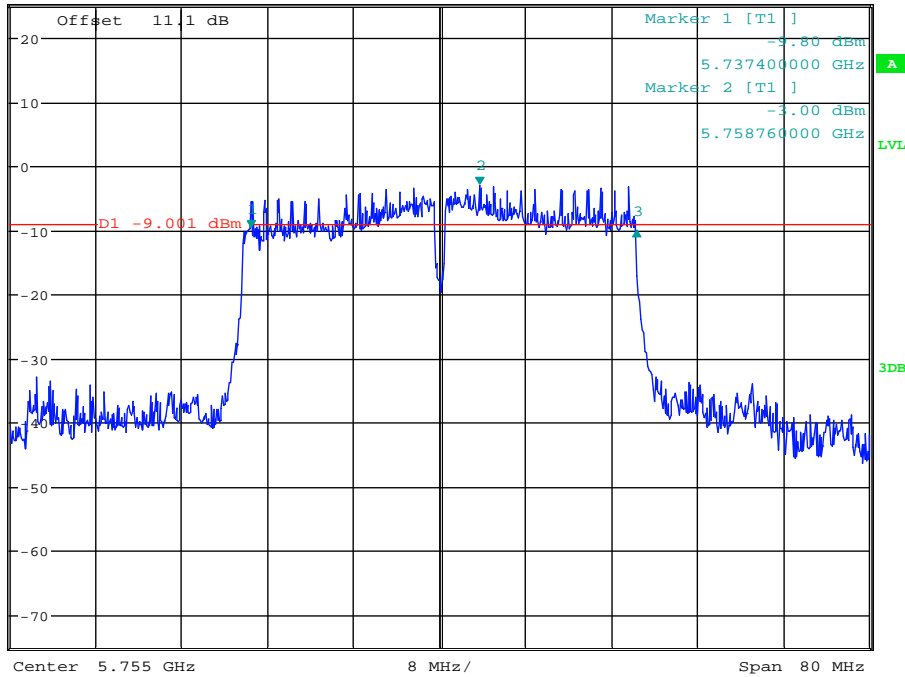
Date: 3.JAN.2018 15:05:36

Emission Bandwidth Measurement_11N40SISO_5755_Ant1



Ref 25 dBm * Att 20 dB * RBW 100 kHz Delta 3 [T1]
* VBW 300 kHz -0.37 dB
SWT 20 ms 35.920000000 MHz

1 PK
VIEW



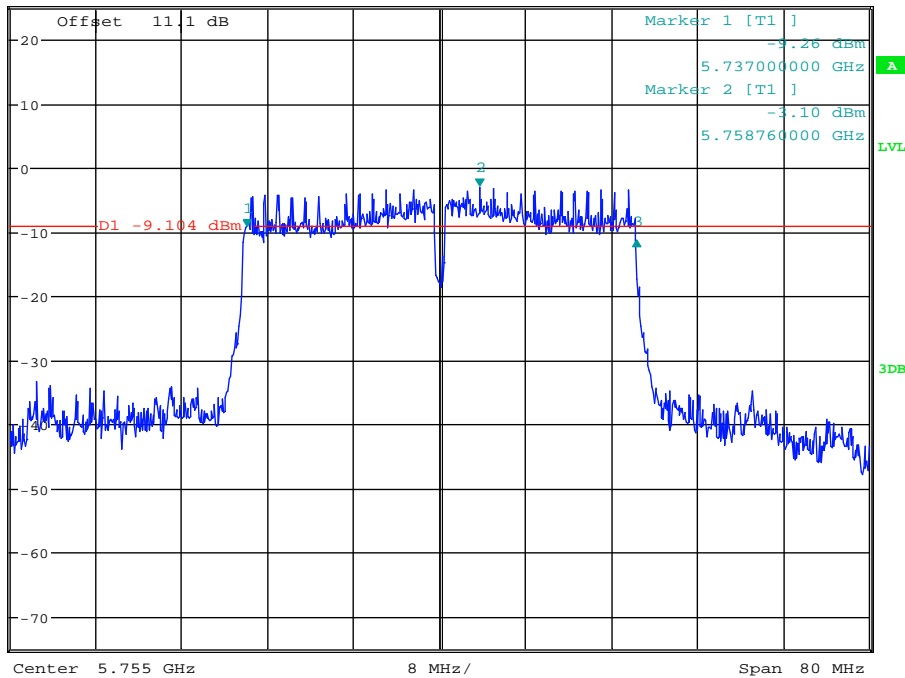
Date: 28.DEC.2017 22:11:10

Emission Bandwidth Measurement_11N40SISO_5755_Ant2



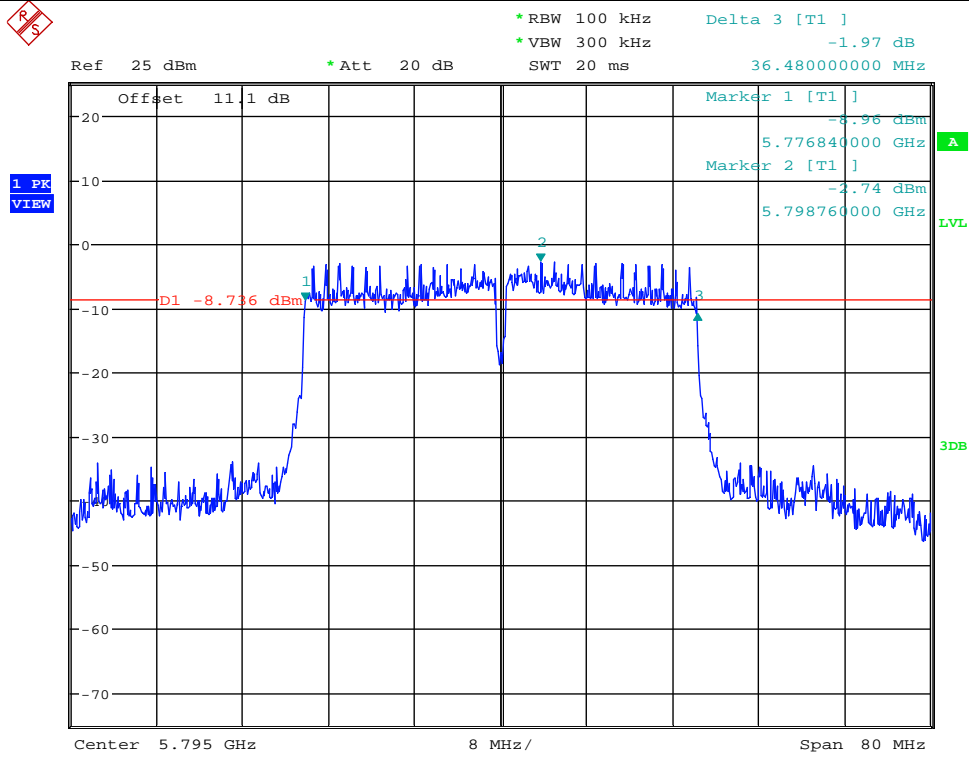
Ref 25 dBm * Att 20 dB * RBW 100 kHz Delta 3 [T1]
* VBW 300 kHz -2.15 dB
SWT 20 ms 36.320000000 MHz

1 PK
VIEW



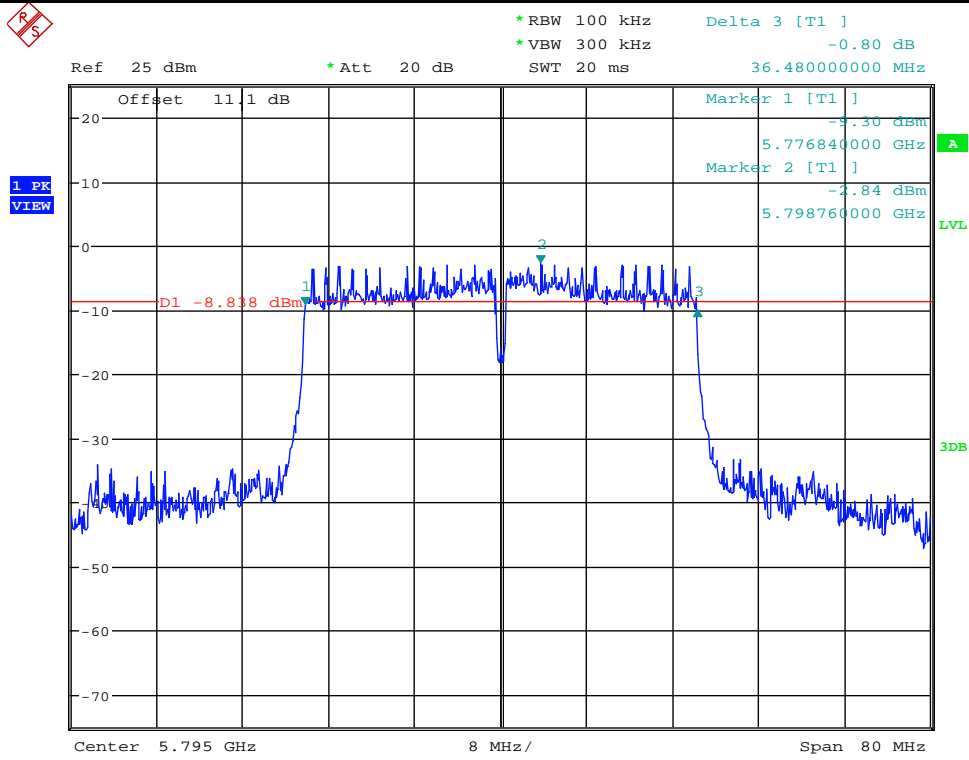
Date: 3.JAN.2018 15:10:56

Emission Bandwidth Measurement_11N40SISO_5795_Ant1



Date: 28.DEC.2017 22:18:19

Emission Bandwidth Measurement_11N40SISO_5795_Ant2



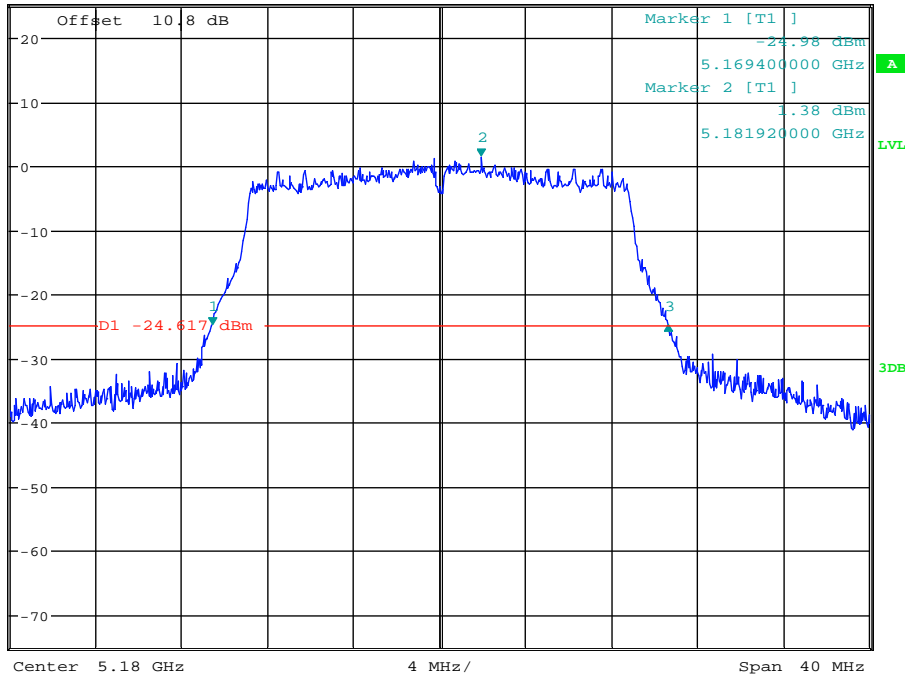
Date: 3.JAN.2018 15:16:06

Emission Bandwidth Measurement_11AC20SISO_5180_Ant1



Ref 25 dBm * Att 20 dB * RBW 200 kHz Delta 3 [T1]
* VBW 500 kHz 0.19 dB
SWT 20 ms 21.240000000 MHz

1 PK VIEW



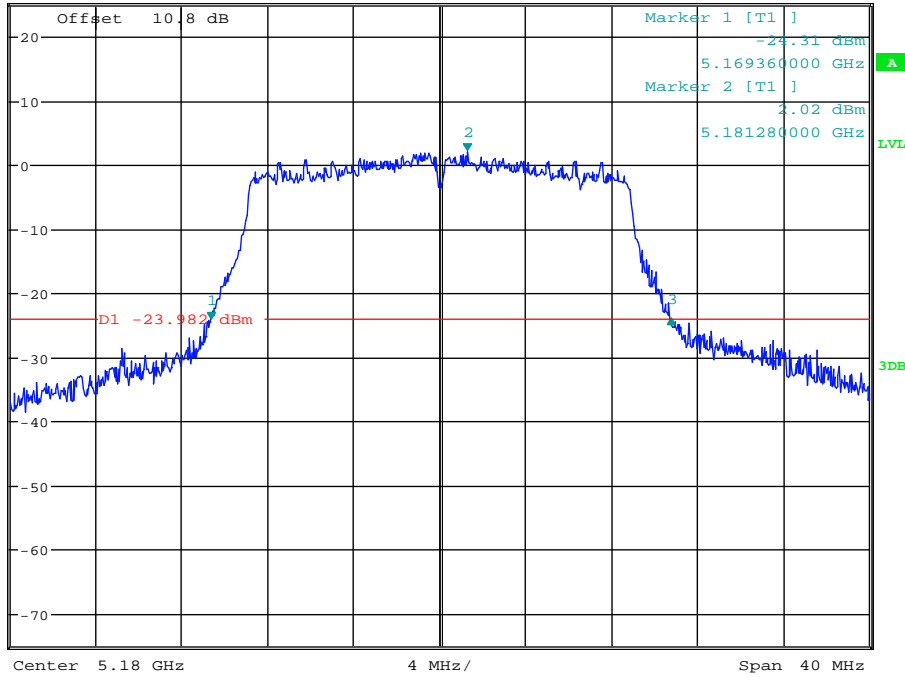
Date: 29.DEC.2017 19:55:22

Emission Bandwidth Measurement_11AC20SISO_5180_Ant2



Ref 25 dBm * Att 20 dB * RBW 200 kHz Delta 3 [T1]
* VBW 500 kHz 0.23 dB
SWT 20 ms 21.400000000 MHz

1 PK VIEW



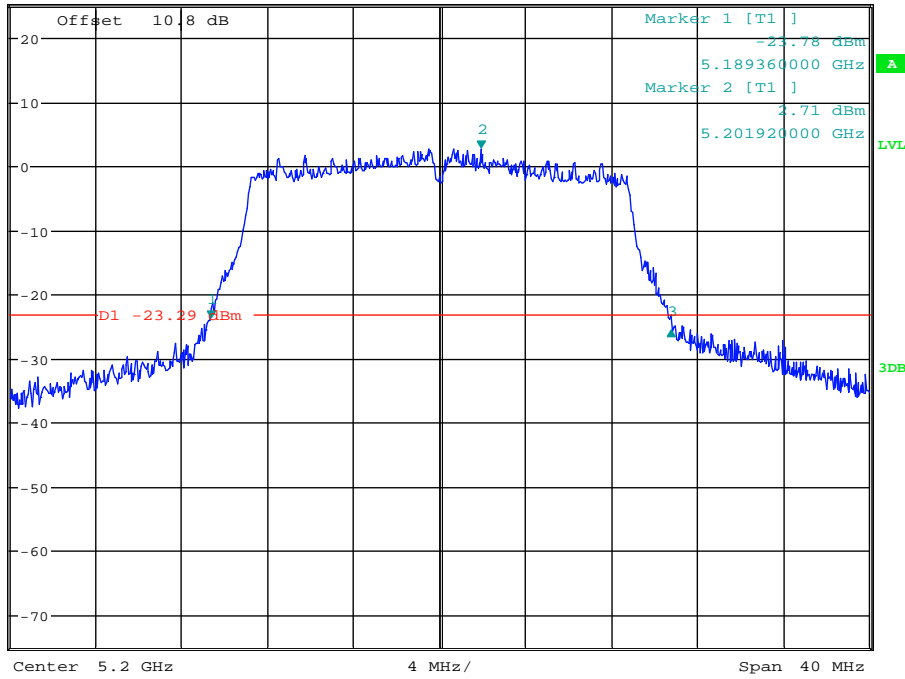
Date: 3.JAN.2018 15:20:54

Emission Bandwidth Measurement_11AC20SISO_5200_Ant1



Ref 25 dBm * Att 20 dB * RBW 200 kHz Delta 3 [T1]
* VBW 500 kHz -1.90 dB
SWT 20 ms 21.440000000 MHz

1 PK VIEW



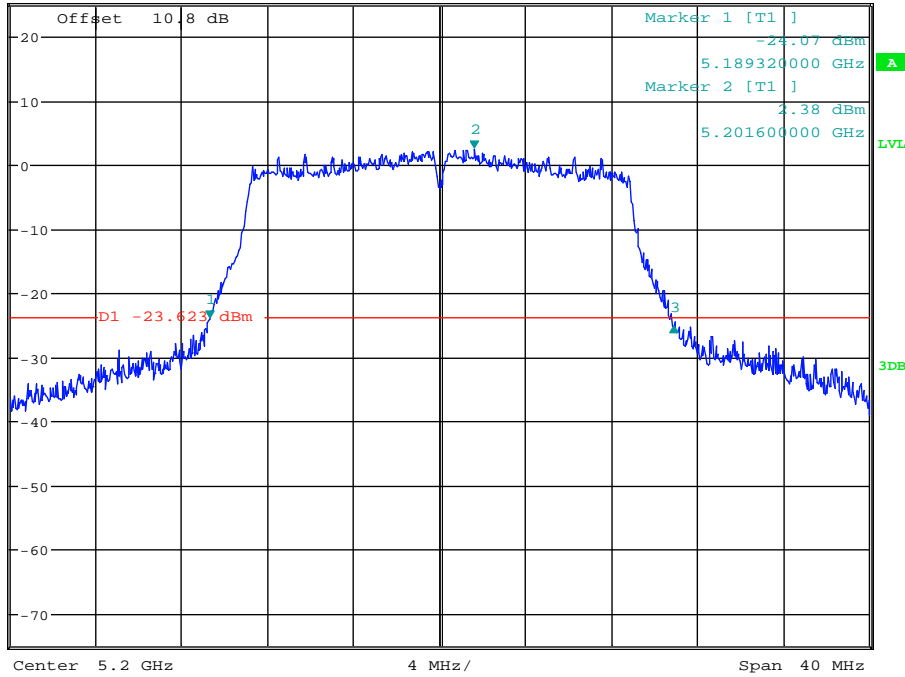
Date: 29.DEC.2017 19:58:36

Emission Bandwidth Measurement_11AC20SISO_5200_Ant2



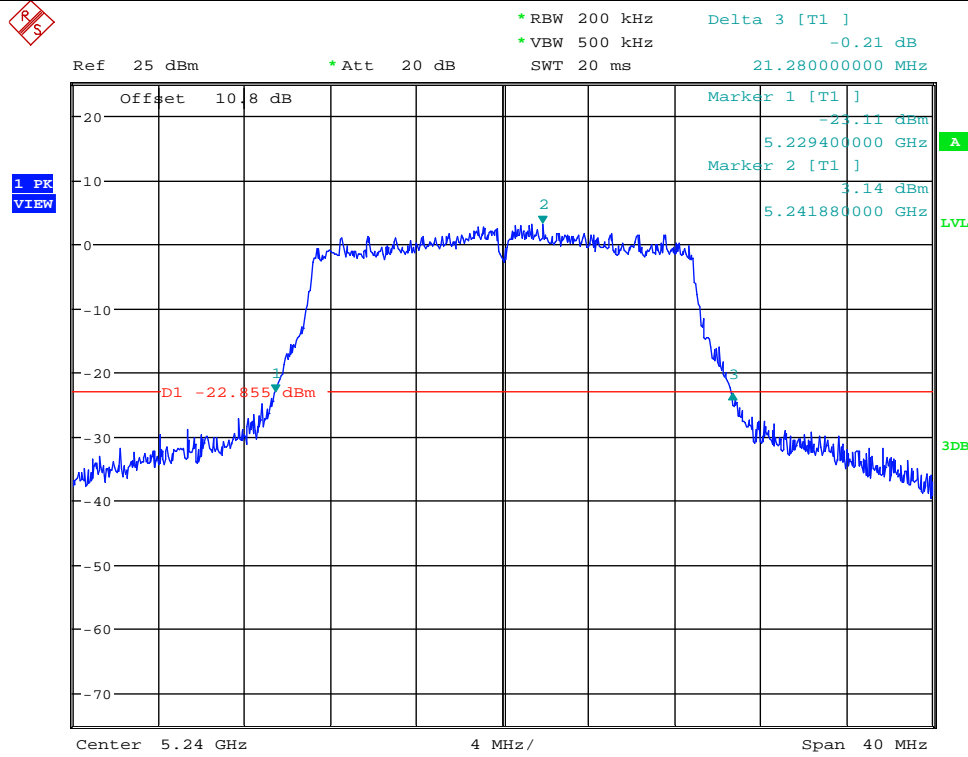
Ref 25 dBm * Att 20 dB * RBW 200 kHz Delta 3 [T1]
* VBW 500 kHz -1.28 dB
SWT 20 ms 21.560000000 MHz

1 PK VIEW



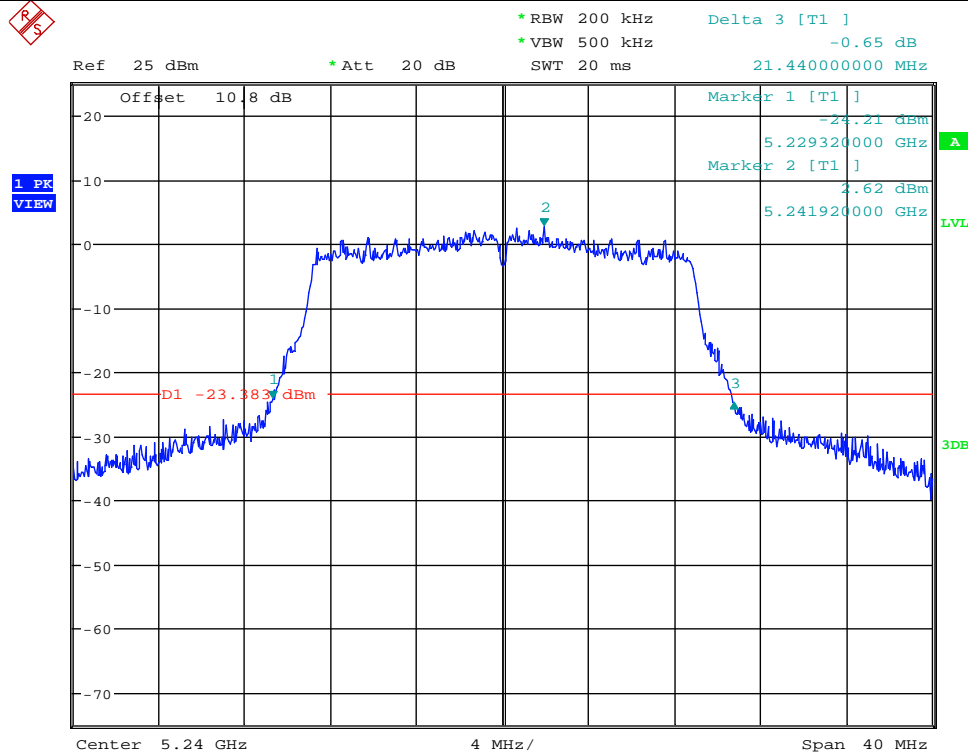
Date: 3.JAN.2018 15:26:04

Emission Bandwidth Measurement_11AC20SISO_5240_Ant1



Date: 29.DEC.2017 20:03:57

Emission Bandwidth Measurement_11AC20SISO_5240_Ant2



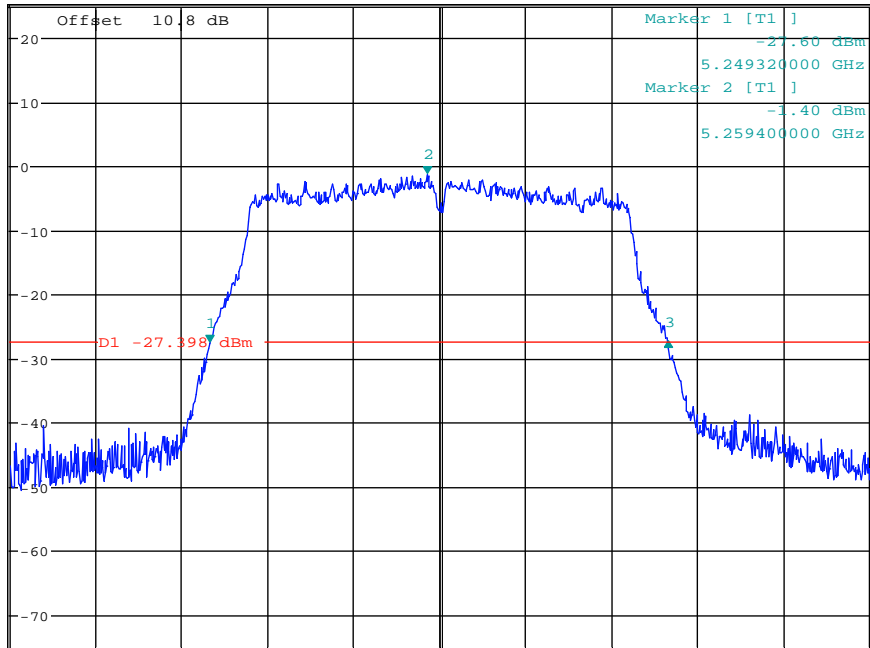
Date: 3.JAN.2018 15:30:56

Emission Bandwidth Measurement_11AC20SISO_5260_Ant1



Ref 25 dBm * Att 20 dB * RBW 200 kHz Delta 3 [T1]
* VBW 500 kHz 0.11 dB
SWT 20 ms 21.320000000 MHz

1 PK VIEW



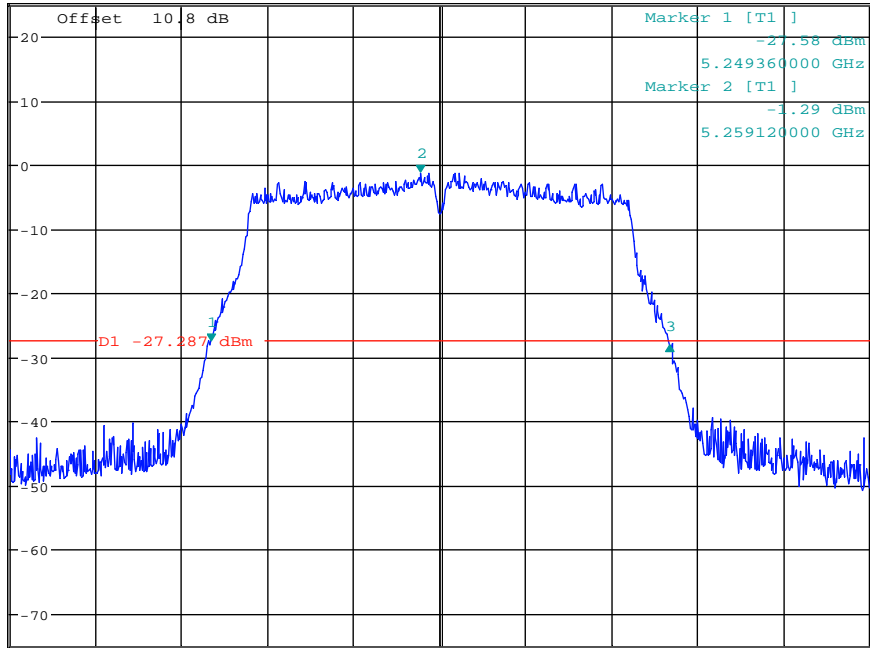
Date: 29.DEC.2017 20:09:12

Emission Bandwidth Measurement_11AC20SISO_5260_Ant2



Ref 25 dBm * Att 20 dB * RBW 200 kHz Delta 3 [T1]
* VBW 500 kHz -0.69 dB
SWT 20 ms 21.320000000 MHz

1 PK VIEW



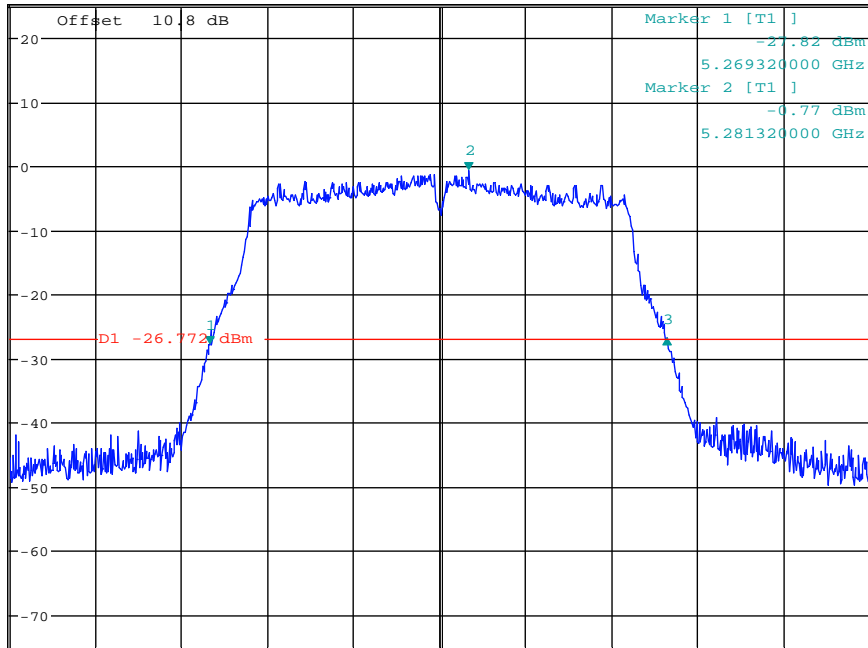
Date: 3.JAN.2018 15:36:47

Emission Bandwidth Measurement_11AC20SISO_5280_Ant1



Ref 25 dBm * Att 20 dB * RBW 200 kHz Delta 3 [T1]
* VBW 500 kHz 0.75 dB
SWT 20 ms 21.280000000 MHz

1 PK VIEW



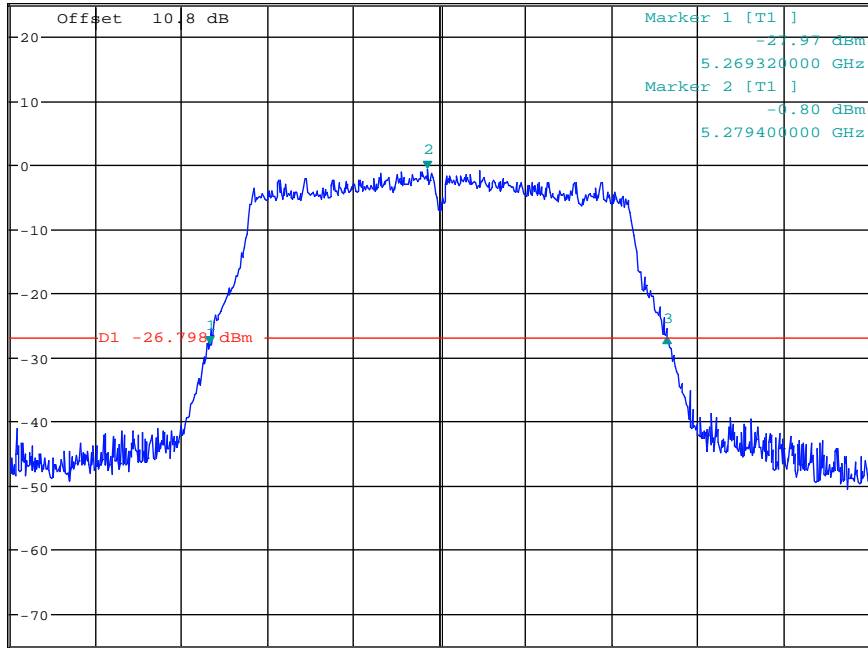
Date: 29.DEC.2017 20:15:00

Emission Bandwidth Measurement_11AC20SISO_5280_Ant2



Ref 25 dBm * Att 20 dB * RBW 200 kHz Delta 3 [T1]
* VBW 500 kHz 0.88 dB
SWT 20 ms 21.280000000 MHz

1 PK VIEW



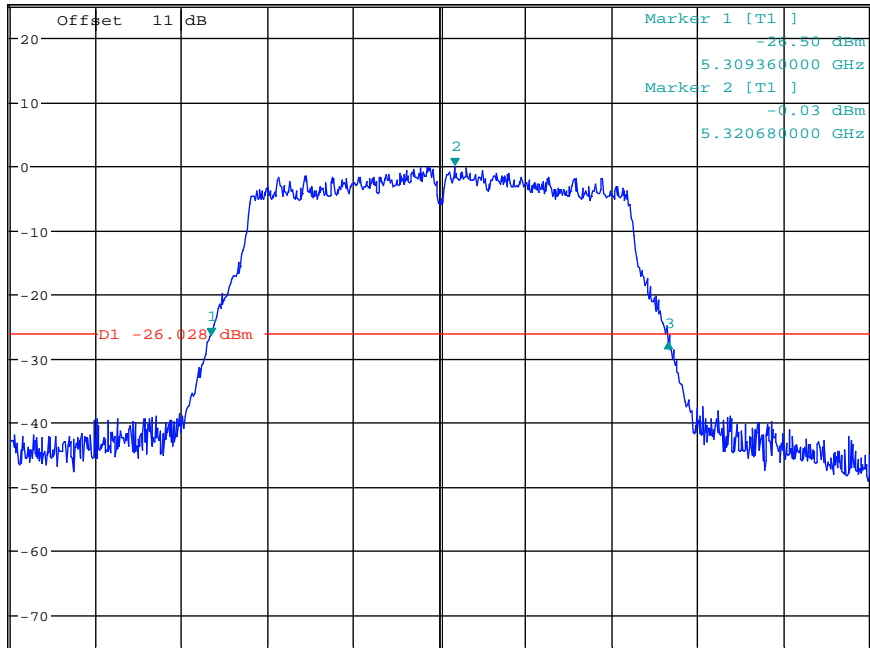
Date: 3.JAN.2018 15:42:08

Emission Bandwidth Measurement_11AC20SISO_5320_Ant1



Ref 25 dBm * Att 20 dB * RBW 200 kHz Delta 3 [T1]
* VBW 500 kHz -1.20 dB
SWT 20 ms 21.280000000 MHz

1 PK VIEW



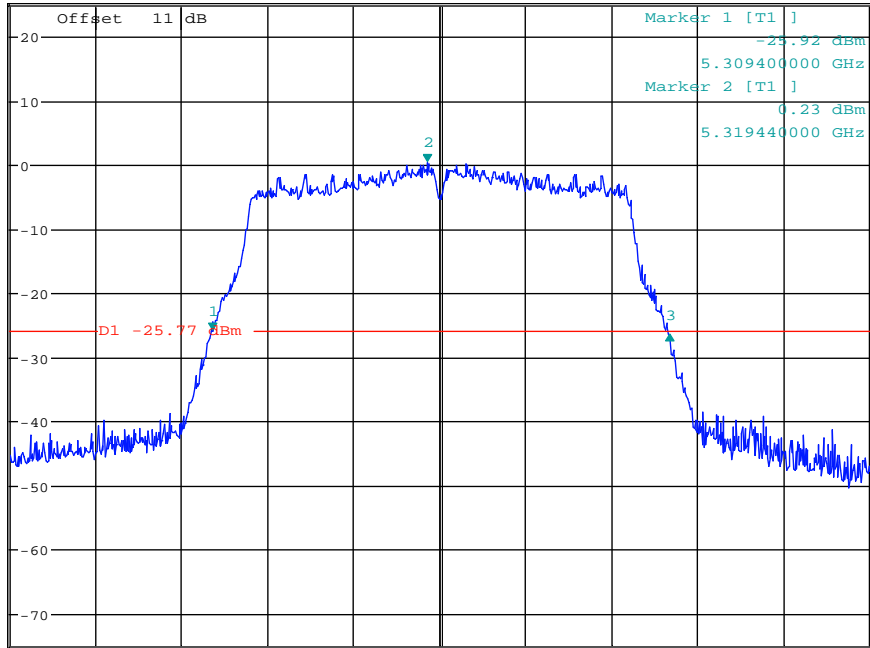
Date: 29.DEC.2017 20:20:14

Emission Bandwidth Measurement_11AC20SISO_5320_Ant2



Ref 25 dBm * Att 20 dB * RBW 200 kHz Delta 3 [T1]
* VBW 500 kHz -0.61 dB
SWT 20 ms 21.280000000 MHz

1 PK VIEW



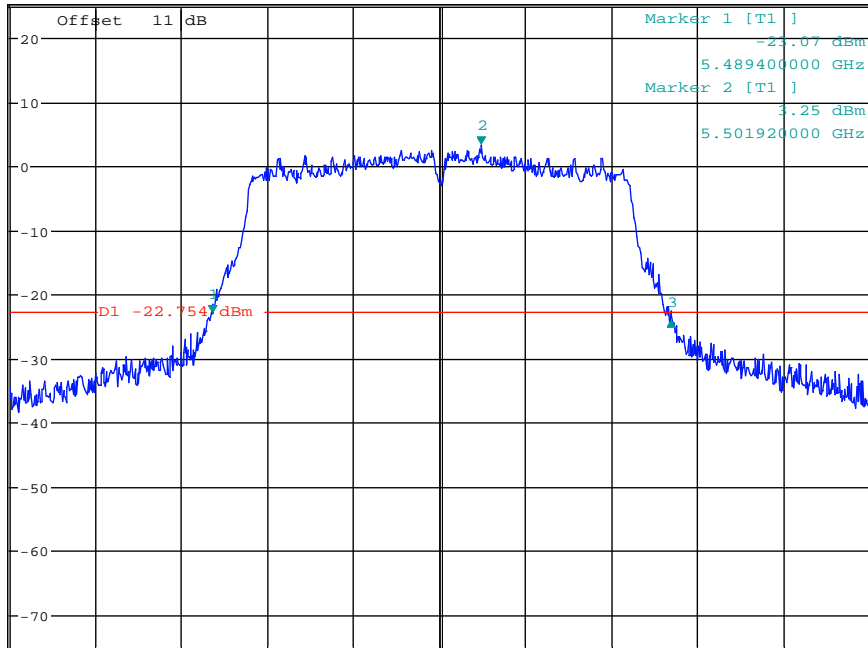
Date: 3.JAN.2018 15:49:34

Emission Bandwidth Measurement_11AC20SISO_5500_Ant1



Ref 25 dBm * Att 20 dB * RBW 200 kHz Delta 3 [T1]
* VBW 500 kHz -1.10 dB
SWT 20 ms 21.400000000 MHz

1 PK VIEW



Center 5.5 GHz 4 MHz/ Span 40 MHz

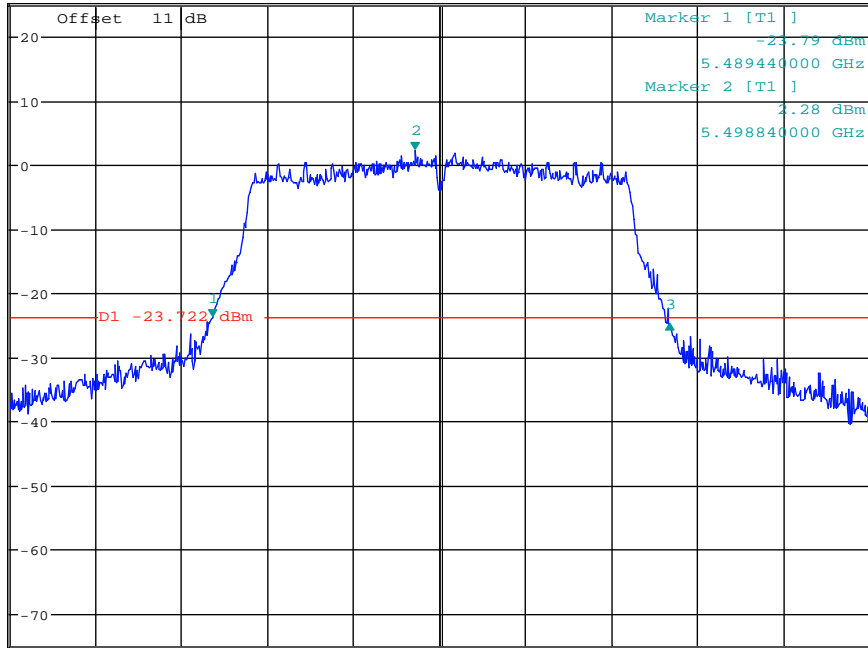
Date: 29.DEC.2017 20:25:53

Emission Bandwidth Measurement_11AC20SISO_5500_Ant2



Ref 25 dBm * Att 20 dB * RBW 200 kHz Delta 3 [T1]
* VBW 500 kHz -1.14 dB
SWT 20 ms 21.240000000 MHz

1 PK VIEW



Center 5.5 GHz 4 MHz/ Span 40 MHz

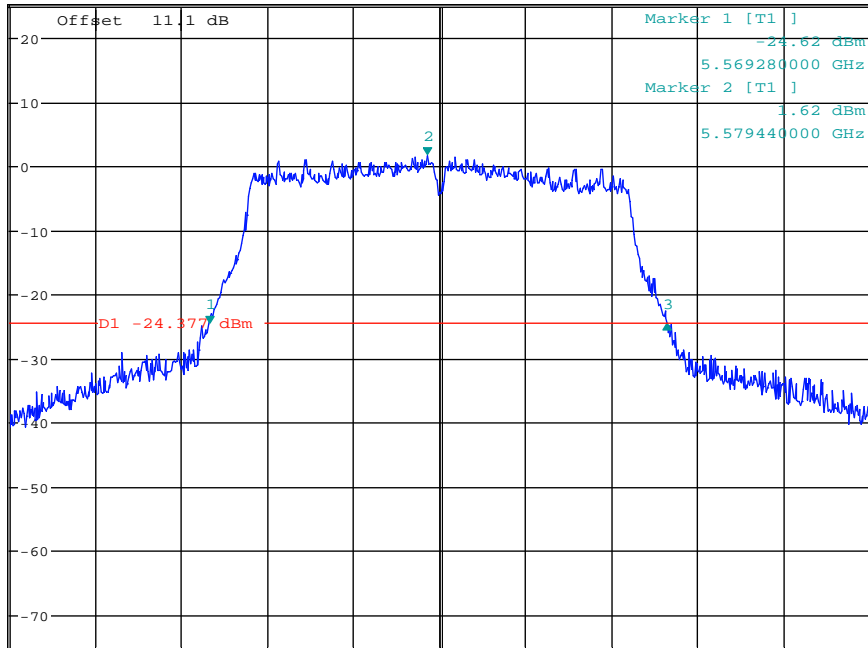
Date: 3.JAN.2018 16:03:41

Emission Bandwidth Measurement_11AC20SISO_5580_Ant1



Ref 25 dBm * Att 20 dB * RBW 200 kHz Delta 3 [T1]
* VBW 500 kHz -0.05 dB
SWT 20 ms 21.320000000 MHz

1 PK VIEW



Center 5.58 GHz 4 MHz/ Span 40 MHz

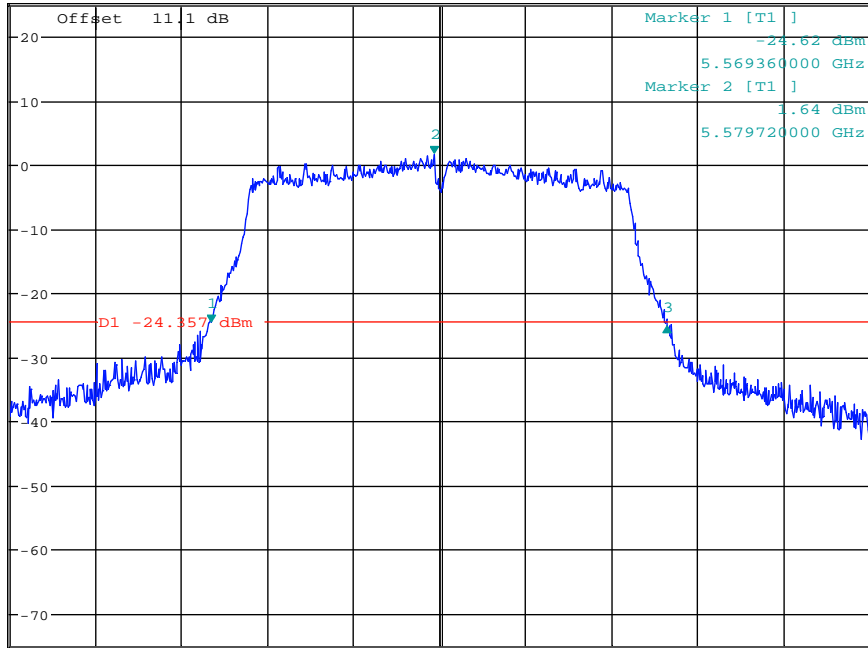
Date: 29.DEC.2017 20:33:32

Emission Bandwidth Measurement_11AC20SISO_5580_Ant2



Ref 25 dBm * Att 20 dB * RBW 200 kHz Delta 3 [T1]
* VBW 500 kHz -0.67 dB
SWT 20 ms 21.240000000 MHz

1 PK VIEW



Center 5.58 GHz 4 MHz/ Span 40 MHz

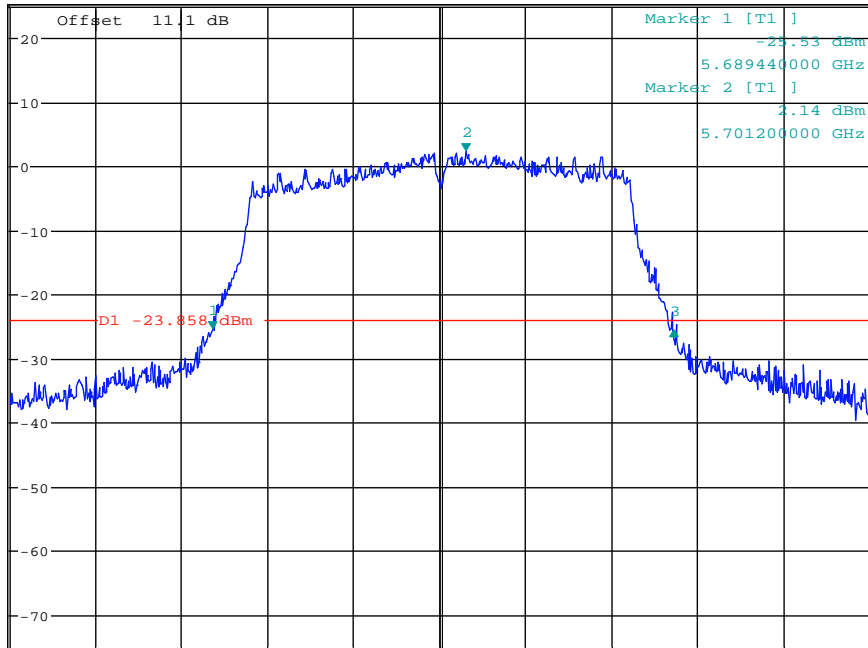
Date: 3.JAN.2018 16:08:43

Emission Bandwidth Measurement_11AC20SISO_5700_Ant1



Ref 25 dBm * Att 20 dB * RBW 200 kHz Delta 3 [T1]
* VBW 500 kHz -0.13 dB
SWT 20 ms 21.440000000 MHz

1 PK VIEW



Center 5.7 GHz 4 MHz/ Span 40 MHz

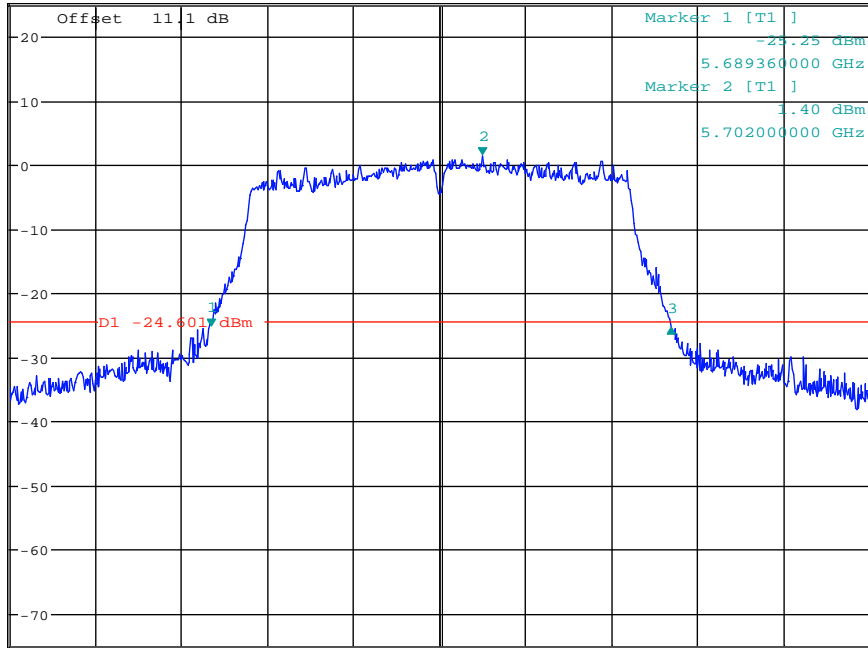
Date: 29.DEC.2017 20:39:30

Emission Bandwidth Measurement_11AC20SISO_5700_Ant2



Ref 25 dBm * Att 20 dB * RBW 200 kHz Delta 3 [T1]
* VBW 500 kHz -0.24 dB
SWT 20 ms 21.440000000 MHz

1 PK VIEW



Center 5.7 GHz 4 MHz/ Span 40 MHz

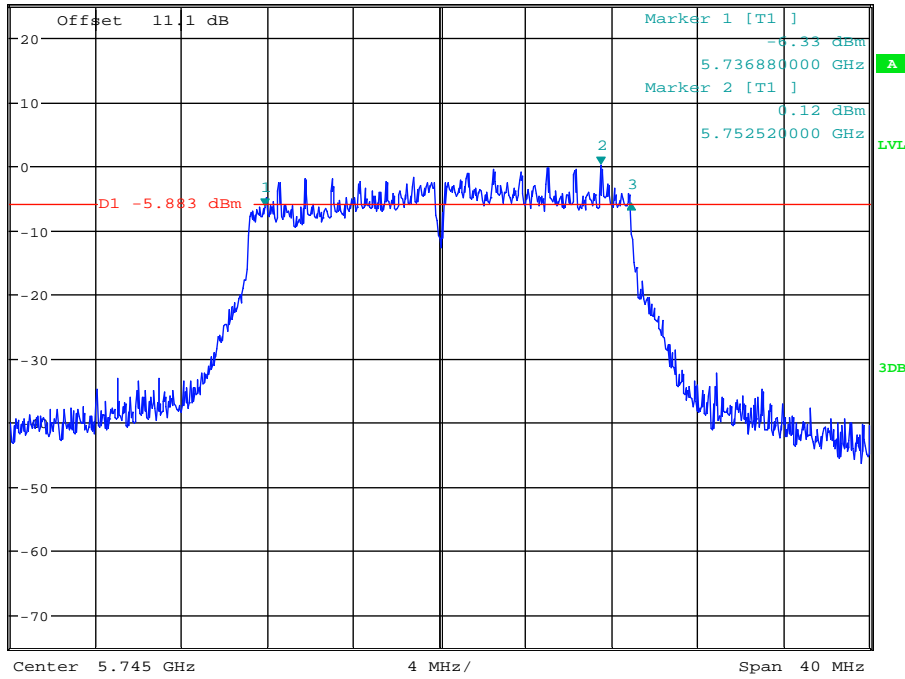
Date: 3.JAN.2018 16:13:33

Emission Bandwidth Measurement_11AC20SISO_5745_Ant1



Ref 25 dBm * Att 20 dB * RBW 100 kHz Delta 3 [T1]
* VBW 300 kHz 0.41 dB
SWT 20 ms 17.000000000 MHz

1 PK VIEW



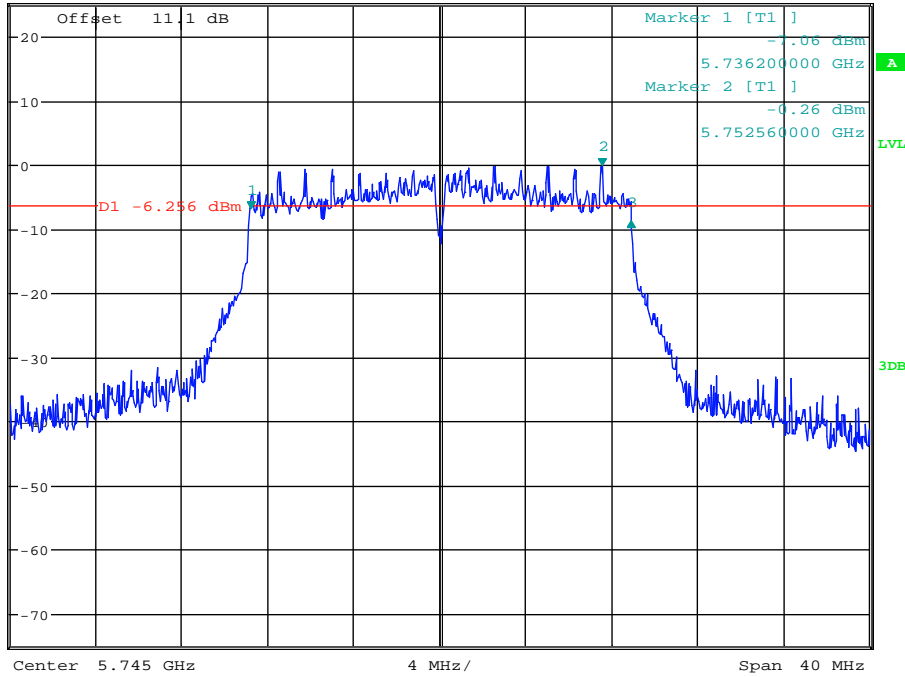
Date: 29.DEC.2017 20:45:15

Emission Bandwidth Measurement_11AC20SISO_5745_Ant2



Ref 25 dBm * Att 20 dB * RBW 100 kHz Delta 3 [T1]
* VBW 300 kHz -1.90 dB
SWT 20 ms 17.720000000 MHz

1 PK VIEW



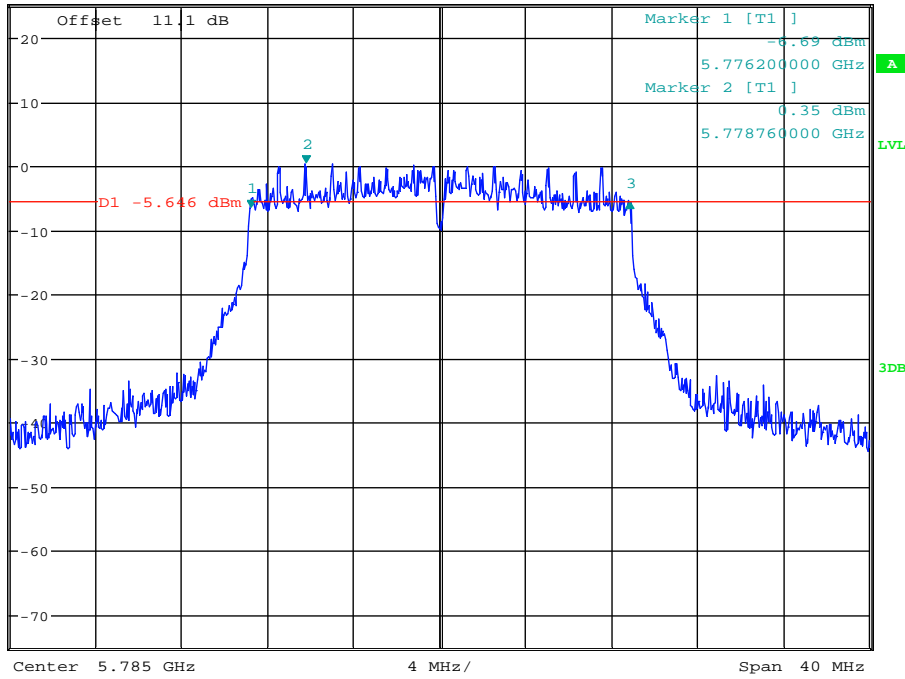
Date: 3.JAN.2018 16:25:35

Emission Bandwidth Measurement_11AC20SISO_5785_Ant1



Ref 25 dBm * Att 20 dB * RBW 100 kHz Delta 3 [T1]
* VBW 300 kHz 0.93 dB
SWT 20 ms 17.640000000 MHz

1 PK VIEW



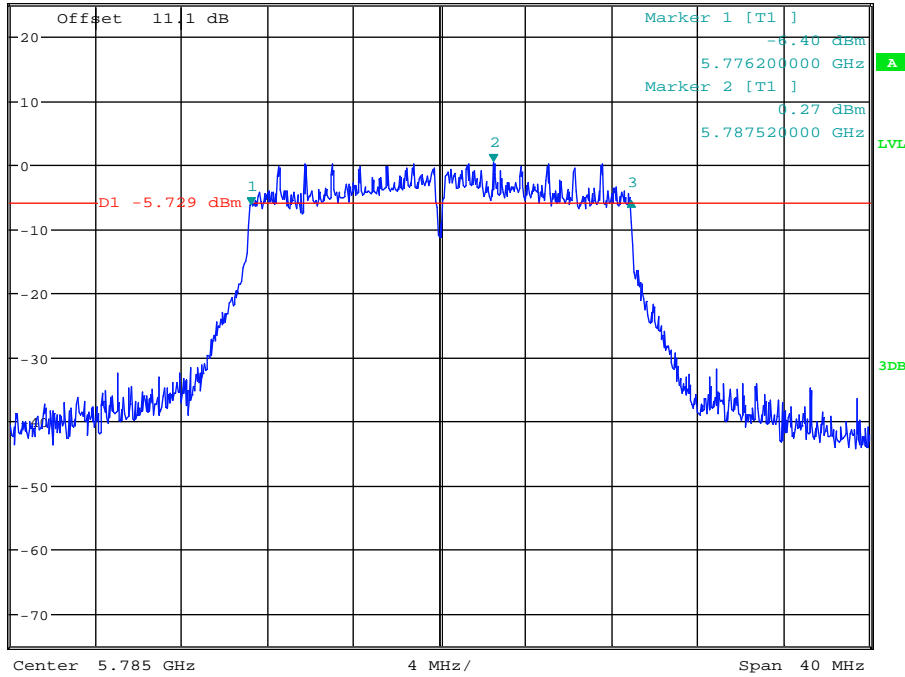
Date: 29.DEC.2017 20:49:50

Emission Bandwidth Measurement_11AC20SISO_5785_Ant2



Ref 25 dBm * Att 20 dB * RBW 100 kHz Delta 3 [T1]
* VBW 300 kHz 0.56 dB
SWT 20 ms 17.680000000 MHz

1 PK VIEW



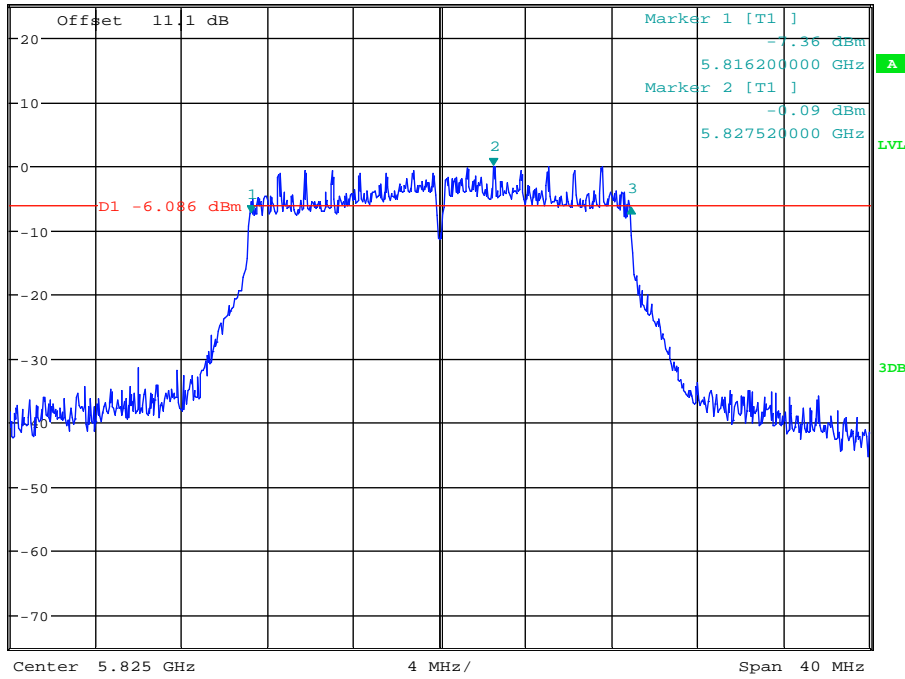
Date: 3.JAN.2018 16:31:17

Emission Bandwidth Measurement_11AC20SISO_5825_Ant1



Ref 25 dBm * Att 20 dB * RBW 100 kHz Delta 3 [T1]
* VBW 300 kHz 0.64 dB
SWT 20 ms 17.680000000 MHz

1 PK VIEW



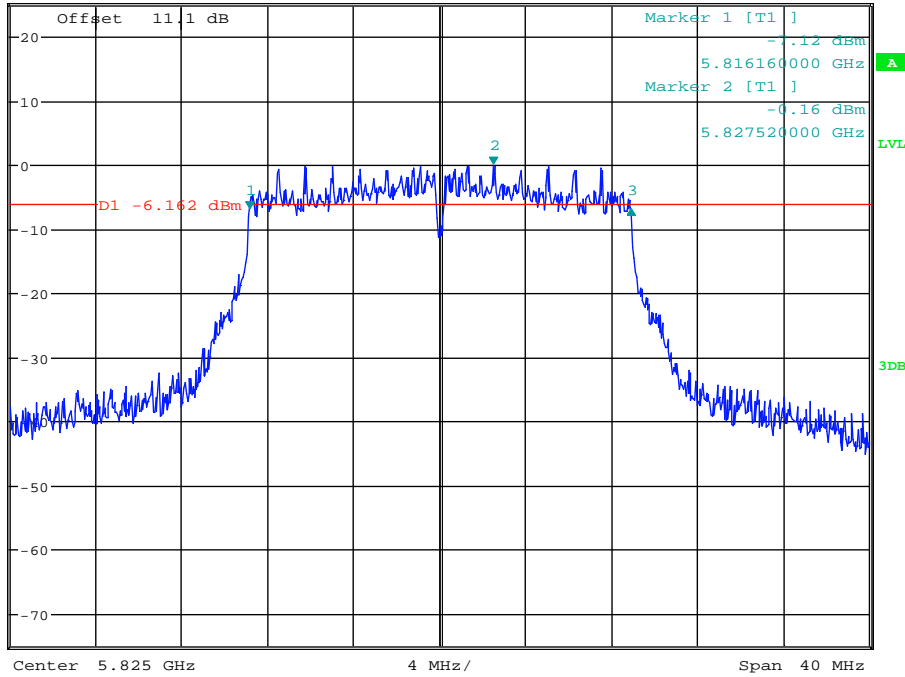
Date: 29.DEC.2017 20:53:49

Emission Bandwidth Measurement_11AC20SISO_5825_Ant2



Ref 25 dBm * Att 20 dB * RBW 100 kHz Delta 3 [T1]
* VBW 300 kHz 0.13 dB
SWT 20 ms 17.720000000 MHz

1 PK VIEW



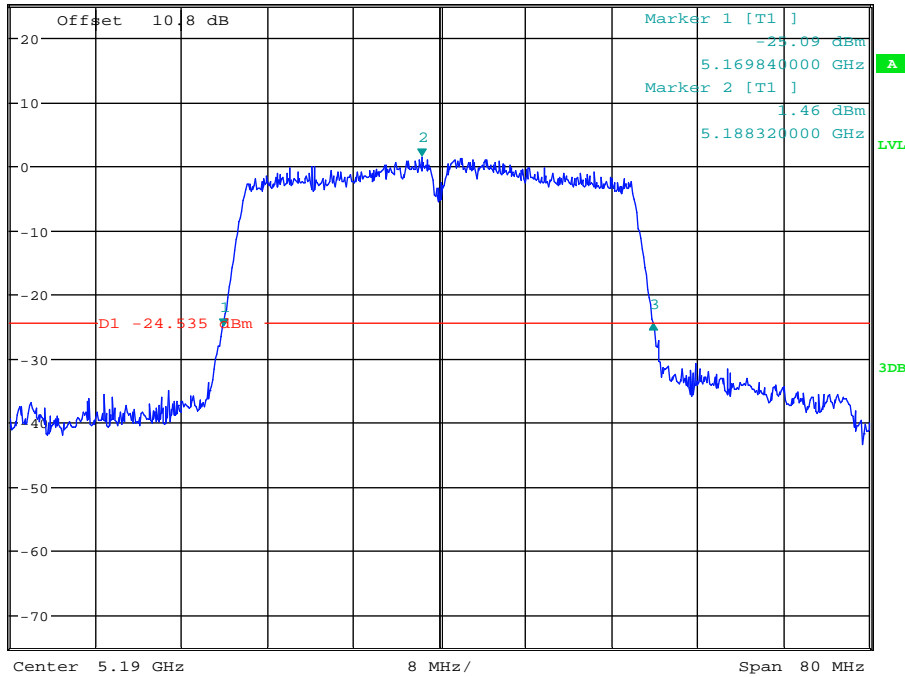
Date: 3.JAN.2018 16:35:32

Emission Bandwidth Measurement_11AC40SISO_5190_Ant1



Ref 25 dBm * Att 20 dB * RBW 500 kHz Delta 3 [T1]
* VBW 1 MHz 0.46 dB
SWT 20 ms 40.080000000 MHz

1 PK VIEW



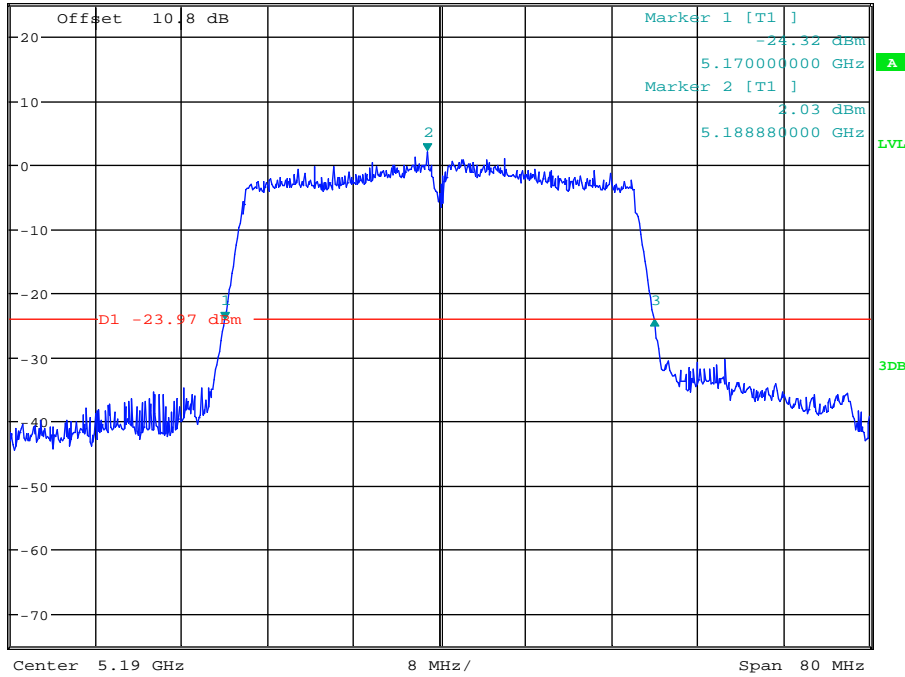
Date: 2.JAN.2018 13:39:32

Emission Bandwidth Measurement_11AC40SISO_5190_Ant2



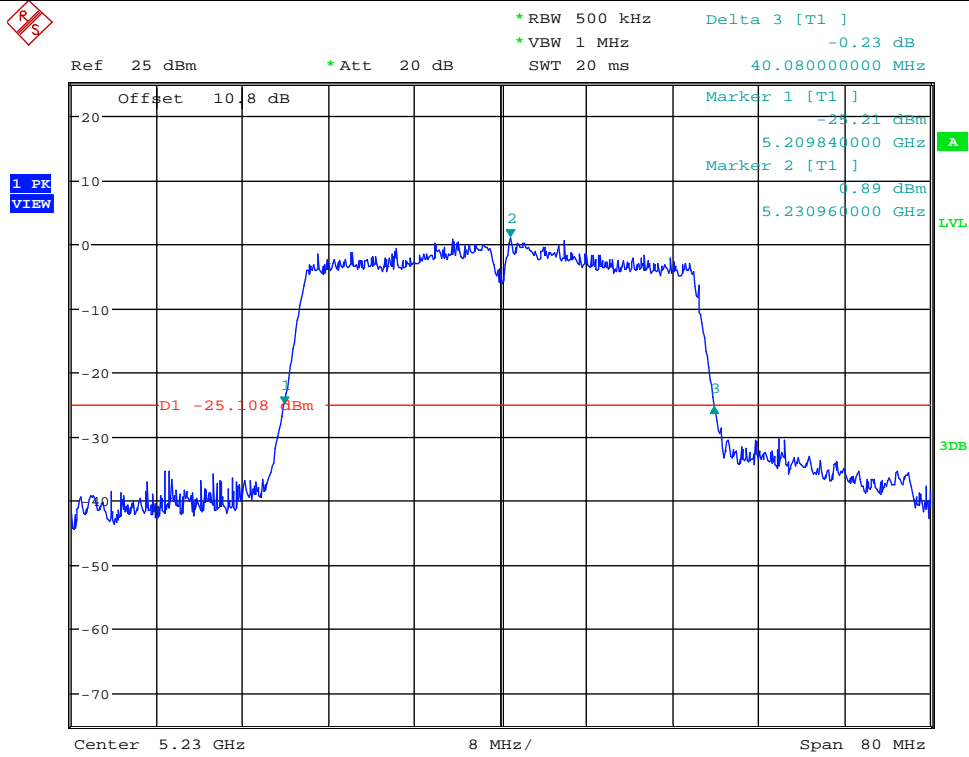
Ref 25 dBm * Att 20 dB * RBW 500 kHz Delta 3 [T1]
* VBW 1 MHz -0.00 dB
SWT 20 ms 40.000000000 MHz

1 PK VIEW



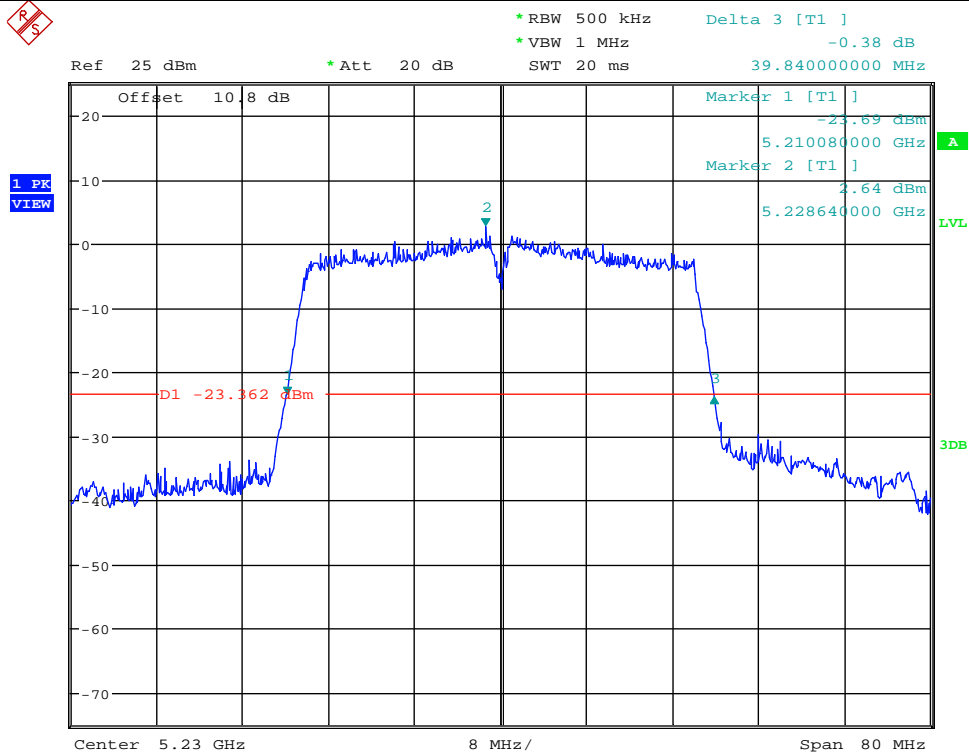
Date: 3.JAN.2018 16:39:50

Emission Bandwidth Measurement_11AC40SISO_5230_Ant1



Date: 2.JAN.2018 13:45:07

Emission Bandwidth Measurement_11AC40SISO_5230_Ant2



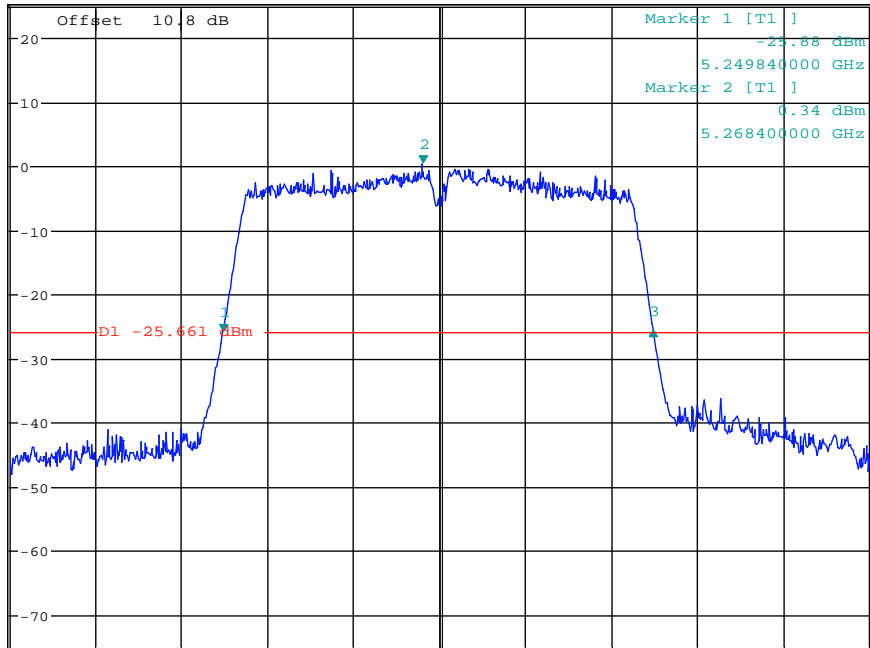
Date: 3.JAN.2018 16:44:23

Emission Bandwidth Measurement_11AC40SISO_5270_Ant1



Ref 25 dBm * Att 20 dB * RBW 500 kHz Delta 3 [T1]
* VBW 1 MHz 0.12 dB
SWT 20 ms 40.080000000 MHz

1 PK VIEW



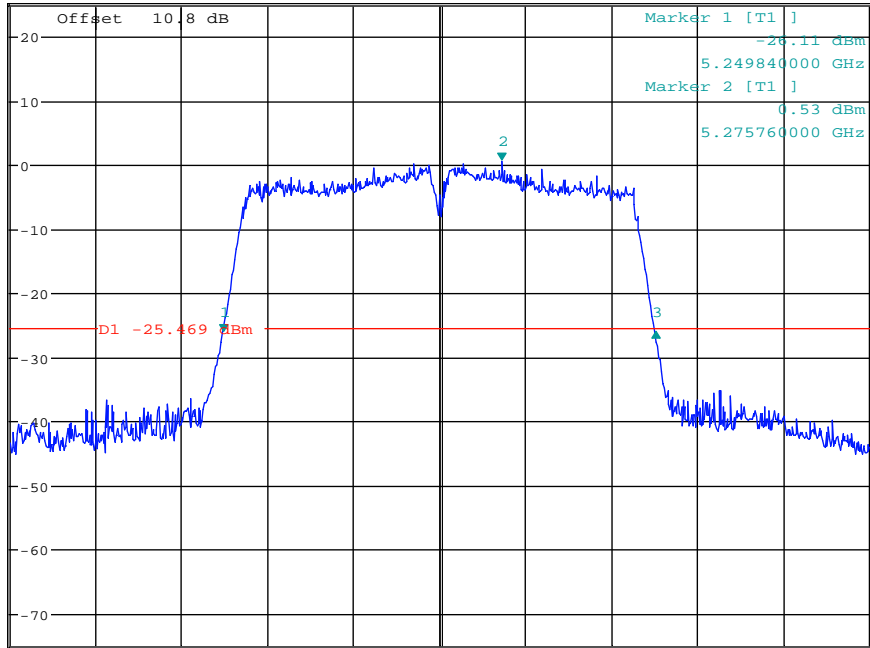
Date: 2.JAN.2018 13:49:42

Emission Bandwidth Measurement_11AC40SISO_5270_Ant2



Ref 25 dBm * Att 20 dB * RBW 500 kHz Delta 3 [T1]
* VBW 1 MHz -0.13 dB
SWT 20 ms 40.240000000 MHz

1 PK VIEW



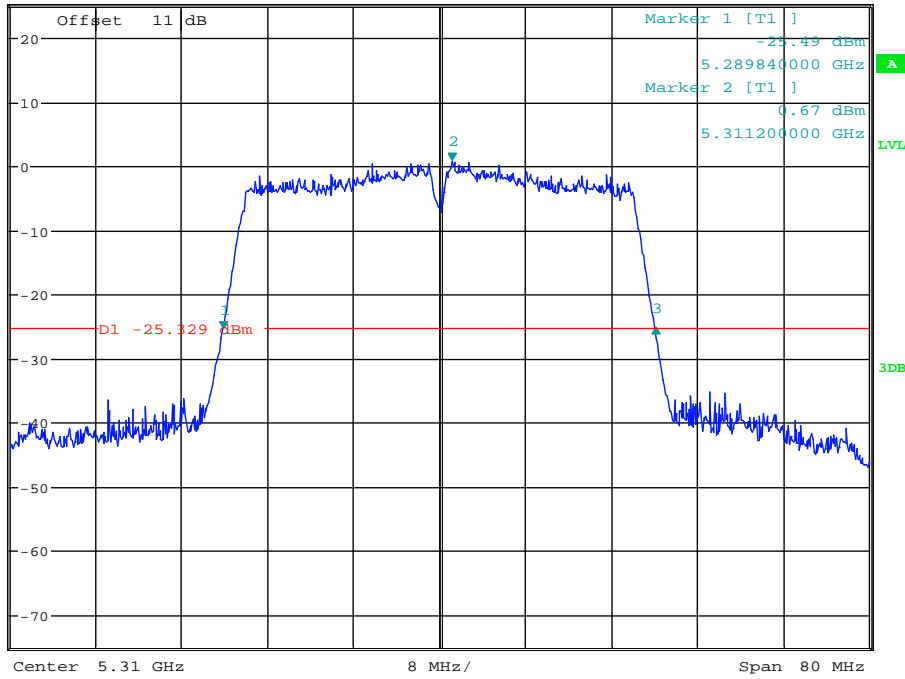
Date: 3.JAN.2018 16:49:18

Emission Bandwidth Measurement_11AC40SISO_5310_Ant1



Ref 25 dBm * Att 20 dB * RBW 500 kHz Delta 3 [T1]
* VBW 1 MHz 0.11 dB
SWT 20 ms 40.240000000 MHz

1 PK VIEW



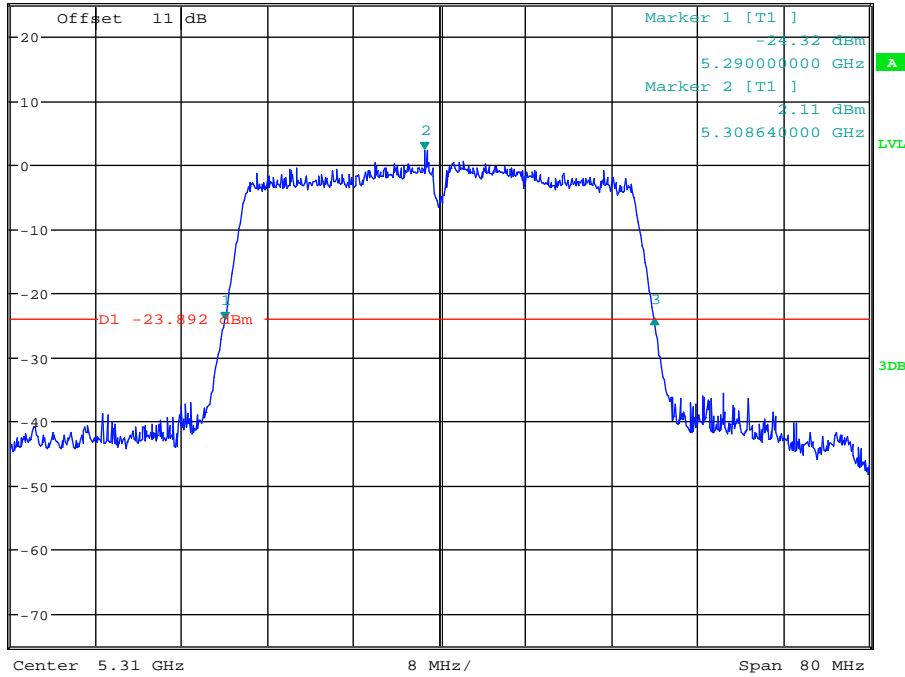
Date: 2.JAN.2018 13:54:46

Emission Bandwidth Measurement_11AC40SISO_5310_Ant2



Ref 25 dBm * Att 20 dB * RBW 500 kHz Delta 3 [T1]
* VBW 1 MHz 0.18 dB
SWT 20 ms 40.000000000 MHz

1 PK VIEW



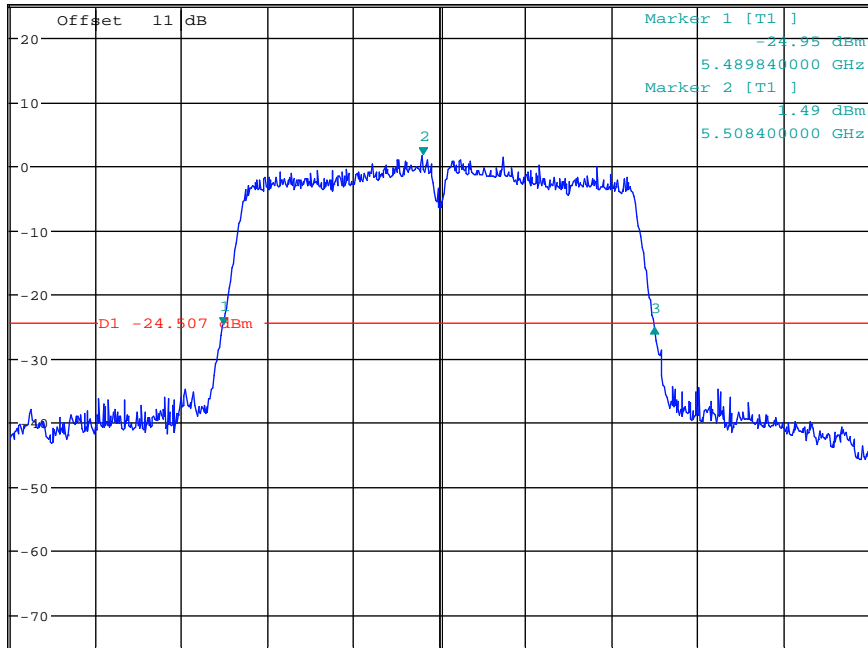
Date: 3.JAN.2018 16:54:23

Emission Bandwidth Measurement_11AC40SISO_5510_Ant1



Ref 25 dBm * Att 20 dB * RBW 500 kHz Delta 3 [T1]
* VBW 1 MHz -0.27 dB
SWT 20 ms 40.160000000 MHz

1 PK
VIEW



Center 5.51 GHz 8 MHz/ Span 80 MHz

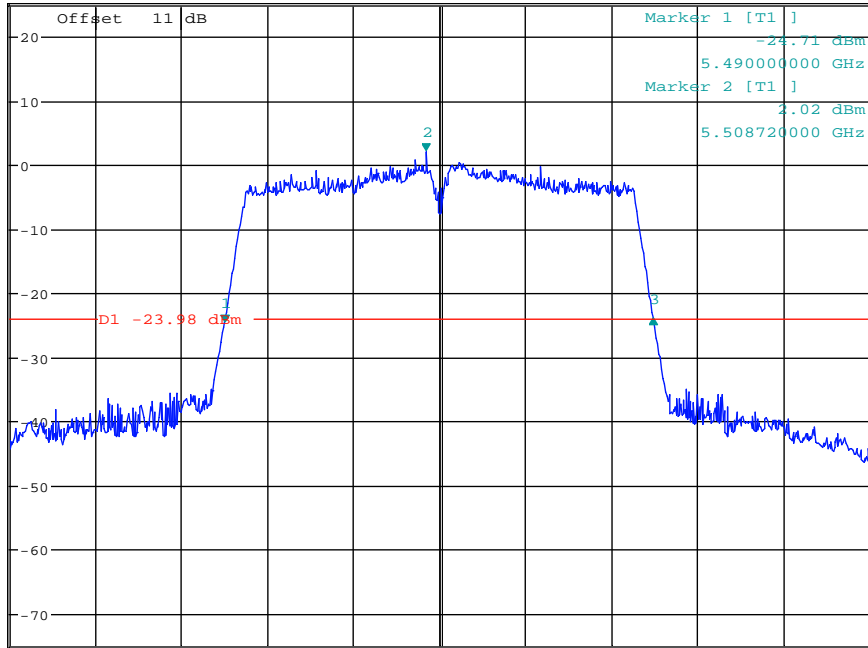
Date: 2.JAN.2018 13:59:46

Emission Bandwidth Measurement_11AC40SISO_5510_Ant2



Ref 25 dBm * Att 20 dB * RBW 500 kHz Delta 3 [T1]
* VBW 1 MHz 0.59 dB
SWT 20 ms 39.920000000 MHz

1 PK
VIEW



Center 5.51 GHz 8 MHz/ Span 80 MHz

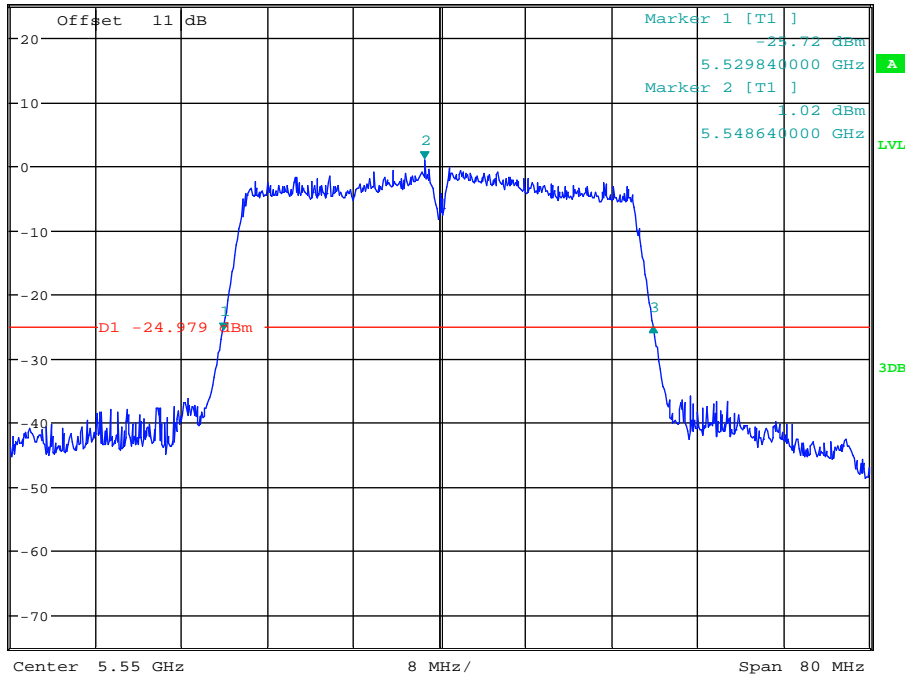
Date: 3.JAN.2018 17:06:47

Emission Bandwidth Measurement_11AC40SISO_5550_Ant1



Ref 25 dBm * Att 20 dB * RBW 500 kHz Delta 3 [T1]
* VBW 1 MHz 0.58 dB
SWT 20 ms 40.080000000 MHz

1 PK VIEW



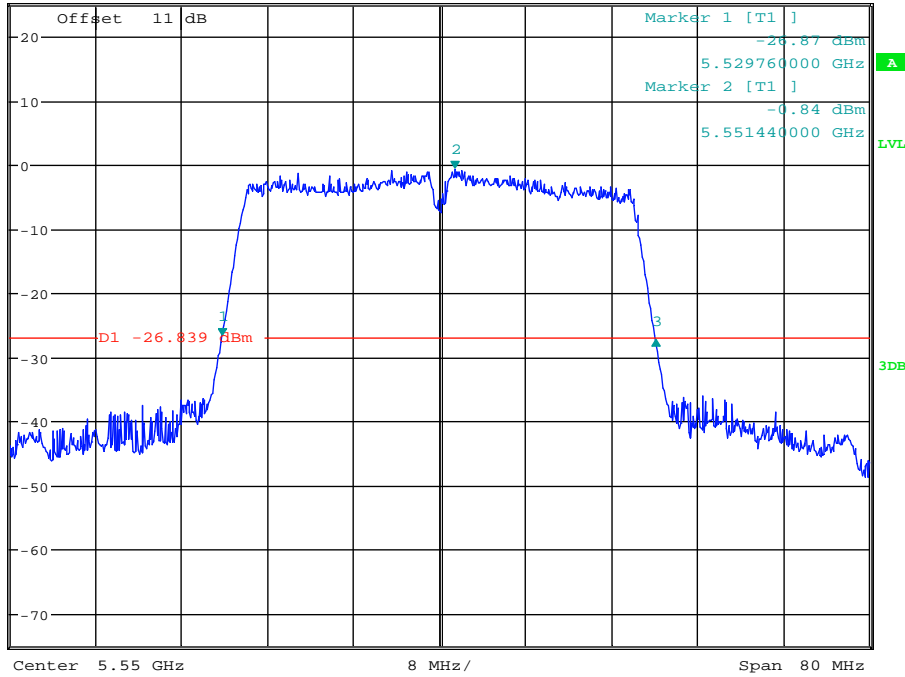
Date: 2.JAN.2018 14:04:28

Emission Bandwidth Measurement_11AC40SISO_5550_Ant2



Ref 25 dBm * Att 20 dB * RBW 500 kHz Delta 3 [T1]
* VBW 1 MHz -0.58 dB
SWT 20 ms 40.400000000 MHz

1 PK VIEW



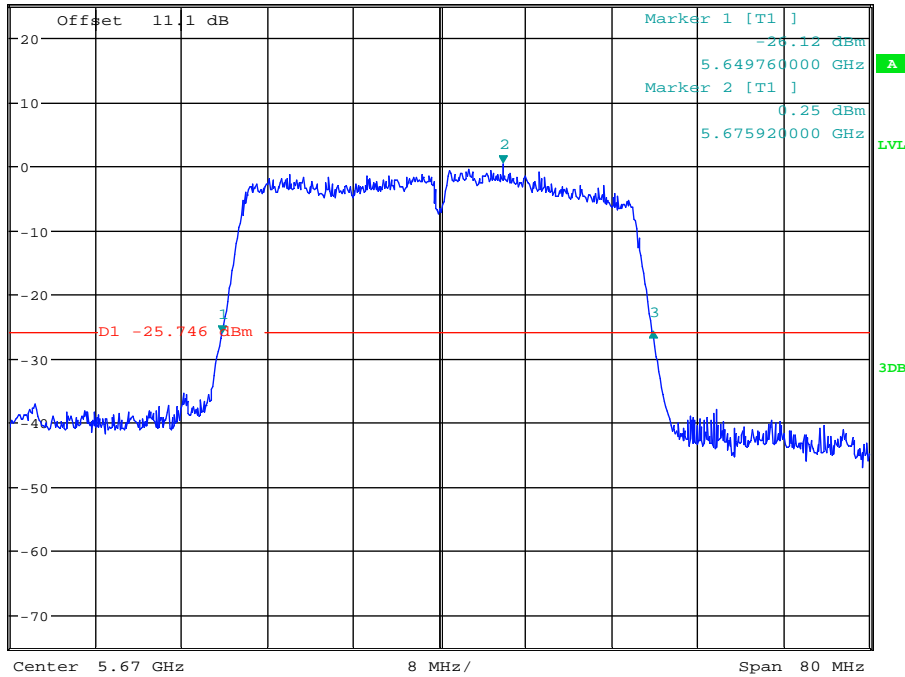
Date: 3.JAN.2018 17:11:27

Emission Bandwidth Measurement_11AC40SISO_5670_Ant1



Ref 25 dBm * Att 20 dB * RBW 500 kHz Delta 3 [T1]
* VBW 1 MHz 0.27 dB
SWT 20 ms 40.080000000 MHz

1 PK VIEW



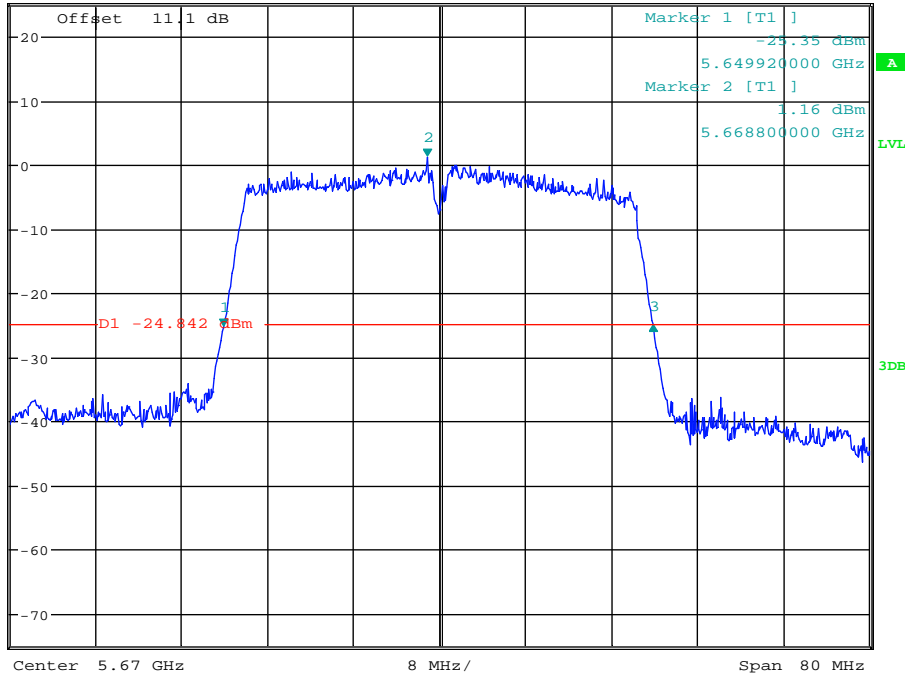
Date: 2.JAN.2018 14:08:54

Emission Bandwidth Measurement_11AC40SISO_5670_Ant2



Ref 25 dBm * Att 20 dB * RBW 500 kHz Delta 3 [T1]
* VBW 1 MHz 0.16 dB
SWT 20 ms 40.000000000 MHz

1 PK VIEW



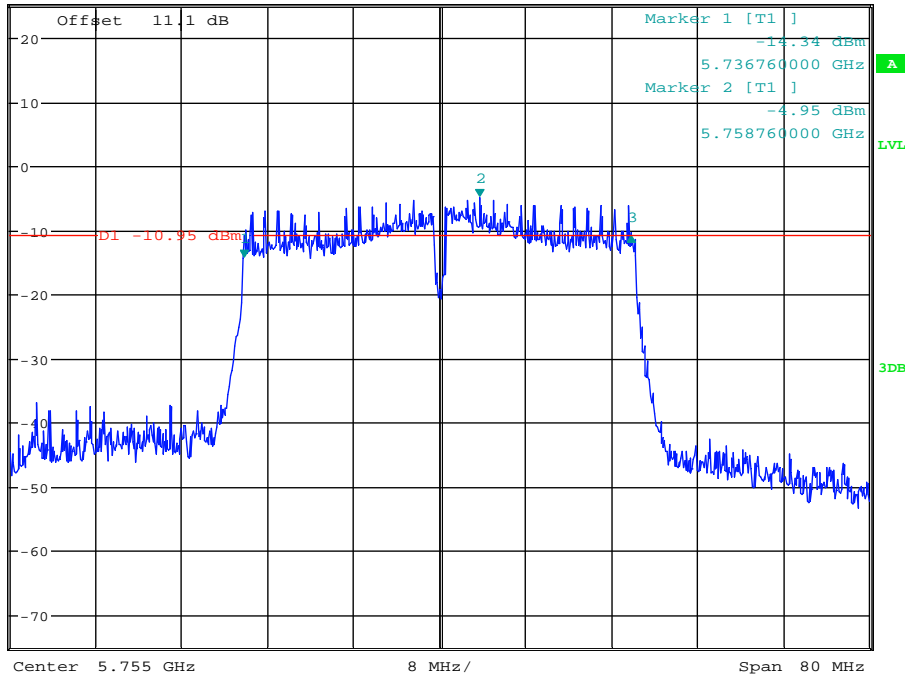
Date: 3.JAN.2018 17:15:56

Emission Bandwidth Measurement_11AC40SISO_5755_Ant1



Ref 25 dBm * Att 20 dB * RBW 100 kHz Delta 3 [T1]
* VBW 300 kHz 3.34 dB
SWT 20 ms 36.080000000 MHz

1 PK VIEW



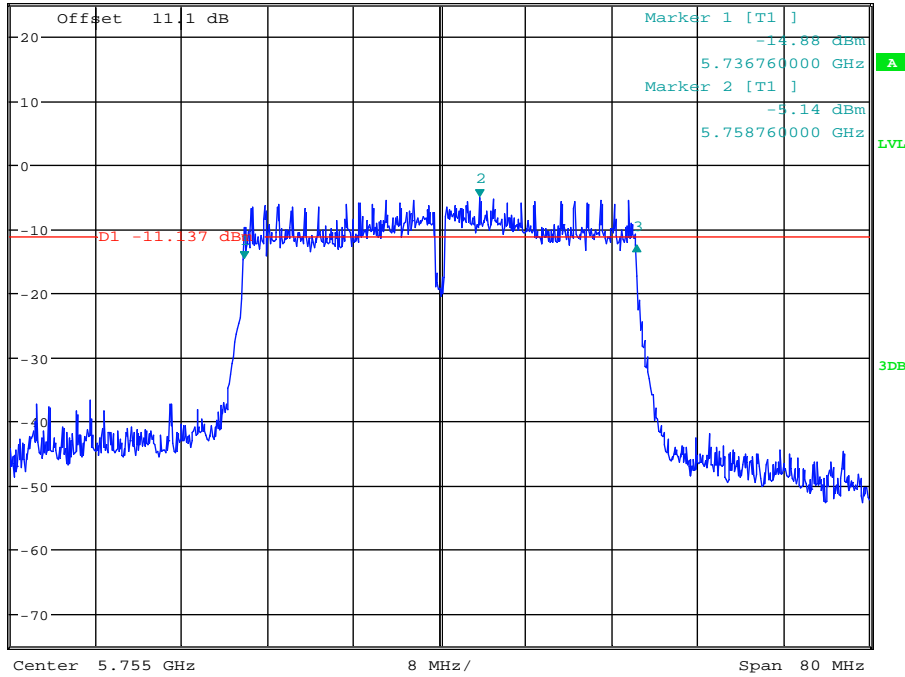
Date: 2.JAN.2018 14:15:15

Emission Bandwidth Measurement_11AC40SISO_5755_Ant2



Ref 25 dBm * Att 20 dB * RBW 100 kHz Delta 3 [T1]
* VBW 300 kHz 2.13 dB
SWT 20 ms 36.560000000 MHz

1 PK VIEW



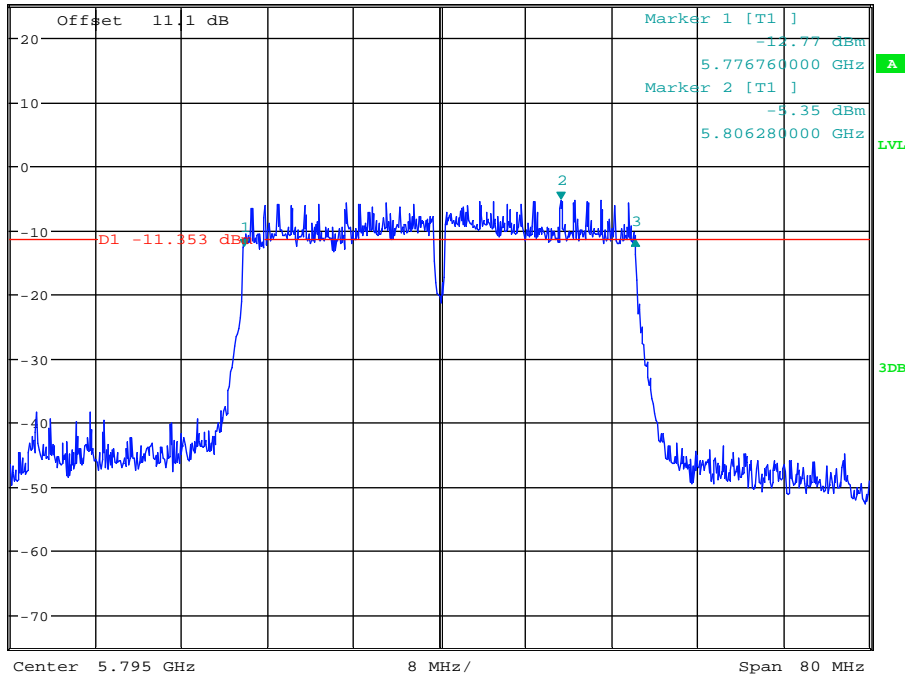
Date: 3.JAN.2018 17:21:12

Emission Bandwidth Measurement_11AC40SISO_5795_Ant1



Ref 25 dBm * Att 20 dB * RBW 100 kHz Delta 3 [T1]
* VBW 300 kHz 1.04 dB
SWT 20 ms 36.480000000 MHz

1 PK VIEW



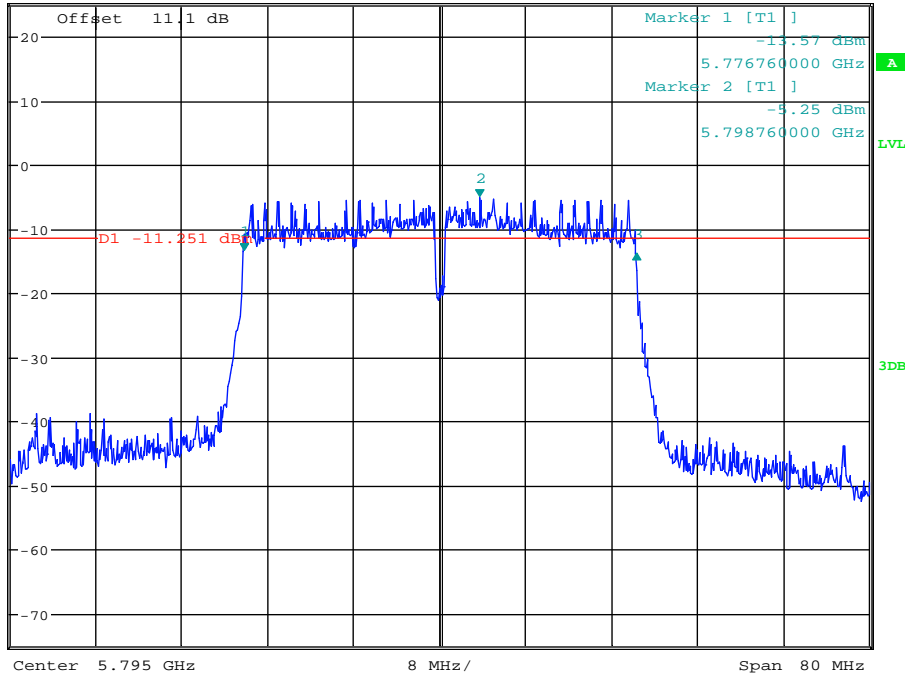
Date: 2.JAN.2018 14:24:28

Emission Bandwidth Measurement_11AC40SISO_5795_Ant2



Ref 25 dBm * Att 20 dB * RBW 100 kHz Delta 3 [T1]
* VBW 300 kHz -0.33 dB
SWT 20 ms 36.560000000 MHz

1 PK VIEW



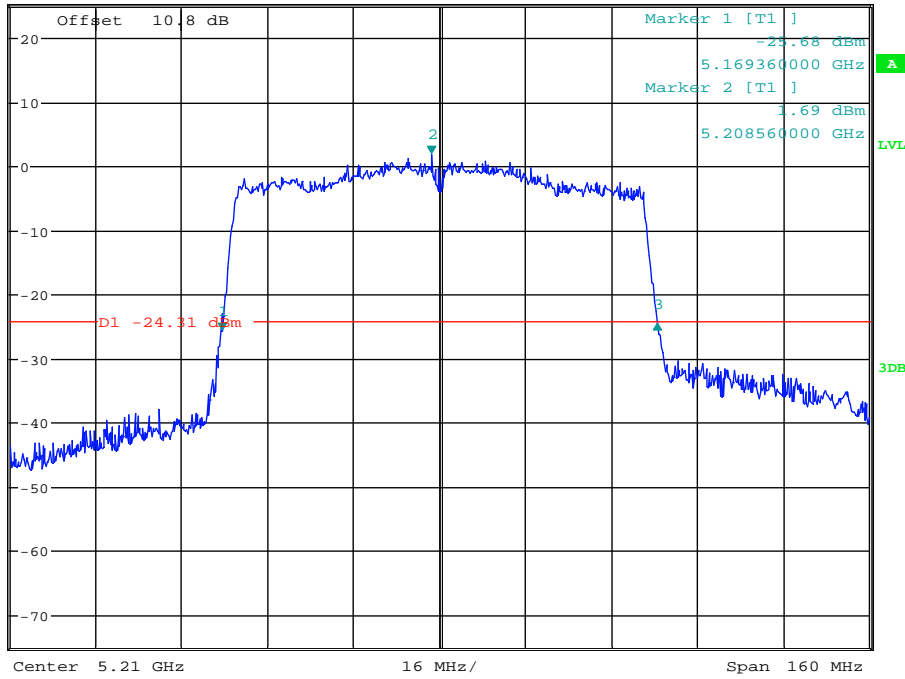
Date: 3.JAN.2018 17:26:13

Emission Bandwidth Measurement_11AC80SISO_5210_Ant1



Ref 25 dBm * Att 20 dB * RBW 1 MHz Delta 3 [T1]
* VBW 2 MHz 0.94 dB
SWT 20 ms 81.280000000 MHz

1 PK VIEW



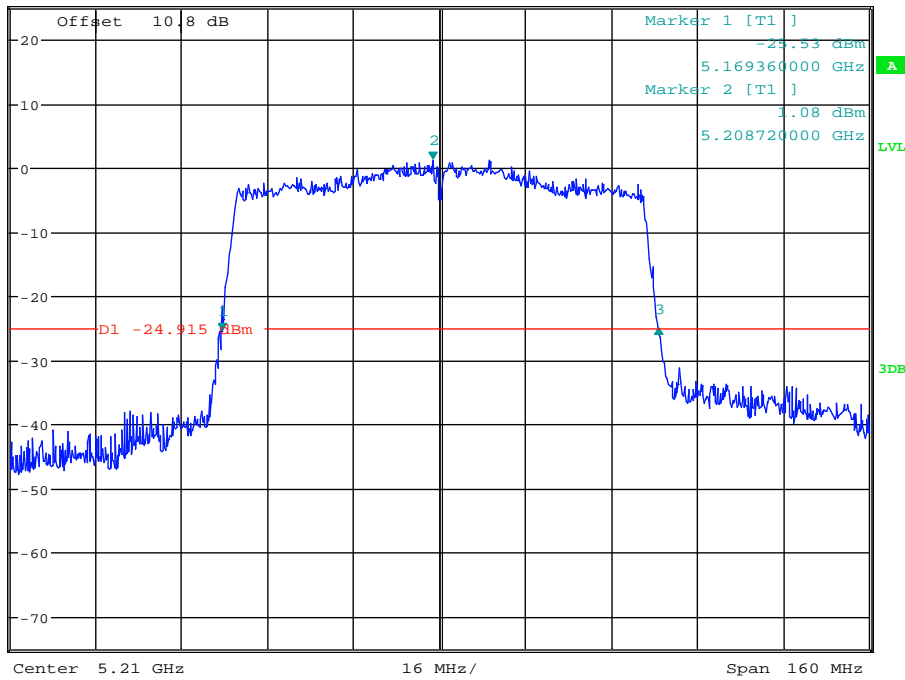
Date: 2.JAN.2018 14:29:26

Emission Bandwidth Measurement_11AC80SISO_5210_Ant2



Ref 25 dBm * Att 20 dB * RBW 1 MHz Delta 3 [T1]
* VBW 2 MHz 0.40 dB
SWT 20 ms 81.440000000 MHz

1 PK VIEW



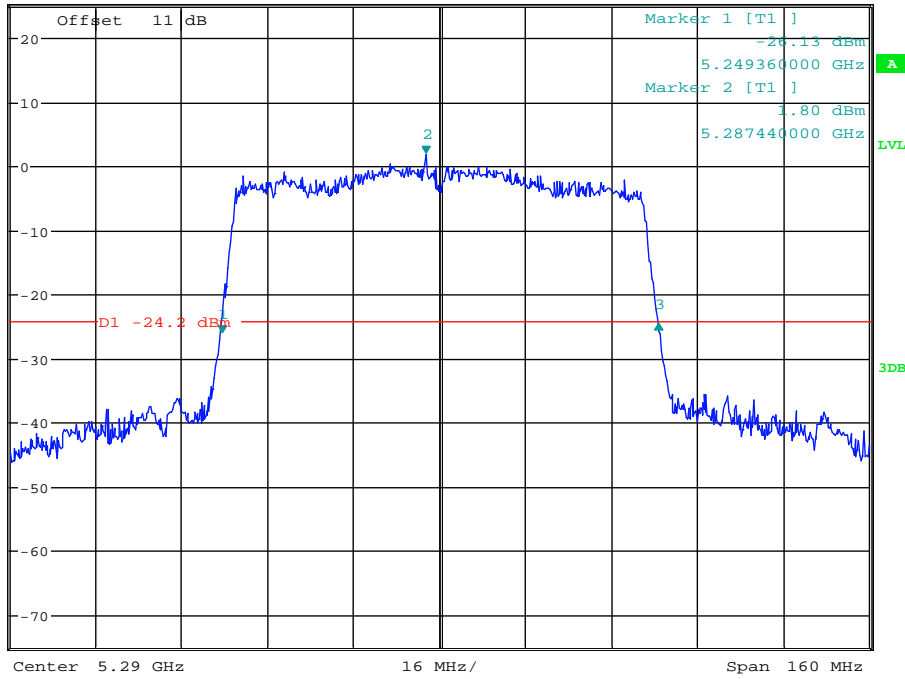
Date: 3.JAN.2018 17:31:57

Emission Bandwidth Measurement_11AC80SISO_5290_Ant1



Ref 25 dBm * Att 20 dB * RBW 1 MHz Delta 3 [T1]
* VBW 2 MHz 1.43 dB
SWT 20 ms 81.440000000 MHz

1 PK VIEW



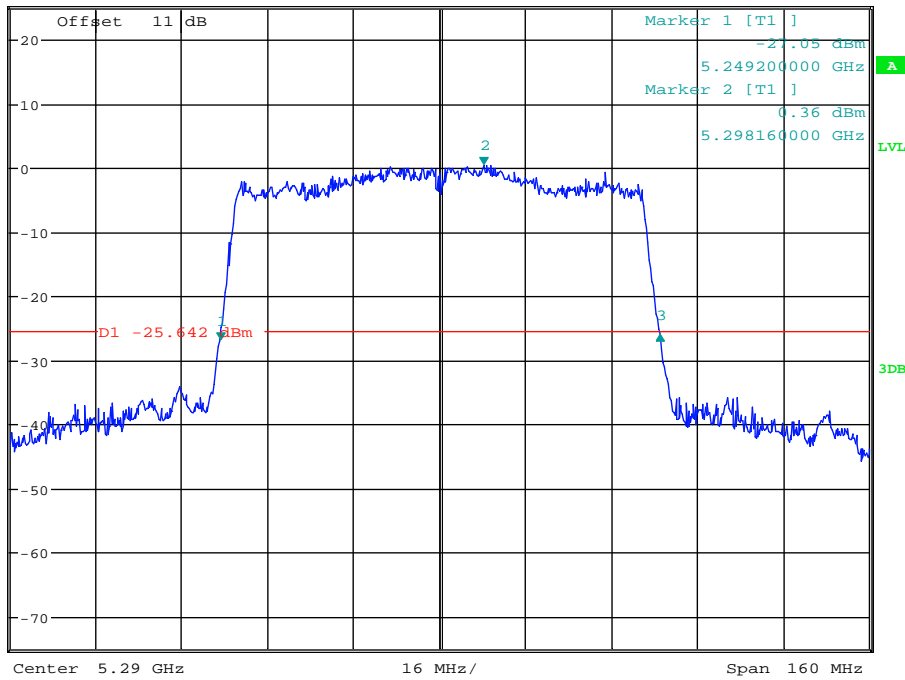
Date: 2.JAN.2018 14:35:29

Emission Bandwidth Measurement_11AC80SISO_5290_Ant2



Ref 25 dBm * Att 20 dB * RBW 1 MHz Delta 3 [T1]
* VBW 2 MHz 0.86 dB
SWT 20 ms 81.920000000 MHz

1 PK VIEW



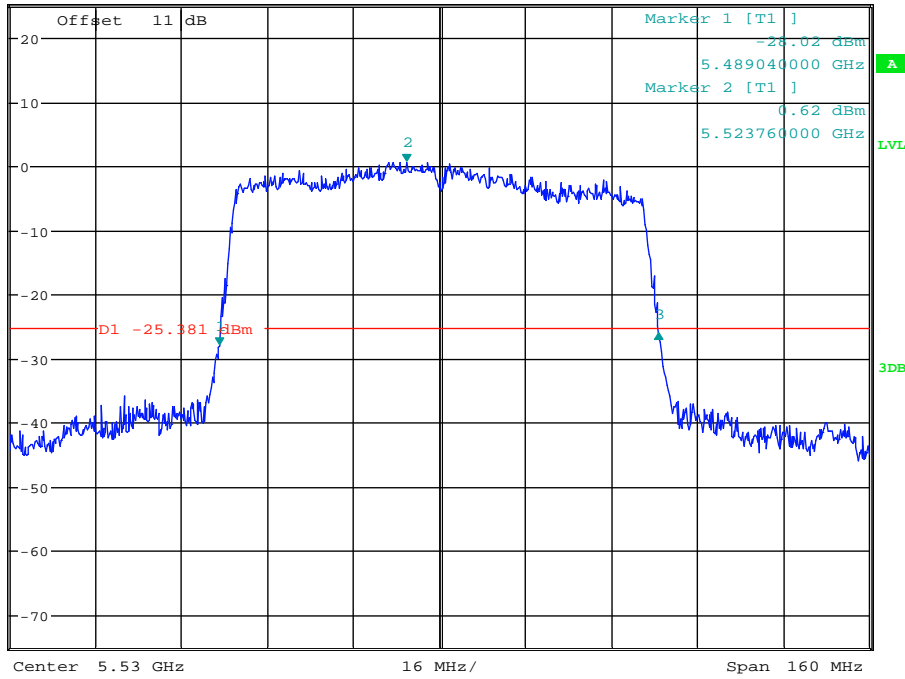
Date: 3.JAN.2018 17:38:05

Emission Bandwidth Measurement_11AC80SISO_5530_Ant1



Ref 25 dBm * Att 20 dB * RBW 1 MHz Delta 3 [T1]
* VBW 2 MHz 1.90 dB
SWT 20 ms 81.760000000 MHz

1 PK
VIEW



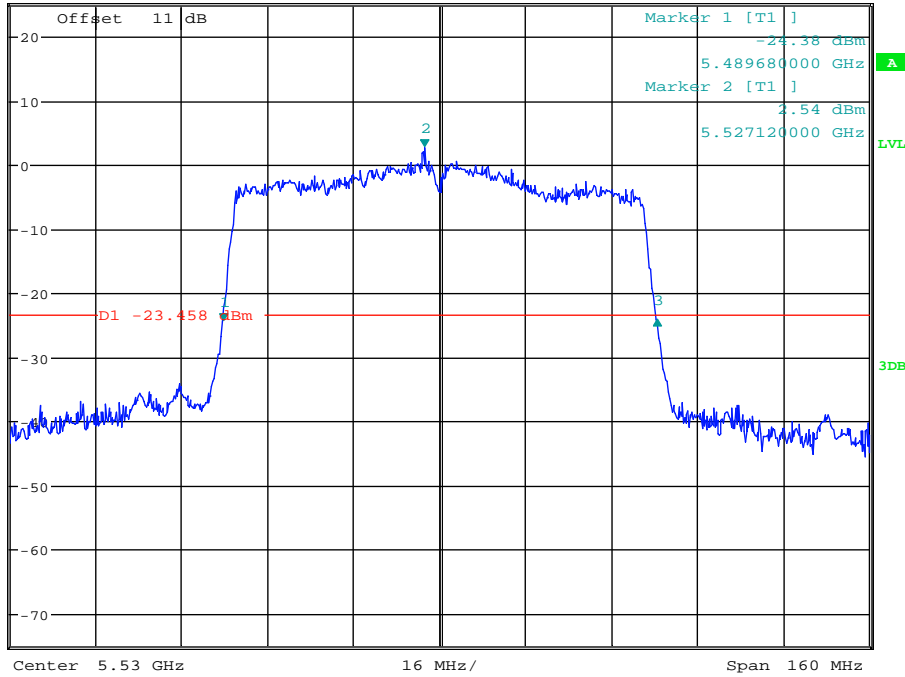
Date: 2.JAN.2018 14:42:37

Emission Bandwidth Measurement_11AC80SISO_5530_Ant2



Ref 25 dBm * Att 20 dB * RBW 1 MHz Delta 3 [T1]
* VBW 2 MHz 0.11 dB
SWT 20 ms 80.800000000 MHz

1 PK
VIEW



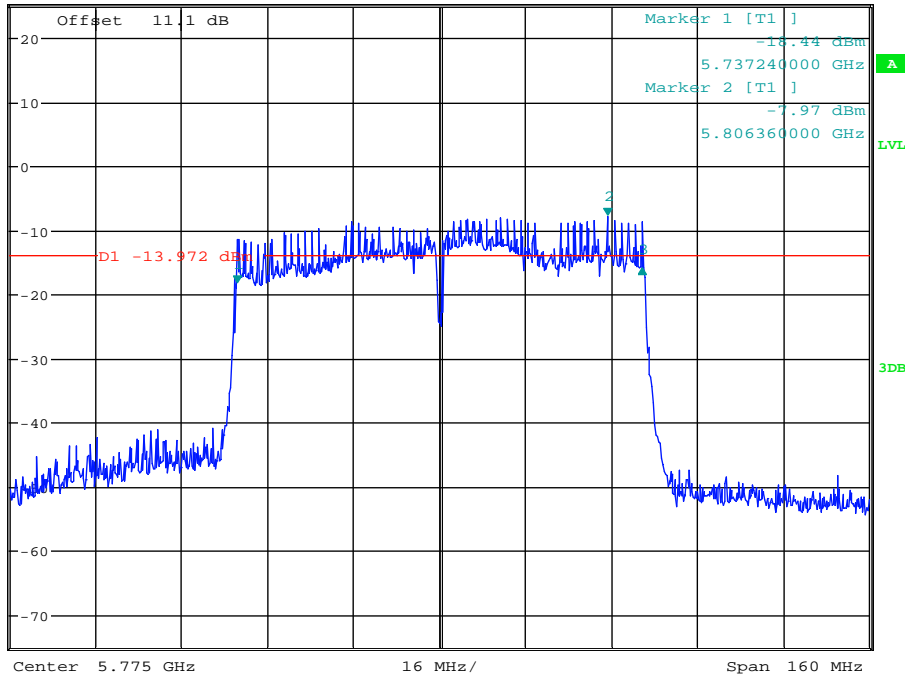
Date: 3.JAN.2018 17:46:15

Emission Bandwidth Measurement_11AC80SISO_5775_Ant1



Ref 25 dBm * Att 20 dB * RBW 100 kHz Delta 3 [T1]
* VBW 300 kHz 2.42 dB
SWT 20 ms 75.520000000 MHz

1 PK
VIEW



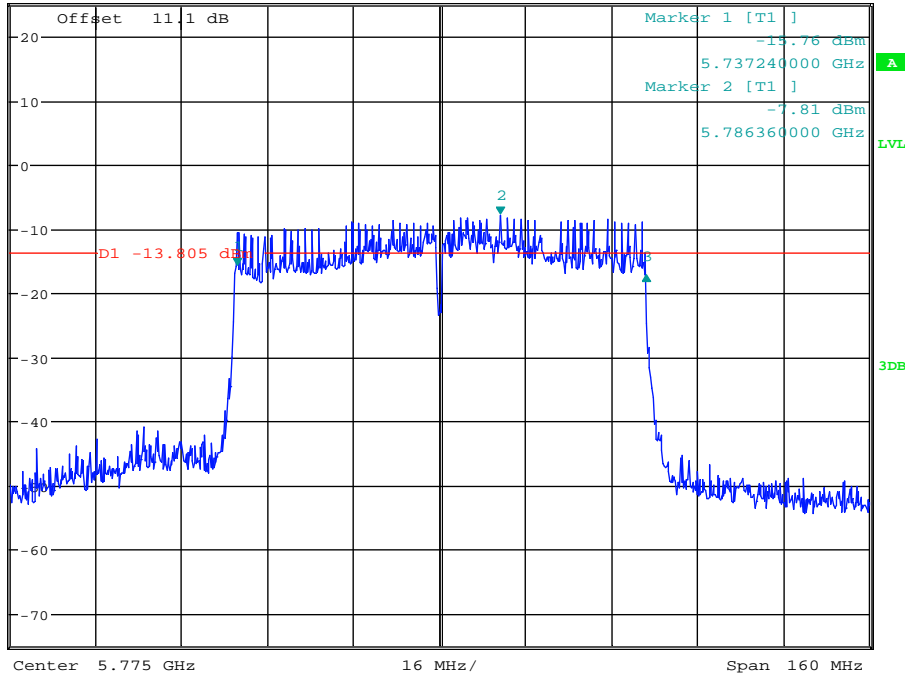
Date: 2.JAN.2018 14:48:51

Emission Bandwidth Measurement_11AC80SISO_5775_Ant2



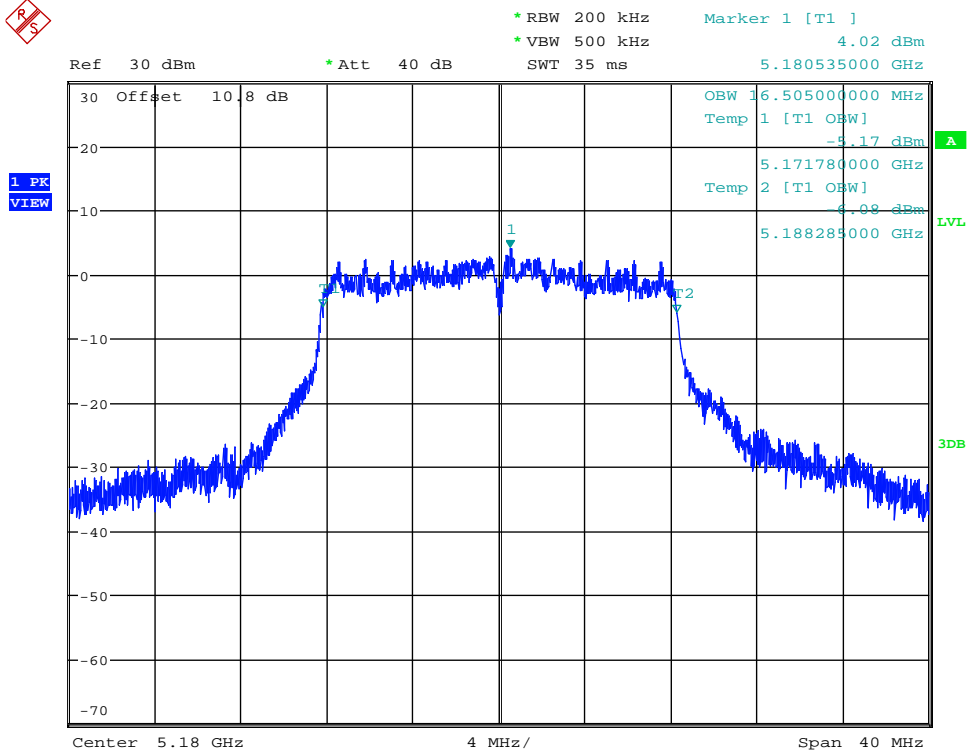
Ref 25 dBm * Att 20 dB * RBW 100 kHz Delta 3 [T1]
* VBW 300 kHz -1.68 dB
SWT 20 ms 76.160000000 MHz

1 PK
VIEW



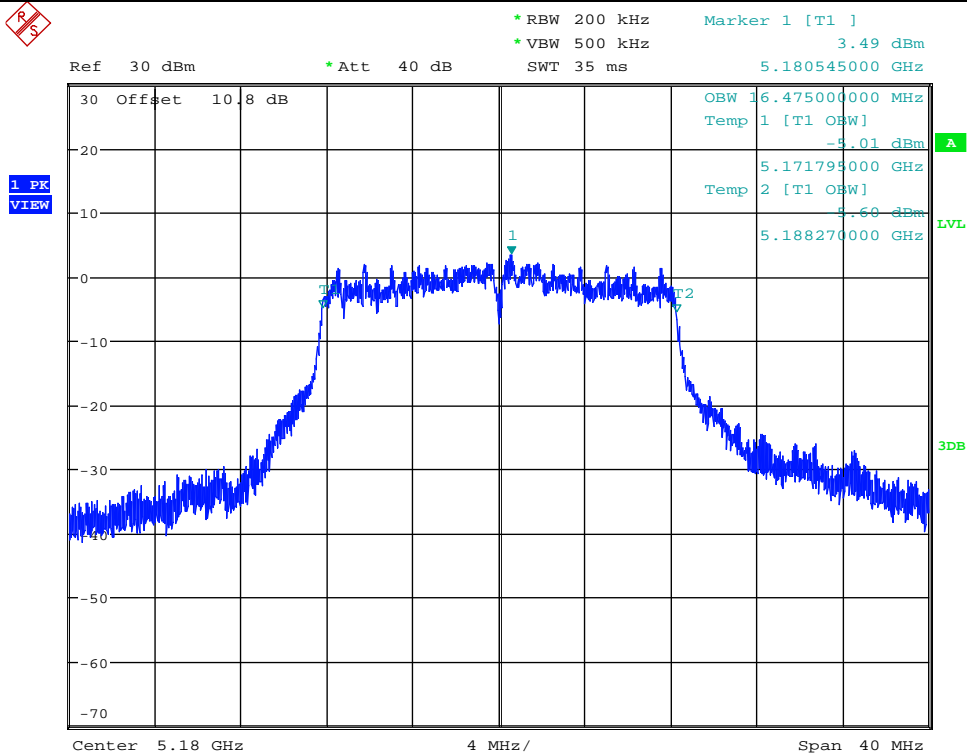
Date: 3.JAN.2018 17:53:09

Occupied Bandwidth Measurement_11A_5180_Ant1



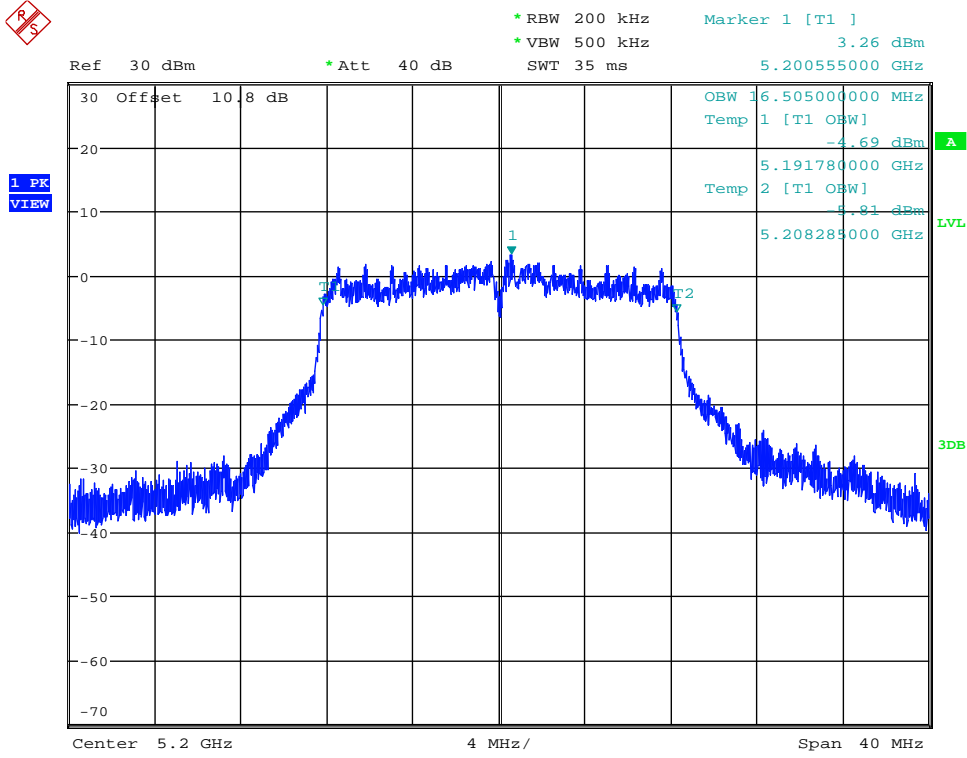
Date: 27.DEC.2017 20:23:06

Occupied Bandwidth Measurement_11A_5180_Ant2



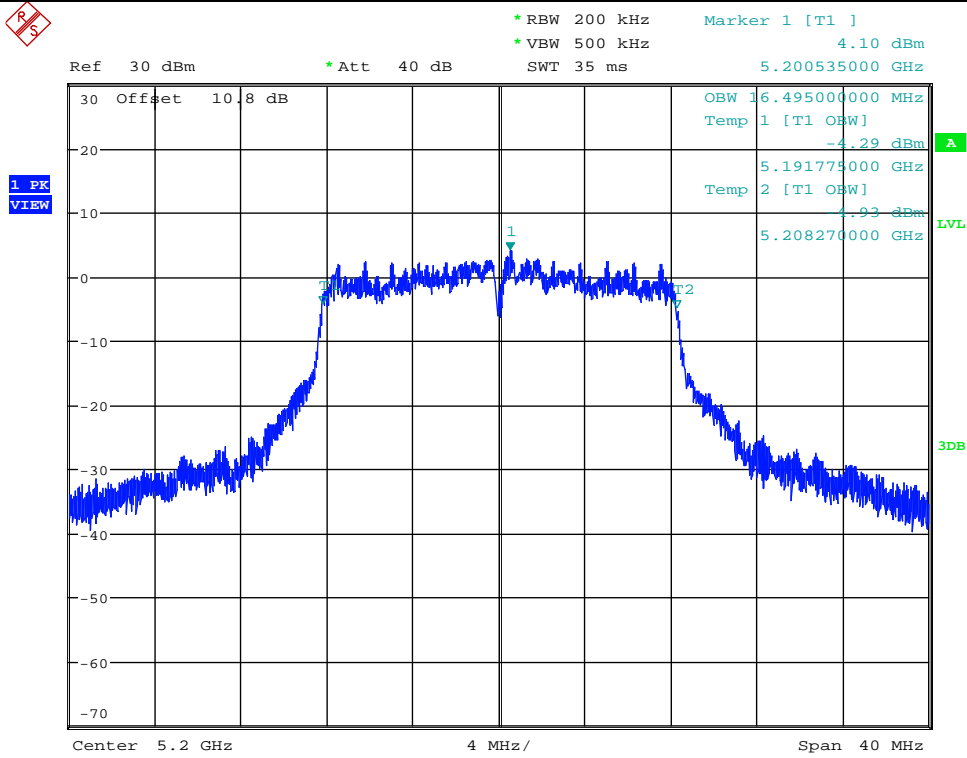
Date: 2.JAN.2018 14:56:10

Occupied Bandwidth Measurement_11A_5200_Ant1



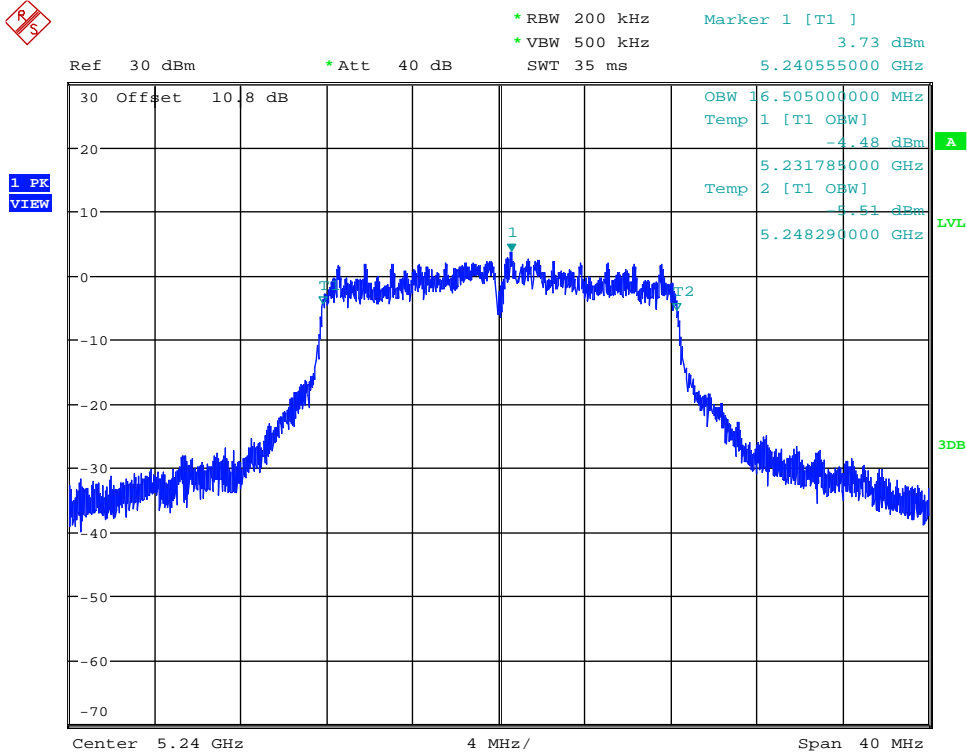
Date: 27.DEC.2017 20:28:21

Occupied Bandwidth Measurement_11A_5200_Ant2



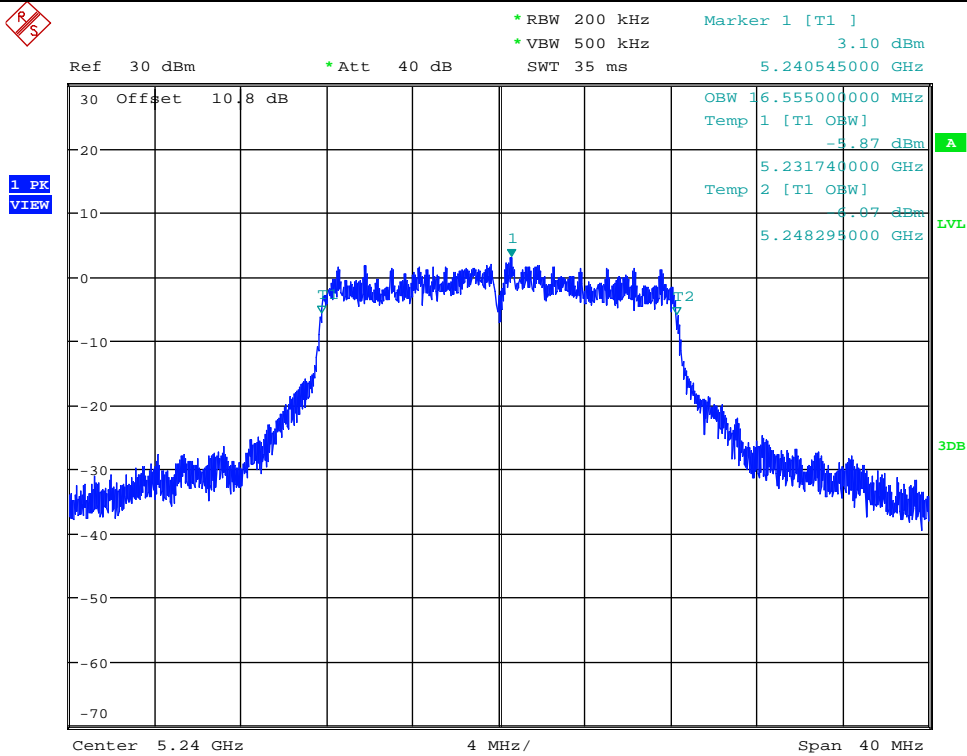
Date: 2.JAN.2018 15:01:46

Occupied Bandwidth Measurement_11A_5240_Ant1



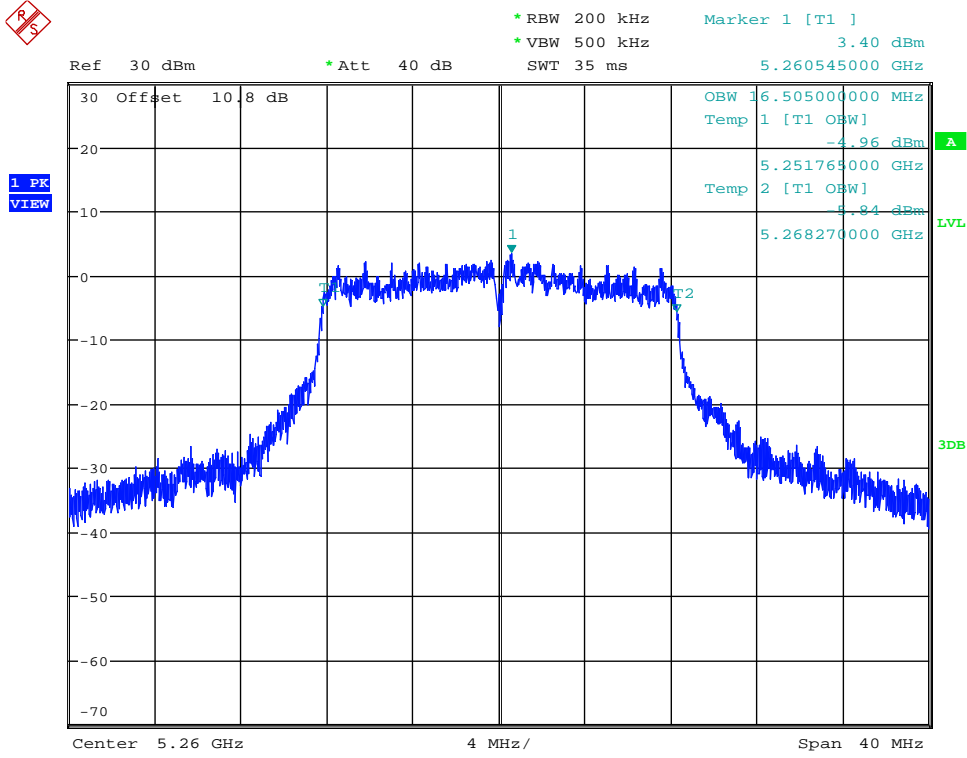
Date: 27.DEC.2017 20:33:27

Occupied Bandwidth Measurement_11A_5240_Ant2



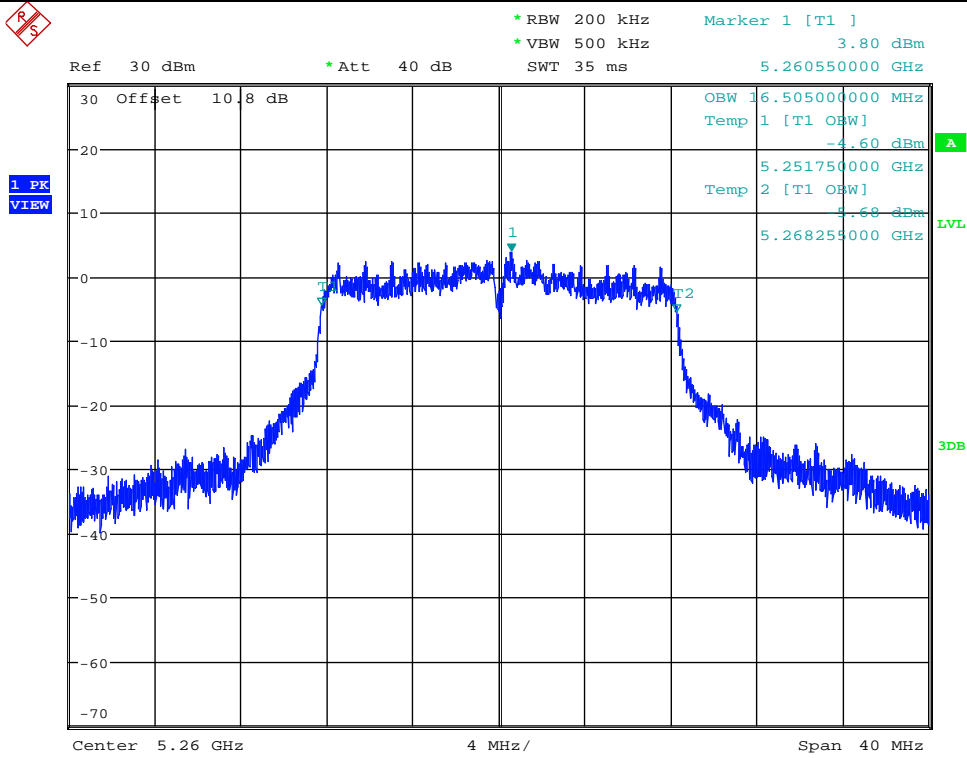
Date: 2.JAN.2018 15:09:12

Occupied Bandwidth Measurement_11A_5260_Ant1



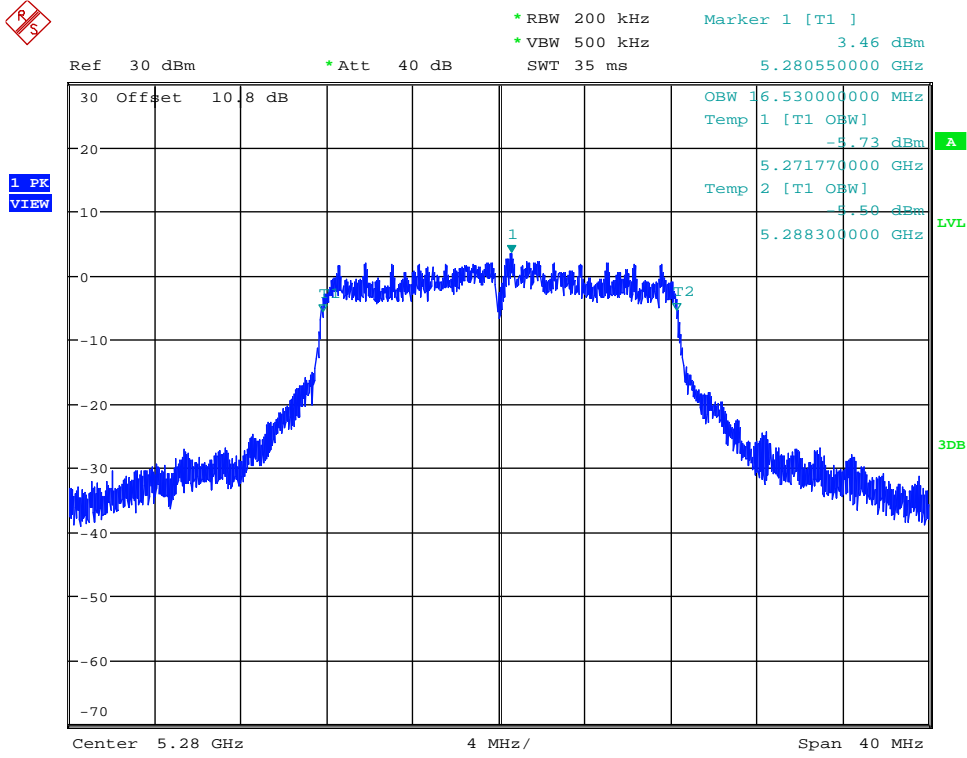
Date: 27.DEC.2017 20:41:40

Occupied Bandwidth Measurement_11A_5260_Ant2



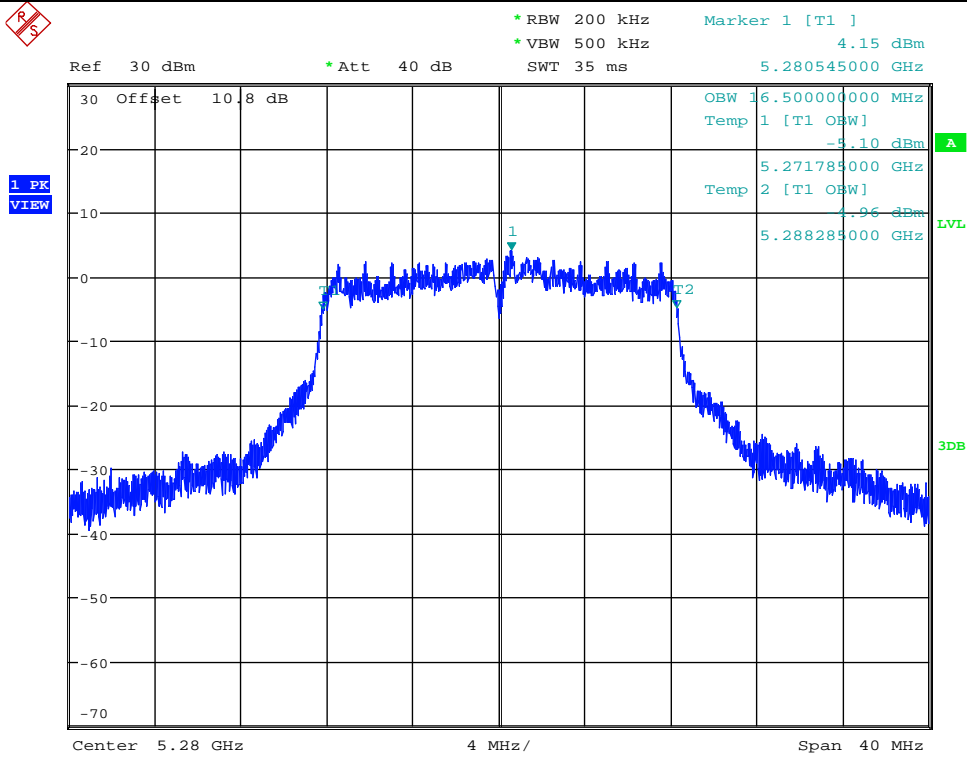
Date: 2.JAN.2018 15:15:44

Occupied Bandwidth Measurement_11A_5280_Ant1



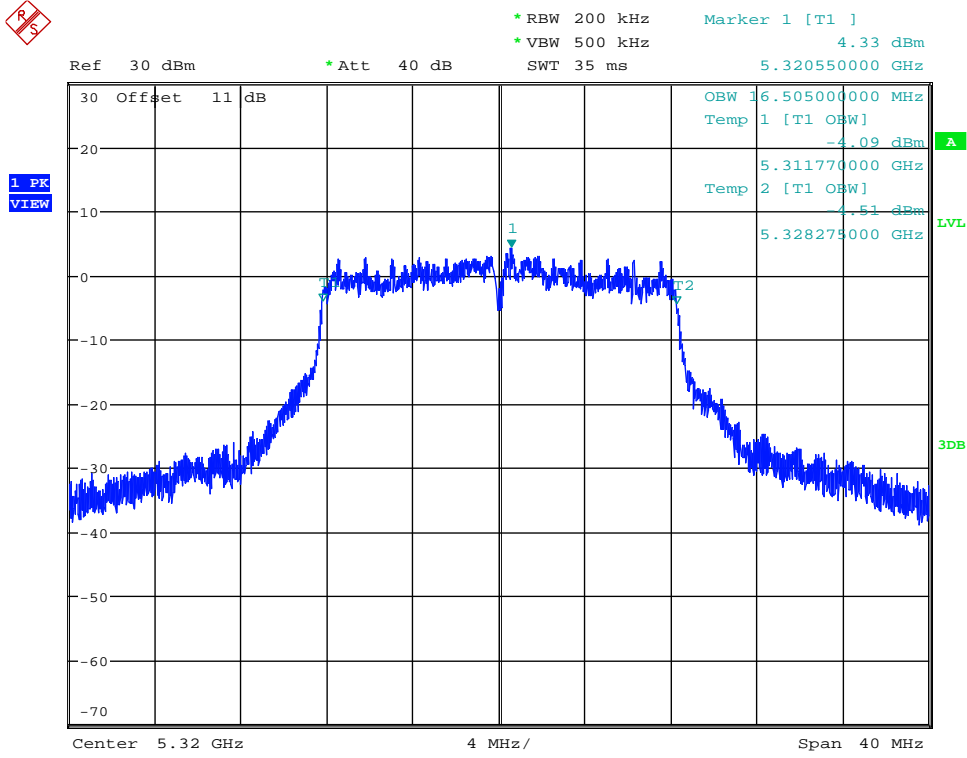
Date: 27.DEC.2017 20:46:57

Occupied Bandwidth Measurement_11A_5280_Ant2



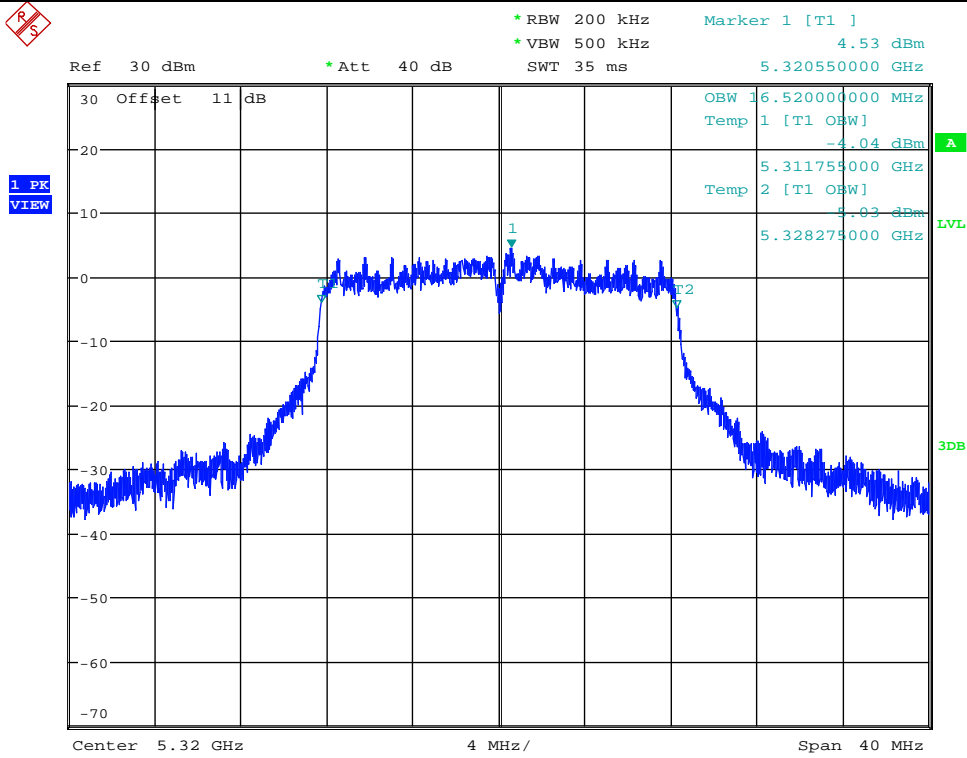
Date: 2.JAN.2018 15:21:36

Occupied Bandwidth Measurement_11A_5320_Ant1



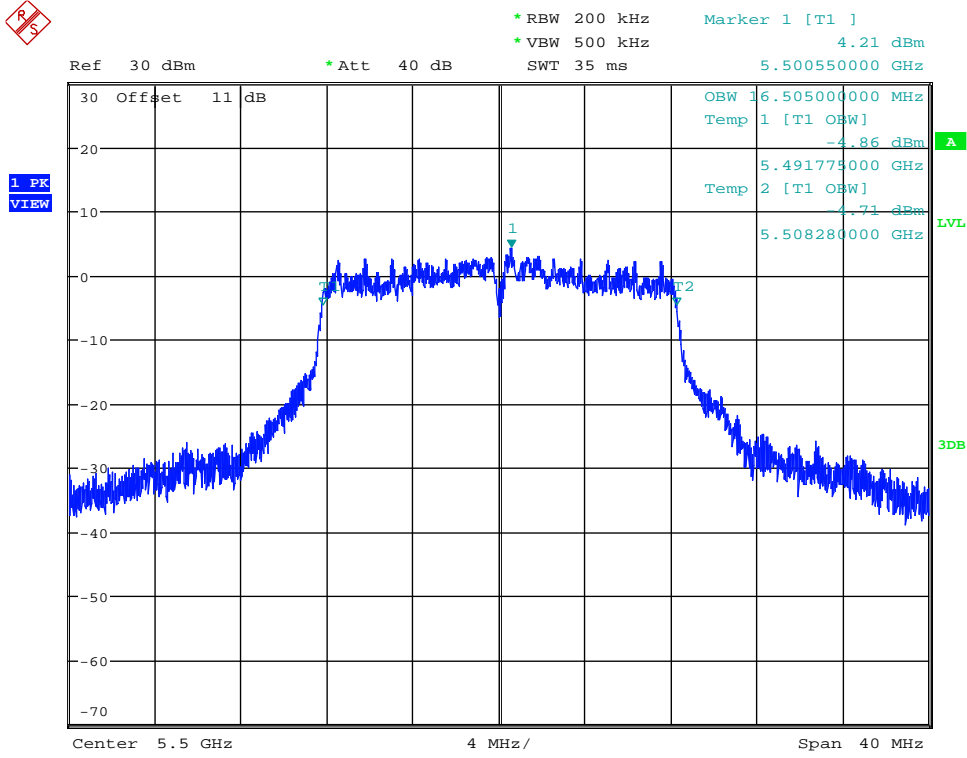
Date: 27.DEC.2017 20:51:34

Occupied Bandwidth Measurement_11A_5320_Ant2



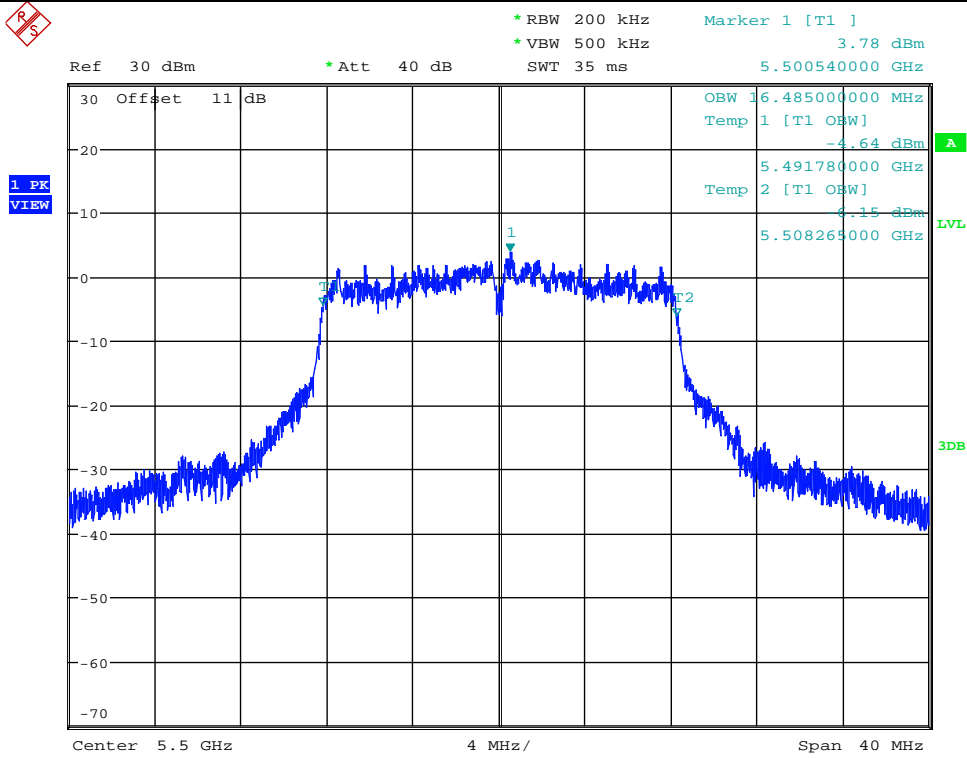
Date: 2.JAN.2018 15:26:32

Occupied Bandwidth Measurement_11A_5500_Ant1



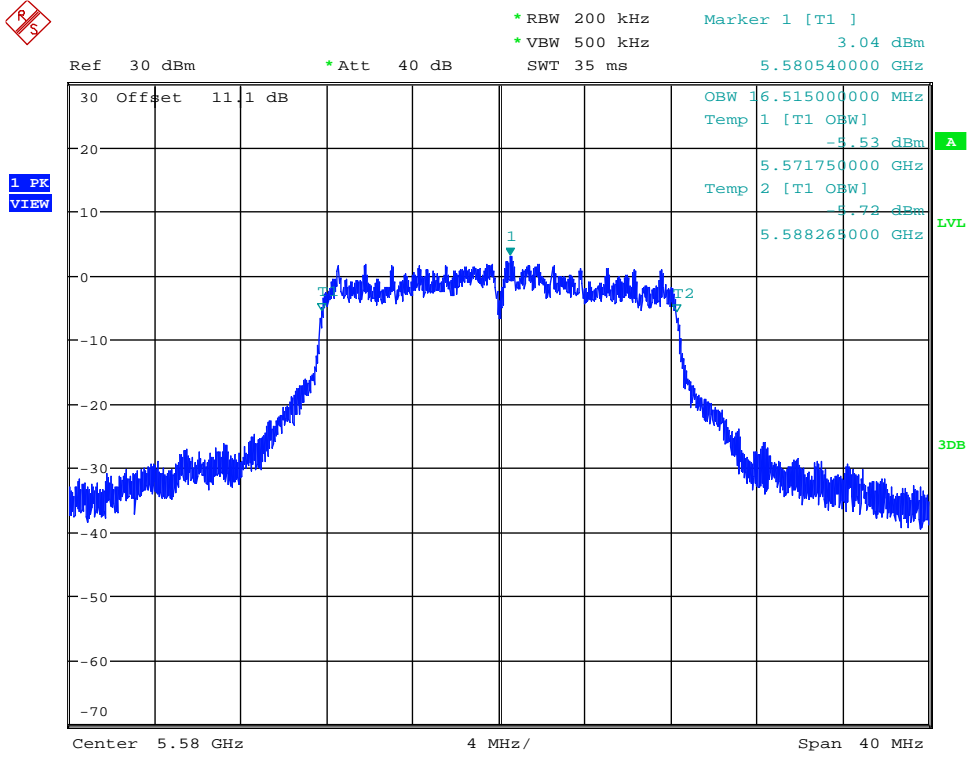
Date: 27.DEC.2017 20:56:53

Occupied Bandwidth Measurement_11A_5500_Ant2



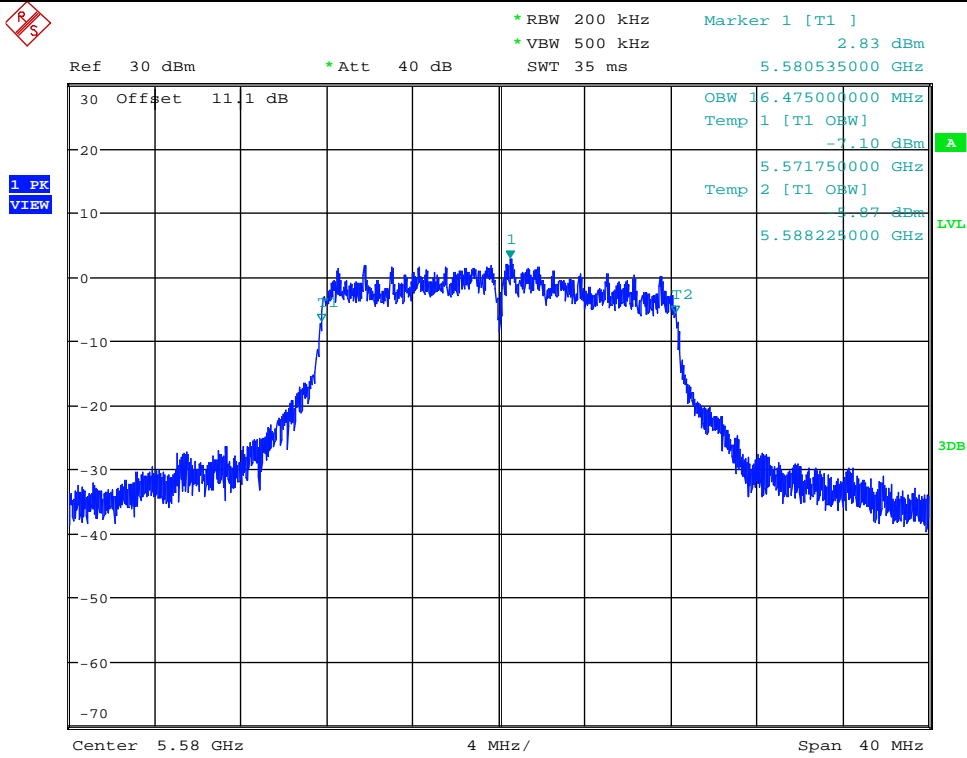
Date: 2.JAN.2018 15:52:11

Occupied Bandwidth Measurement_11A_5580_Ant1



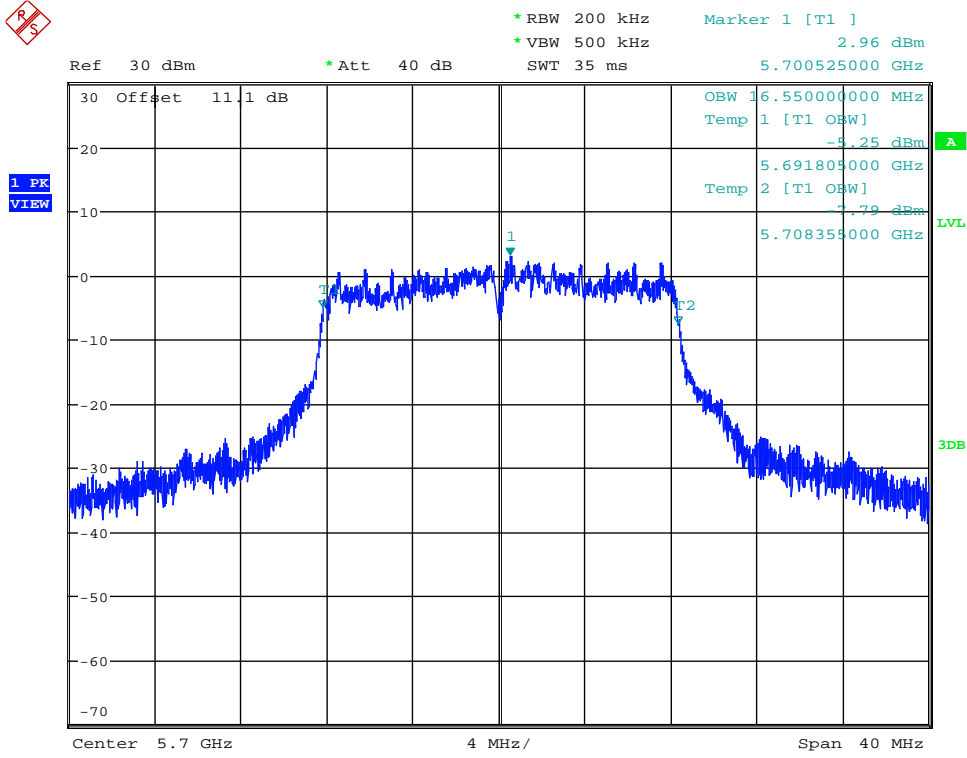
Date: 27.DEC.2017 21:04:36

Occupied Bandwidth Measurement_11A_5580_Ant2



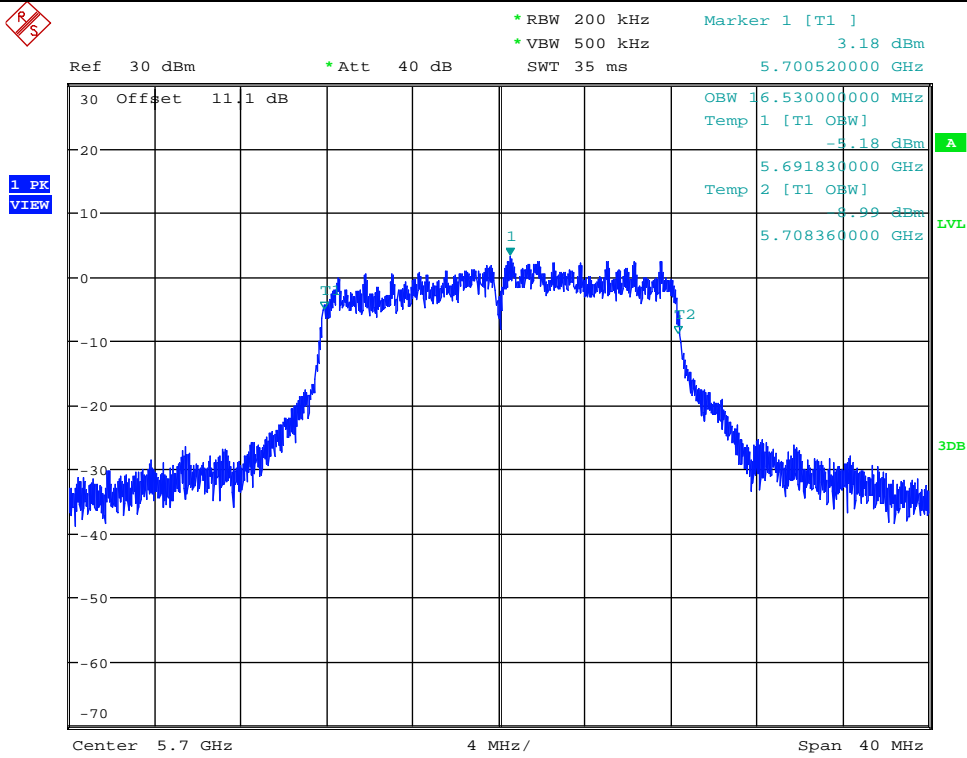
Date: 2.JAN.2018 15:57:22

Occupied Bandwidth Measurement_11A_5700_Ant1



Date: 27.DEC.2017 21:09:23

Occupied Bandwidth Measurement_11A_5700_Ant2



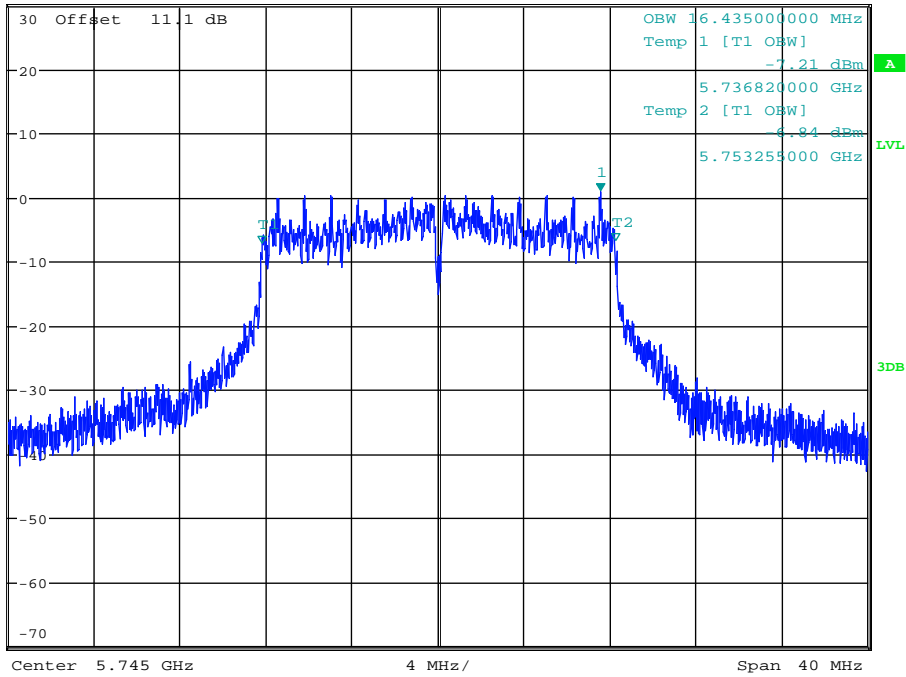
Date: 2.JAN.2018 16:04:22

Occupied Bandwidth Measurement_11A_5745_Ant1



Ref 30 dBm * Att 40 dB * RBW 100 kHz Marker 1 [T1]
* VBW 300 kHz 0.81 dBm
SWT 35 ms 5.752535000 GHz

1 PK
VIEW



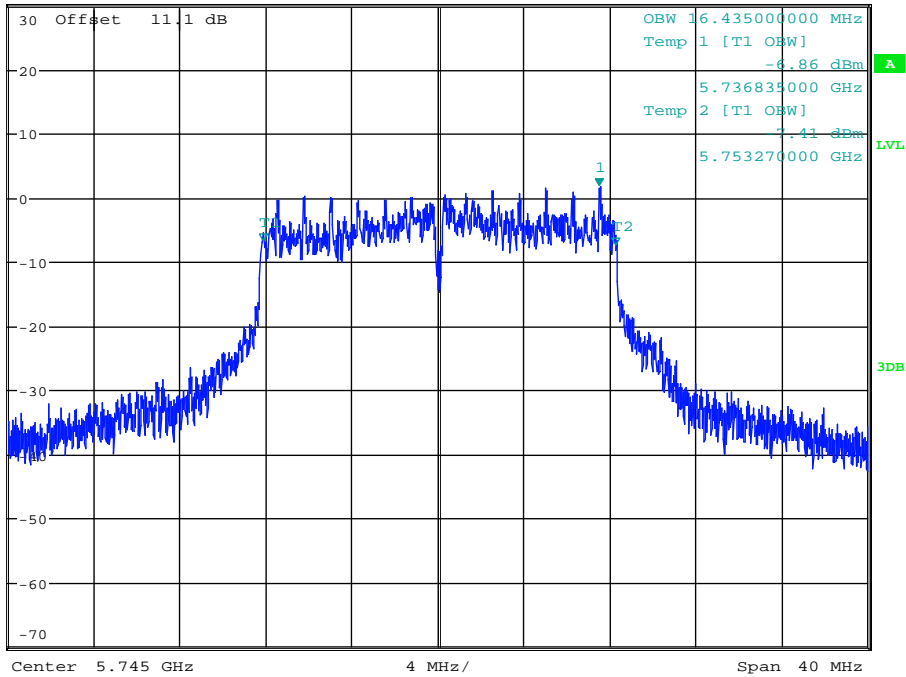
Date: 27.DEC.2017 21:14:15

Occupied Bandwidth Measurement_11A_5745_Ant2



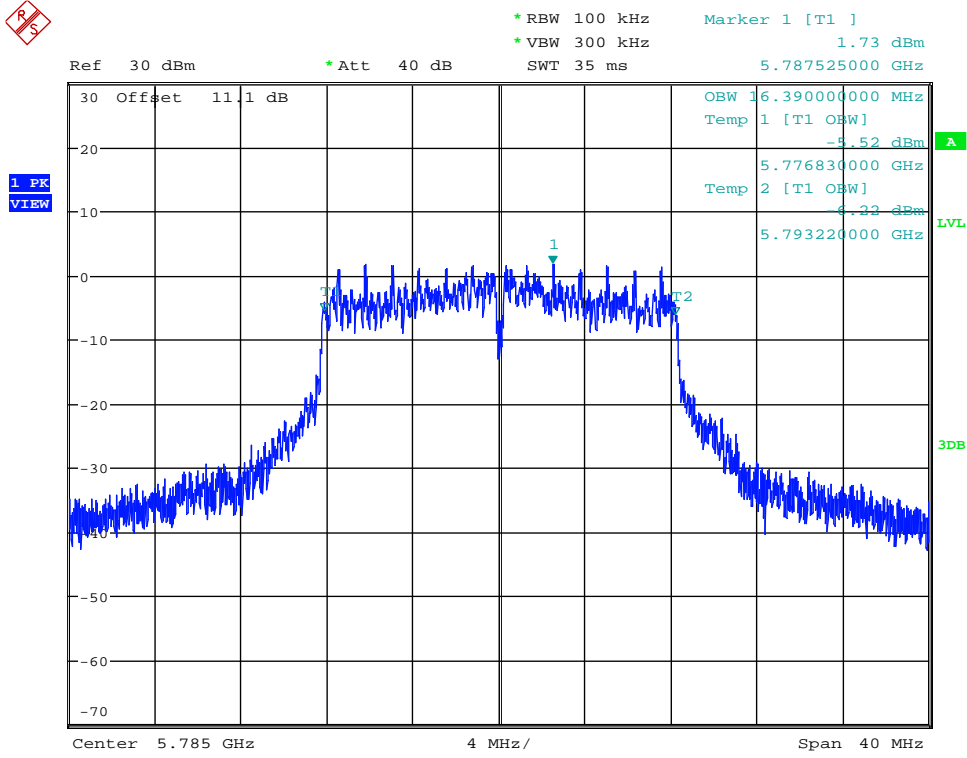
Ref 30 dBm * Att 40 dB * RBW 100 kHz Marker 1 [T1]
* VBW 300 kHz 1.64 dBm
SWT 35 ms 5.752530000 GHz

1 PK
VIEW



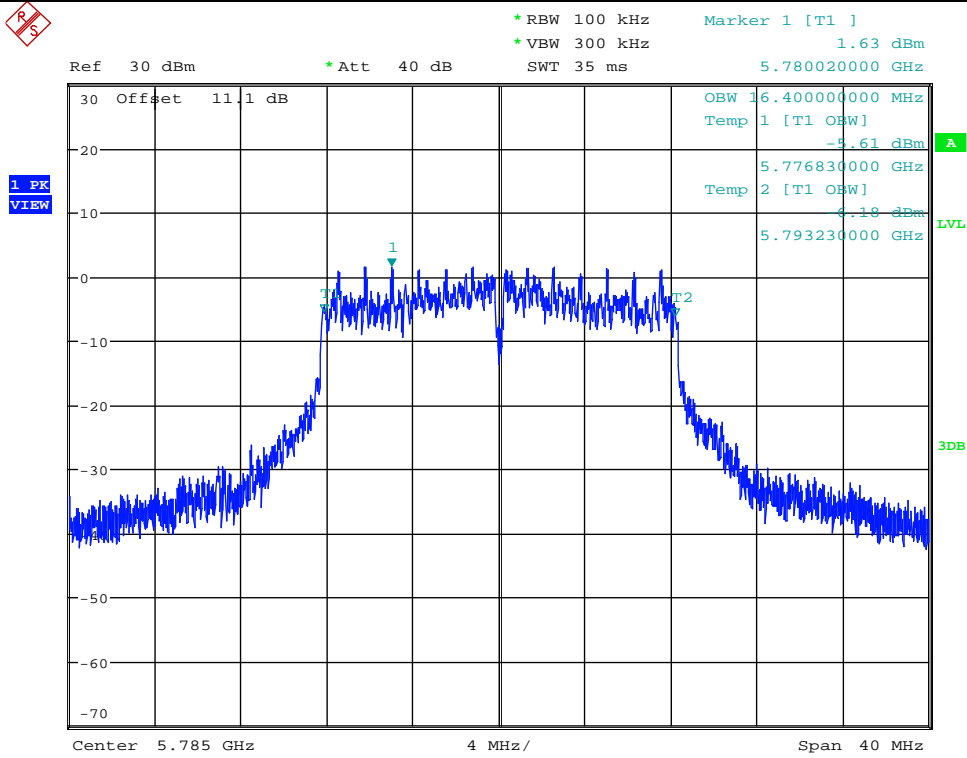
Date: 2.JAN.2018 16:10:40

Occupied Bandwidth Measurement_11A_5785_Ant1



Date: 27.DEC.2017 21:21:01

Occupied Bandwidth Measurement_11A_5785_Ant2



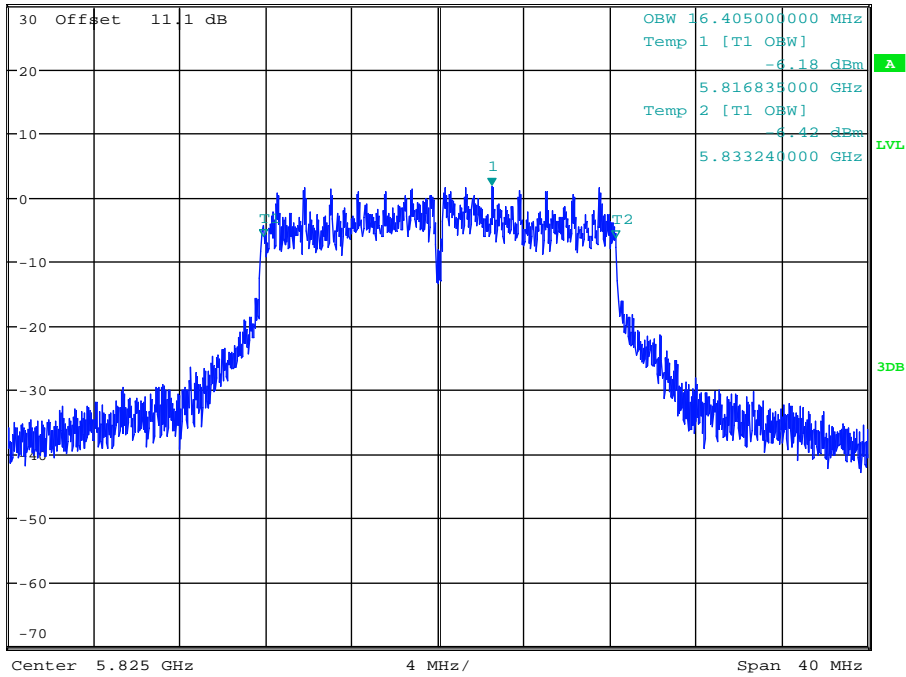
Date: 2.JAN.2018 16:14:48

Occupied Bandwidth Measurement_11A_5825_Ant1



Ref 30 dBm * Att 40 dB * RBW 100 kHz Marker 1 [T1]
* VBW 300 kHz 1.64 dBm
SWT 35 ms 5.827520000 GHz

1 PK
VIEW



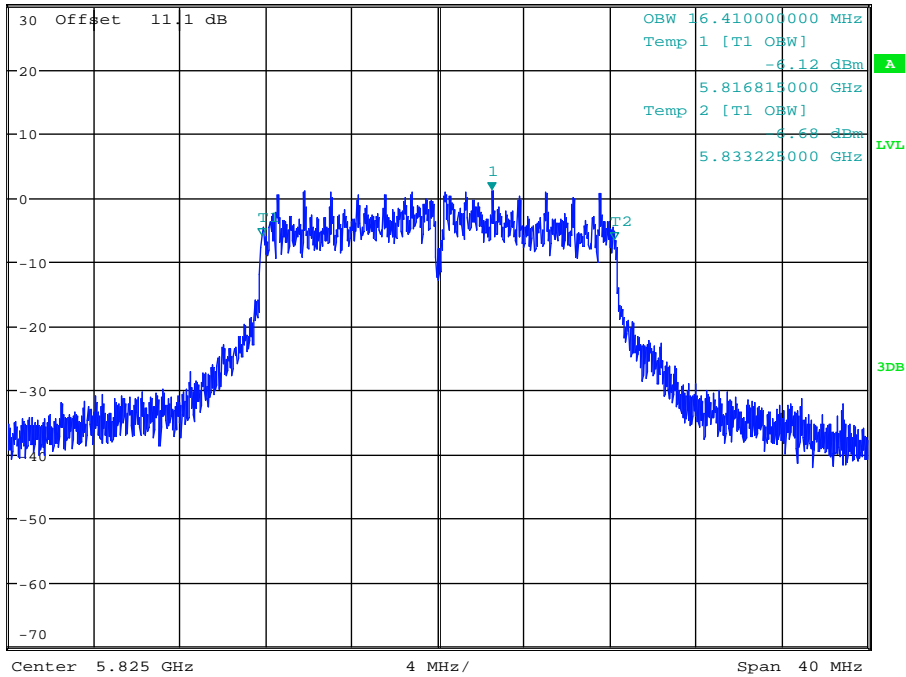
Date: 27.DEC.2017 21:24:34

Occupied Bandwidth Measurement_11A_5825_Ant2



Ref 30 dBm * Att 40 dB * RBW 100 kHz Marker 1 [T1]
* VBW 300 kHz 1.06 dBm
SWT 35 ms 5.827530000 GHz

1 PK
VIEW



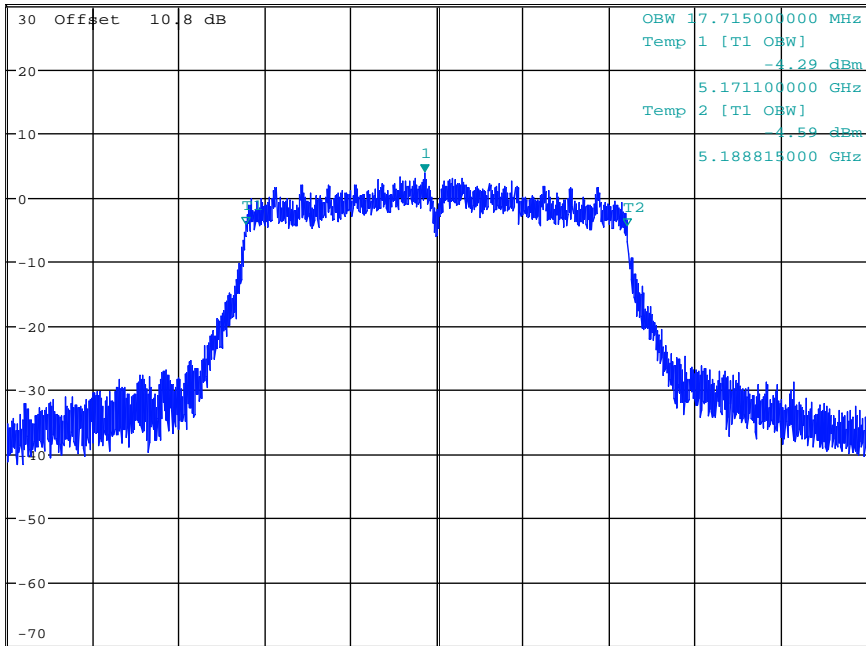
Date: 2.JAN.2018 16:18:35

Occupied Bandwidth Measurement_11N20SISO_5180_Ant1



Ref 30 dBm * Att 40 dB * RBW 200 kHz * VBW 500 kHz * SWT 35 ms Marker 1 [T1]
 3.89 dBm
 5.179410000 GHz

1 PK VIEW



Center 5.18 GHz 4 MHz/ Span 40 MHz

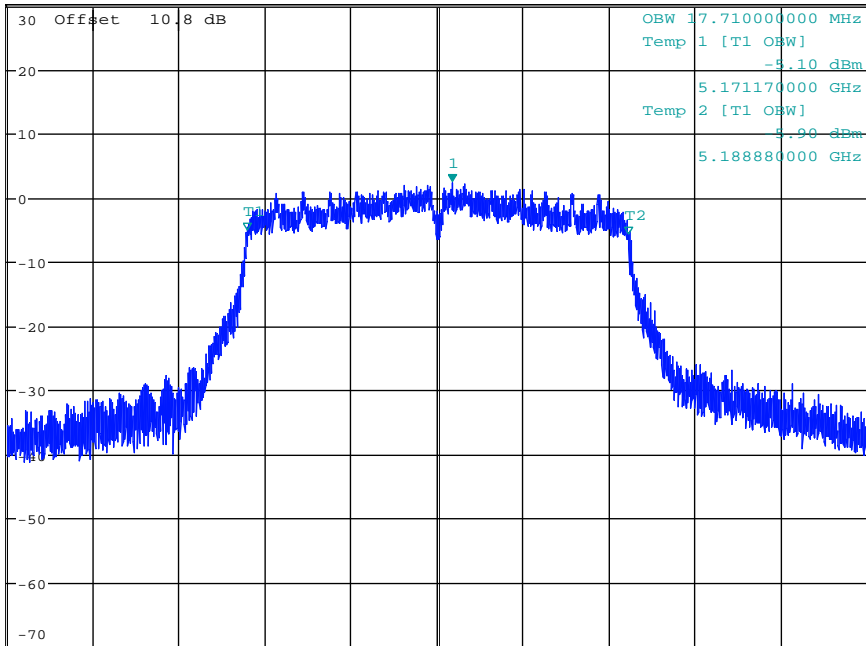
Date: 28.DEC.2017 08:35:14

Occupied Bandwidth Measurement_11N20SISO_5180_Ant2



Ref 30 dBm * Att 40 dB * RBW 200 kHz * VBW 500 kHz * SWT 35 ms Marker 1 [T1]
 2.27 dBm
 5.180735000 GHz

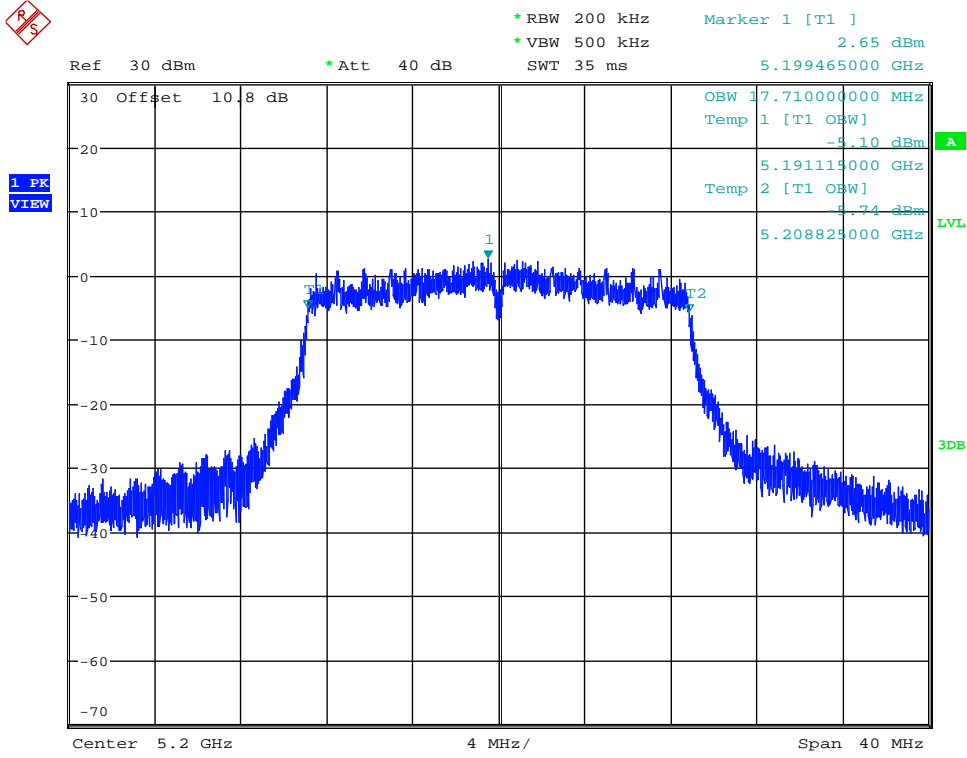
1 PK VIEW



Center 5.18 GHz 4 MHz/ Span 40 MHz

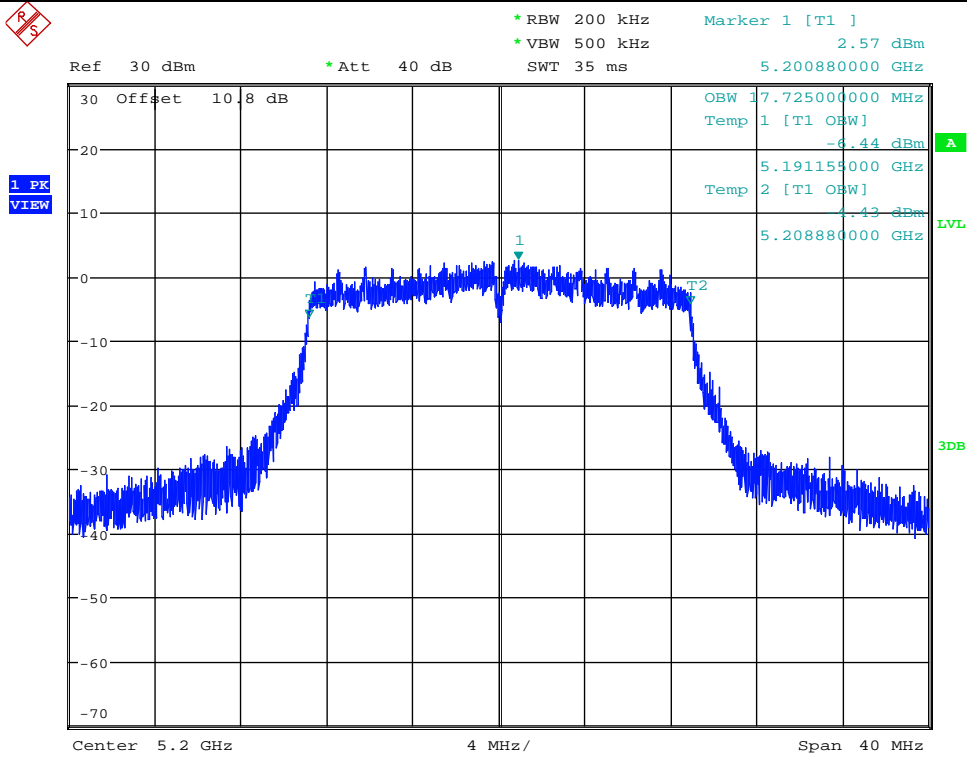
Date: 2.JAN.2018 16:23:06

Occupied Bandwidth Measurement_11N20SISO_5200_Ant1



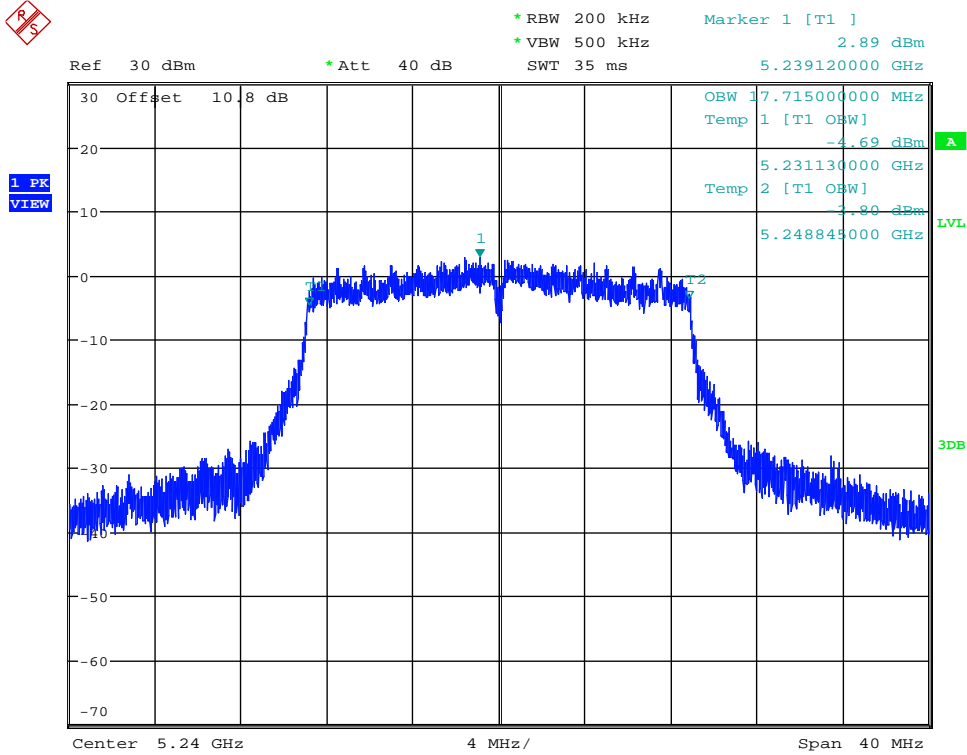
Date: 28.DEC.2017 08:40:25

Occupied Bandwidth Measurement_11N20SISO_5200_Ant2



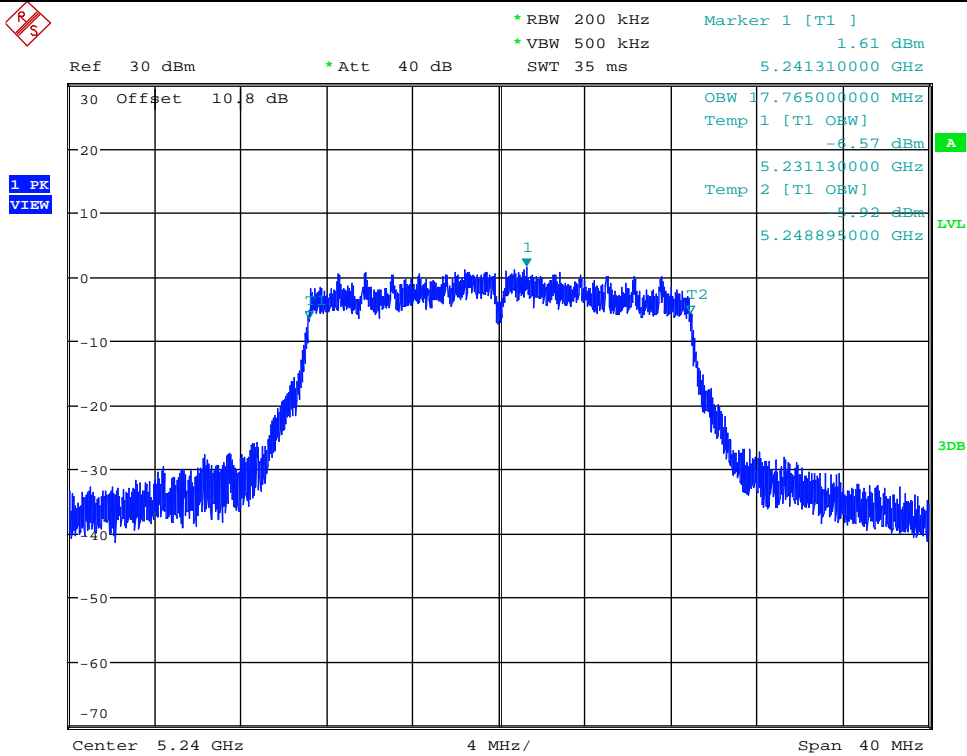
Date: 2.JAN.2018 16:28:59

Occupied Bandwidth Measurement_11N20SISO_5240_Ant1



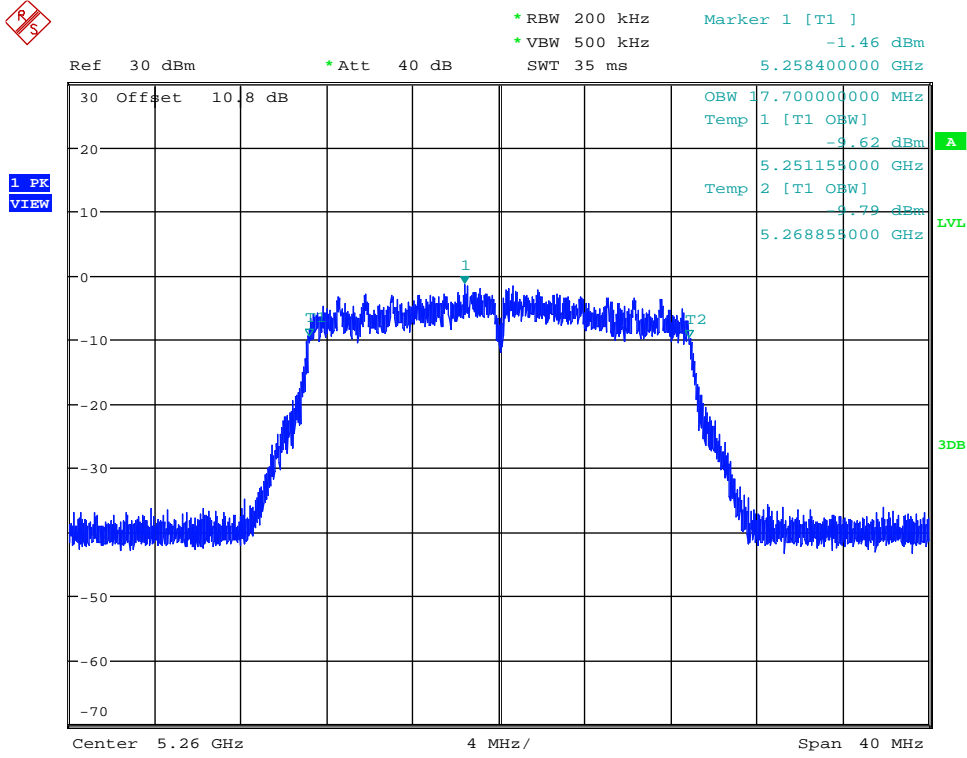
Date: 28.DEC.2017 08:45:06

Occupied Bandwidth Measurement_11N20SISO_5240_Ant2



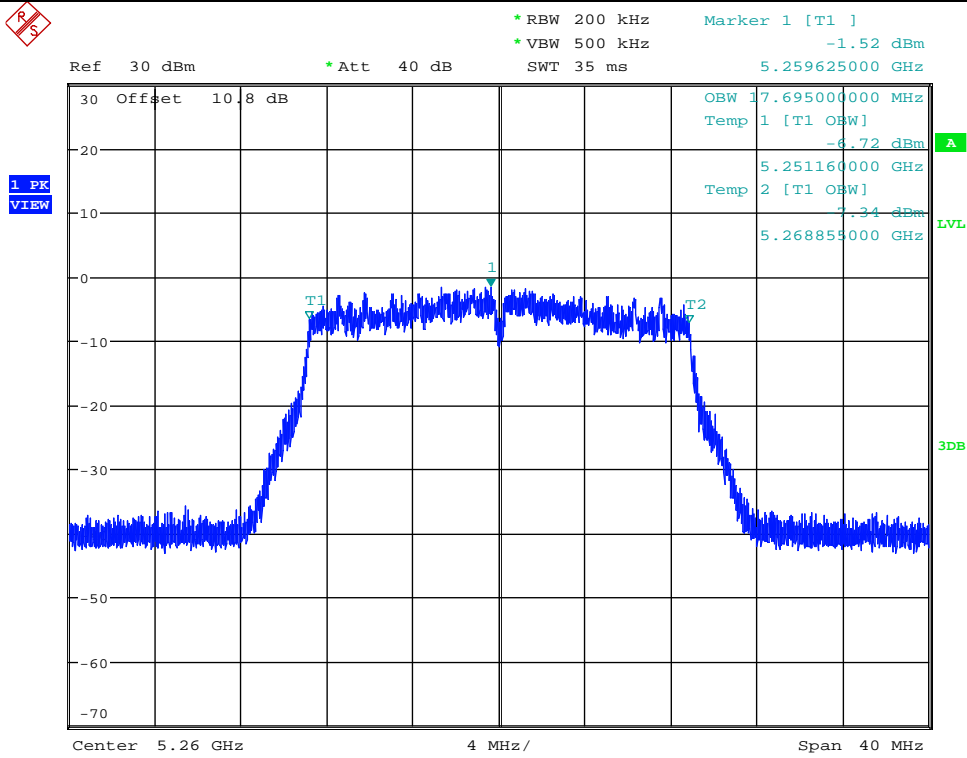
Date: 2.JAN.2018 16:33:58

Occupied Bandwidth Measurement_11N20SISO_5260_Ant1



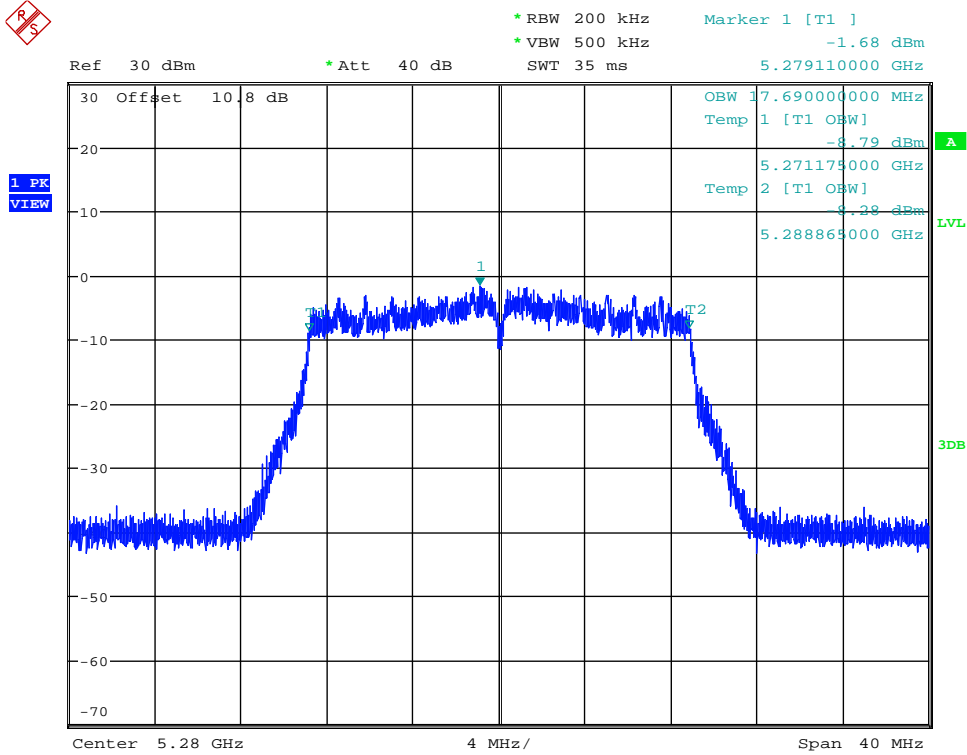
Date: 28.DEC.2017 20:37:07

Occupied Bandwidth Measurement_11N20SISO_5260_Ant2



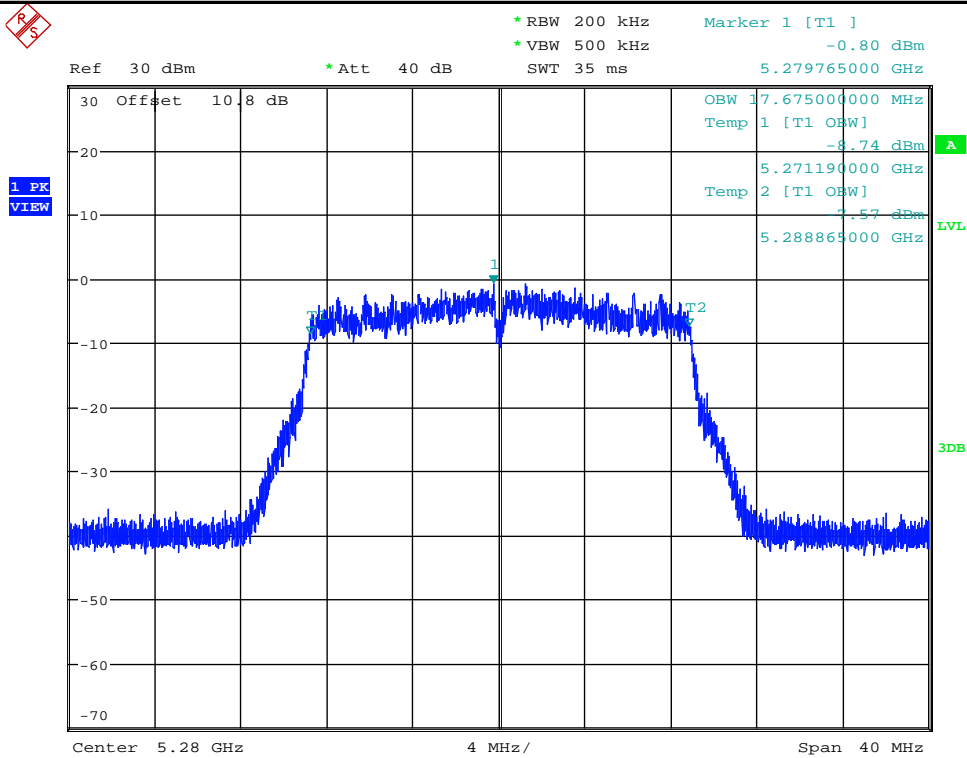
Date: 2.JAN.2018 16:40:27

Occupied Bandwidth Measurement_11N20SISO_5280_Ant1



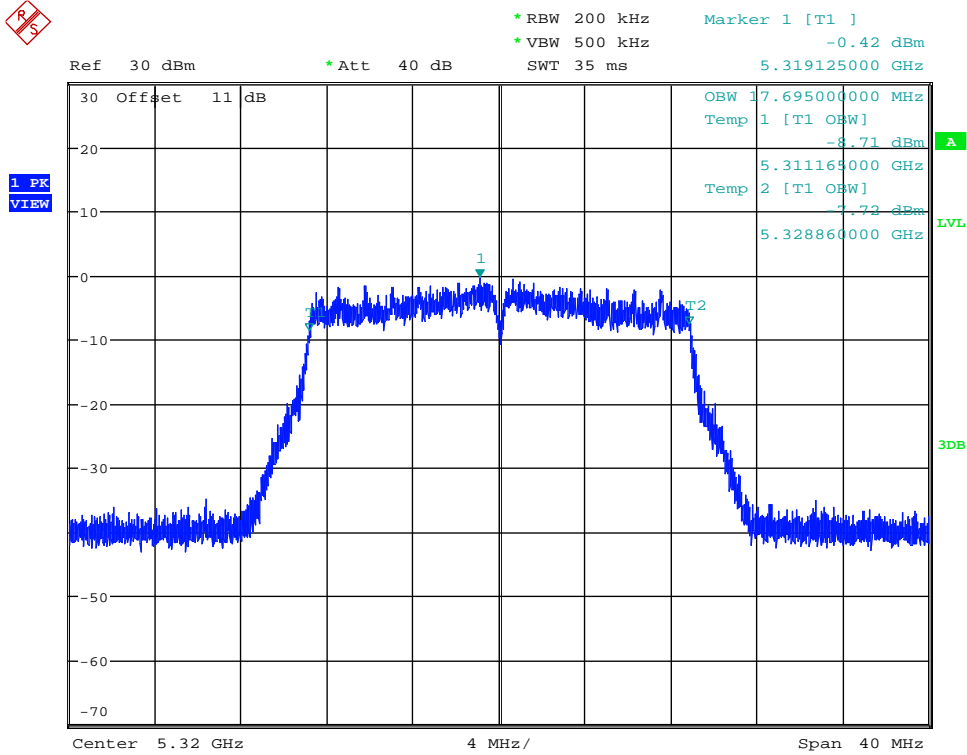
Date: 28.DEC.2017 20:42:28

Occupied Bandwidth Measurement_11N20SISO_5280_Ant2



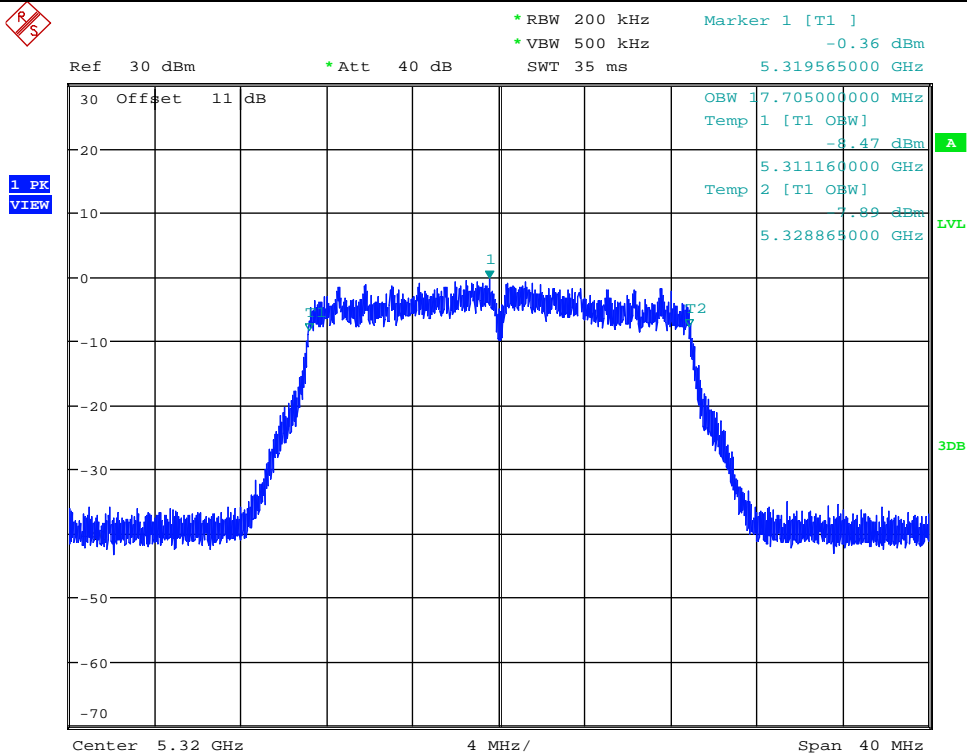
Date: 2.JAN.2018 16:45:39

Occupied Bandwidth Measurement_11N20SISO_5320_Ant1



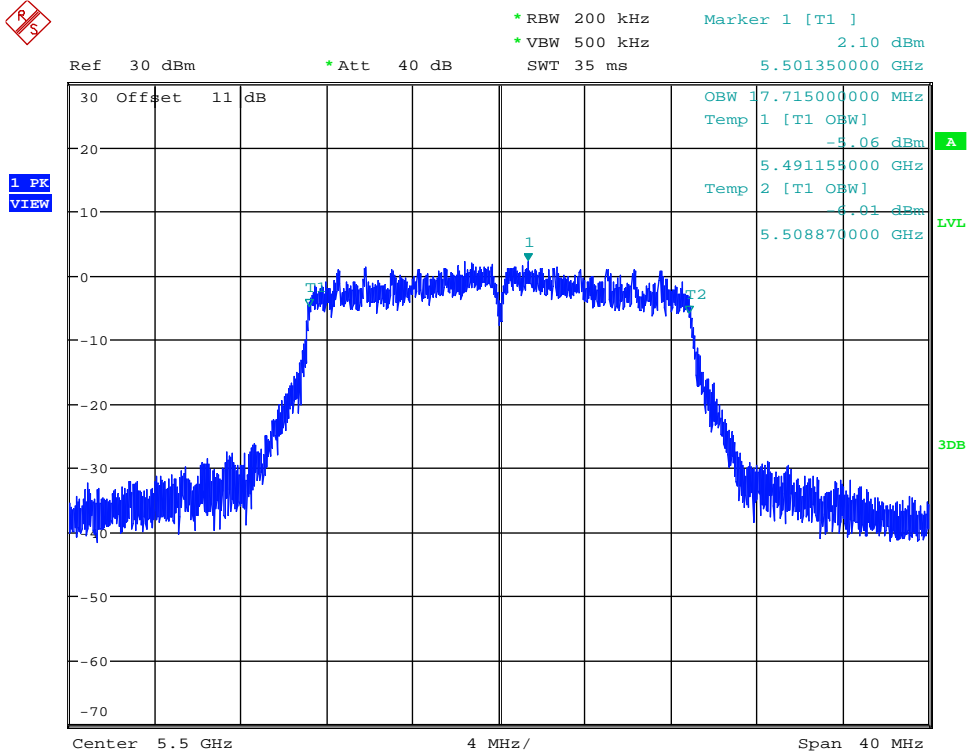
Date: 28.DEC.2017 20:49:17

Occupied Bandwidth Measurement_11N20SISO_5320_Ant2



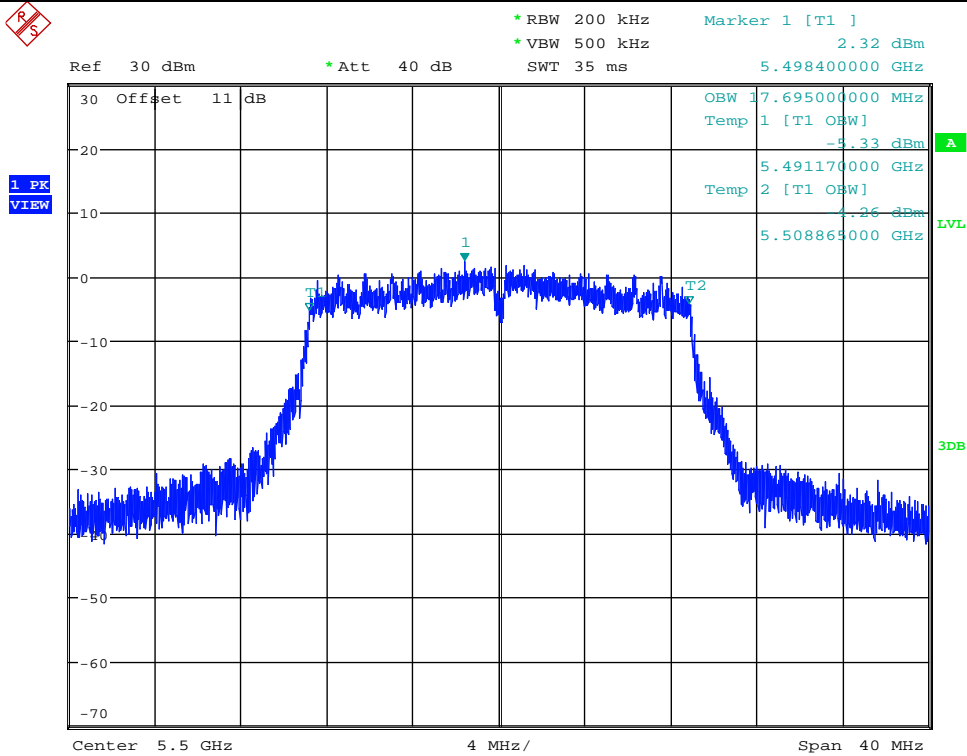
Date: 2.JAN.2018 16:50:20

Occupied Bandwidth Measurement_11N20SISO_5500_Ant1



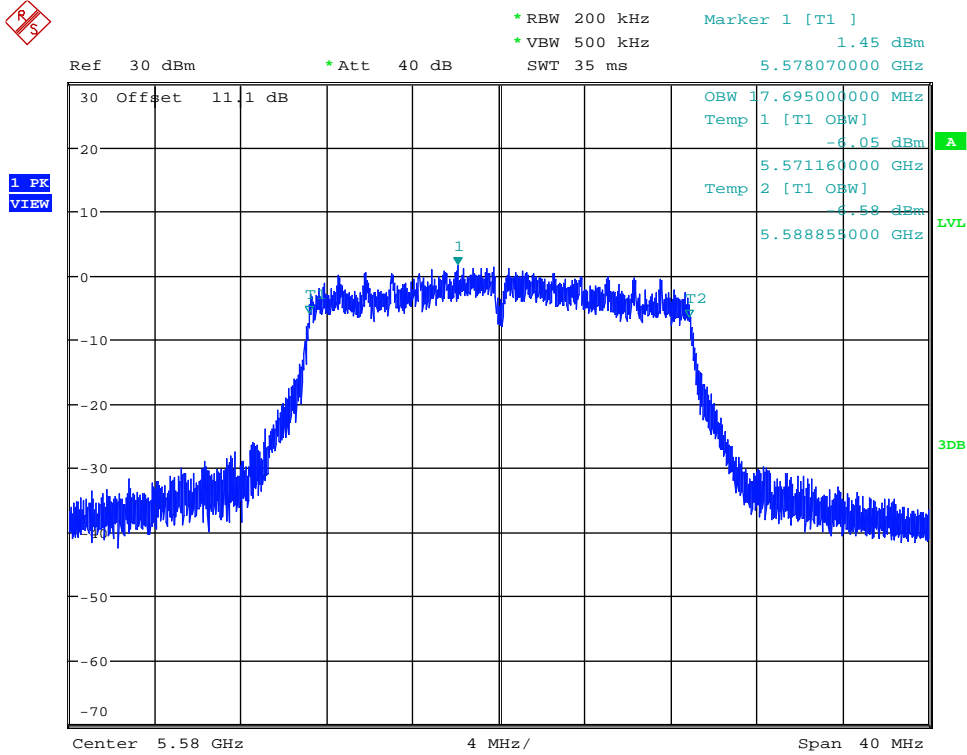
Date: 28.DEC.2017 20:54:35

Occupied Bandwidth Measurement_11N20SISO_5500_Ant2



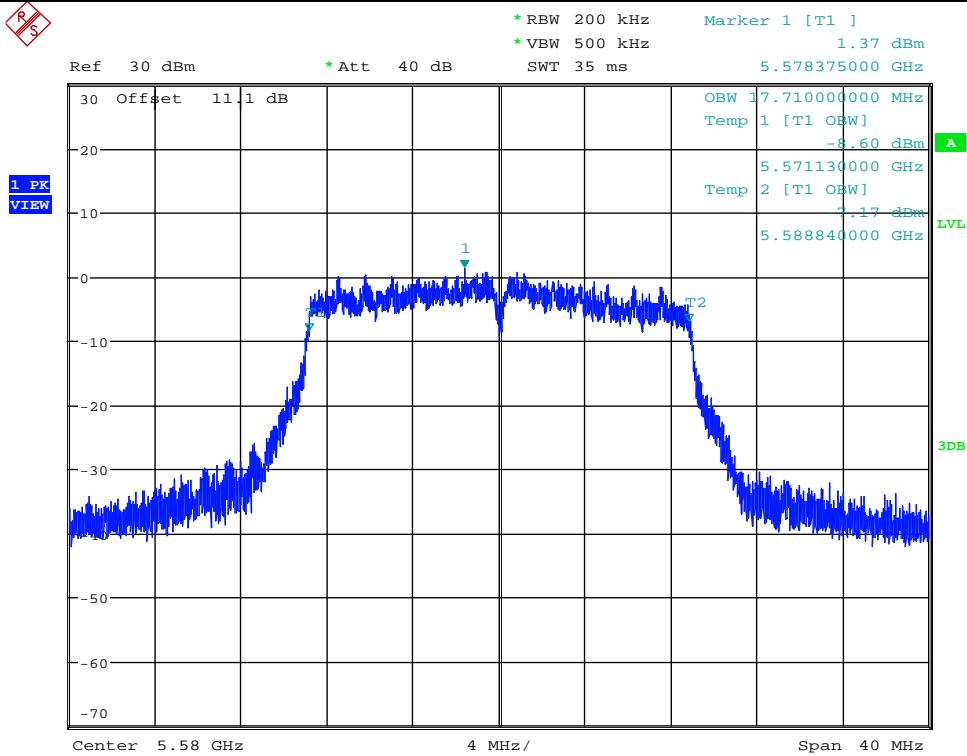
Date: 2.JAN.2018 16:55:42

Occupied Bandwidth Measurement_11N20SISO_5580_Ant1



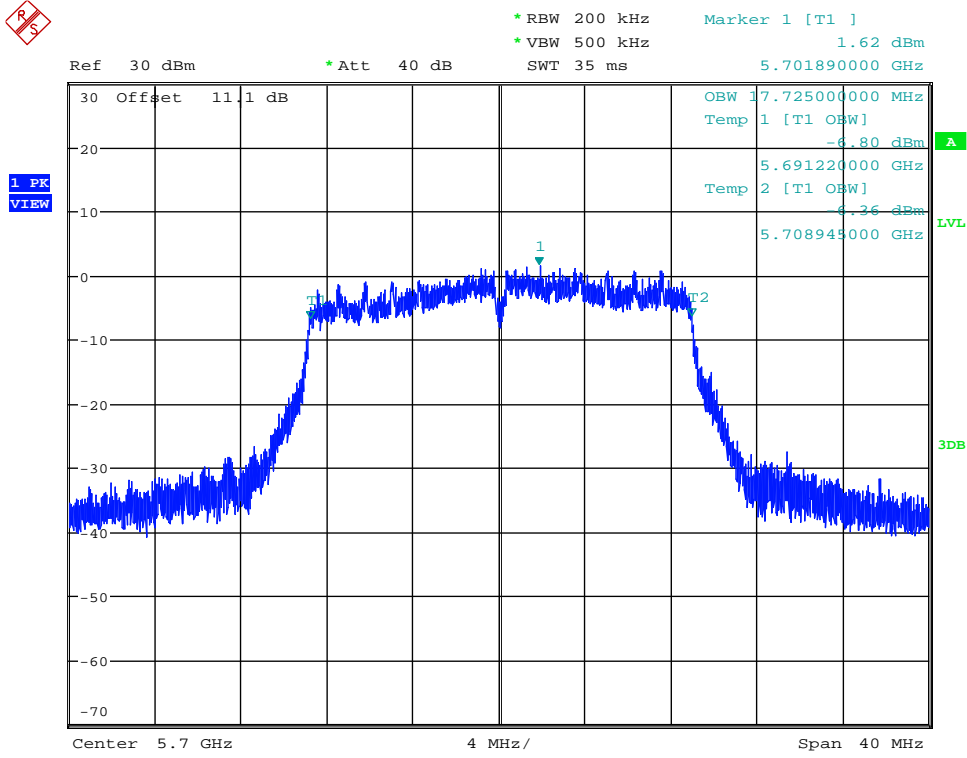
Date: 28.DEC.2017 21:01:09

Occupied Bandwidth Measurement_11N20SISO_5580_Ant2

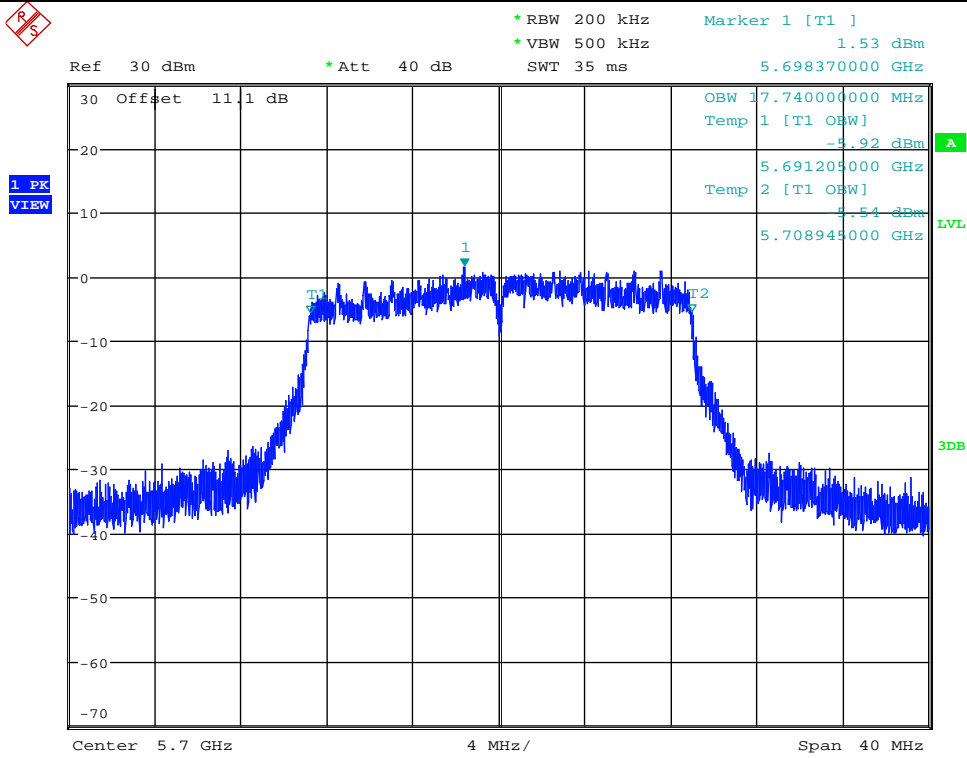


Date: 2.JAN.2018 17:01:12

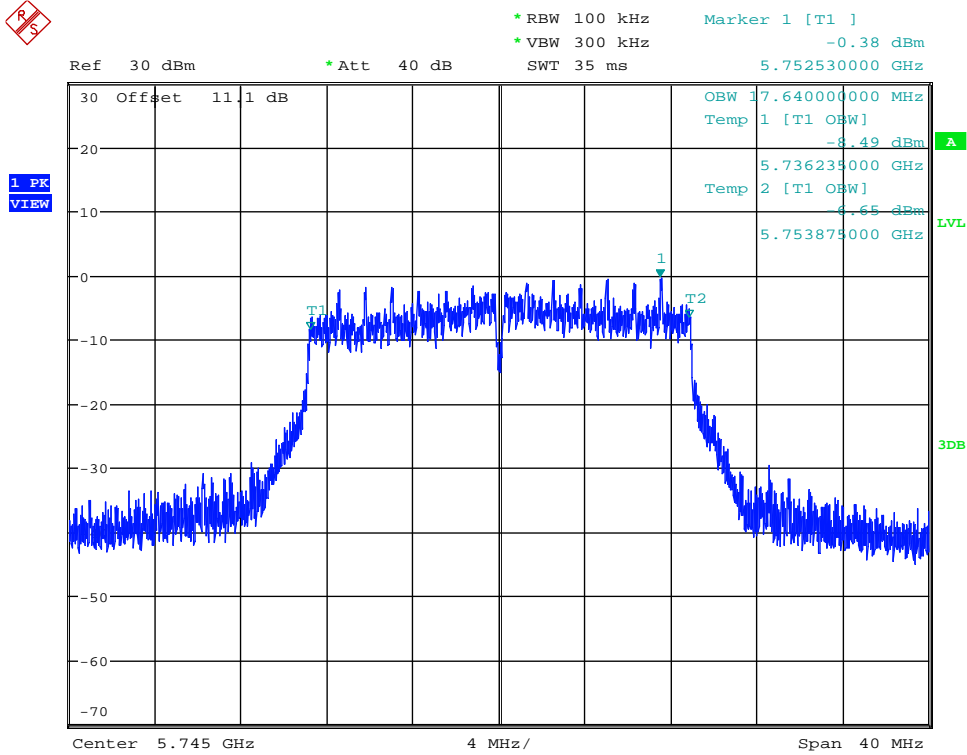
Occupied Bandwidth Measurement_11N20SISO_5700_Ant1



Occupied Bandwidth Measurement_11N20SISO_5700_Ant2

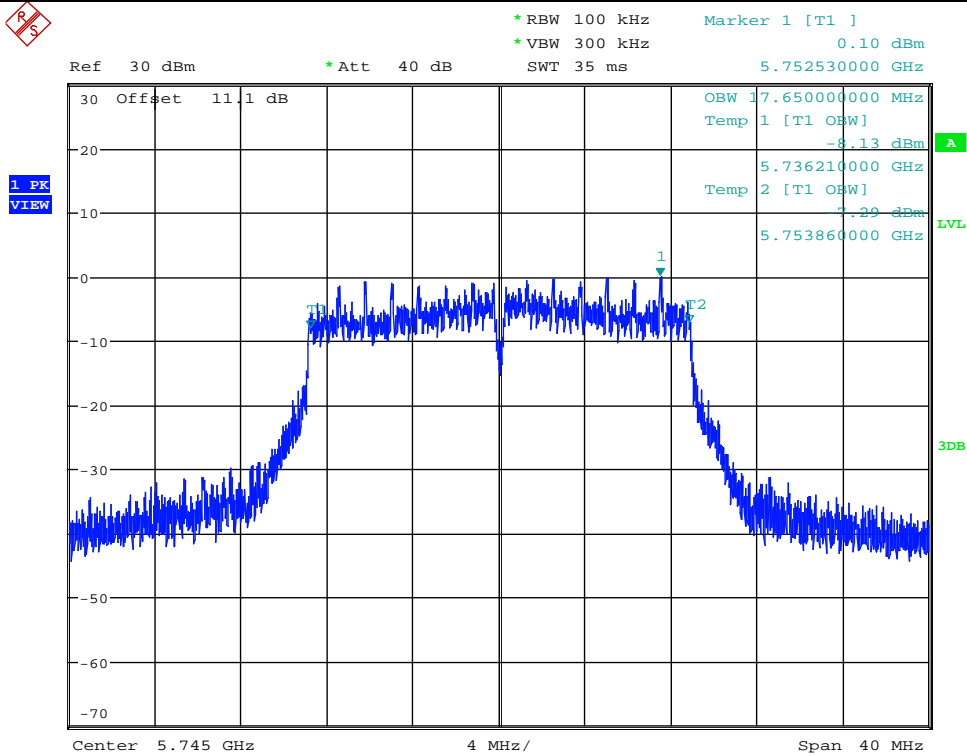


Occupied Bandwidth Measurement_11N20SISO_5745_Ant1



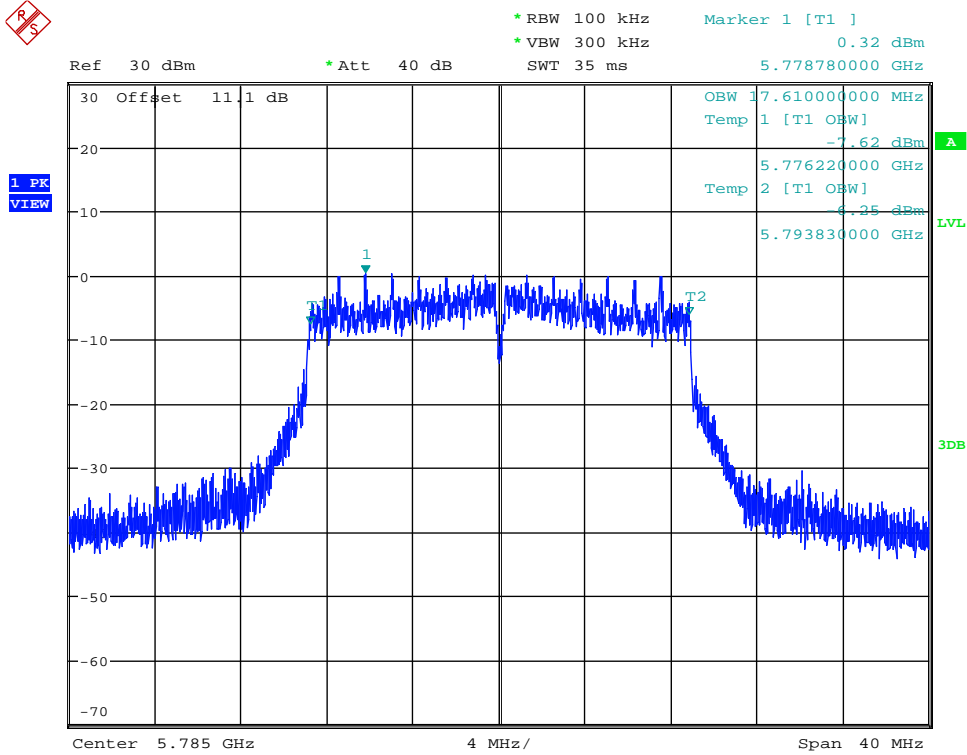
Date: 28.DEC.2017 21:15:06

Occupied Bandwidth Measurement_11N20SISO_5745_Ant2



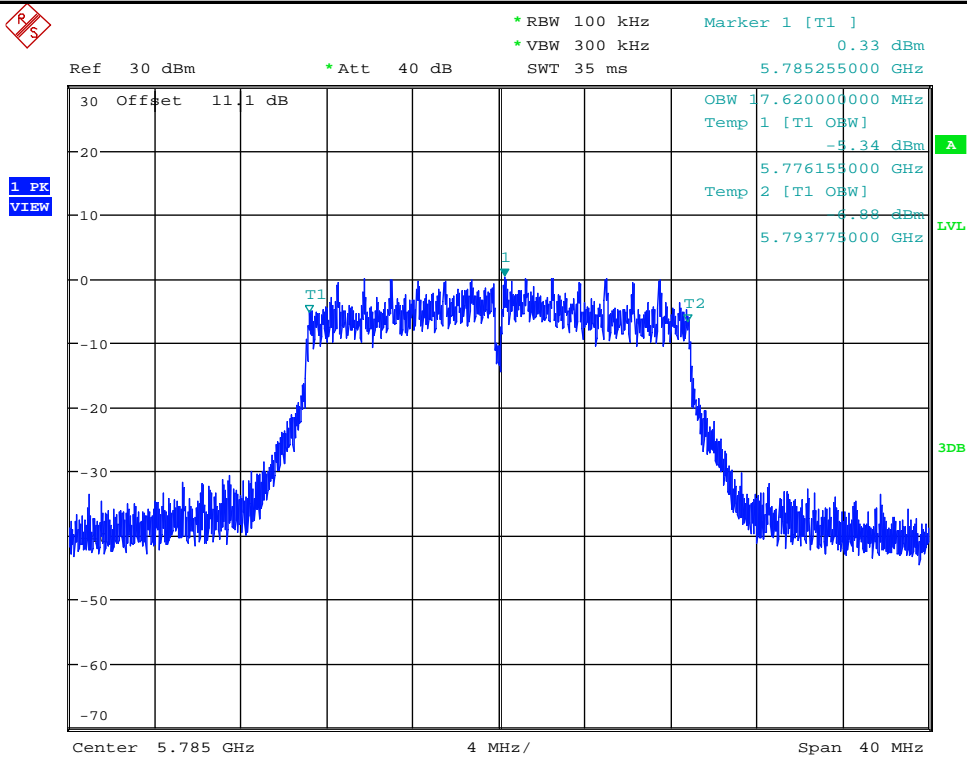
Date: 2.JAN.2018 17:33:18

Occupied Bandwidth Measurement_11N20SISO_5785_Ant1



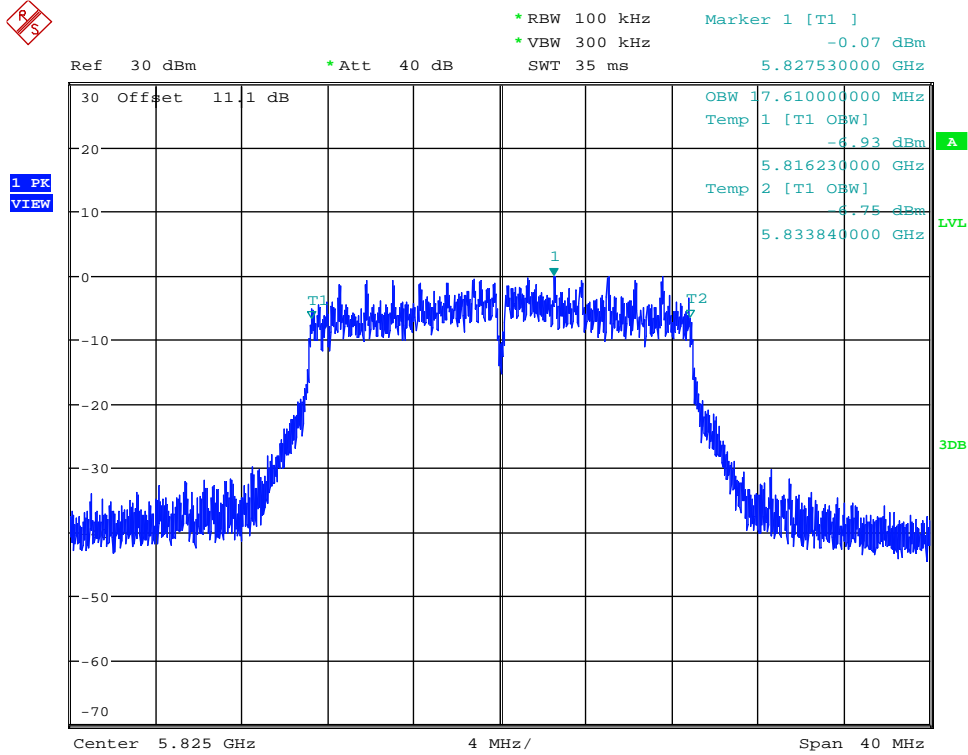
Date: 28.DEC.2017 21:20:15

Occupied Bandwidth Measurement_11N20SISO_5785_Ant2



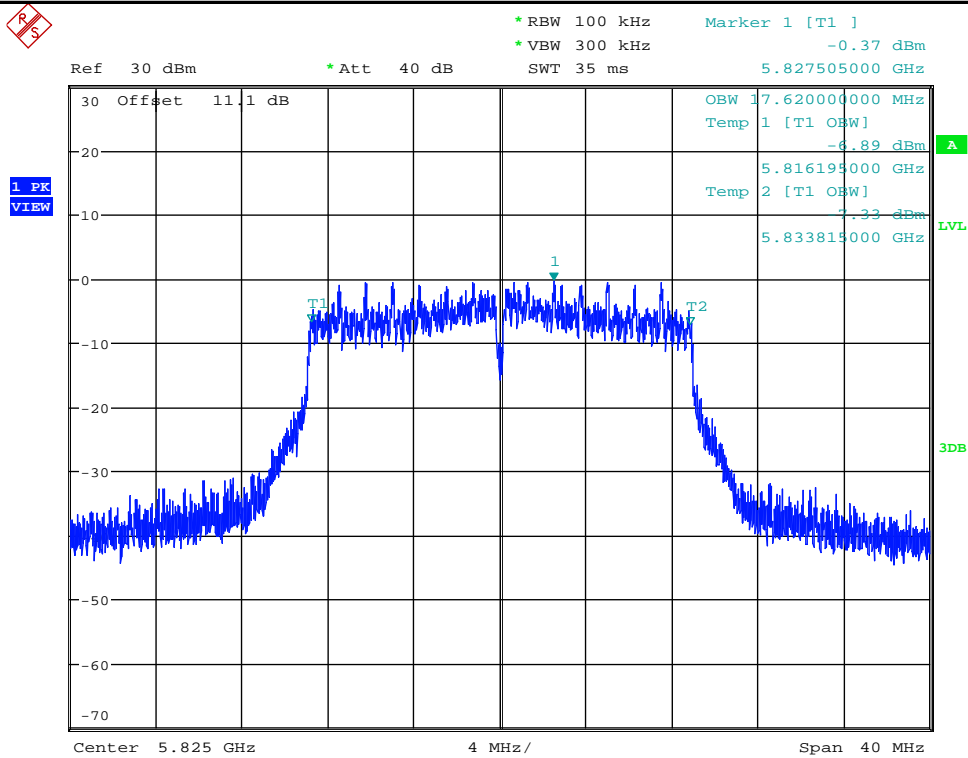
Date: 3.JAN.2018 14:25:20

Occupied Bandwidth Measurement_11N20SISO_5825_Ant1



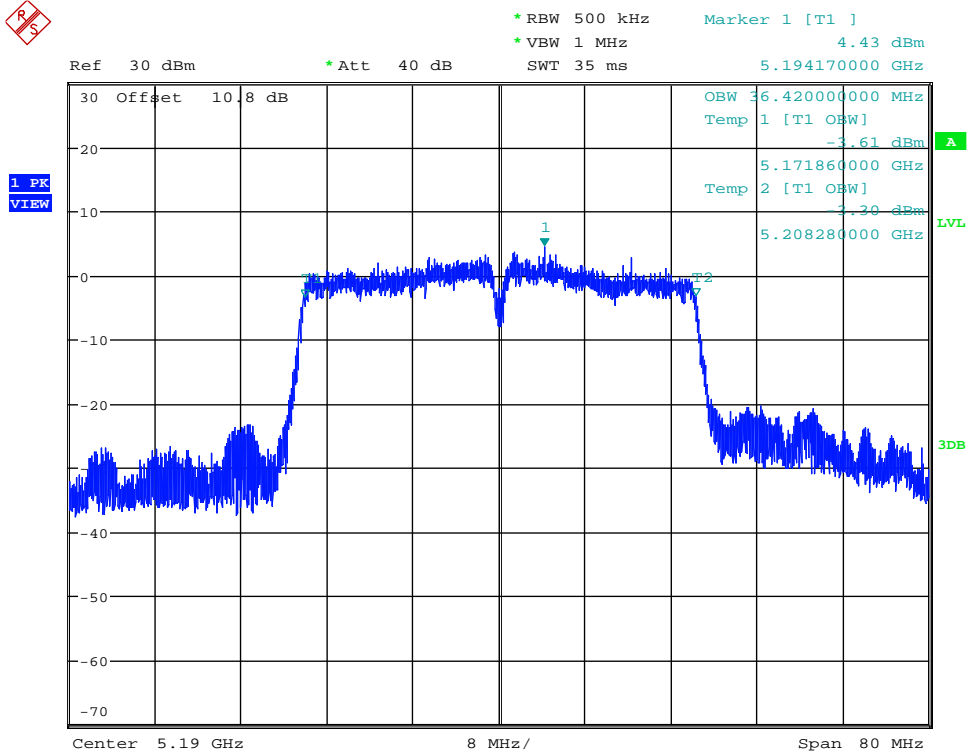
Date: 28.DEC.2017 21:28:11

Occupied Bandwidth Measurement_11N20SISO_5825_Ant2



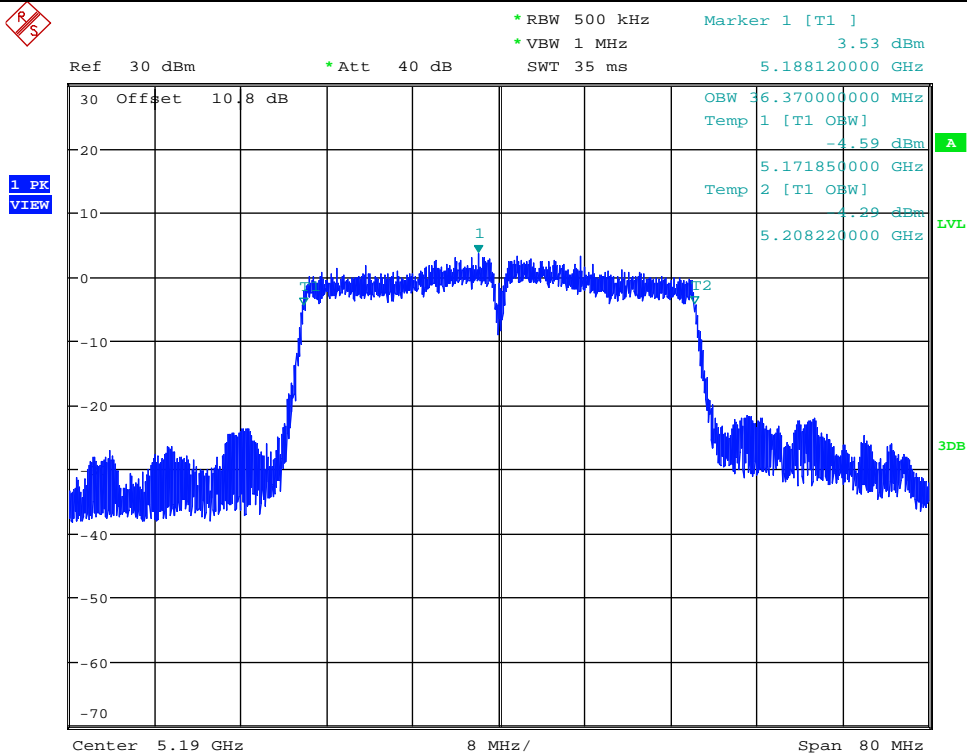
Date: 3.JAN.2018 14:29:34

Occupied Bandwidth Measurement_11N40SISO_5190_Ant1



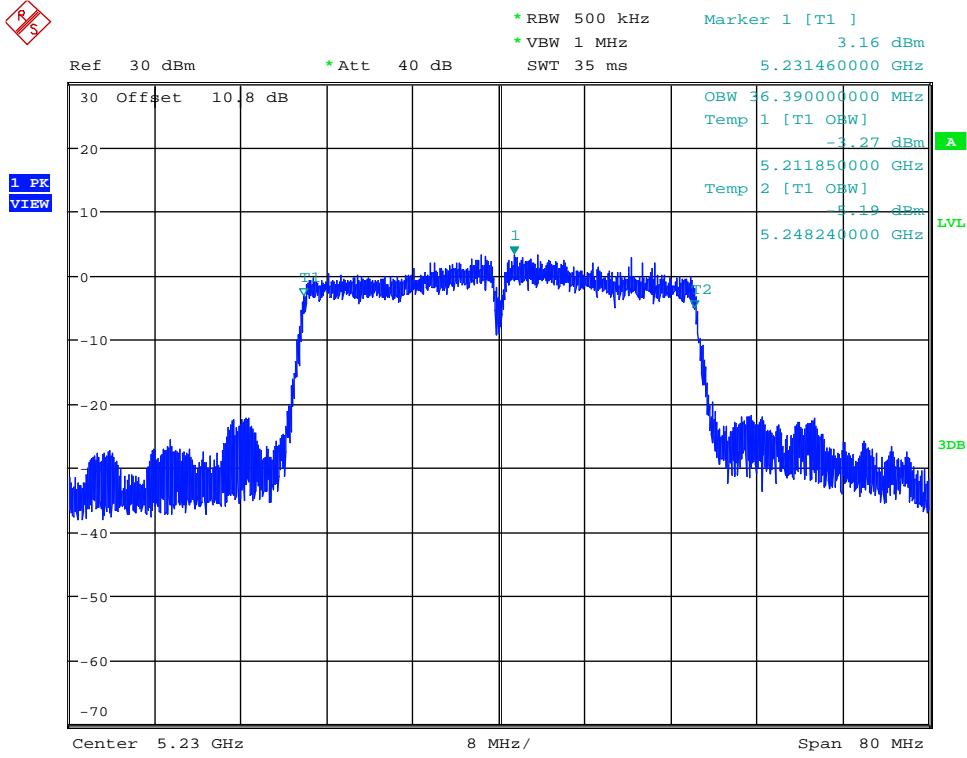
Date: 28.DEC.2017 21:34:04

Occupied Bandwidth Measurement_11N40SISO_5190_Ant2



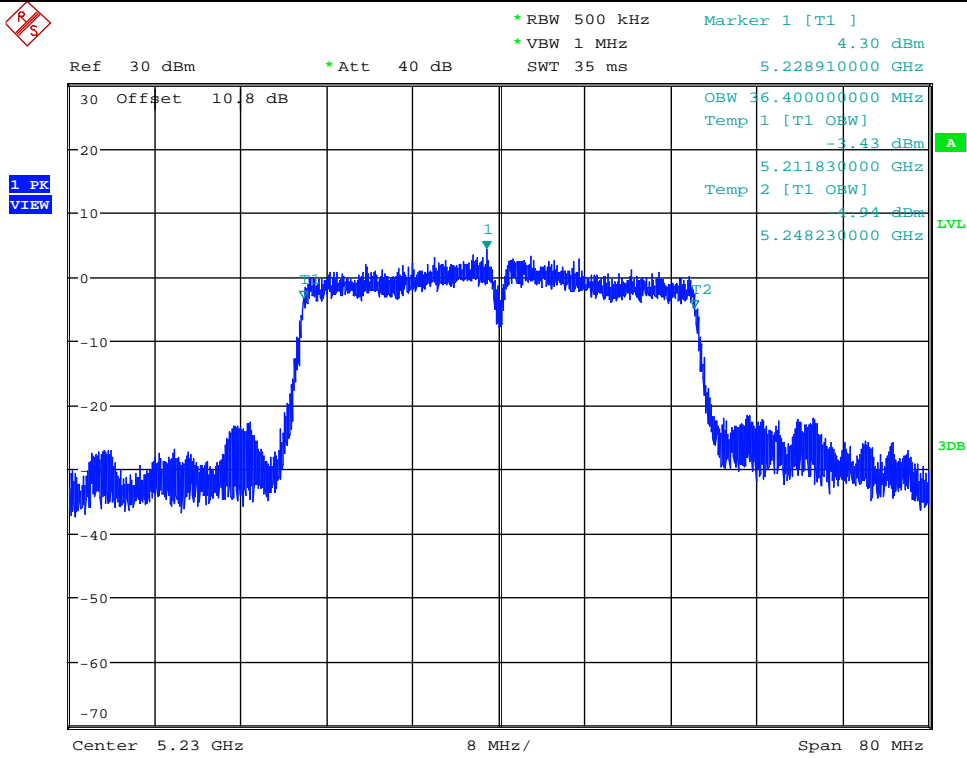
Date: 3.JAN.2018 14:34:43

Occupied Bandwidth Measurement_11N40SISO_5230_Ant1



Date: 28.DEC.2017 21:39:11

Occupied Bandwidth Measurement_11N40SISO_5230_Ant2



Date: 3.JAN.2018 14:41:03