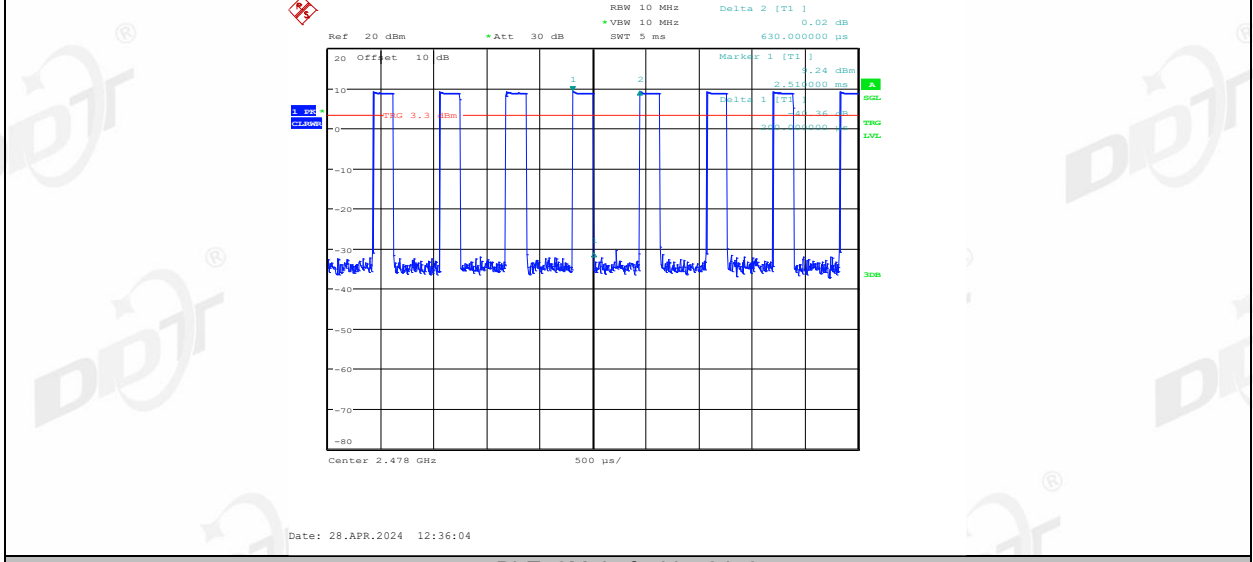
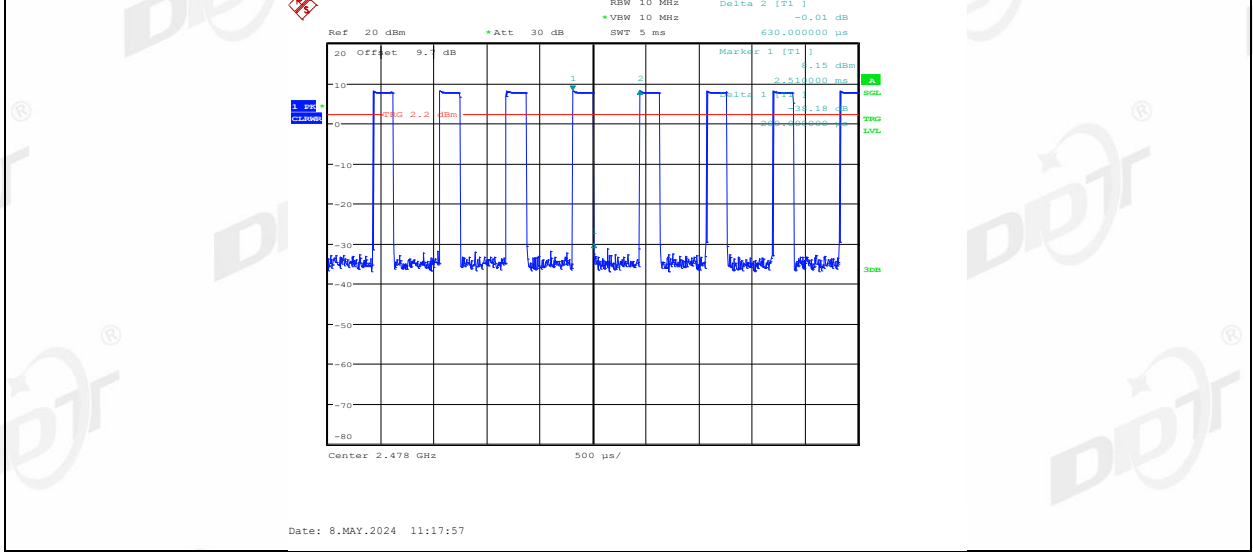


BLE 2M Right side 2478



BLE 2M Left side 2478



## 11. Antenna Requirements

### 11.1. Limit

For intentional device, according to FCC 47 CFR Section 15.203, an intentional radiator shall be designed to ensure that no antenna other than that furnished by the responsible party shall be used with the device. And according to FCC 47 CFR Section 15.247 (b), if transmitting antennas of directional gain greater than 6 dBi are used, the power shall be reduced by the amount in dB that the directional gain of the antenna exceeds 6 dBi.

For intentional device, according to RSS-Gen issue 5 section 6.8.

The applicant for equipment certification shall provide a list of all antenna types that may be used with the transmitter, where applicable (i.e. for transmitters with detachable antenna), indicating the maximum permissible antenna gain (in dBi) and the required impedance for each antenna. The test report shall demonstrate the compliance of the transmitter with the limit for maximum equivalent isotropically radiated power (e.i.r.p.) specified in the applicable RSS, when the transmitter is equipped with any antenna type, selected from this list.

### 11.2. Result

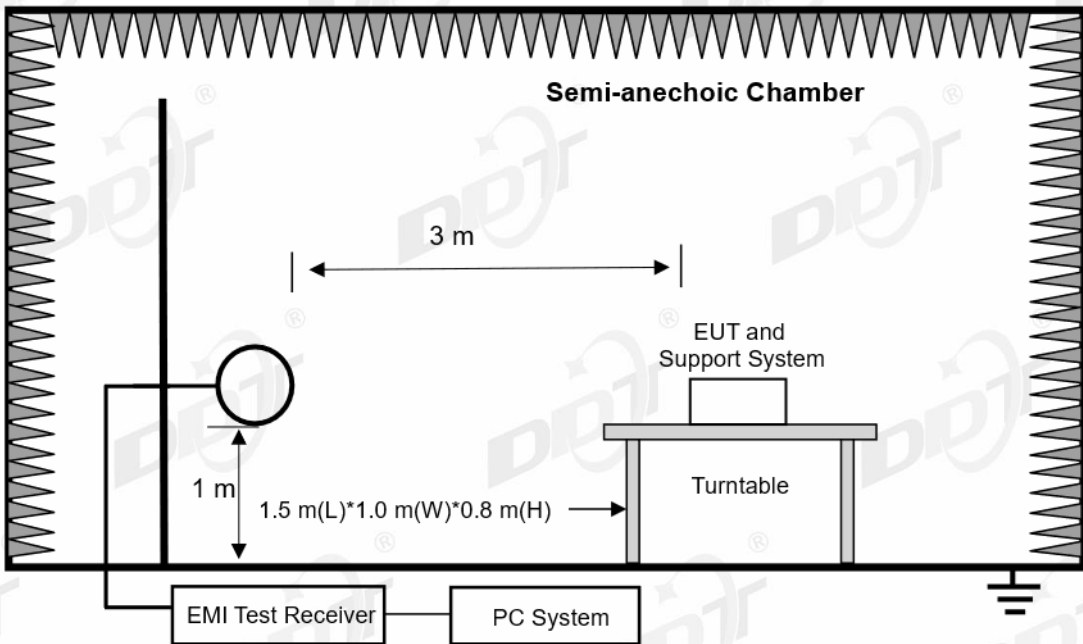
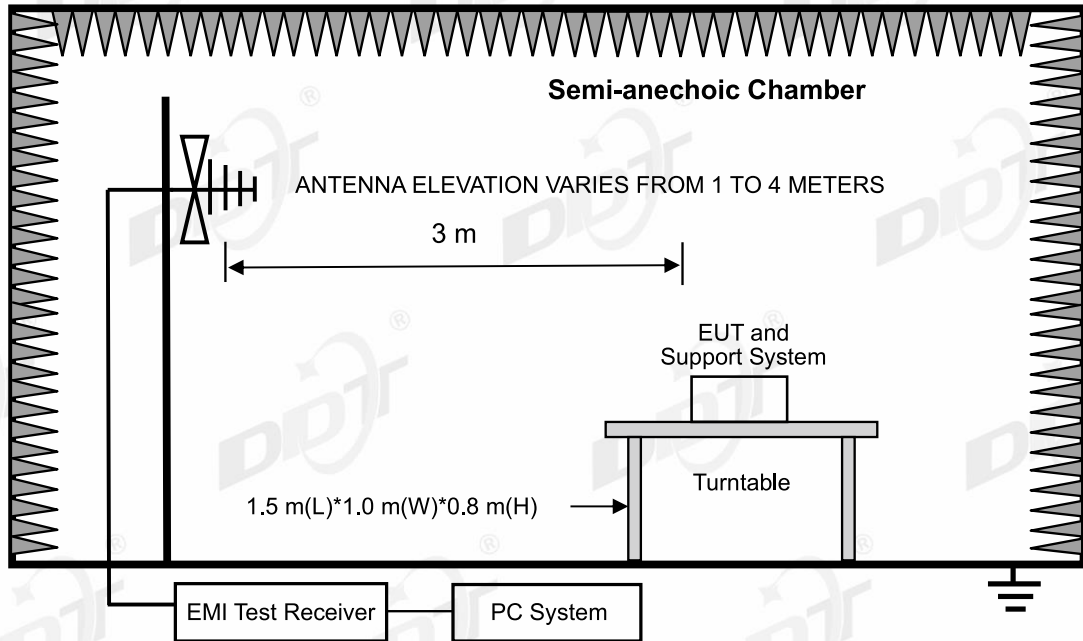
The antenna used for this product as Antenna information described in section 2.1 of the report, and there is no other antenna than that furnished by the responsible party shall be used with the device.

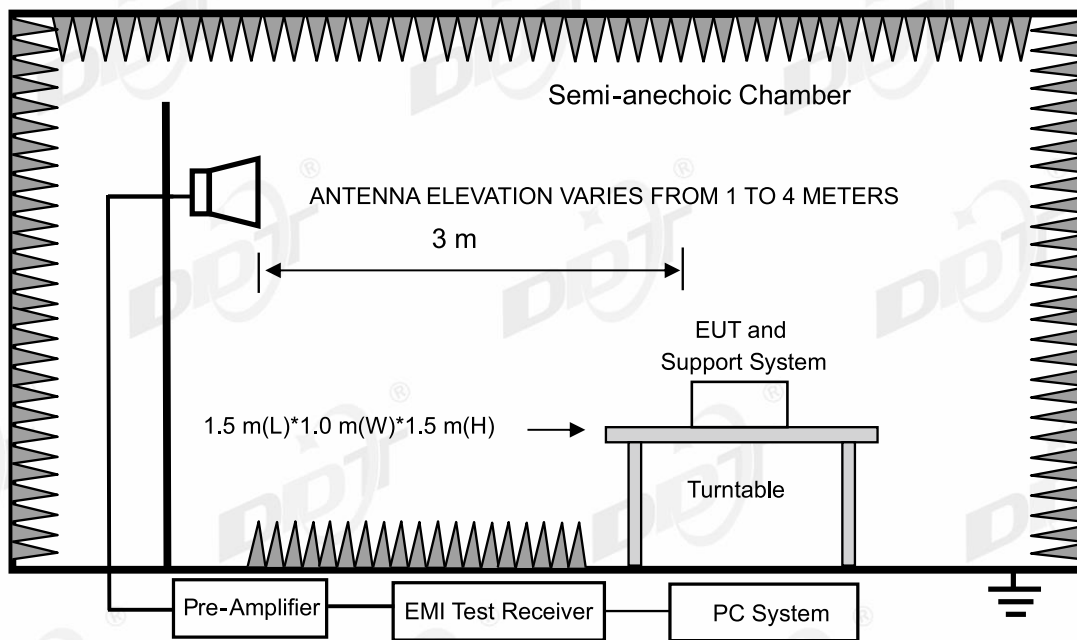
## 12.Radiated Emission

### 12.1. Test equipment

Equipment	Manufacturer	Model No.	Serial No.	Cal Due To
EMI TEST RECEIVER	R&S	ESU26	100472	2025/03/31
PSA Series Spectrum Analyzer	Agilent	E4447A	MY50180031	2025/03/31
Active Loop Antenna	Schwarzbeck	FMZB-1519	1519-038	2025/09/10
Trilog Broadband Antenna	Schwarzbeck	VULB 9163	01429	2025/07/11
Double Ridged Horn Antenna	Schwarzbeck	BBHA 9120 D	02468	2024/09/17
Broad Band Horn Antenna	Schwarzbeck	BBHA 9170	790	2025/04/25
Pre-amplifier	COM-POWER	PAM-118A	18040084	2024/07/14
Pre-amplifier	COM-POWER	PAM-840A	461369	2025/03/31
RE Cable	N/A	W23.02 CP1-X2 + W23.09 AP1-X8+ JCT26S-NJ-NJ-1.5M	4.5M+8M+1.5M	2025/03/31
RF Cable	Yuhu	JCTB810-NJ-NJ-9M+ ZT26S-SMAJ-SMAJ-1M	21123964	2025/03/31
Band Reject Filter(2400-2500 MHz)	REBES	BRM50702	G555	N/A
Band Reject Filter(5150-5880 MHz)	REBES	BRM50716	G392	N/A
High Pass Filter(8000-25000 MHz)	XB	XBLBQ-GTA67	210820-2-3	N/A
Test Software	Tonscend	JS32-RE	V 5.0.0.1	N/A
RF cable	Zhongke Junchuang	JCT26S-NJ-NJ-1.5M	DDT-ZC02762	2025/04/01
Micro-Tronics filters	REBES	BRM50716	DDT-ZC03240	/
High pass filter	Micro-Tronics	HPM50108	DDT-ZC00560	2024/05/14

### 12.2. Block diagram of test setup





**12.3. Limits**

(1) FCC 15.205 Restricted frequency band

MHz	MHz	MHz	GHz
0.090-0.110	16.42-16.423	399.9-410	4.5-5.15
10.495-0.505	16.69475-16.69525	608-614	5.35-5.46
2.1735-2.1905	16.80425-16.80475	960-1240	7.25-7.75
4.125-4.128	25.5-25.67	1300-1427	8.025-8.5
4.1772&4.17775	37.5-38.25	1435-1626.5	9.0-9.2
4.2072&4.20775	73-74.6	1645.5-1646.5	9.3-9.5
6.215-6.218	74.8-75.2	1660-1710	10.6-12.7
6.26775-6.26825	108-121.94	1718.8-1722.2	13.25-13.4
6.31175-6.31225	123-138	2200-2300	14.47-14.5
8.291-8.294	149.9-150.05	2310-2390	15.35-16.2
8.362-8.366	156.52475-156.52525	2483.5-2500	17.7-21.4
8.37625-8.38675	156.7-156.9	2690-2900	22.01-23.12
8.41425-8.41475	162.0125-167.17	3260-3267	23.6-24.0
12.29-12.293	167.72-173.2	3332-3339	31.2-31.8
12.51975-12.52025	240-285	3345.8-3358	36.43-36.5
12.57675-12.57725	322-335.4	3600-4400	(2)
13.36-13.41			

1Until February 1, 1999, this restricted band shall be 0.490-0.510 MHz

2Above 38.6

RSS-Gen section 8.10 Restricted frequency bands\*

MHz	MHz	MHz	GHz
0.090-0.110	12.51975-12.52025	240-285	3.5-4.4
0.495-0.505	12.57675-12.57725	322-335.4	4.5-5.15
2.1735-2.1905	13.36-13.41	399.9-410	5.35-5.46
3.020-3.026	16.42-16.423	608-614	7.25-7.75
4.125-4.128	16.69475-16.69525	960-1427	8.025-8.5
4.1772&4.17775	16.80425-16.80475	1435-1626.5	9.0-9.2
4.2072&4.20775	25.5-25.67	1645.5-1646.5	9.3-9.5
5.677-5.683	37.5-38.25	1660-1710	10.6-12.7
6.215-6.218	73-74.6	1718.8-1722.2	13.25-13.4
6.26775-6.26825	74.8-75.2	2200-2300	14.47-14.5
6.31175-6.31225	108-138	2310-2390	15.35-16.2
8.291-8.294	149.9-150.05	2483.5-2500	17.7-21.4
8.362-8.366	156.52475-156.52525	2655-2900	22.01-23.12
8.37625-8.38675	156.7-156.9	3260-3267	23.6-24.0
8.41425-8.41475	162.0125-167.17	3332-3339	31.2-31.8
12.29-12.293	167.72-173.2	3345.8-3358	36.43-36.5
			Above 38.6

\* Certain frequency bands listed in table and in bands above 38.6 GHz are designated for licence-exempt applications. These frequency bands and the requirements that apply to related devices are set out in the 200 and 300 series of RSSs.

(2) FCC 15.209 Limit & RSS-Gen section 8.9 Limit

FREQUENCY MHz	DISTANCE Meters	FIELD STRENGTHS LIMIT	
		mV/m	dB(mV)/m
0.009 ~ 0.490	300	2400/F(kHz)	67.6-20log(F)
0.490 ~ 1.705	30	24000/F(kHz)	87.6-20log(F)
1.705 ~ 30.0	30	30	29.54
30~88	3	100	40.0
88~216	3	150	43.5
216~960	3	200	46.0
960~1000	3	500	54.0
Above 1000	3	74.0 dB(mV)/m (Peak) 54.0 dB(mV)/m (Average)	

Note:

(1) The emission limits shown in the above table are based on measurements employing a CISPR QP detector except for the frequency bands 9 - 90 kHz, 110 - 490 kHz and above 1000 MHz, radiated emissions limits in these three bands are based on measurements employing an average detector.

(2) At frequencies below 30 MHz, measurement may be performed at a distance closer than that specified, and the limit at closer measurement distance can be extrapolated by below formula:

$$\text{Limit}_{3\text{m}}(\text{dBuV/m}) = \text{Limit}_{30\text{m}}(\text{dBuV/m}) + 40\text{Log}(30\text{m}/3\text{m})$$

(3) Limit for this EUT

The emissions appearing within 15.205 restricted frequency bands shall not exceed the limits shown in 15.209, and the emissions appearing within RSS-Gen section 8.10 Restricted frequency bands shall not exceed the limits shown in RSS-Gen section 8.9, all the other emissions shall be at least 20 dB below the fundamental emissions or comply with 15.209 limits and RSS-Gen section 8.9 limits.

#### 12.4. Assistant equipment used for test

Assistant equipment	Manufacturer	Model number	Description	other
/	/	/	/	/

#### 12.5. Test procedure

(1) EUT was placed on a non-metallic table, 80 cm above the ground plane inside a semi-anechoic chamber for below 1G and 150 cm above the ground plane inside a fully-anechoic chamber for above 1G.

(2) Test antenna was located 3 m from the EUT on an adjustable mast, and the antenna used as below table.

Test frequency range	Test antenna used	Test antenna distance
9 kHz - 30 MHz	Active Loop antenna	3 m
30 MHz - 1 GHz	Trilog Broadband Antenna	3 m
1 GHz - 18 GHz	Double Ridged Horn Antenna(1 GHz-18 GHz)	3 m
18 GHz - 40 GHz	Horn Antenna(18 GHz-40 GHz)	1 m

According ANSI C63.10:2013 clause 6.4.6 and 6.5.3, for measurements below 30 MHz, Antenna was located 3 m from EUT, the loop antenna was positioned in three antenna orientations (parallel, perpendicular, and round-parallel), for each measurement antenna alignment, the EUT shall be rotated through 0° to 360° on a turntable, and the lowest height of the magnetic antenna shall be 1 m above the ground. For measurement above 30MHz, the trilog Broadband Antenna or Horn Antenna was located 3m from EUT, Measurements were made with the antenna positioned in both the horizontal and vertical planes of Polarization, and the measurement antenna was varied from 1 m to 4 m. in height above the reference ground plane to obtain the maximum signal strength.

(3) Below pre-scan procedure was first performed in order to find prominent frequency spectrum radiated emissions from 9 kHz to 25 GHz:

(a) Scanning the peak frequency spectrum with the antenna specified in step (3), and the EUT was rotated 360 degree, the antenna height was varied from 1 m to 4 m (Except loop antenna, it's fixed 1 m above ground.)

(b) Change work frequency or channel of device if practicable.

(c) Change modulation type of device if practicable.

(d) Change power supply range from 85% to 115% of the rated supply voltage

(e) Rotated EUT through three orthogonal axes to determine the attitude of EUT arrangement produces highest emissions.

Spectrum frequency from 9 kHz to 25 GHz (tenth harmonic of fundamental frequency) was investigated, and no any obvious emission were detected from 18 GHz to 25 GHz, so below final test was performed with frequency range from 9 kHz to 18 GHz.

(4) For final emissions measurements at each frequency of interest, the EUT was rotated and the antenna height was varied between 1 m and 4 m in order to maximize the emission. Measurements in both horizontal and vertical polarities were made and the data was recorded. In order to find the maximum emission, the relative positions of equipment and all of the interface cables were changed according to ANSI C63.10:2013 on Radiated Emission test.

(5) The emissions from 9 kHz to 1 GHz were measured based on CISPR QP detector except for the frequency bands 9 - 90 kHz, 110 - 490 kHz, for emissions from 9 kHz - 90 kHz, 110 kHz - 490 kHz and above 1 GHz were measured based on average detector, for emissions above 1 GHz, peak emissions also be measured and need comply with Peak limit.

(6) The emissions from 9 kHz to 1 GHz, QP or average values were measured with EMI receiver with below RBW.

Frequency band	RBW
9 kHz - 150 kHz	200 Hz
150 kHz - 30 MHz	9 kHz
30 MHz - 1 GHz	120 kHz

(7) For emissions above 1GHz, both Peak and Average level were measured with Spectrum Analyzer, and the RBW is set at 1 MHz, VBW is set at 3 MHz for Peak measure; According ANSI C63.10:2013 clause 4.1.4.2.2 procedure for average measure.

(8) For portable device, X axis, Y axis, Z axis are tested, and worse setup is reported.

(9) According exploratory test, the emission levels are 20 dB below the limit detected from 9 kHz to 30 MHz and 18 GHz to 25 GHz, so the final test was performed with frequency range from 30 MHz to 18 GHz and recorded in below.

(10) For 30 MHz ~ 25 GHz: (Scan with all mode, the worst case is reported)

(11) For emissions below 1 GHz, according exploratory explorer test, when change Tx mode and channel, have no distinct influence on emissions level, so for emissions below 1 GHz, the final test was only performed with EUT working in worst mode.

## 12.6. Test result

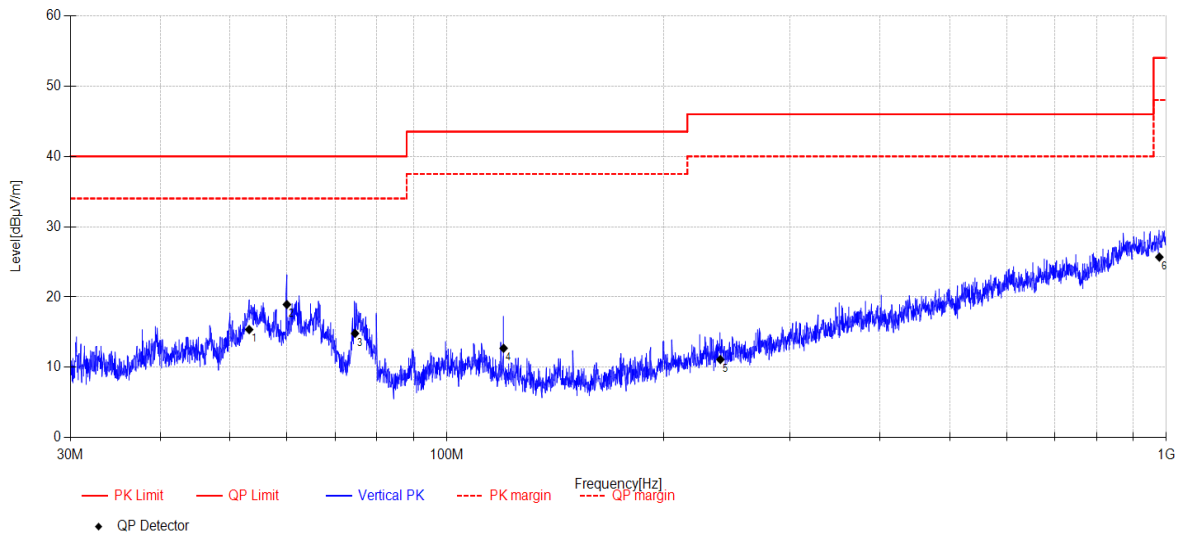
**PASS. (See below detailed test result)**





# TR-4-E-009 Radiated Emission Test Result

**Test Date:** 2024-05-10      **Tested By:** Genliu  
**EUT:** BLUETOOTH HEADSET      **Model Number:** ENDURANCE RACE 2  
**Test Mode:** Tx mode      **Power Supply:** Battery  
**Condition:** Temp:24.2°C;Humi:62.2%      **Test Site:** DDT 3# Chamber  
**File Path:** d:\ts\2024 report data\Q24022823-2E\FCC BELOW 1G\20240510-011219\_V  
**Memo:** Left Side Sample Number: S24022823-016



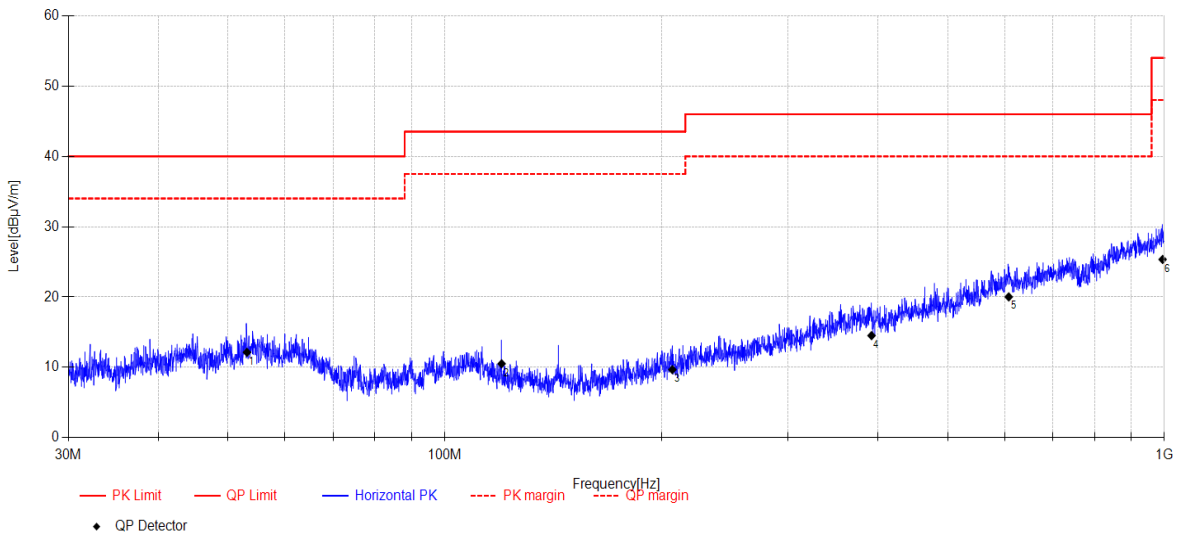
Data List										
NO.	Freq. [MHz]	Reading [dBµV/m]	Antenna Factor [dB]	Cable Loss [dB]	AMP [dB]	Result [dBµV/m]	Limit [dBµV/m]	Margin [dB]	Detector	Polarity
1	53.162	27.93	13.39	4.74	-30.68	15.38	40.00	24.62	QP	Vertical
2	59.977	32.02	12.79	4.76	-30.63	18.94	40.00	21.06	QP	Vertical
3	74.591	32.32	8.25	4.80	-30.54	14.83	40.00	25.17	QP	Vertical
4	119.991	28.39	10.00	5.17	-30.84	12.72	43.50	30.78	QP	Vertical
5	240.056	23.9	11.80	5.90	-30.48	11.12	46.00	34.88	QP	Vertical
6	977.812	23.27	22.10	8.61	-28.30	25.68	54.00	28.32	QP	Vertical

**Note:**

1. Result Level = Reading + Cable loss + Antenna Factor + AMP
2. If Peak Result complies with QP limit, QP Result is deemed to comply with QP limit.
3. Test setup: RBW: 120 kHz, VBW: 300 kHz, Sweep time: auto.

# TR-4-E-009 Radiated Emission Test Result

**Test Date:** 2024-05-10      **Tested By:** Genliu  
**EUT:** BLUETOOTH HEADSET      **Model Number:** ENDURANCE RACE 2  
**Test Mode:** Tx mode      **Power Supply:** Battery  
**Condition:** Temp:24.2°C;Humi:62.2%      **Test Site:** DDT 3# Chamber  
**File Path:** d:\ts\2024 report data\Q24022823-2E\FCC BELOW 1G\20240510-010846\_H  
**Memo:** Right Side Sample Number: S24022823-016



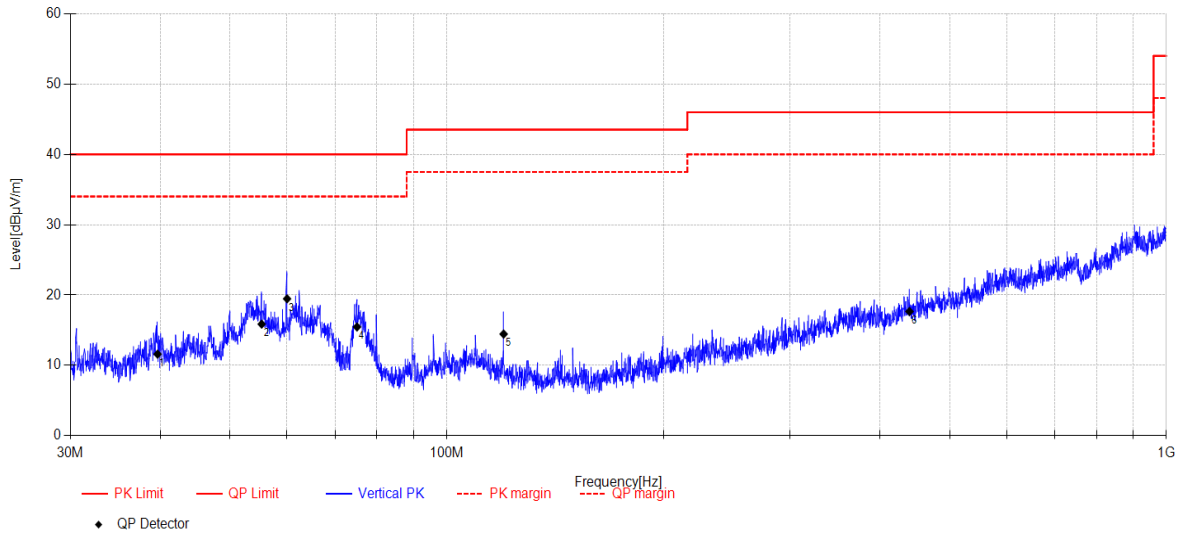
Data List										
NO.	Freq. [MHz]	Reading [dBµV/m]	Antenna Factor [dB]	Cable Loss [dB]	AMP [dB]	Result [dBµV/m]	Limit [dBµV/m]	Margin [dB]	Detector	Polarity
1	53.125	24.65	13.44	4.74	-30.68	12.15	40.00	27.85	QP	Horizontal
2	119.991	26.19	10.00	5.17	-30.84	10.52	43.50	32.98	QP	Horizontal
3	207.188	23.95	10.56	5.76	-30.58	9.69	43.50	33.81	QP	Horizontal
4	391.894	22.45	15.53	6.66	-30.12	14.52	46.00	31.48	QP	Horizontal
5	607.847	23.34	19.23	7.36	-29.90	20.03	46.00	25.97	QP	Horizontal
6	994.406	22.29	22.54	8.67	-28.15	25.35	54.00	28.65	QP	Horizontal

**Note:**

1. Result Level = Reading + Cable loss + Antenna Factor + AMP
2. If Peak Result complies with QP limit, QP Result is deemed to comply with QP limit.
3. Test setup: RBW: 120 kHz, VBW: 300 kHz, Sweep time: auto.

# TR-4-E-009 Radiated Emission Test Result

**Test Date:** 2024-05-10      **Tested By:** Genliu  
**EUT:** BLUETOOTH HEADSET      **Model Number:** ENDURANCE RACE 2  
**Test Mode:** Tx mode      **Power Supply:** Battery  
**Condition:** Temp:24.2°C;Humi:62.2%      **Test Site:** DDT 3# Chamber  
**File Path:** d:\ts\2024 report data\Q24022823-2E\FCC BELOW 1G\20240510-010906\_V  
**Memo:** Right Side Sample Number: S24022823-016



Data List										
NO.	Freq. [MHz]	Reading [dBµV/m]	Antenna Factor [dB]	Cable Loss [dB]	AMP [dB]	Result [dBµV/m]	Limit [dBµV/m]	Margin [dB]	Detector	Polarity
1	39.657	26.03	11.83	4.60	-30.86	11.60	40.00	28.40	QP	Vertical
2	55.330	29.21	12.57	4.75	-30.66	15.87	40.00	24.13	QP	Vertical
3	60.019	32.55	12.79	4.76	-30.63	19.47	40.00	20.53	QP	Vertical
4	75.063	33.38	7.81	4.81	-30.53	15.47	40.00	24.53	QP	Vertical
5	119.991	30.13	10.00	5.17	-30.84	14.46	43.50	29.04	QP	Vertical
6	439.652	24.81	16.09	6.79	-30.02	17.67	46.00	28.33	QP	Vertical

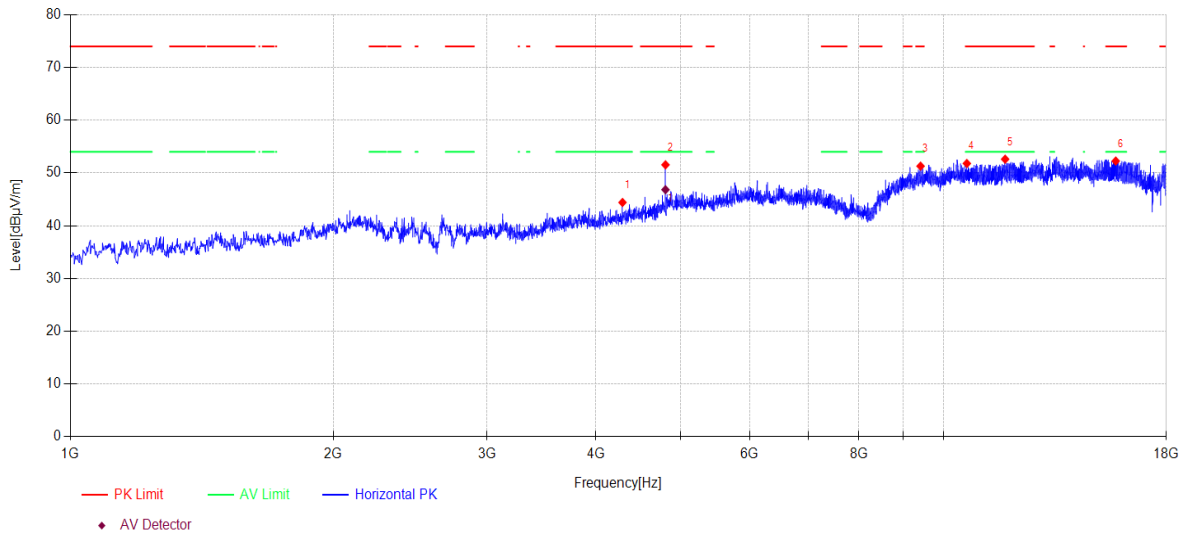
**Note:**

1. Result Level = Reading + Cable loss + Antenna Factor + AMP
2. If Peak Result complies with QP limit, QP Result is deemed to comply with QP limit.
3. Test setup: RBW: 120 kHz, VBW: 300 kHz, Sweep time: auto.

# TR-4-E-009 Radiated Emission Test Result

**Test Date:** 2024-05-09      **Tested By:** Genliu  
**EUT:** BLUETOOTH HEADSET      **Model Number:** ENDURANCE RACE 2  
**Test Mode:** BLE 1M TX 2402MHz      **Power Supply:** Battery  
**Condition:** Temp:24.2°C;Humi:62.2%      **Test Site:** DDT 3# Chamber  
**File Path:** d:\ts\2024 report data\Q24022823-2E\FCC ABOVE 1G\114  
**Memo:** Left Side Sample Number: S24022823-016

## Test Graph



Data List										
N O.	Freq. [MHz]	Reading [dBµV/m]	Antenna Factor [dB]	Cable loss [dB]	AMP [dB]	Level [dBµV/m]	Limit [dBµV/m]	Margin [dB]	Detector	Polarity
1	4289.500	46.76	31.56	6.43	-40.34	44.41	74.00	29.59	PK	Horizontal
2	4804.600	51.59	32.62	7.48	-40.15	51.54	74.00	22.46	PK	Horizontal
3	9413.300	42.53	38.70	8.82	-38.76	51.29	74.00	22.71	PK	Horizontal
4	10637.300	42.10	39.27	9.39	-38.96	51.80	74.00	22.20	PK	Horizontal
5	11766.100	42.80	38.93	10.33	-39.45	52.61	74.00	21.39	PK	Horizontal
6	15750.900	38.33	38.40	14.75	-39.21	52.27	74.00	21.73	PK	Horizontal

Data List										
N O.	Freq. [MHz]	Reading [dBµV/m]	Antenna Factor [dB]	Cable loss [dB]	AMP [dB]	Level [dBµV/m]	Limit [dBµV/m]	Margin [dB]	Detector	Polarity
1	4804.045	46.88	32.62	7.48	-40.15	46.83	54.0	7.17	AV	Horizontal

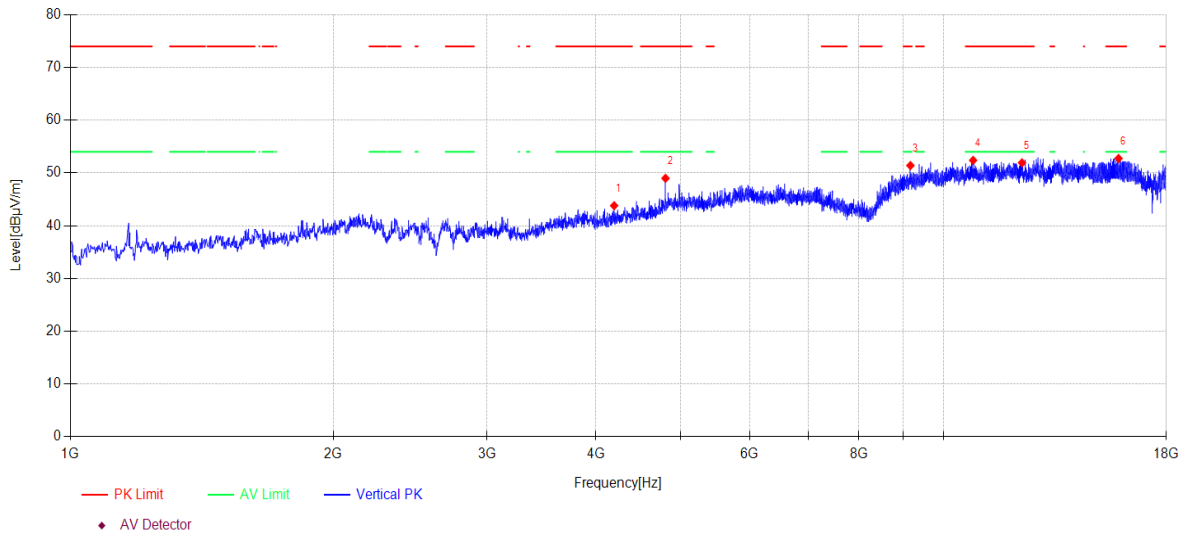
**Note:**

1. Level = Reading + Cable loss + Antenna Factor + AMP
2. If Peak Result complies with AV limit, AV Result is deemed to comply with AV limit.
3. Test setup: RBW: 1 MHz, VBW: 3 MHz, Sweep time: auto.

# TR-4-E-009 Radiated Emission Test Result

**Test Date:** 2024-05-09      **Tested By:** Genliu  
**EUT:** BLUETOOTH HEADSET      **Model Number:** ENDURANCE RACE 2  
**Test Mode:** BLE 1M TX 2402MHz      **Power Supply:** Battery  
**Condition:** Temp:24.2°C;Humi:62.2%      **Test Site:** DDT 3# Chamber  
**File Path:** d:\ts\2024 report data\Q24022823-2E\FCC ABOVE 1G\115  
**Memo:** Left Side Sample Number: S24022823-016

## Test Graph



Data List										
N O.	Freq. [MHz]	Reading [dBµV/m]	Antenna Factor [dB]	Cable loss [dB]	AMP [dB]	Level [dBµV/m]	Limit [dBµV/m]	Margin [dB]	Detector	Polarity
1	4196.000	46.73	31.20	6.25	-40.38	43.80	74.00	30.20	PK	Vertical
2	4804.600	49.04	32.62	7.48	-40.15	48.99	74.00	25.01	PK	Vertical
3	9165.100	42.90	38.53	8.76	-38.78	51.41	74.00	22.59	PK	Vertical
4	10814.100	42.51	39.39	9.52	-39.02	52.40	74.00	21.60	PK	Vertical
5	12301.600	41.77	39.30	10.54	-39.68	51.93	74.00	22.07	PK	Vertical
6	15868.200	38.59	38.16	15.28	-39.28	52.75	74.00	21.25	PK	Vertical

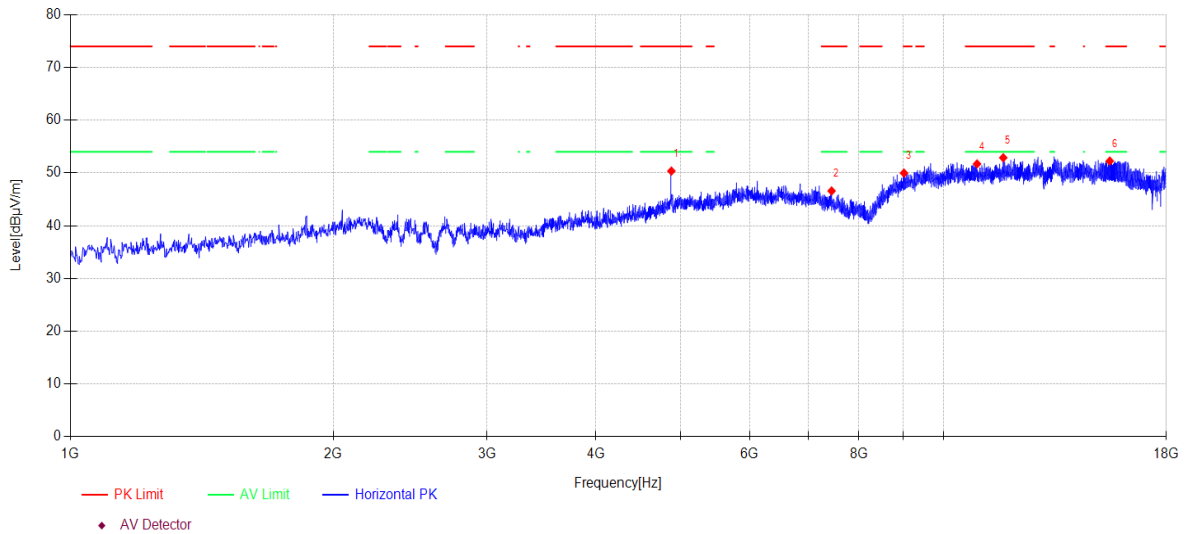
**Note:**

1. Level = Reading + Cable loss + Antenna Factor + AMP
2. If Peak Result complies with AV limit, AV Result is deemed to comply with AV limit.
3. Test setup: RBW: 1 MHz, VBW: 3 MHz, Sweep time: auto.

# TR-4-E-009 Radiated Emission Test Result

**Test Date:** 2024-05-09      **Tested By:** Genliu  
**EUT:** BLUETOOTH HEADSET      **Model Number:** ENDURANCE RACE 2  
**Test Mode:** BLE 1M TX 2440MHz      **Power Supply:** Battery  
**Condition:** Temp:24.2°C;Humi:62.2%      **Test Site:** DDT 3# Chamber  
**File Path:** d:\ts\2024 report data\Q24022823-2E\FCC ABOVE 1G\116  
**Memo:** Left Side Sample Number: S24022823-016

## Test Graph



Data List										
N O.	Freq. [MHz]	Reading [dBµV/m]	Antenna Factor [dB]	Cable loss [dB]	AMP [dB]	Level [dBµV/m]	Limit [dBµV/m]	Margin [dB]	Detector	Polarity
1	4879.400	49.52	33.33	7.63	-40.12	50.36	74.00	23.64	PK	Horizontal
2	7444.700	44.15	36.61	7.64	-41.81	46.59	74.00	27.41	PK	Horizontal
3	9012.100	41.72	38.32	8.73	-38.79	49.98	74.00	24.02	PK	Horizontal
4	10926.300	41.87	39.30	9.60	-39.06	51.71	74.00	22.29	PK	Horizontal
5	11708.300	43.03	38.99	10.28	-39.42	52.88	74.00	21.12	PK	Horizontal
6	15506.100	38.89	38.79	13.64	-39.06	52.26	74.00	21.74	PK	Horizontal

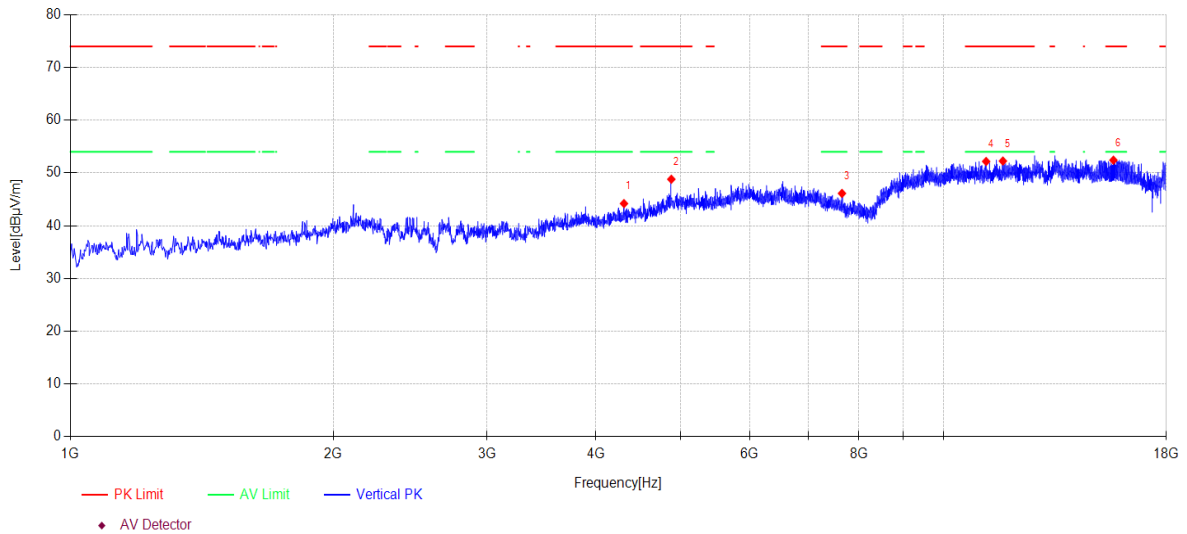
**Note:**

- Level = Reading + Cable loss + Antenna Factor + AMP
- If Peak Result complies with AV limit, AV Result is deemed to comply with AV limit.
- Test setup: RBW: 1 MHz, VBW: 3 MHz, Sweep time: auto.

# TR-4-E-009 Radiated Emission Test Result

**Test Date:** 2024-05-09      **Tested By:** Genliu  
**EUT:** BLUETOOTH HEADSET      **Model Number:** ENDURANCE RACE 2  
**Test Mode:** BLE 1M TX 2440MHz      **Power Supply:** Battery  
**Condition:** Temp:24.2°C;Humi:62.2%      **Test Site:** DDT 3# Chamber  
**File Path:** d:\ts\2024 report data\Q24022823-2E\FCC ABOVE 1G\117  
**Memo:** Left Side Sample Number: S24022823-016

## Test Graph



Data List										
N O.	Freq. [MHz]	Reading [dBµV/m]	Antenna Factor [dB]	Cable loss [dB]	AMP [dB]	Level [dBµV/m]	Limit [dBµV/m]	Margin [dB]	Detector	Polarity
1	4306.500	46.47	31.60	6.47	-40.34	44.20	74.00	29.80	PK	Vertical
2	4879.400	47.97	33.33	7.63	-40.12	48.81	74.00	25.19	PK	Vertical
3	7652.100	44.20	36.60	7.66	-42.33	46.13	74.00	27.87	PK	Vertical
4	11191.500	42.33	39.21	9.82	-39.18	52.18	74.00	21.82	PK	Vertical
5	11698.100	42.41	39.00	10.27	-39.42	52.26	74.00	21.74	PK	Vertical
6	15655.700	38.71	38.54	14.32	-39.15	52.42	74.00	21.58	PK	Vertical

**Note:**

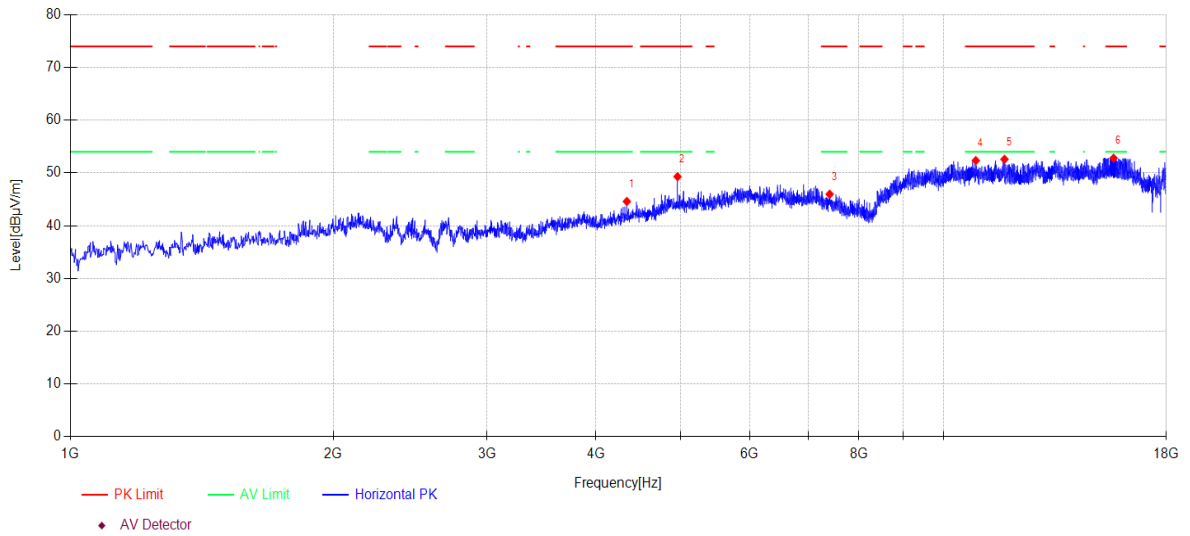
- Level = Reading + Cable loss + Antenna Factor + AMP
- If Peak Result complies with AV limit, AV Result is deemed to comply with AV limit.
- Test setup: RBW: 1 MHz, VBW: 3 MHz, Sweep time: auto.



# TR-4-E-009 Radiated Emission Test Result

**Test Date:** 2024-05-09      **Tested By:** Genliu  
**EUT:** BLUETOOTH HEADSET      **Model Number:** ENDURANCE RACE 2  
**Test Mode:** BLE 1M TX 2480MHz      **Power Supply:** Battery  
**Condition:** Temp:24.2°C;Humi:62.2%      **Test Site:** DDT 3# Chamber  
**File Path:** d:\ts\2024 report data\Q24022823-2E\FCC ABOVE 1G\118  
**Memo:** Left Side Sample Number: S24022823-016

## Test Graph



Data List										
N O.	Freq. [MHz]	Reading [dBµV/m]	Antenna Factor [dB]	Cable loss [dB]	AMP [dB]	Level [dBµV/m]	Limit [dBµV/m]	Margin [dB]	Detector	Polarity
1	4338.800	46.79	31.60	6.53	-40.32	44.60	74.00	29.40	PK	Horizontal
2	4959.300	48.49	33.12	7.79	-40.10	49.30	74.00	24.70	PK	Horizontal
3	7407.300	43.36	36.69	7.64	-41.72	45.97	74.00	28.03	PK	Horizontal
4	10890.600	42.52	39.31	9.57	-39.05	52.35	74.00	21.65	PK	Horizontal
5	11745.700	42.77	38.95	10.31	-39.44	52.59	74.00	21.41	PK	Horizontal
6	15664.200	39.07	38.54	14.36	-39.16	52.81	74.00	21.19	PK	Horizontal

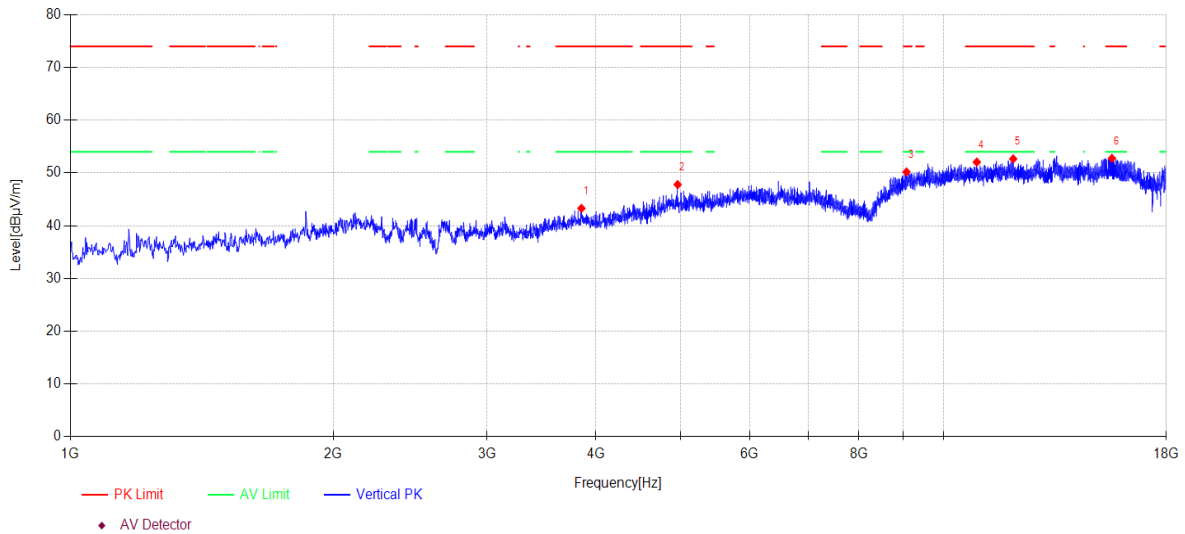
**Note:**

- Level = Reading + Cable loss + Antenna Factor + AMP
- If Peak Result complies with AV limit, AV Result is deemed to comply with AV limit.
- Test setup: RBW: 1 MHz, VBW: 3 MHz, Sweep time: auto.

# TR-4-E-009 Radiated Emission Test Result

**Test Date:** 2024-05-09      **Tested By:** Genliu  
**EUT:** BLUETOOTH HEADSET      **Model Number:** ENDURANCE RACE 2  
**Test Mode:** BLE 1M TX 2480MHz      **Power Supply:** Battery  
**Condition:** Temp:24.2°C;Humi:62.2%      **Test Site:** DDT 3# Chamber  
**File Path:** d:\ts\2024 report data\Q24022823-2E\FCC ABOVE 1G\119  
**Memo:** Left Side Sample Number: S24022823-016

## Test Graph



Data List										
N O.	Freq. [MHz]	Reading [dBµV/m]	Antenna Factor [dB]	Cable loss [dB]	AMP [dB]	Level [dBµV/m]	Limit [dBµV/m]	Margin [dB]	Detector	Polarity
1	3849.200	46.93	30.90	5.82	-40.36	43.29	74.00	30.71	PK	Vertical
2	4961.000	46.98	33.12	7.79	-40.09	47.80	74.00	26.20	PK	Vertical
3	9071.600	41.78	38.44	8.75	-38.78	50.19	74.00	23.81	PK	Vertical
4	10917.800	42.23	39.30	9.59	-39.06	52.06	74.00	21.94	PK	Vertical
5	12019.400	42.48	39.22	10.54	-39.57	52.67	74.00	21.33	PK	Vertical
6	15596.200	39.23	38.61	14.05	-39.12	52.77	74.00	21.23	PK	Vertical

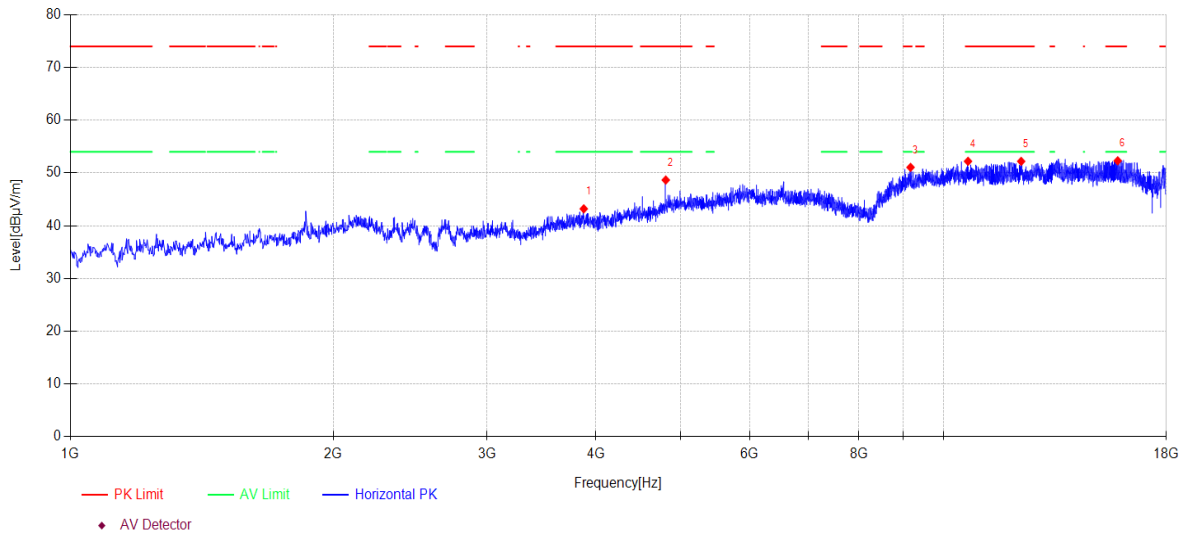
**Note:**

1. Level = Reading + Cable loss + Antenna Factor + AMP
2. If Peak Result complies with AV limit, AV Result is deemed to comply with AV limit.
3. Test setup: RBW: 1 MHz, VBW: 3 MHz, Sweep time: auto.

# TR-4-E-009 Radiated Emission Test Result

**Test Date:** 2024-05-09      **Tested By:** Genliu  
**EUT:** BLUETOOTH HEADSET      **Model Number:** ENDURANCE RACE 2  
**Test Mode:** BLE 2M TX 2404MHz      **Power Supply:** Battery  
**Condition:** Temp:24.2°C;Humi:62.2%      **Test Site:** DDT 3# Chamber  
**File Path:** d:\ts\2024 report data\Q24022823-2E\FCC ABOVE 1G\120  
**Memo:** Left Side Sample Number: S24022823-016

## Test Graph



Data List										
N O.	Freq. [MHz]	Reading [dBµV/m]	Antenna Factor [dB]	Cable loss [dB]	AMP [dB]	Level [dBµV/m]	Limit [dBµV/m]	Margin [dB]	Detector	Polarity
1	3873.000	46.71	31.04	5.82	-40.37	43.20	74.00	30.80	PK	Horizontal
2	4808.000	48.62	32.71	7.48	-40.15	48.66	74.00	25.34	PK	Horizontal
3	9168.500	42.53	38.54	8.77	-38.78	51.06	74.00	22.94	PK	Horizontal
4	10669.600	42.42	39.34	9.42	-38.97	52.21	74.00	21.79	PK	Horizontal
5	12274.400	42.03	39.30	10.54	-39.67	52.20	74.00	21.80	PK	Horizontal
6	15832.500	38.21	38.24	15.12	-39.26	52.31	74.00	21.69	PK	Horizontal

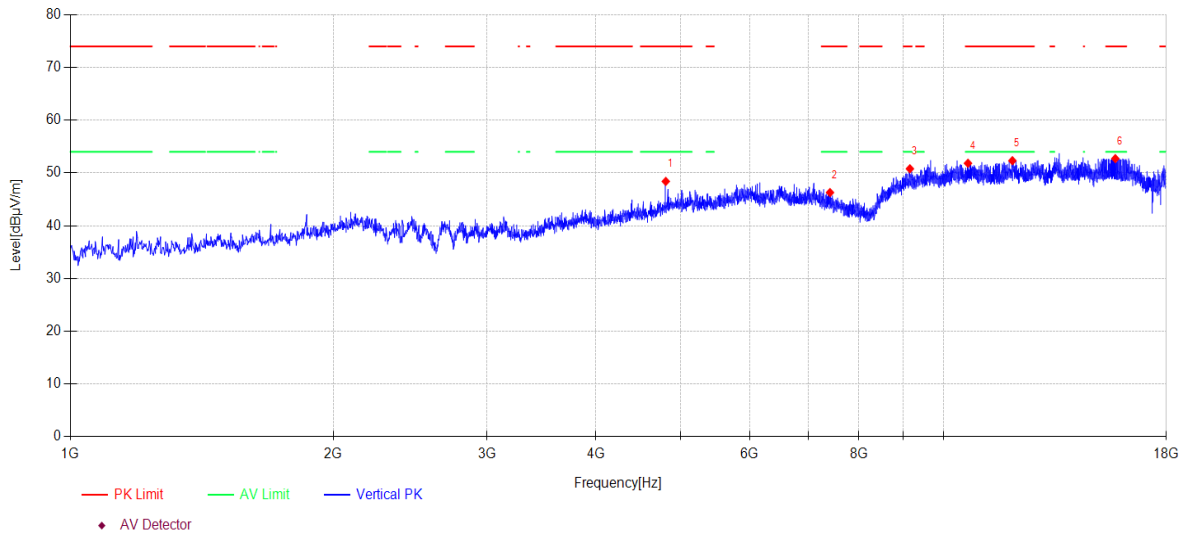
**Note:**

- Level = Reading + Cable loss + Antenna Factor + AMP
- If Peak Result complies with AV limit, AV Result is deemed to comply with AV limit.
- Test setup: RBW: 1 MHz, VBW: 3 MHz, Sweep time: auto.

# TR-4-E-009 Radiated Emission Test Result

**Test Date:** 2024-05-09      **Tested By:** Genliu  
**EUT:** BLUETOOTH HEADSET      **Model Number:** ENDURANCE RACE 2  
**Test Mode:** BLE 2M TX 2404MHz      **Power Supply:** Battery  
**Condition:** Temp:24.2°C;Humi:62.2%      **Test Site:** DDT 3# Chamber  
**File Path:** d:\ts\2024 report data\Q24022823-2E\FCC ABOVE 1G\121  
**Memo:** Left Side Sample Number: S24022823-016

## Test Graph



Data List										
N O.	Freq. [MHz]	Reading [dBµV/m]	Antenna Factor [dB]	Cable loss [dB]	AMP [dB]	Level [dBµV/m]	Limit [dBµV/m]	Margin [dB]	Detector	Polarity
1	4808.000	48.36	32.71	7.48	-40.15	48.40	74.00	25.60	PK	Vertical
2	7414.100	43.72	36.67	7.64	-41.74	46.29	74.00	27.71	PK	Vertical
3	9153.200	42.30	38.51	8.76	-38.78	50.79	74.00	23.21	PK	Vertical
4	10667.900	42.06	39.34	9.41	-38.97	51.84	74.00	22.16	PK	Vertical
5	11993.900	42.17	39.18	10.53	-39.56	52.32	74.00	21.68	PK	Vertical
6	15733.900	38.82	38.43	14.67	-39.20	52.72	74.00	21.28	PK	Vertical

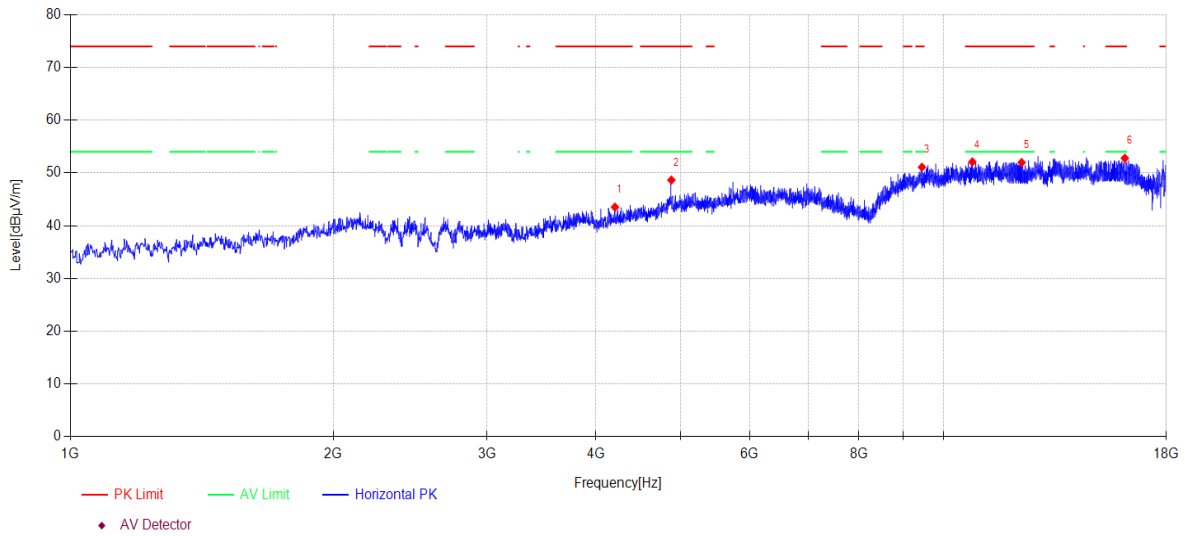
**Note:**

1. Level = Reading + Cable loss + Antenna Factor + AMP
2. If Peak Result complies with AV limit, AV Result is deemed to comply with AV limit.
3. Test setup: RBW: 1 MHz, VBW: 3 MHz, Sweep time: auto.

# TR-4-E-009 Radiated Emission Test Result

**Test Date:** 2024-05-09      **Tested By:** Genliu  
**EUT:** BLUETOOTH HEADSET      **Model Number:** ENDURANCE RACE 2  
**Test Mode:** BLE 2M TX 2440MHz      **Power Supply:** Battery  
**Condition:** Temp:24.2°C;Humi:62.2%      **Test Site:** DDT 3# Chamber  
**File Path:** d:\ts\2024 report data\Q24022823-2E\FCC ABOVE 1G\122  
**Memo:** Left Side Sample Number: S24022823-016

## Test Graph



Data List										
N O.	Freq. [MHz]	Reading [dBµV/m]	Antenna Factor [dB]	Cable loss [dB]	AMP [dB]	Level [dBµV/m]	Limit [dBµV/m]	Margin [dB]	Detector	Polarity
1	4204.500	46.42	31.22	6.26	-40.37	43.53	74.00	30.47	PK	Horizontal
2	4879.400	47.81	33.33	7.63	-40.12	48.65	74.00	25.35	PK	Horizontal
3	9449.000	42.34	38.70	8.82	-38.76	51.10	74.00	22.90	PK	Horizontal
4	10792.000	42.21	39.40	9.50	-39.01	52.10	74.00	21.90	PK	Horizontal
5	12289.700	41.81	39.30	10.54	-39.67	51.98	74.00	22.02	PK	Horizontal
6	16133.400	39.04	37.87	15.35	-39.47	52.79	74.00	21.21	PK	Horizontal

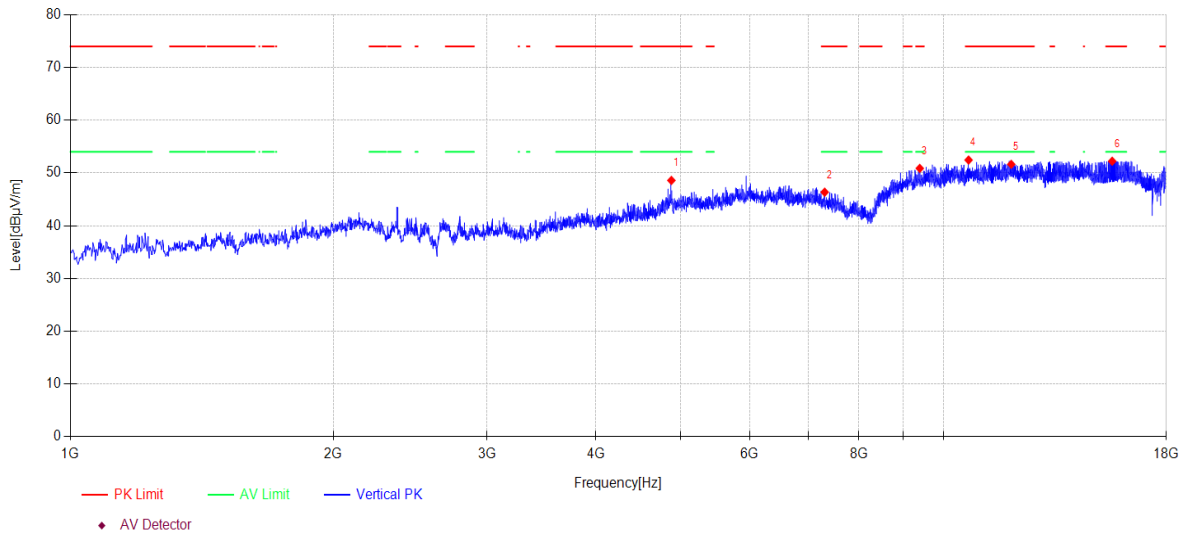
**Note:**

- Level = Reading + Cable loss + Antenna Factor + AMP
- If Peak Result complies with AV limit, AV Result is deemed to comply with AV limit.
- Test setup: RBW: 1 MHz, VBW: 3 MHz, Sweep time: auto.

# TR-4-E-009 Radiated Emission Test Result

**Test Date:** 2024-05-09      **Tested By:** Genliu  
**EUT:** BLUETOOTH HEADSET      **Model Number:** ENDURANCE RACE 2  
**Test Mode:** BLE 2M TX 2440MHz      **Power Supply:** Battery  
**Condition:** Temp:24.2°C;Humi:62.2%      **Test Site:** DDT 3# Chamber  
**File Path:** d:\ts\2024 report data\Q24022823-2E\FCC ABOVE 1G\123  
**Memo:** Left Side Sample Number: S24022823-016

## Test Graph



Data List										
N O.	Freq. [MHz]	Reading [dBµV/m]	Antenna Factor [dB]	Cable loss [dB]	AMP [dB]	Level [dBµV/m]	Limit [dBµV/m]	Margin [dB]	Detector	Polarity
1	4879.400	47.75	33.33	7.63	-40.12	48.59	74.00	25.41	PK	Vertical
2	7310.400	43.33	36.88	7.63	-41.48	46.36	74.00	27.64	PK	Vertical
3	9394.600	42.12	38.70	8.81	-38.76	50.87	74.00	23.13	PK	Vertical
4	10684.900	42.62	39.37	9.43	-38.97	52.45	74.00	21.55	PK	Vertical
5	11958.200	41.61	39.07	10.50	-39.54	51.64	74.00	22.36	PK	Vertical
6	15604.700	38.66	38.60	14.09	-39.12	52.23	74.00	21.77	PK	Vertical

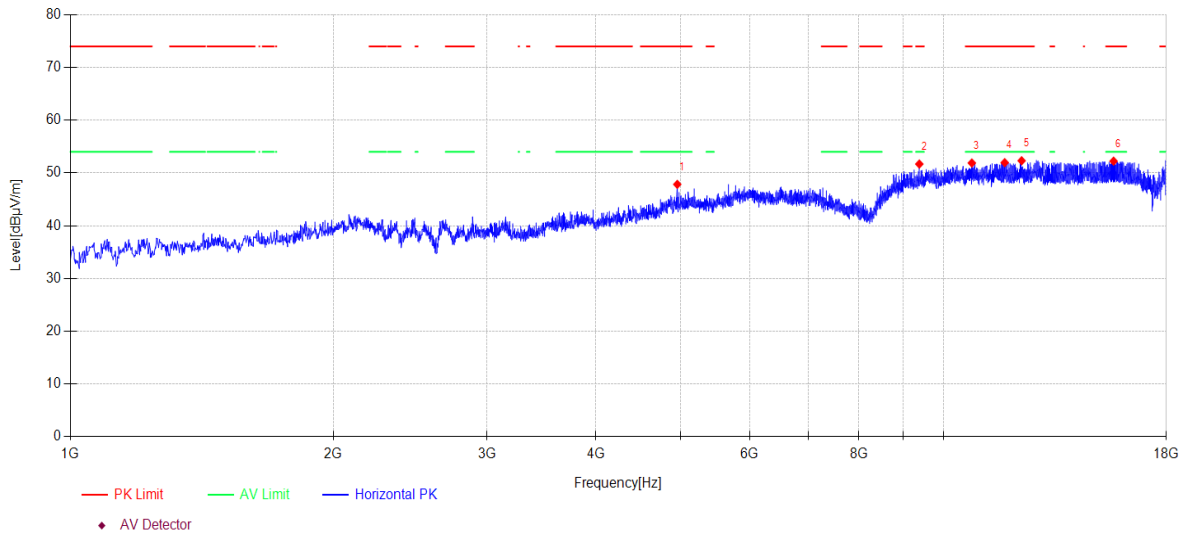
**Note:**

1. Level = Reading + Cable loss + Antenna Factor + AMP
2. If Peak Result complies with AV limit, AV Result is deemed to comply with AV limit.
3. Test setup: RBW: 1 MHz, VBW: 3 MHz, Sweep time: auto.

# TR-4-E-009 Radiated Emission Test Result

**Test Date:** 2024-05-09      **Tested By:** Genliu  
**EUT:** BLUETOOTH HEADSET      **Model Number:** ENDURANCE RACE 2  
**Test Mode:** BLE 2M TX 2478MHz      **Power Supply:** Battery  
**Condition:** Temp:24.2°C;Humi:62.2%      **Test Site:** DDT 3# Chamber  
**File Path:** d:\ts\2024 report data\Q24022823-2E\FCC ABOVE 1G\124  
**Memo:** Left Side Sample Number: S24022823-016

## Test Graph



Data List										
N O.	Freq. [MHz]	Reading [dBµV/m]	Antenna Factor [dB]	Cable loss [dB]	AMP [dB]	Level [dBµV/m]	Limit [dBµV/m]	Margin [dB]	Detector	Polarity
1	4955.900	47.05	33.11	7.78	-40.10	47.84	74.00	26.16	PK	Horizontal
2	9384.400	42.94	38.70	8.81	-38.76	51.69	74.00	22.31	PK	Horizontal
3	10776.700	42.01	39.40	9.49	-39.01	51.89	74.00	22.11	PK	Horizontal
4	11754.200	42.13	38.95	10.32	-39.44	51.96	74.00	22.04	PK	Horizontal
5	12289.700	42.15	39.30	10.54	-39.67	52.32	74.00	21.68	PK	Horizontal
6	15664.200	38.50	38.54	14.36	-39.16	52.24	74.00	21.76	PK	Horizontal

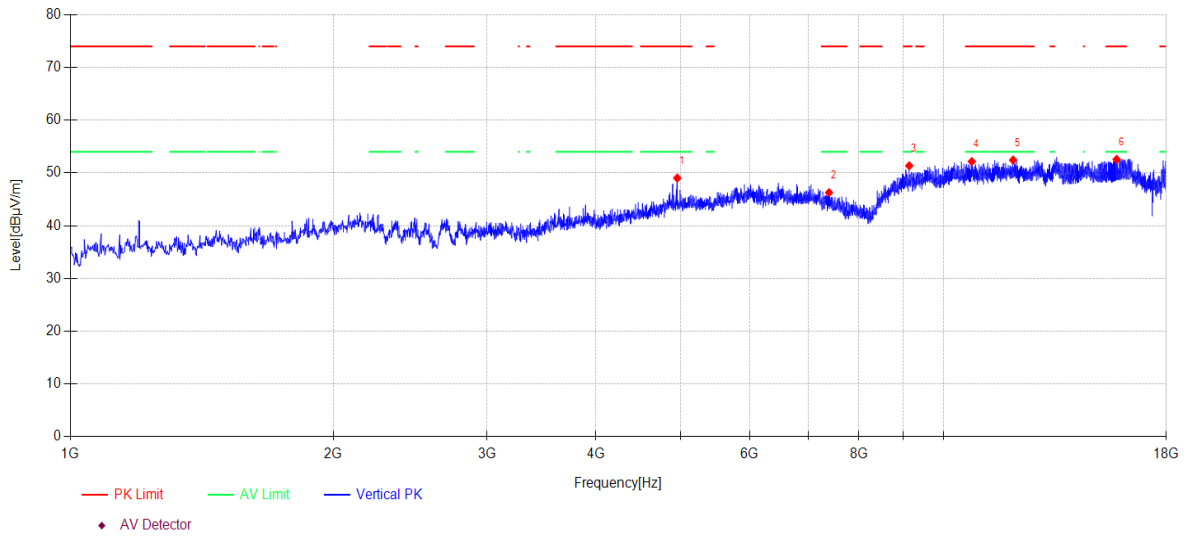
**Note:**

1. Level = Reading + Cable loss + Antenna Factor + AMP
2. If Peak Result complies with AV limit, AV Result is deemed to comply with AV limit.
3. Test setup: RBW: 1 MHz, VBW: 3 MHz, Sweep time: auto.

# TR-4-E-009 Radiated Emission Test Result

**Test Date:** 2024-05-09      **Tested By:** Genliu  
**EUT:** BLUETOOTH HEADSET      **Model Number:** ENDURANCE RACE 2  
**Test Mode:** BLE 2M TX 2478MHz      **Power Supply:** Battery  
**Condition:** Temp:24.2°C;Humi:62.2%      **Test Site:** DDT 3# Chamber  
**File Path:** d:\ts\2024 report data\Q24022823-2E\FCC ABOVE 1G\125  
**Memo:** Left Side Sample Number: S24022823-016

## Test Graph



Data List										
N O.	Freq. [MHz]	Reading [dBµV/m]	Antenna Factor [dB]	Cable loss [dB]	AMP [dB]	Level [dBµV/m]	Limit [dBµV/m]	Margin [dB]	Detector	Polarity
1	4955.900	48.24	33.11	7.78	-40.10	49.03	74.00	24.97	PK	Vertical
2	7395.400	43.62	36.71	7.64	-41.69	46.28	74.00	27.72	PK	Vertical
3	9137.900	42.89	38.50	8.76	-38.78	51.37	74.00	22.63	PK	Vertical
4	10776.700	42.28	39.40	9.49	-39.01	52.16	74.00	21.84	PK	Vertical
5	12019.400	42.25	39.22	10.54	-39.57	52.44	74.00	21.56	PK	Vertical
6	15788.300	38.56	38.32	14.92	-39.23	52.57	74.00	21.43	PK	Vertical

**Note:**

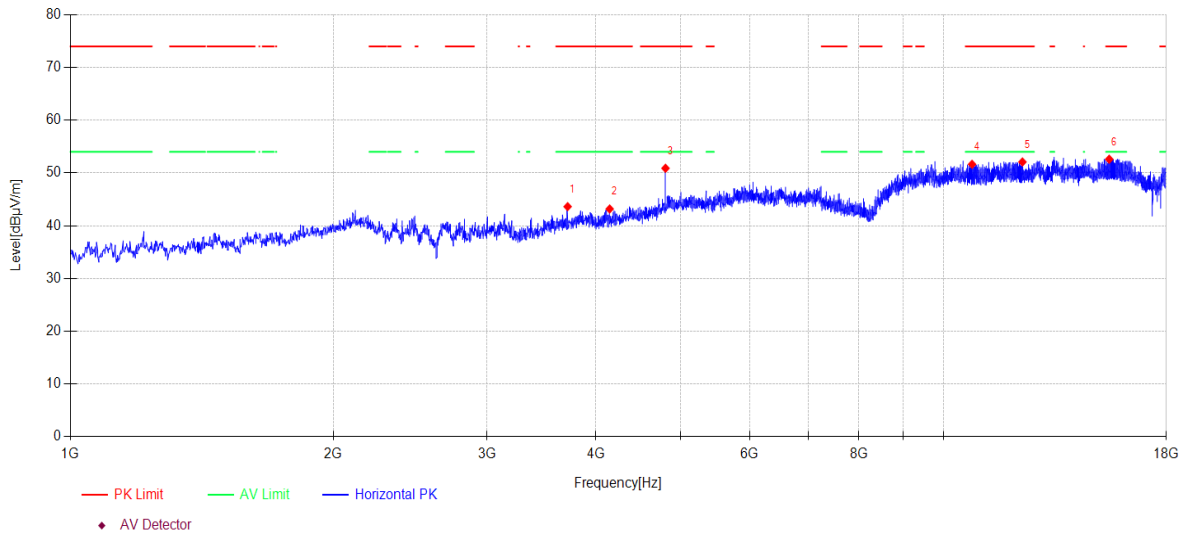
- Level = Reading + Cable loss + Antenna Factor + AMP
- If Peak Result complies with AV limit, AV Result is deemed to comply with AV limit.
- Test setup: RBW: 1 MHz, VBW: 3 MHz, Sweep time: auto.



# TR-4-E-009 Radiated Emission Test Result

**Test Date:** 2024-05-09      **Tested By:** Genliu  
**EUT:** BLUETOOTH HEADSET      **Model Number:** ENDURANCE RACE 2  
**Test Mode:** BLE 1M TX 2402MHz      **Power Supply:** Battery  
**Condition:** Temp:24.2°C;Humi:62.2%      **Test Site:** DDT 3# Chamber  
**File Path:** d:\ts\2024 report data\Q24022823-2E\FCC ABOVE 1G\152  
**Memo:** Right Side Sample Number: S24022823-016

## Test Graph



Data List										
N O.	Freq. [MHz]	Reading [dBµV/m]	Antenna Factor [dB]	Cable loss [dB]	AMP [dB]	Level [dBµV/m]	Limit [dBµV/m]	Margin [dB]	Detector	Polarity
1	3711.500	47.68	30.42	5.79	-40.27	43.62	74.00	30.38	PK	Horizontal
2	4146.700	46.24	31.19	6.15	-40.40	43.18	74.00	30.82	PK	Horizontal
3	4804.600	50.94	32.62	7.48	-40.15	50.89	74.00	23.11	PK	Horizontal
4	10783.500	41.75	39.40	9.50	-39.01	51.64	74.00	22.36	PK	Horizontal
5	12315.200	41.92	39.30	10.54	-39.68	52.08	74.00	21.92	PK	Horizontal
6	15482.300	39.29	38.84	13.53	-39.05	52.61	74.00	21.39	PK	Horizontal

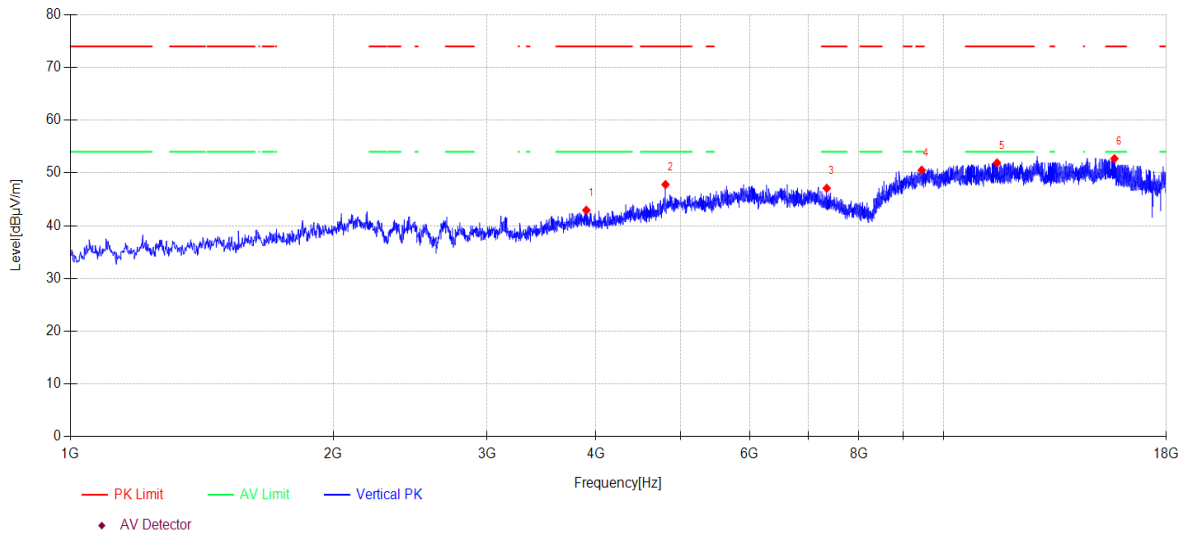
**Note:**

- Level = Reading + Cable loss + Antenna Factor + AMP
- If Peak Result complies with AV limit, AV Result is deemed to comply with AV limit.
- Test setup: RBW: 1 MHz, VBW: 3 MHz, Sweep time: auto.

# TR-4-E-009 Radiated Emission Test Result

**Test Date:** 2024-05-09      **Tested By:** Genliu  
**EUT:** BLUETOOTH HEADSET      **Model Number:** ENDURANCE RACE 2  
**Test Mode:** BLE 1M TX 2402MHz      **Power Supply:** Battery  
**Condition:** Temp:24.2°C;Humi:62.2%      **Test Site:** DDT 3# Chamber  
**File Path:** d:\ts\2024 report data\Q24022823-2E\FCC ABOVE 1G\153  
**Memo:** Right Side Sample Number: S24022823-016

## Test Graph



Data List										
N O.	Freq. [MHz]	Reading [dBµV/m]	Antenna Factor [dB]	Cable loss [dB]	AMP [dB]	Level [dBµV/m]	Limit [dBµV/m]	Margin [dB]	Detector	Polarity
1	3898.500	46.31	31.19	5.83	-40.39	42.94	74.00	31.06	PK	Vertical
2	4804.600	47.86	32.62	7.48	-40.15	47.81	74.00	26.19	PK	Vertical
3	7351.200	44.25	36.80	7.63	-41.58	47.10	74.00	26.90	PK	Vertical
4	9442.200	41.77	38.70	8.82	-38.76	50.53	74.00	23.47	PK	Vertical
5	11517.900	41.96	39.16	10.11	-39.33	51.90	74.00	22.10	PK	Vertical
6	15696.500	38.89	38.50	14.51	-39.18	52.72	74.00	21.28	PK	Vertical

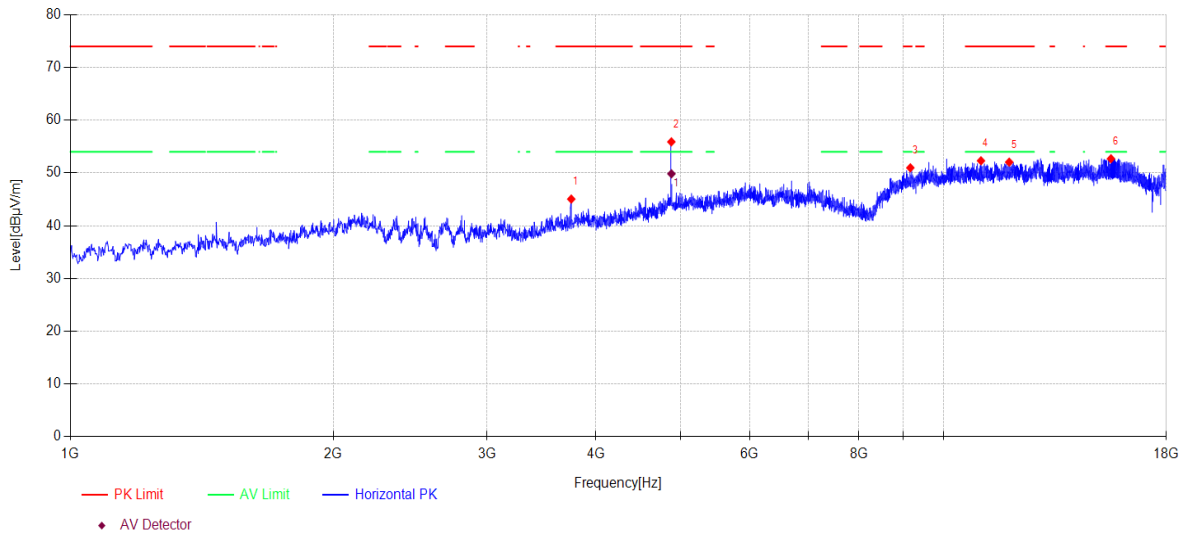
**Note:**

1. Level = Reading + Cable loss + Antenna Factor + AMP
2. If Peak Result complies with AV limit, AV Result is deemed to comply with AV limit.
3. Test setup: RBW: 1 MHz, VBW: 3 MHz, Sweep time: auto.

# TR-4-E-009 Radiated Emission Test Result

**Test Date:** 2024-05-09      **Tested By:** Genliu  
**EUT:** BLUETOOTH HEADSET      **Model Number:** ENDURANCE RACE 2  
**Test Mode:** BLE 1M TX 2440MHz      **Power Supply:** Battery  
**Condition:** Temp:24.2°C;Humi:62.2%      **Test Site:** DDT 3# Chamber  
**File Path:** d:\ts\2024 report data\Q24022823-2E\FCC ABOVE 1G\154  
**Memo:** Right Side Sample Number: S24022823-016

## Test Graph



Data List										
N O.	Freq. [MHz]	Reading [dBµV/m]	Antenna Factor [dB]	Cable loss [dB]	AMP [dB]	Level [dBµV/m]	Limit [dBµV/m]	Margin [dB]	Detector	Polarity
1	3747.200	49.07	30.49	5.79	-40.30	45.05	74.00	28.95	PK	Horizontal
2	4879.400	55.06	33.33	7.63	-40.12	55.90	74.00	18.10	PK	Horizontal
3	9163.400	42.47	38.53	8.76	-38.78	50.98	74.00	23.02	PK	Horizontal
4	11040.200	42.43	39.30	9.69	-39.11	52.31	74.00	21.69	PK	Horizontal
5	11893.600	42.21	38.90	10.45	-39.51	52.05	74.00	21.95	PK	Horizontal
6	15553.700	39.24	38.69	13.86	-39.09	52.70	74.00	21.30	PK	Horizontal

Data List										
N O.	Freq. [MHz]	Reading [dBµV/m]	Antenna Factor [dB]	Cable loss [dB]	AMP [dB]	Level [dBµV/m]	Limit [dBµV/m]	Margin [dB]	Detector	Polarity
1	4880.040	49.00	33.33	7.63	-40.12	49.84	54.0	4.16	AV	Horizontal

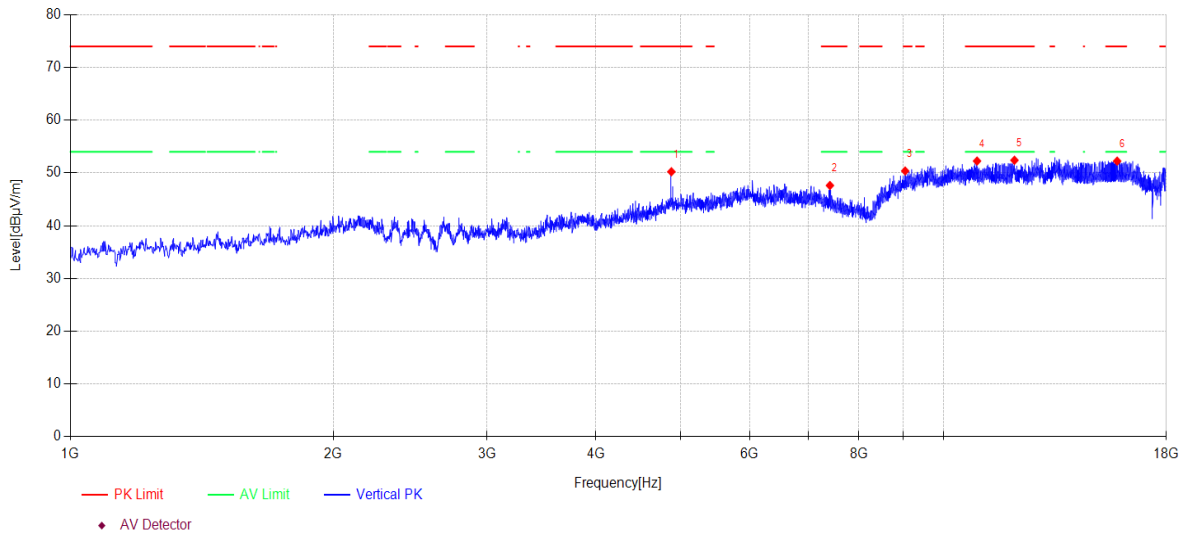
**Note:**

- Level = Reading + Cable loss + Antenna Factor + AMP
- If Peak Result complies with AV limit, AV Result is deemed to comply with AV limit.
- Test setup: RBW: 1 MHz, VBW: 3 MHz, Sweep time: auto.

# TR-4-E-009 Radiated Emission Test Result

**Test Date:** 2024-05-09      **Tested By:** Genliu  
**EUT:** BLUETOOTH HEADSET      **Model Number:** ENDURANCE RACE 2  
**Test Mode:** BLE 1M TX 2440MHz      **Power Supply:** Battery  
**Condition:** Temp:24.2°C;Humi:62.2%      **Test Site:** DDT 3# Chamber  
**File Path:** d:\ts\2024 report data\Q24022823-2E\FCC ABOVE 1G\155  
**Memo:** Right Side Sample Number: S24022823-016

## Test Graph



Data List										
N O.	Freq. [MHz]	Reading [dBµV/m]	Antenna Factor [dB]	Cable loss [dB]	AMP [dB]	Level [dBµV/m]	Limit [dBµV/m]	Margin [dB]	Detector	Polarity
1	4879.400	49.39	33.33	7.63	-40.12	50.23	74.00	23.77	PK	Vertical
2	7412.400	45.04	36.68	7.64	-41.73	47.63	74.00	26.37	PK	Vertical
3	9039.300	42.05	38.38	8.74	-38.79	50.38	74.00	23.62	PK	Vertical
4	10926.300	42.42	39.30	9.60	-39.06	52.26	74.00	21.74	PK	Vertical
5	12058.500	42.19	39.26	10.54	-39.58	52.41	74.00	21.59	PK	Vertical
6	15808.700	38.21	38.28	15.01	-39.25	52.25	74.00	21.75	PK	Vertical

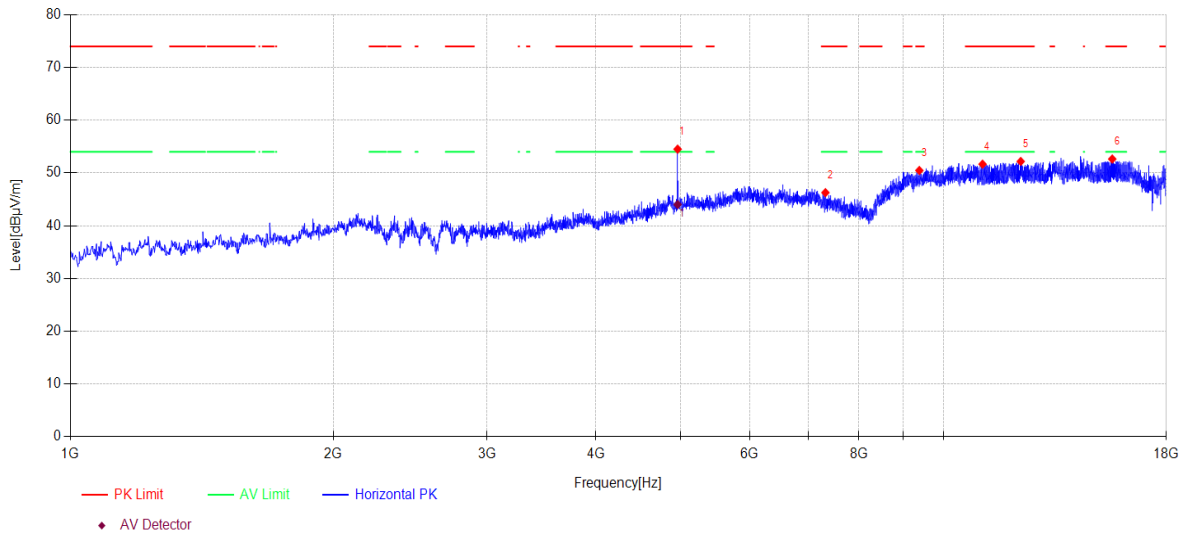
**Note:**

- Level = Reading + Cable loss + Antenna Factor + AMP
- If Peak Result complies with AV limit, AV Result is deemed to comply with AV limit.
- Test setup: RBW: 1 MHz, VBW: 3 MHz, Sweep time: auto.

# TR-4-E-009 Radiated Emission Test Result

**Test Date:** 2024-05-09      **Tested By:** Genliu  
**EUT:** BLUETOOTH HEADSET      **Model Number:** ENDURANCE RACE 2  
**Test Mode:** BLE 1M TX 2480MHz      **Power Supply:** Battery  
**Condition:** Temp:24.2°C;Humi:62.2%      **Test Site:** DDT 3# Chamber  
**File Path:** d:\ts\2024 report data\Q24022823-2E\FCC ABOVE 1G\156  
**Memo:** Right Side Sample Number: S24022823-016

## Test Graph



Data List										
N O.	Freq. [MHz]	Reading [dBµV/m]	Antenna Factor [dB]	Cable loss [dB]	AMP [dB]	Level [dBµV/m]	Limit [dBµV/m]	Margin [dB]	Detector	Polarity
1	4961.000	53.69	33.12	7.79	-40.09	54.51	74.00	19.49	PK	Horizontal
2	7325.700	43.31	36.85	7.63	-41.51	46.28	74.00	27.72	PK	Horizontal
3	9384.400	41.72	38.70	8.81	-38.76	50.47	74.00	23.53	PK	Horizontal
4	11086.100	41.77	39.30	9.73	-39.13	51.67	74.00	22.33	PK	Horizontal
5	12260.800	42.01	39.30	10.54	-39.66	52.19	74.00	21.81	PK	Horizontal
6	15606.400	39.07	38.59	14.10	-39.12	52.64	74.00	21.36	PK	Horizontal

Data List										
N O.	Freq. [MHz]	Reading [dBµV/m]	Antenna Factor [dB]	Cable loss [dB]	AMP [dB]	Level [dBµV/m]	Limit [dBµV/m]	Margin [dB]	Detector	Polarity
1	4959.975	43.20	33.12	7.79	-40.09	44.02	54.0	9.98	AV	Horizontal

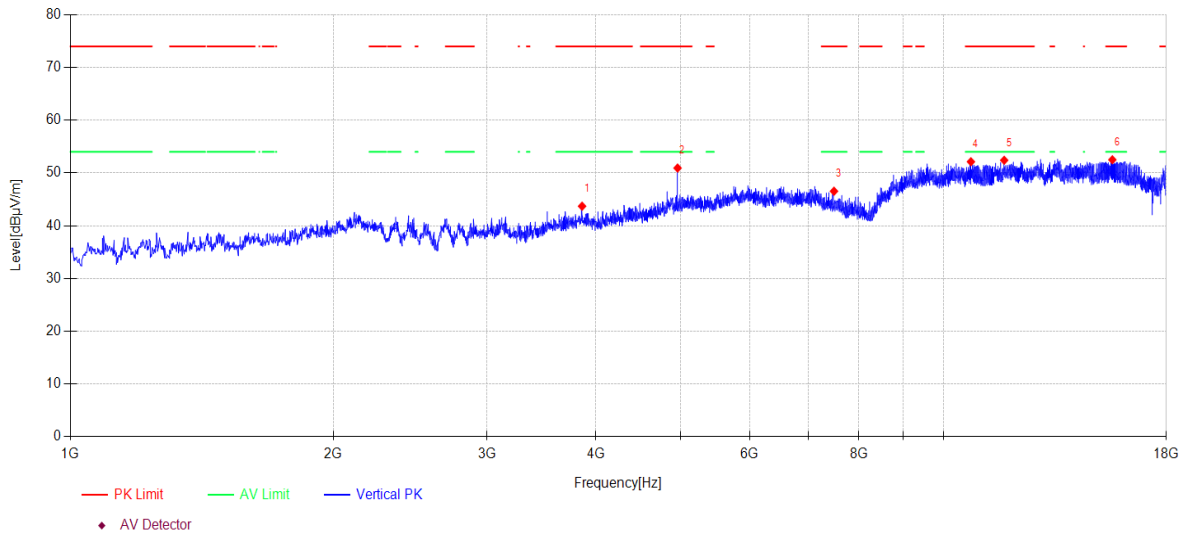
**Note:**

1. Level = Reading + Cable loss + Antenna Factor + AMP
2. If Peak Result complies with AV limit, AV Result is deemed to comply with AV limit.
3. Test setup: RBW: 1 MHz, VBW: 3 MHz, Sweep time: auto.

# TR-4-E-009 Radiated Emission Test Result

**Test Date:** 2024-05-09      **Tested By:** Genliu  
**EUT:** BLUETOOTH HEADSET      **Model Number:** ENDURANCE RACE 2  
**Test Mode:** BLE 1M TX 2480MHz      **Power Supply:** Battery  
**Condition:** Temp:24.2°C;Humi:62.2%      **Test Site:** DDT 3# Chamber  
**File Path:** d:\ts\2024 report data\Q24022823-2E\FCC ABOVE 1G\157  
**Memo:** Right Side Sample Number: S24022823-016

## Test Graph



Data List										
N O.	Freq. [MHz]	Reading [dBµV/m]	Antenna Factor [dB]	Cable loss [dB]	AMP [dB]	Level [dBµV/m]	Limit [dBµV/m]	Margin [dB]	Detector	Polarity
1	3856.000	47.30	30.94	5.82	-40.36	43.70	74.00	30.30	PK	Vertical
2	4959.300	50.12	33.12	7.79	-40.10	50.93	74.00	23.07	PK	Vertical
3	7492.300	44.31	36.52	7.64	-41.93	46.54	74.00	27.46	PK	Vertical
4	10751.200	42.26	39.40	9.47	-39.00	52.13	74.00	21.87	PK	Vertical
5	11737.200	42.58	38.96	10.31	-39.44	52.41	74.00	21.59	PK	Vertical
6	15611.500	38.92	38.59	14.12	-39.13	52.50	74.00	21.50	PK	Vertical

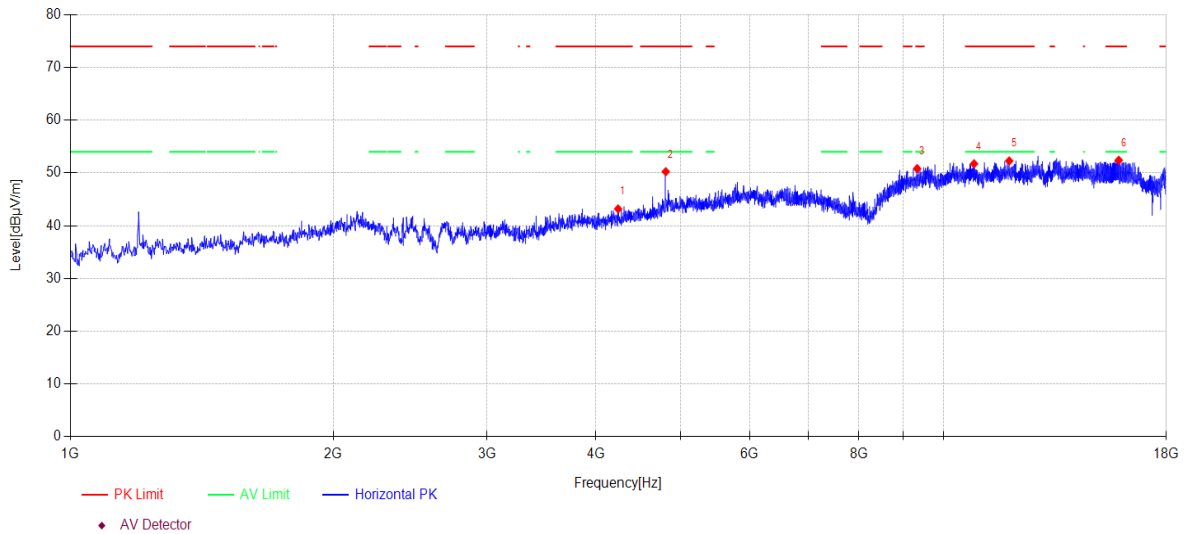
**Note:**

- Level = Reading + Cable loss + Antenna Factor + AMP
- If Peak Result complies with AV limit, AV Result is deemed to comply with AV limit.
- Test setup: RBW: 1 MHz, VBW: 3 MHz, Sweep time: auto.

# TR-4-E-009 Radiated Emission Test Result

**Test Date:** 2024-05-09      **Tested By:** Genliu  
**EUT:** BLUETOOTH HEADSET      **Model Number:** ENDURANCE RACE 2  
**Test Mode:** BLE 2M TX 2404MHz      **Power Supply:** Battery  
**Condition:** Temp:24.2°C;Humi:62.2%      **Test Site:** DDT 3# Chamber  
**File Path:** d:\ts\2024 report data\Q24022823-2E\FCC ABOVE 1G\158  
**Memo:** Right Side Sample Number: S24022823-016

## Test Graph



Data List										
N O.	Freq. [MHz]	Reading [dBµV/m]	Antenna Factor [dB]	Cable loss [dB]	AMP [dB]	Level [dBµV/m]	Limit [dBµV/m]	Margin [dB]	Detector	Polarity
1	4240.200	45.85	31.36	6.34	-40.36	43.19	74.00	30.81	PK	Horizontal
2	4808.000	50.21	32.71	7.48	-40.15	50.25	74.00	23.75	PK	Horizontal
3	9330.000	42.14	38.66	8.80	-38.77	50.83	74.00	23.17	PK	Horizontal
4	10839.600	41.87	39.36	9.54	-39.03	51.74	74.00	22.26	PK	Horizontal
5	11893.600	42.45	38.90	10.45	-39.51	52.29	74.00	21.71	PK	Horizontal
6	15878.400	38.23	38.14	15.33	-39.29	52.41	74.00	21.59	PK	Horizontal

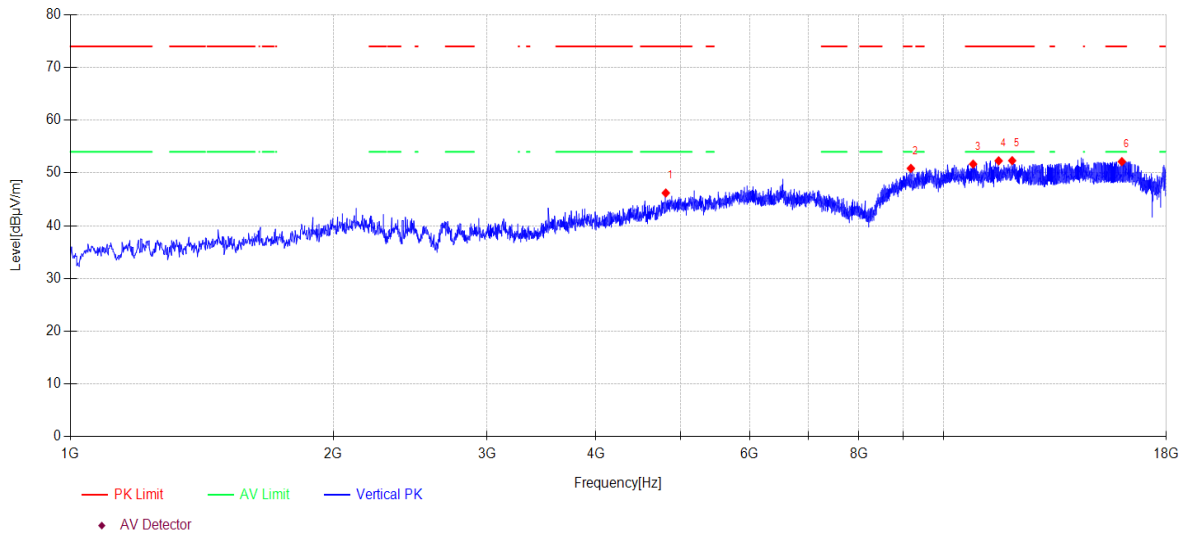
**Note:**

1. Level = Reading + Cable loss + Antenna Factor + AMP
2. If Peak Result complies with AV limit, AV Result is deemed to comply with AV limit.
3. Test setup: RBW: 1 MHz, VBW: 3 MHz, Sweep time: auto.

# TR-4-E-009 Radiated Emission Test Result

**Test Date:** 2024-05-09      **Tested By:** Genliu  
**EUT:** BLUETOOTH HEADSET      **Model Number:** ENDURANCE RACE 2  
**Test Mode:** BLE 2M TX 2404MHz      **Power Supply:** Battery  
**Condition:** Temp:24.2°C;Humi:62.2%      **Test Site:** DDT 3# Chamber  
**File Path:** d:\ts\2024 report data\Q24022823-2E\FCC ABOVE 1G\159  
**Memo:** Right Side Sample Number: S24022823-016

## Test Graph



Data List										
N O.	Freq. [MHz]	Reading [dBµV/m]	Antenna Factor [dB]	Cable loss [dB]	AMP [dB]	Level [dBµV/m]	Limit [dBµV/m]	Margin [dB]	Detector	Polarity
1	4808.000	46.17	32.71	7.48	-40.15	46.21	74.00	27.79	PK	Vertical
2	9177.000	42.33	38.55	8.77	-38.78	50.87	74.00	23.13	PK	Vertical
3	10814.100	41.79	39.39	9.52	-39.02	51.68	74.00	22.32	PK	Vertical
4	11567.200	42.44	39.07	10.15	-39.36	52.30	74.00	21.70	PK	Vertical
5	11987.100	42.20	39.16	10.53	-39.55	52.34	74.00	21.66	PK	Vertical
6	16009.300	37.68	37.99	15.84	-39.37	52.14	74.00	21.86	PK	Vertical

**Note:**

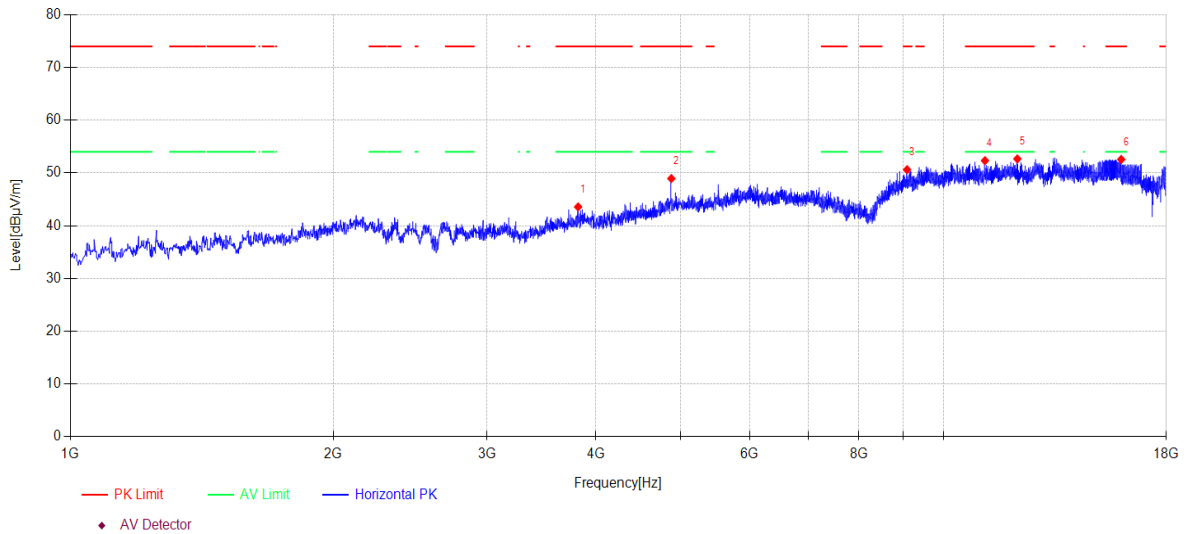
1. Level = Reading + Cable loss + Antenna Factor + AMP
2. If Peak Result complies with AV limit, AV Result is deemed to comply with AV limit.
3. Test setup: RBW: 1 MHz, VBW: 3 MHz, Sweep time: auto.



# TR-4-E-009 Radiated Emission Test Result

**Test Date:** 2024-05-09      **Tested By:** Genliu  
**EUT:** BLUETOOTH HEADSET      **Model Number:** ENDURANCE RACE 2  
**Test Mode:** BLE 2M TX 2440MHz      **Power Supply:** Battery  
**Condition:** Temp:24.2°C;Humi:62.2%      **Test Site:** DDT 3# Chamber  
**File Path:** d:\ts\2024 report data\Q24022823-2E\FCC ABOVE 1G\160  
**Memo:** Right Side Sample Number: S24022823-016

## Test Graph



Data List										
N O.	Freq. [MHz]	Reading [dBµV/m]	Antenna Factor [dB]	Cable loss [dB]	AMP [dB]	Level [dBµV/m]	Limit [dBµV/m]	Margin [dB]	Detector	Polarity
1	3815.200	47.34	30.76	5.81	-40.34	43.57	74.00	30.43	PK	Horizontal
2	4879.400	48.10	33.33	7.63	-40.12	48.94	74.00	25.06	PK	Horizontal
3	9085.200	42.17	38.47	8.75	-38.78	50.61	74.00	23.39	PK	Horizontal
4	11157.500	42.46	39.24	9.79	-39.16	52.33	74.00	21.67	PK	Horizontal
5	12152.000	42.45	39.30	10.54	-39.62	52.67	74.00	21.33	PK	Horizontal
6	15982.100	38.09	38.02	15.80	-39.35	52.56	74.00	21.44	PK	Horizontal

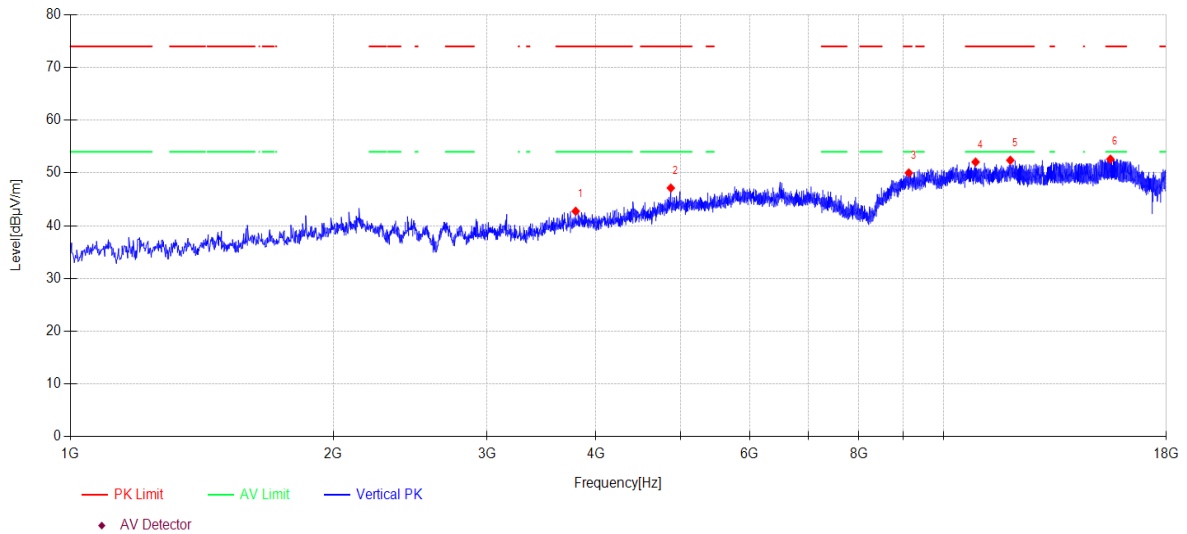
**Note:**

1. Level = Reading + Cable loss + Antenna Factor + AMP
2. If Peak Result complies with AV limit, AV Result is deemed to comply with AV limit.
3. Test setup: RBW: 1 MHz, VBW: 3 MHz, Sweep time: auto.

# TR-4-E-009 Radiated Emission Test Result

**Test Date:** 2024-05-09      **Tested By:** Genliu  
**EUT:** BLUETOOTH HEADSET      **Model Number:** ENDURANCE RACE 2  
**Test Mode:** BLE 2M TX 2440MHz      **Power Supply:** Battery  
**Condition:** Temp:24.2°C;Humi:62.2%      **Test Site:** DDT 3# Chamber  
**File Path:** d:\ts\2024 report data\Q24022823-2E\FCC ABOVE 1G\161  
**Memo:** Right Side Sample Number: S24022823-016

## Test Graph



Data List										
N O.	Freq. [MHz]	Reading [dBµV/m]	Antenna Factor [dB]	Cable loss [dB]	AMP [dB]	Level [dBµV/m]	Limit [dBµV/m]	Margin [dB]	Detector	Polarity
1	3791.400	46.60	30.67	5.80	-40.32	42.75	74.00	31.25	PK	Vertical
2	4872.600	46.23	33.44	7.61	-40.13	47.15	74.00	26.85	PK	Vertical
3	9127.700	41.53	38.50	8.76	-38.78	50.01	74.00	23.99	PK	Vertical
4	10883.800	42.23	39.32	9.57	-39.05	52.07	74.00	21.93	PK	Vertical
5	11927.600	42.48	38.98	10.48	-39.53	52.41	74.00	21.59	PK	Vertical
6	15531.600	39.20	38.74	13.76	-39.08	52.62	74.00	21.38	PK	Vertical

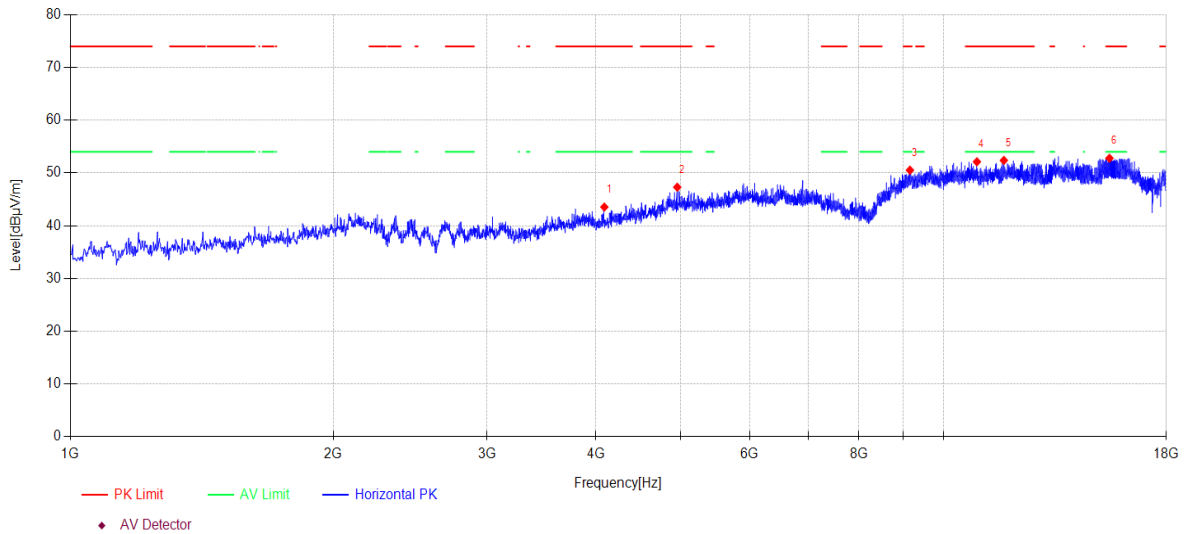
**Note:**

- Level = Reading + Cable loss + Antenna Factor + AMP
- If Peak Result complies with AV limit, AV Result is deemed to comply with AV limit.
- Test setup: RBW: 1 MHz, VBW: 3 MHz, Sweep time: auto.

# TR-4-E-009 Radiated Emission Test Result

**Test Date:** 2024-05-09      **Tested By:** Genliu  
**EUT:** BLUETOOTH HEADSET      **Model Number:** ENDURANCE RACE 2  
**Test Mode:** BLE 2M TX 2478MHz      **Power Supply:** Battery  
**Condition:** Temp:24.2°C;Humi:62.2%      **Test Site:** DDT 3# Chamber  
**File Path:** d:\ts\2024 report data\Q24022823-2E\FCC ABOVE 1G\162  
**Memo:** Right Side Sample Number: S24022823-016

## Test Graph



Data List										
N O.	Freq. [MHz]	Reading [dBµV/m]	Antenna Factor [dB]	Cable loss [dB]	AMP [dB]	Level [dBµV/m]	Limit [dBµV/m]	Margin [dB]	Detector	Polarity
1	4088.900	46.85	31.08	6.03	-40.42	43.54	74.00	30.46	PK	Horizontal
2	4955.900	46.51	33.11	7.78	-40.10	47.30	74.00	26.70	PK	Horizontal
3	9154.900	42.04	38.51	8.76	-38.78	50.53	74.00	23.47	PK	Horizontal
4	10922.900	42.28	39.30	9.60	-39.06	52.12	74.00	21.88	PK	Horizontal
5	11727.000	42.54	38.97	10.30	-39.43	52.38	74.00	21.62	PK	Horizontal
6	15494.200	39.45	38.81	13.59	-39.06	52.79	74.00	21.21	PK	Horizontal

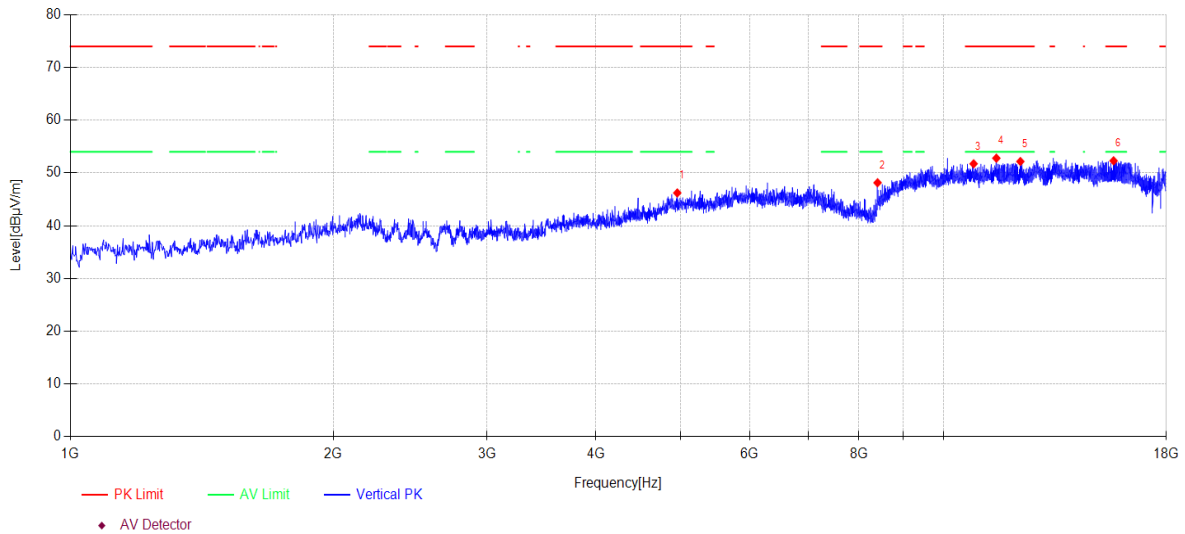
**Note:**

- Level = Reading + Cable loss + Antenna Factor + AMP
- If Peak Result complies with AV limit, AV Result is deemed to comply with AV limit.
- Test setup: RBW: 1 MHz, VBW: 3 MHz, Sweep time: auto.

# TR-4-E-009 Radiated Emission Test Result

**Test Date:** 2024-05-09      **Tested By:** Genliu  
**EUT:** BLUETOOTH HEADSET      **Model Number:** ENDURANCE RACE 2  
**Test Mode:** BLE 2M TX 2478MHz      **Power Supply:** Battery  
**Condition:** Temp:24.2°C;Humi:62.2%      **Test Site:** DDT 3# Chamber  
**File Path:** d:\ts\2024 report data\Q24022823-2E\FCC ABOVE 1G\163  
**Memo:** Right Side Sample Number: S24022823-016

## Test Graph



Data List										
N O.	Freq. [MHz]	Reading [dBµV/m]	Antenna Factor [dB]	Cable loss [dB]	AMP [dB]	Level [dBµV/m]	Limit [dBµV/m]	Margin [dB]	Detector	Polarity
1	4955.900	45.43	33.11	7.78	-40.10	46.22	74.00	27.78	PK	Vertical
2	8405.200	43.95	37.50	8.11	-41.41	48.15	74.00	25.85	PK	Vertical
3	10827.700	41.87	39.37	9.53	-39.03	51.74	74.00	22.26	PK	Vertical
4	11497.500	42.83	39.20	10.09	-39.32	52.80	74.00	21.20	PK	Vertical
5	12248.900	42.00	39.30	10.54	-39.66	52.18	74.00	21.82	PK	Vertical
6	15662.500	38.57	38.54	14.35	-39.16	52.30	74.00	21.70	PK	Vertical

**Note:**

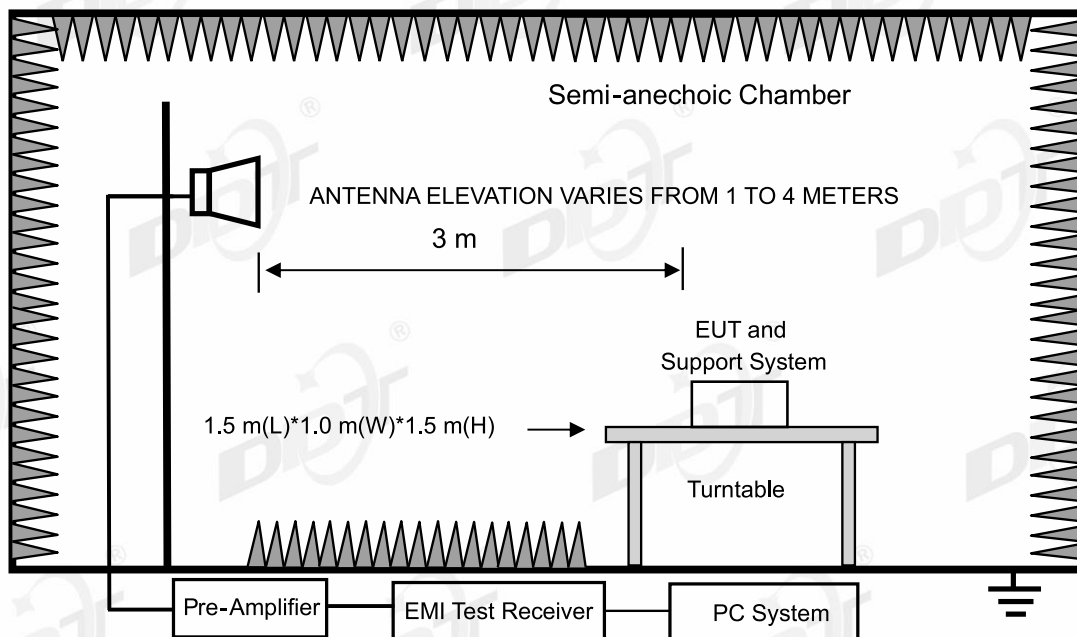
1. Level = Reading + Cable loss + Antenna Factor + AMP
2. If Peak Result complies with AV limit, AV Result is deemed to comply with AV limit.
3. Test setup: RBW: 1 MHz, VBW: 3 MHz, Sweep time: auto.

## 13. Band Edge Compliance

### 13.1. Test equipment

Equipment	Manufacturer	Model No.	Serial No.	Cal Due To
EMI TEST RECEIVER	R&S	ESU26	100472	2025/03/31
PSA Series Spectrum Analyzer	Agilent	E4447A	MY50180031	2025/03/31
Active Loop Antenna	Schwarzbeck	FMZB-1519	1519-038	2025/09/10
Trilog Broadband Antenna	Schwarzbeck	VULB 9163	01429	2025/07/11
Double Ridged Horn Antenna	Schwarzbeck	BBHA 9120 D	02468	2024/09/17
Broad Band Horn Antenna	Schwarzbeck	BBHA 9170	790	2025/04/25
Pre-amplifier	COM-POWER	PAM-118A	18040084	2024/07/14
Pre-amplifier	COM-POWER	PAM-840A	461369	2025/03/31
RE Cable	N/A	W23.02 CP1-X2 + W23.09 AP1-X8+ JCT26S-NJ-NJ-1.5M	4.5M+8M+1.5M	2025/03/31
RF Cable	Yuhu	JCTB810-NJ-NJ-9M+ ZT26S-SMAJ-SMAJ-1M	21123964	2025/03/31
Band Reject Filter(2400-2500 MHz)	REBES	BRM50702	G555	N/A
Band Reject Filter(5150-5880 MHz)	REBES	BRM50716	G392	N/A
High Pass Filter(8000-25000 MHz)	XB	XBLBQ-GTA67	210820-2-3	N/A
Test Software	Tonscend	JS32-RE	V 5.0.0.1	N/A
RF cable	Zhongke Junchuang	JCT26S-NJ-NJ-1.5M	DDT-ZC02762	2025/04/01
Micro-Tronics filters	REBES	BRM50716	DDT-ZC03240	/
High pass filter	Micro-Tronics	HPM50108	DDT-ZC00560	2024/05/14

**13.2. Block diagram of test setup**



**13.3. Limits**

All restriction band should comply with 15.209 and RSS-Gen section 8.9 limits, other emission should be at least 20 dB below the fundamental.

**13.4. Assistant equipment used for test**

Assistant equipment	Manufacturer	Model number	Description	other
/	/	/	/	/

**13.5. Test procedure**

Same with Radiated Emission except change investigated frequency range.  
 Remark: All restriction band have been tested, and only the worst case is shown in report.

**13.6. Test result**

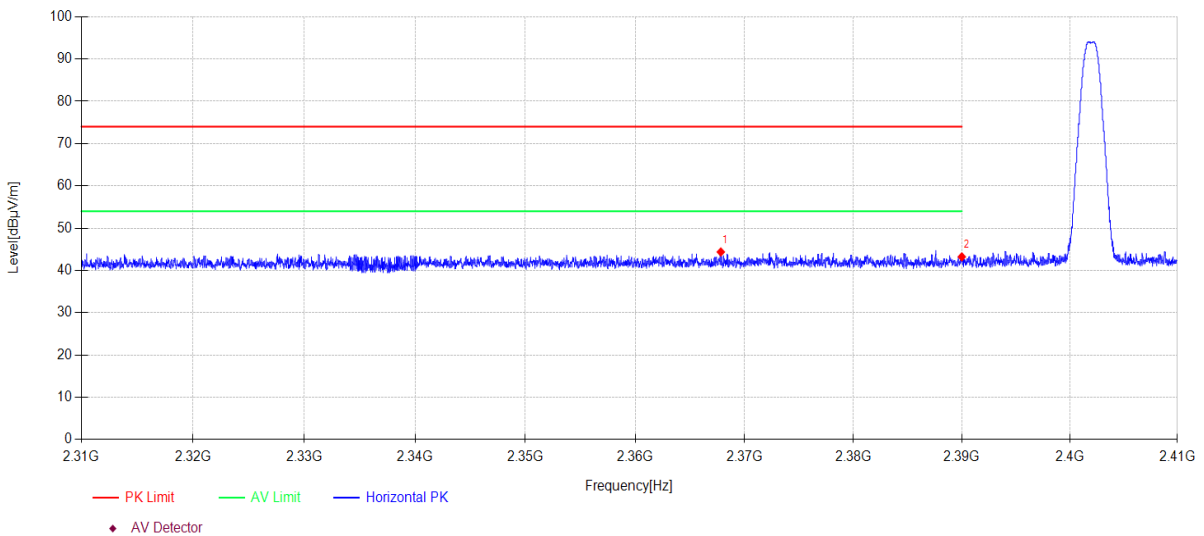
**PASS. (See below detailed test result)**

13.7. Test data

## TR-4-E-009 Radiated Emission Test Result

**Test Date:** 2024-05-09      **Tested By:** Genliu  
**EUT:** BLUETOOTH HEADSET      **Model Number:** ENDURANCE RACE 2  
**Test Mode:** BLE 1M TX 2402MHz      **Power Supply:** Battery  
**Condition:** Temp:24.2°C;Humi:62.2%      **Test Site:** DDT 3# Chamber  
**File Path:** d:\ts\2024 report data\Q24022823-2\FCC ABOVE 1G\132  
**Memo:** Left Side Sample Number: S24022823-016

Test Graph



Data List										
N O.	Freq. [MHz]	Reading [dBµV/m]	Antenna Factor [dB]	Cable loss [dB]	AMP [dB]	Level [dBµV/m]	Limit [dBµV/m]	Margin [dB]	Detector	Polarity
1	2367.830	13.35	27.17	3.85	0.00	44.37	74.00	29.63	PK	Horizontal
2	2390.000	12.09	27.26	3.87	0.00	43.22	74.00	30.78	PK	Horizontal

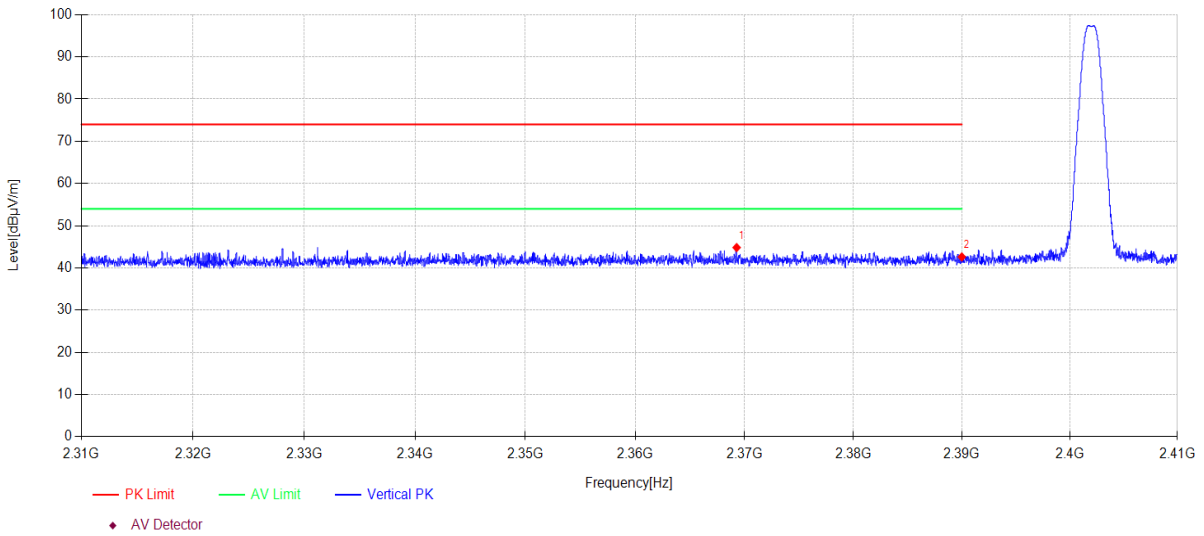
Note:

1. Level = Reading + Cable loss + Antenna Factor + AMP
2. If Peak Result complies with AV limit, AV Result is deemed to comply with AV limit.
3. Test setup: RBW: 1 MHz, VBW: 3 MHz, Sweep time: auto.

# TR-4-E-009 Radiated Emission Test Result

**Test Date:** 2024-05-09      **Tested By:** Genliu  
**EUT:** BLUETOOTH HEADSET      **Model Number:** ENDURANCE RACE 2  
**Test Mode:** BLE 1M TX 2402MHz      **Power Supply:** Battery  
**Condition:** Temp:24.2°C;Humi:62.2%      **Test Site:** DDT 3# Chamber  
**File Path:** d:\ts\2024 report data\Q24022823-2E\FCC ABOVE 1G\133  
**Memo:** Left Side Sample Number: S24022823-016

## Test Graph



Data List										
N O.	Freq. [MHz]	Reading [dBµV/m]	Antenna Factor [dB]	Cable loss [dB]	AMP [dB]	Level [dBµV/m]	Limit [dBµV/m]	Margin [dB]	Detector	Polarity
1	2369.280	13.80	27.18	3.85	0.00	44.83	74.00	29.17	PK	Vertical
2	2390.000	11.48	27.26	3.87	0.00	42.61	74.00	31.39	PK	Vertical

**Note:**

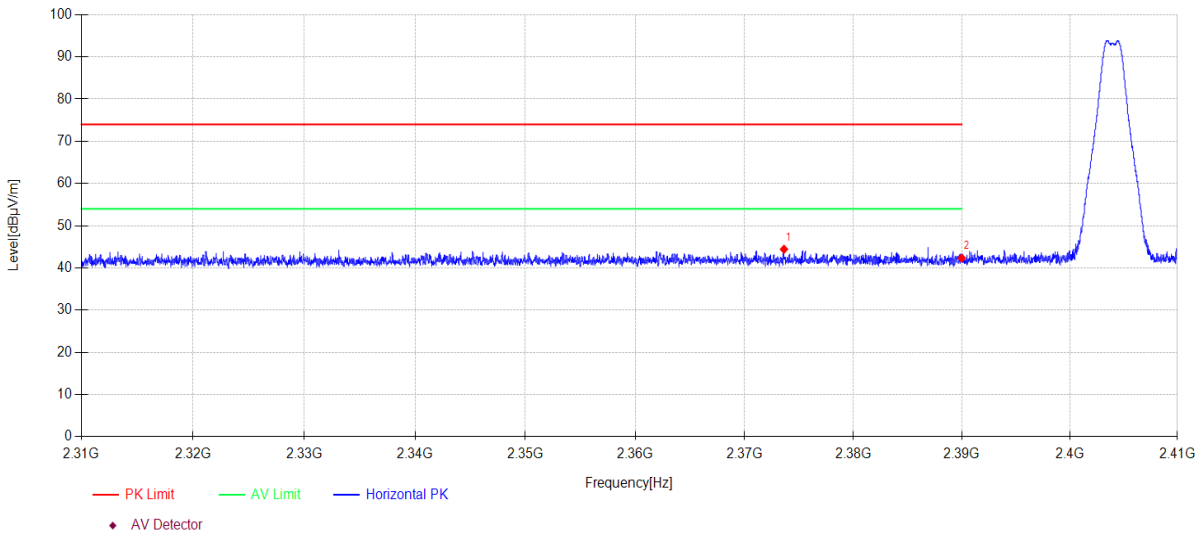
1. Level = Reading + Cable loss + Antenna Factor + AMP
2. If Peak Result complies with AV limit, AV Result is deemed to comply with AV limit.
3. Test setup: RBW: 1 MHz, VBW: 3 MHz, Sweep time: auto.



# TR-4-E-009 Radiated Emission Test Result

**Test Date:** 2024-05-09      **Tested By:** Genliu  
**EUT:** BLUETOOTH HEADSET      **Model Number:** ENDURANCE RACE 2  
**Test Mode:** BLE 2M TX 2404MHz      **Power Supply:** Battery  
**Condition:** Temp:24.2°C;Humi:62.2%      **Test Site:** DDT 3# Chamber  
**File Path:** d:\ts\2024 report data\Q24022823-2E\FCC ABOVE 1G\134  
**Memo:** Left Side Sample Number: S24022823-016

## Test Graph



Data List										
N O.	Freq. [MHz]	Reading [dBµV/m]	Antenna Factor [dB]	Cable loss [dB]	AMP [dB]	Level [dBµV/m]	Limit [dBµV/m]	Margin [dB]	Detector	Polarity
1	2373.620	13.38	27.19	3.85	0.00	44.42	74.00	29.58	PK	Horizontal
2	2390.000	11.19	27.26	3.87	0.00	42.32	74.00	31.68	PK	Horizontal

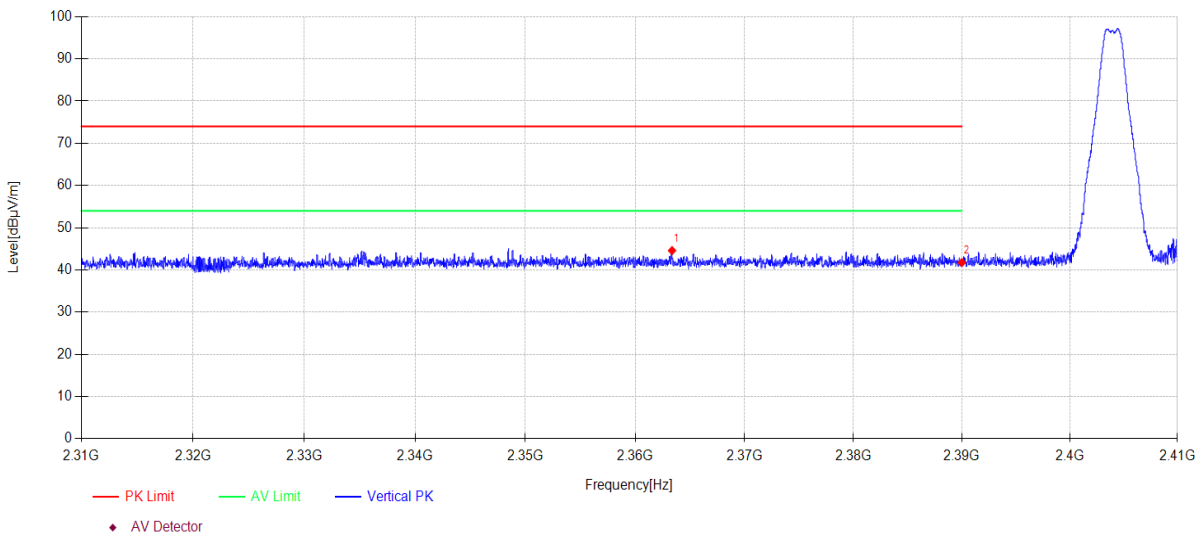
**Note:**

1. Level = Reading + Cable loss + Antenna Factor + AMP
2. If Peak Result complies with AV limit, AV Result is deemed to comply with AV limit.
3. Test setup: RBW: 1 MHz, VBW: 3 MHz, Sweep time: auto.

## TR-4-E-009 Radiated Emission Test Result

**Test Date:** 2024-05-09 **Tested By:** Genliu  
**EUT:** BLUETOOTH HEADSET **Model Number:** ENDURANCE RACE 2  
**Test Mode:** BLE 2M TX 2404MHz **Power Supply:** Battery  
**Condition:** Temp:24.2°C;Humi:62.2% **Test Site:** DDT 3# Chamber  
**File Path:** d:\ts\2024 report data\Q24022823-2E\FCC ABOVE 1G\135  
**Memo:** Left Side Sample Number: S24022823-016

### Test Graph



Data List										
N O.	Freq. [MHz]	Reading [dBμV/m]	Antenna Factor [dB]	Cable loss [dB]	AMP [dB]	Level [dBμV/m]	Limit [dBμV/m]	Margin [dB]	Detector	Polarity
1	2363.370	13.59	27.15	3.85	0.00	44.59	74.00	29.41	PK	Vertical
2	2390.000	10.62	27.26	3.87	0.00	41.75	74.00	32.25	PK	Vertical

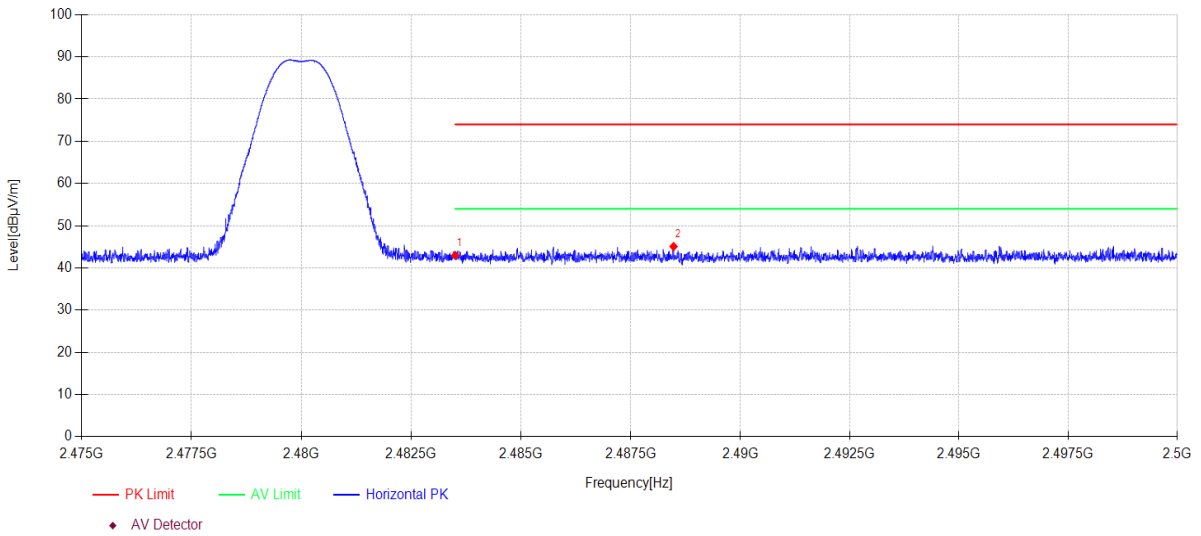
#### Note:

- Level = Reading + Cable loss + Antenna Factor + AMP
- If Peak Result complies with AV limit, AV Result is deemed to comply with AV limit.
- Test setup: RBW: 1 MHz, VBW: 3 MHz, Sweep time: auto.

# TR-4-E-009 Radiated Emission Test Result

**Test Date:** 2024-05-09      **Tested By:** Genliu  
**EUT:** BLUETOOTH HEADSET      **Model Number:** ENDURANCE RACE 2  
**Test Mode:** BLE 1M TX 2480MHz      **Power Supply:** Battery  
**Condition:** Temp:24.2°C;Humi:62.2%      **Test Site:** DDT 3# Chamber  
**File Path:** d:\ts\2024 report data\Q24022823-2E\FCC ABOVE 1G\138  
**Memo:** Left Side Sample Number: S24022823-016

## Test Graph



Data List										
N O.	Freq. [MHz]	Reading [dBµV/m]	Antenna Factor [dB]	Cable loss [dB]	AMP [dB]	Level [dBµV/m]	Limit [dBµV/m]	Margin [dB]	Detector	Polarity
1	2483.500	11.51	27.53	3.94	0.00	42.98	74.00	31.02	PK	Horizontal
2	2488.478	13.58	27.55	3.94	0.00	45.07	74.00	28.93	PK	Horizontal

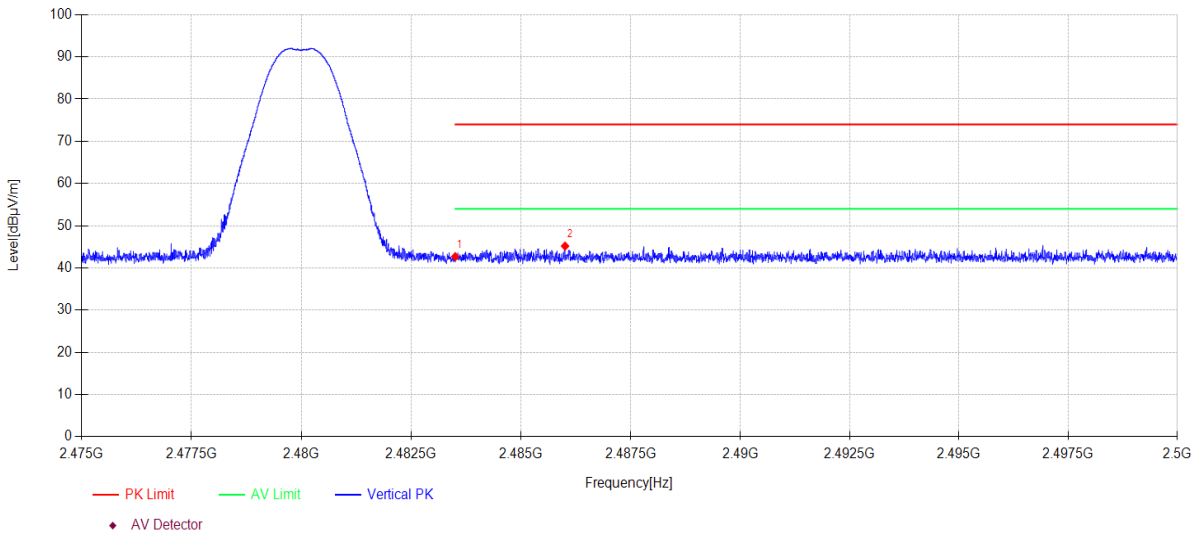
**Note:**

1. Level = Reading + Cable loss + Antenna Factor + AMP
2. If Peak Result complies with AV limit, AV Result is deemed to comply with AV limit.
3. Test setup: RBW: 1 MHz, VBW: 3 MHz, Sweep time: auto.

# TR-4-E-009 Radiated Emission Test Result

**Test Date:** 2024-05-09      **Tested By:** Genliu  
**EUT:** BLUETOOTH HEADSET      **Model Number:** ENDURANCE RACE 2  
**Test Mode:** BLE 1M TX 2480MHz      **Power Supply:** Battery  
**Condition:** Temp:24.2°C;Humi:62.2%      **Test Site:** DDT 3# Chamber  
**File Path:** d:\ts\2024 report data\Q24022823-2E\FCC ABOVE 1G\139  
**Memo:** Left Side Sample Number: S24022823-016

## Test Graph



Data List										
N O.	Freq. [MHz]	Reading [dBµV/m]	Antenna Factor [dB]	Cable loss [dB]	AMP [dB]	Level [dBµV/m]	Limit [dBµV/m]	Margin [dB]	Detector	Polarity
1	2483.500	11.20	27.53	3.94	0.00	42.67	74.00	31.33	PK	Vertical
2	2486.003	13.69	27.54	3.94	0.00	45.17	74.00	28.83	PK	Vertical

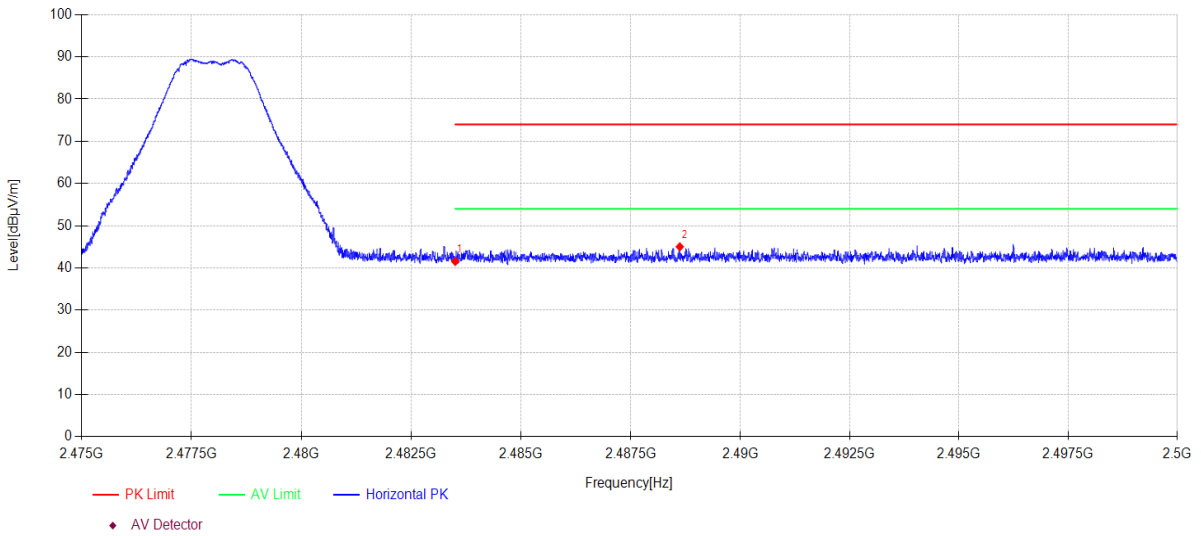
**Note:**

1. Level = Reading + Cable loss + Antenna Factor + AMP
2. If Peak Result complies with AV limit, AV Result is deemed to comply with AV limit.
3. Test setup: RBW: 1 MHz, VBW: 3 MHz, Sweep time: auto.

# TR-4-E-009 Radiated Emission Test Result

**Test Date:** 2024-05-09 **Tested By:** Genliu  
**EUT:** BLUETOOTH HEADSET **Model Number:** ENDURANCE RACE 2  
**Test Mode:** BLE 2M TX 2478MHz **Power Supply:** Battery  
**Condition:** Temp:24.2°C;Humi:62.2% **Test Site:** DDT 3# Chamber  
**File Path:** d:\ts\2024 report data\Q24022823-2E\FCC ABOVE 1G\136  
**Memo:** Left Side Sample Number: S24022823-016

## Test Graph



Data List										
N O.	Freq. [MHz]	Reading [dBµV/m]	Antenna Factor [dB]	Cable loss [dB]	AMP [dB]	Level [dBµV/m]	Limit [dBµV/m]	Margin [dB]	Detector	Polarity
1	2483.500	10.07	27.53	3.94	0.00	41.54	74.00	32.46	PK	Horizontal
2	2488.620	13.53	27.55	3.94	0.00	45.02	74.00	28.98	PK	Horizontal

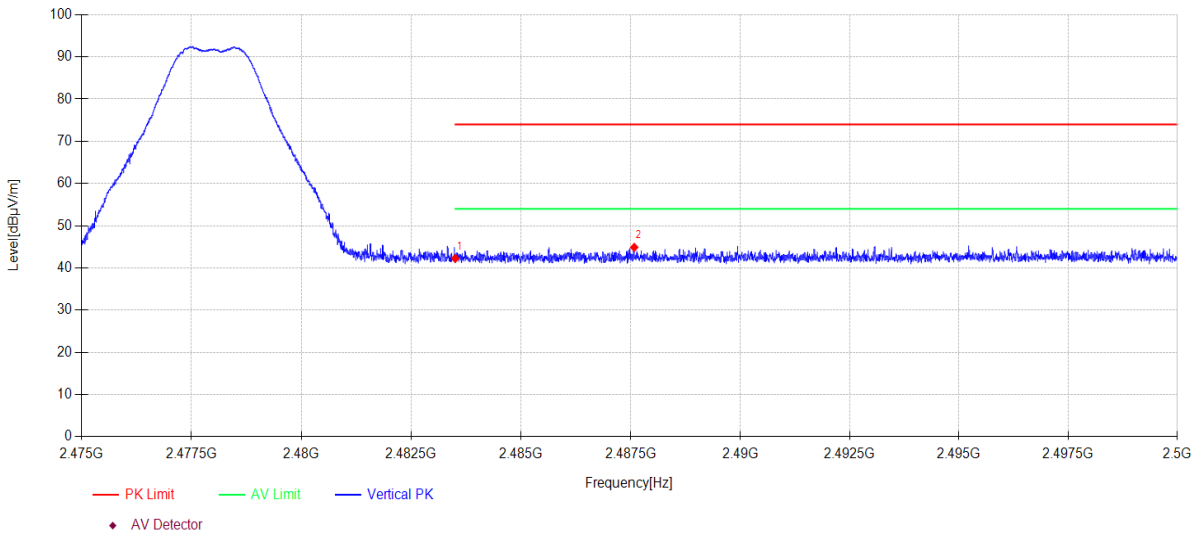
**Note:**

1. Level = Reading + Cable loss + Antenna Factor + AMP
2. If Peak Result complies with AV limit, AV Result is deemed to comply with AV limit.
3. Test setup: RBW: 1 MHz, VBW: 3 MHz, Sweep time: auto.

# TR-4-E-009 Radiated Emission Test Result

**Test Date:** 2024-05-09      **Tested By:** Genliu  
**EUT:** BLUETOOTH HEADSET      **Model Number:** ENDURANCE RACE 2  
**Test Mode:** BLE 2M TX 2478MHz      **Power Supply:** Battery  
**Condition:** Temp:24.2°C;Humi:62.2%      **Test Site:** DDT 3# Chamber  
**File Path:** d:\ts\2024 report data\Q24022823-2E\FCC ABOVE 1G\137  
**Memo:** Left Side Sample Number: S24022823-016

## Test Graph



Data List										
N O.	Freq. [MHz]	Reading [dBµV/m]	Antenna Factor [dB]	Cable loss [dB]	AMP [dB]	Level [dBµV/m]	Limit [dBµV/m]	Margin [dB]	Detector	Polarity
1	2483.500	10.79	27.53	3.94	0.00	42.26	74.00	31.74	PK	Vertical
2	2487.580	13.39	27.55	3.94	0.00	44.88	74.00	29.12	PK	Vertical

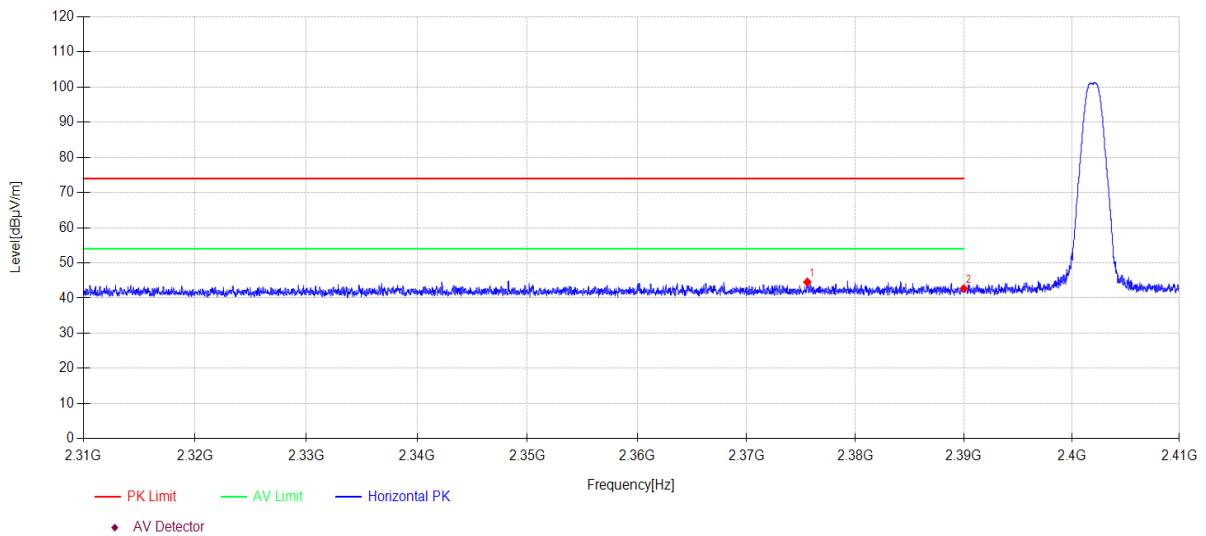
**Note:**

1. Level = Reading + Cable loss + Antenna Factor + AMP
2. If Peak Result complies with AV limit, AV Result is deemed to comply with AV limit.
3. Test setup: RBW: 1 MHz, VBW: 3 MHz, Sweep time: auto.

## TR-4-E-009 Radiated Emission Test Result

**Test Date:** 2024-05-10      **Tested By:** Genliu  
**EUT:** BLUETOOTH HEADSET      **Model Number:** ENDURANCE RACE 2  
**Test Mode:** BLE 1M TX 2402MHz      **Power Supply:** Battery  
**Condition:** Temp:24.2°C;Humi:62.2%      **Test Site:** DDT 3# Chamber  
**File Path:** d:\ts\2024 report data\Q24022823-2E\FCC ABOVE 1G\170  
**Memo:** Right Side Sample Number: S24022823-016

### Test Graph



### Data List

N O.	Freq. [MHz]	Reading [dBµV/m]	Antenna Factor [dB]	Cable loss [dB]	AMP [dB]	Level [dBµV/m]	Limit [dBµV/m]	Margin [dB]	Detector	Polarity
1	2375.580	13.48	27.20	3.86	0.00	44.54	74.00	29.46	PK	Horizontal
2	2390.000	11.57	27.26	3.87	0.00	42.70	74.00	31.30	PK	Horizontal

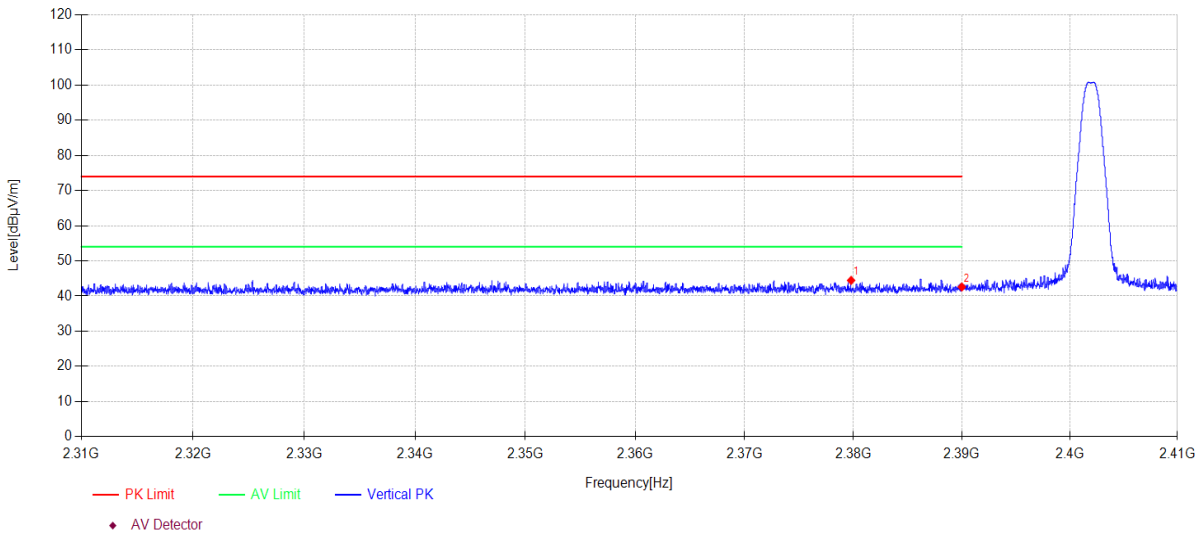
### Note:

- Level = Reading + Cable loss + Antenna Factor + AMP
- If Peak Result complies with AV limit, AV Result is deemed to comply with AV limit.
- Test setup: RBW: 1 MHz, VBW: 3 MHz, Sweep time: auto.

# TR-4-E-009 Radiated Emission Test Result

**Test Date:** 2024-05-10      **Tested By:** Genliu  
**EUT:** BLUETOOTH HEADSET      **Model Number:** ENDURANCE RACE 2  
**Test Mode:** BLE 1M TX 2402MHz      **Power Supply:** Battery  
**Condition:** Temp:24.2°C;Humi:62.2%      **Test Site:** DDT 3# Chamber  
**File Path:** d:\ts\2024 report data\Q24022823-2E\FCC ABOVE 1G\171  
**Memo:** Right Side Sample Number: S24022823-016

## Test Graph



Data List										
N O.	Freq. [MHz]	Reading [dBµV/m]	Antenna Factor [dB]	Cable loss [dB]	AMP [dB]	Level [dBµV/m]	Limit [dBµV/m]	Margin [dB]	Detector	Polarity
1	2379.790	13.38	27.22	3.86	0.00	44.46	74.00	29.54	PK	Vertical
2	2390.000	11.45	27.26	3.87	0.00	42.58	74.00	31.42	PK	Vertical

**Note:**

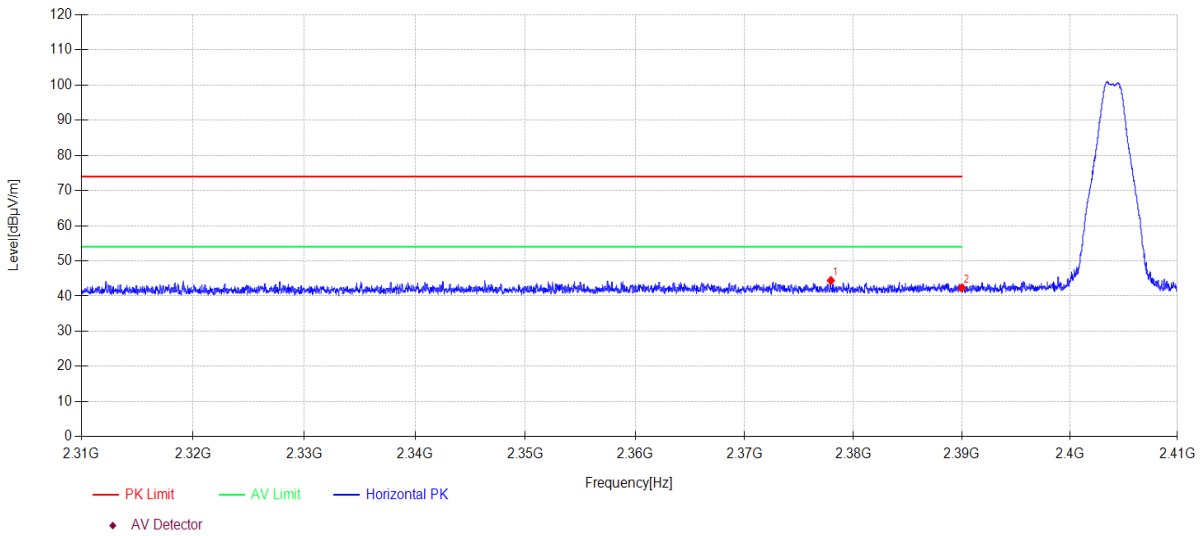
1. Level = Reading + Cable loss + Antenna Factor + AMP
2. If Peak Result complies with AV limit, AV Result is deemed to comply with AV limit.
3. Test setup: RBW: 1 MHz, VBW: 3 MHz, Sweep time: auto.



# TR-4-E-009 Radiated Emission Test Result

**Test Date:** 2024-05-10      **Tested By:** Genliu  
**EUT:** BLUETOOTH HEADSET      **Model Number:** ENDURANCE RACE 2  
**Test Mode:** BLE 2M TX 2404MHz      **Power Supply:** Battery  
**Condition:** Temp:24.2°C;Humi:62.2%      **Test Site:** DDT 3# Chamber  
**File Path:** d:\ts\2024 report data\Q24022823-2E\FCC ABOVE 1G\172  
**Memo:** Right Side Sample Number: S24022823-016

## Test Graph



Data List										
N O.	Freq. [MHz]	Reading [dBµV/m]	Antenna Factor [dB]	Cable loss [dB]	AMP [dB]	Level [dBµV/m]	Limit [dBµV/m]	Margin [dB]	Detector	Polarity
1	2377.930	13.35	27.21	3.86	0.00	44.42	74.00	29.58	PK	Horizontal
2	2390.000	11.22	27.26	3.87	0.00	42.35	74.00	31.65	PK	Horizontal

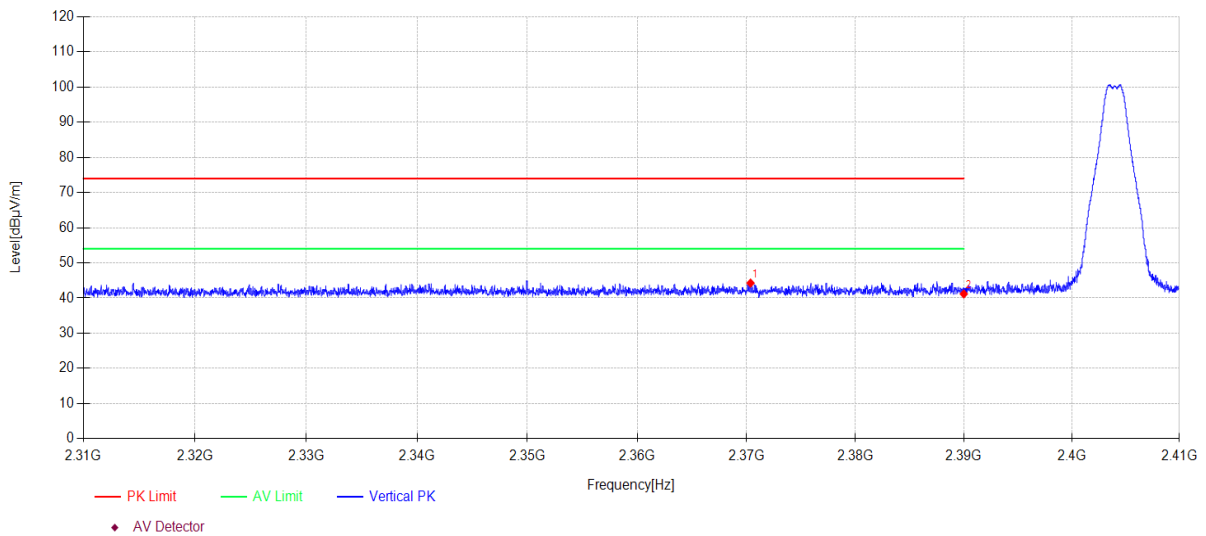
**Note:**

1. Level = Reading + Cable loss + Antenna Factor + AMP
2. If Peak Result complies with AV limit, AV Result is deemed to comply with AV limit.
3. Test setup: RBW: 1 MHz, VBW: 3 MHz, Sweep time: auto.

## TR-4-E-009 Radiated Emission Test Result

**Test Date:** 2024-05-10      **Tested By:** Genliu  
**EUT:** BLUETOOTH HEADSET      **Model Number:** ENDURANCE RACE 2  
**Test Mode:** BLE 2M TX 2404MHz      **Power Supply:** Battery  
**Condition:** Temp:24.2°C;Humi:62.2%      **Test Site:** DDT 3# Chamber  
**File Path:** d:\ts\2024 report data\Q24022823-2E\FCC ABOVE 1G\173  
**Memo:** Right Side Sample Number: S24022823-016

### Test Graph



Data List										
N O.	Freq. [MHz]	Reading [dBµV/m]	Antenna Factor [dB]	Cable loss [dB]	AMP [dB]	Level [dBµV/m]	Limit [dBµV/m]	Margin [dB]	Detector	Polarity
1	2370.370	13.24	27.18	3.85	0.00	44.27	74.00	29.73	PK	Vertical
2	2390.000	10.04	27.26	3.87	0.00	41.17	74.00	32.83	PK	Vertical

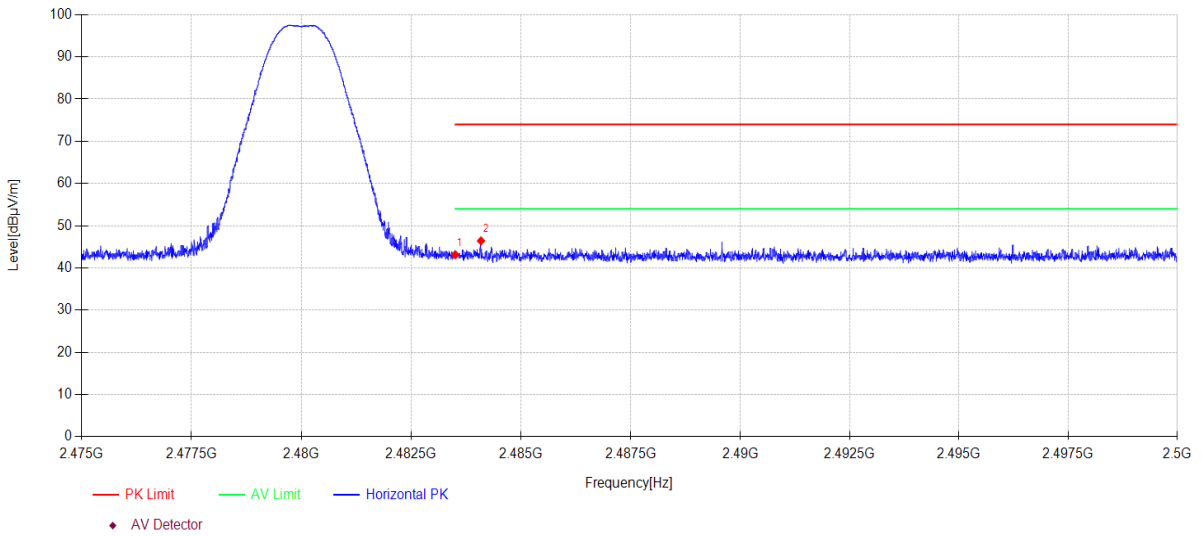
#### Note:

- Level = Reading + Cable loss + Antenna Factor + AMP
- If Peak Result complies with AV limit, AV Result is deemed to comply with AV limit.
- Test setup: RBW: 1 MHz, VBW: 3 MHz, Sweep time: auto.

# TR-4-E-009 Radiated Emission Test Result

**Test Date:** 2024-05-10 **Tested By:** Genliu  
**EUT:** BLUETOOTH HEADSET **Model Number:** ENDURANCE RACE 2  
**Test Mode:** BLE 1M TX 2480MHz **Power Supply:** Battery  
**Condition:** Temp:24.2°C;Humi:62.2% **Test Site:** DDT 3# Chamber  
**File Path:** d:\ts\2024 report data\Q24022823-2E\FCC ABOVE 1G\176  
**Memo:** Right Side Sample Number: S24022823-016

## Test Graph



Data List										
N O.	Freq. [MHz]	Reading [dBµV/m]	Antenna Factor [dB]	Cable loss [dB]	AMP [dB]	Level [dBµV/m]	Limit [dBµV/m]	Margin [dB]	Detector	Polarity
1	2483.500	11.66	27.53	3.94	0.00	43.13	74.00	30.87	PK	Horizontal
2	2484.088	14.94	27.54	3.94	0.00	46.42	74.00	27.58	PK	Horizontal

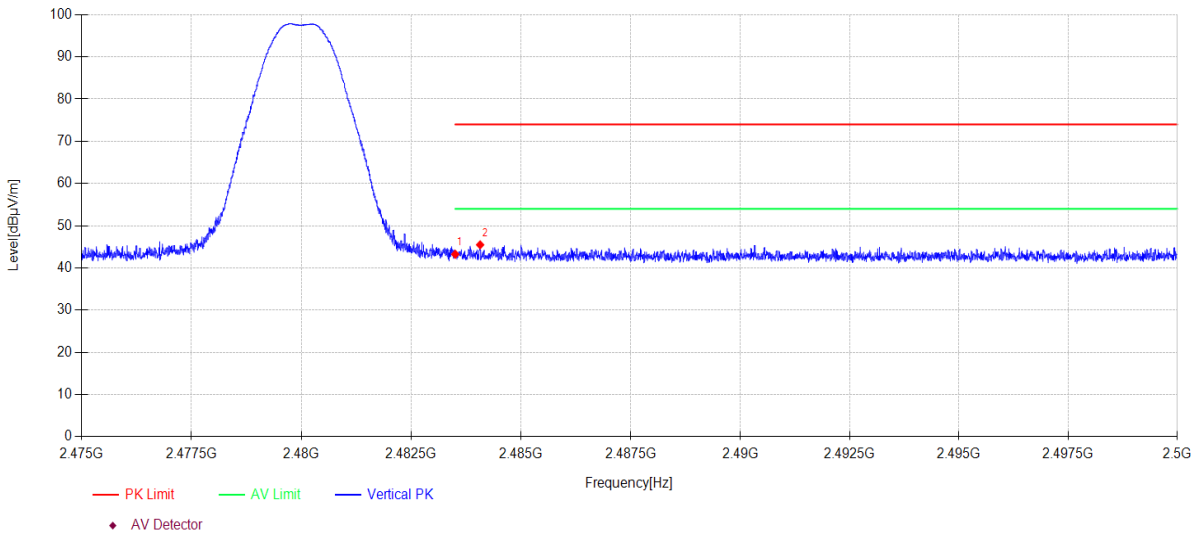
**Note:**

1. Level = Reading + Cable loss + Antenna Factor + AMP
2. If Peak Result complies with AV limit, AV Result is deemed to comply with AV limit.
3. Test setup: RBW: 1 MHz, VBW: 3 MHz, Sweep time: auto.

# TR-4-E-009 Radiated Emission Test Result

**Test Date:** 2024-05-10      **Tested By:** Genliu  
**EUT:** BLUETOOTH HEADSET      **Model Number:** ENDURANCE RACE 2  
**Test Mode:** BLE 1M TX 2480MHz      **Power Supply:** Battery  
**Condition:** Temp:24.2°C;Humi:62.2%      **Test Site:** DDT 3# Chamber  
**File Path:** d:\ts\2024 report data\Q24022823-2E\FCC ABOVE 1G\177  
**Memo:** Right Side Sample Number: S24022823-016

## Test Graph



Data List										
N O.	Freq. [MHz]	Reading [dBµV/m]	Antenna Factor [dB]	Cable loss [dB]	AMP [dB]	Level [dBµV/m]	Limit [dBµV/m]	Margin [dB]	Detector	Polarity
1	2483.500	11.77	27.53	3.94	0.00	43.24	74.00	30.76	PK	Vertical
2	2484.068	14.00	27.54	3.94	0.00	45.48	74.00	28.52	PK	Vertical

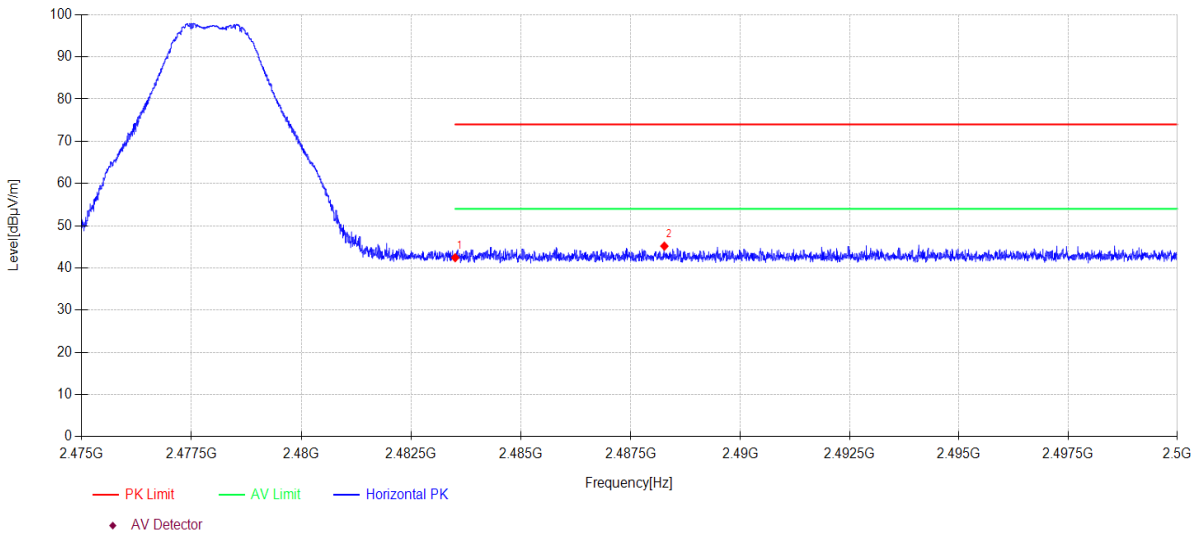
**Note:**

1. Level = Reading + Cable loss + Antenna Factor + AMP
2. If Peak Result complies with AV limit, AV Result is deemed to comply with AV limit.
3. Test setup: RBW: 1 MHz, VBW: 3 MHz, Sweep time: auto.

# TR-4-E-009 Radiated Emission Test Result

**Test Date:** 2024-05-10      **Tested By:** Genliu  
**EUT:** BLUETOOTH HEADSET      **Model Number:** ENDURANCE RACE 2  
**Test Mode:** BLE 2M TX 2478MHz      **Power Supply:** Battery  
**Condition:** Temp:24.2°C;Humi:62.2%      **Test Site:** DDT 3# Chamber  
**File Path:** d:\ts\2024 report data\Q24022823-2E\FCC ABOVE 1G\174  
**Memo:** Right Side Sample Number: S24022823-016

## Test Graph



Data List										
N O.	Freq. [MHz]	Reading [dBµV/m]	Antenna Factor [dB]	Cable loss [dB]	AMP [dB]	Level [dBµV/m]	Limit [dBµV/m]	Margin [dB]	Detector	Polarity
1	2483.500	10.96	27.53	3.94	0.00	42.43	74.00	31.57	PK	Horizontal
2	2488.268	13.68	27.55	3.94	0.00	45.17	74.00	28.83	PK	Horizontal

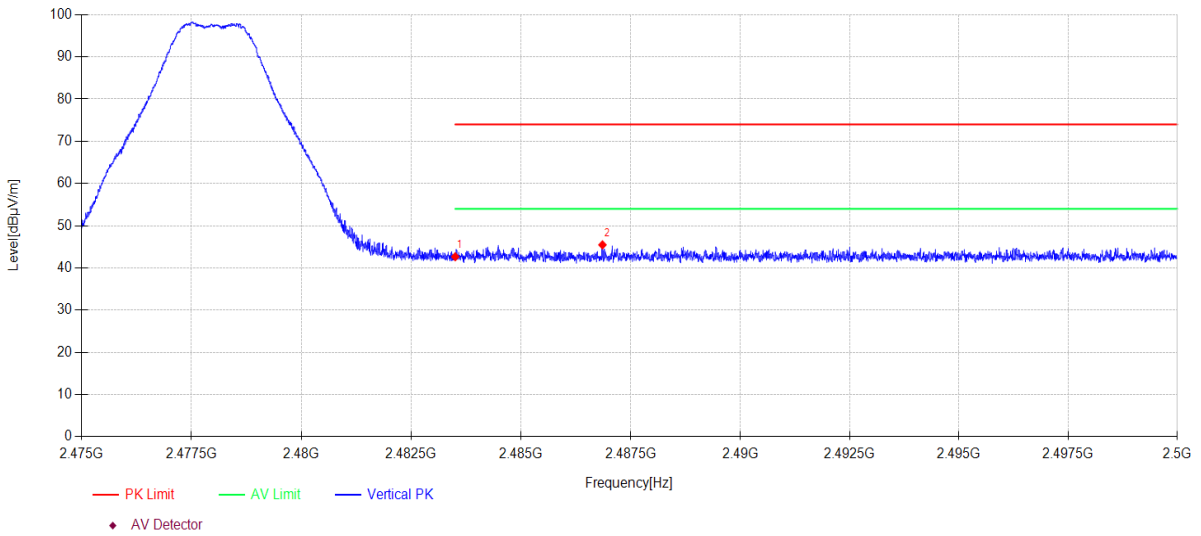
**Note:**

1. Level = Reading + Cable loss + Antenna Factor + AMP
2. If Peak Result complies with AV limit, AV Result is deemed to comply with AV limit.
3. Test setup: RBW: 1 MHz, VBW: 3 MHz, Sweep time: auto.

# TR-4-E-009 Radiated Emission Test Result

**Test Date:** 2024-05-10      **Tested By:** Genliu  
**EUT:** BLUETOOTH HEADSET      **Model Number:** ENDURANCE RACE 2  
**Test Mode:** BLE 2M TX 2478MHz      **Power Supply:** Battery  
**Condition:** Temp:24.2°C;Humi:62.2%      **Test Site:** DDT 3# Chamber  
**File Path:** d:\ts\2024 report data\Q24022823-2E\FCC ABOVE 1G\175  
**Memo:** Right Side Sample Number: S24022823-016

## Test Graph



Data List										
N O.	Freq. [MHz]	Reading [dBµV/m]	Antenna Factor [dB]	Cable loss [dB]	AMP [dB]	Level [dBµV/m]	Limit [dBµV/m]	Margin [dB]	Detector	Polarity
1	2483.500	11.19	27.53	3.94	0.00	42.66	74.00	31.34	PK	Vertical
2	2486.855	13.97	27.55	3.94	0.00	45.46	74.00	28.54	PK	Vertical

**Note:**

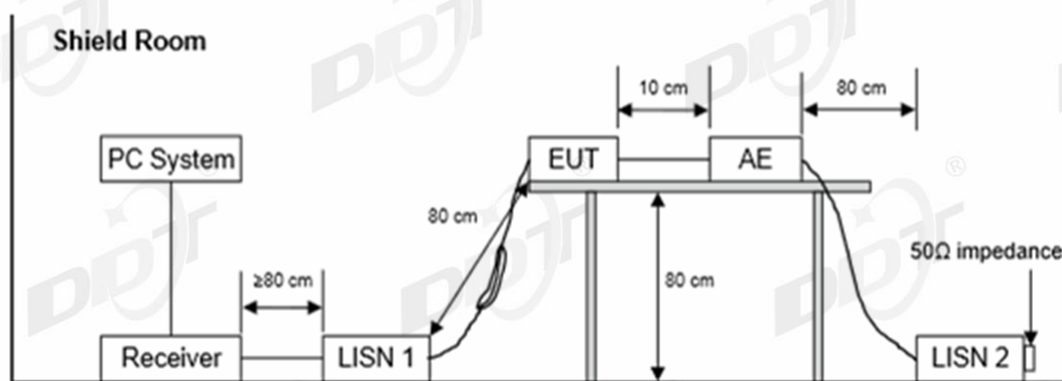
1. Level = Reading + Cable loss + Antenna Factor + AMP
2. If Peak Result complies with AV limit, AV Result is deemed to comply with AV limit.
3. Test setup: RBW: 1 MHz, VBW: 3 MHz, Sweep time: auto.

## 14. Power Line Conducted Emissions

### 14.1. Test equipment

Equipment	Manufacturer	Model No.	Serial No.	Cal Due To
Test Receiver	R&S	ESCI	101028	2024/07/12
LISN 1	R&S	ENV216	101725	2024/07/12
LISN 2	R&S	ENV216	101726	2024/07/12
LISN 3	SCHWARZBEC K	NSLK 8163	00017	2024/07/12
LISN 4	SCHWARZBEC K	NNLK 8130	00430	2024/12/21
Pulse Limiter	SCHWARZBEC K	VTSD 9561	102766	2024/07/15
CE Cable 3	HUBSER	Z806-NJ-NJ-6M	21070275	2024/07/15
Test software	Audix	E3	V 6.11111b	/

### 14.2. Block diagram of test setup



### 14.3. Limits

Frequency	Quasi-Peak Level dB(mV)	Average Level dB(mV)
150 kHz~500 kHz	66 ~ 56*	56 ~ 46*
500 kHz~5 MHz	56	46
5 MHz~30 MHz	60	50

Note 1: \* Decreasing linearly with logarithm of frequency.

Note 2: The lower limit shall apply at the transition frequencies.

### 14.4. Assistant equipment used for test

Assistant equipment	Manufacturer	Model number	Description	other
Adapter	HUAWEI	HW-100400C01	Huawei Fast Charge 2 #	Input: 100-240V~50/60Hz, Output: 5V/2A or 9V/2A or 10V/4A MAX

#### 14.5. Test procedure

The EUT and Support equipment, if needed, were put placed on a non-metallic table, 80cm above the ground plane.

All support equipment power received from a second LISN.

Emissions were measured on each current carrying line of the EUT using an EMI Test Receiver connected to the LISN powering the EUT.

The Receiver scanned from 150 kHz to 30 MHz for emissions in each of the test modes.

During the above scans, the emissions were maximized by cable manipulation.

The test mode(s) described in clause 2.4 were scanned during the preliminary test.

After the preliminary scan, we found the test mode producing the highest emission level.

The EUT configuration and worse cable configuration of the above highest emission levels were recorded for reference of the final test.

EUT and support equipment were set up on the test bench as per the configuration with highest emission level in the preliminary test.

A scan was taken on both power lines, Neutral and Line, recording at least the six highest emissions.

Emission frequency and amplitude were recorded into a computer in which correction factors were used to calculate the emission level and compare reading to the applicable limit.

The test data of the worst-case condition(s) was recorded.

The bandwidth of test receiver is set at 9 kHz.

#### 14.6. Test result

##### **PASS. (See below detailed test result)**

Note1: All emissions not reported below are too low against the prescribed limits.

Note2: “-----” means Peak detection; “-----” means Average detection.

Note3: Pre-test AC conducted emission at both voltage AC 120V/60Hz and AC 240V/50Hz, recorded the worst case.

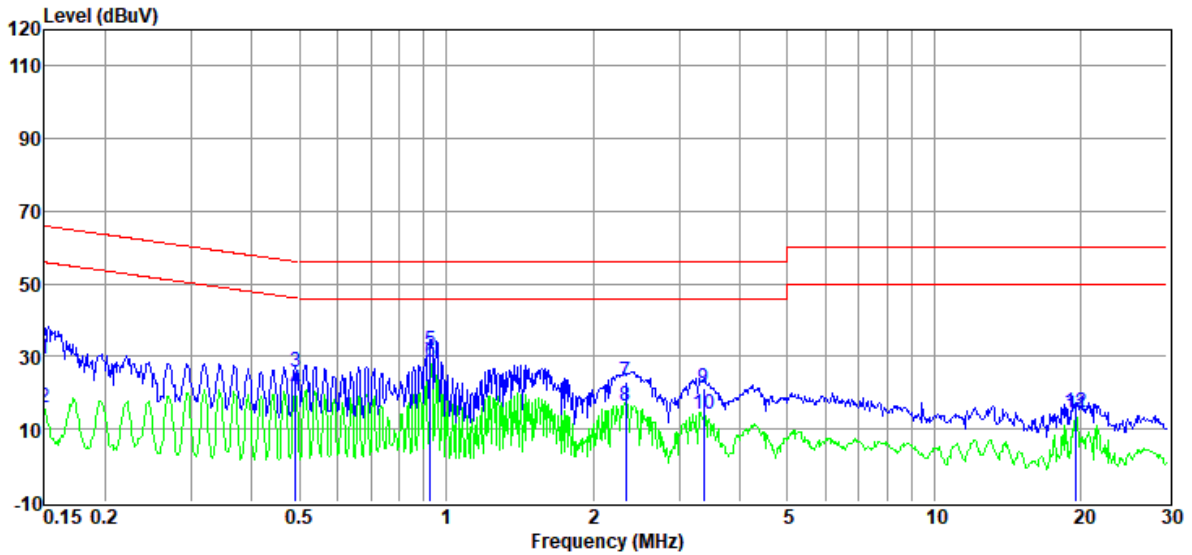


## 14.7. Test data

## TR-4-E-010 Conducted Emission Test Result

**Test Site** : DDT 6# Shield Room **D:\2024 Report Date\Q24022823-2E\0516 CE.EM6**  
**Test Date** : 2024-05-16 **Tested By** : Antony Zeng  
**EUT** : BLUETOOTH HEADSET **Model Number** : ENDURANCE RACE 2  
**Power Supply** : AC 120V/60Hz **Test Mode** : Tx mode  
**Condition** : Temp:21.8°C,Humi:51.9% **LISN** : 2023 ENV 216 3#/NEUTRAL  
**Memo** : Sample Number: S24022823-016

Data: 2



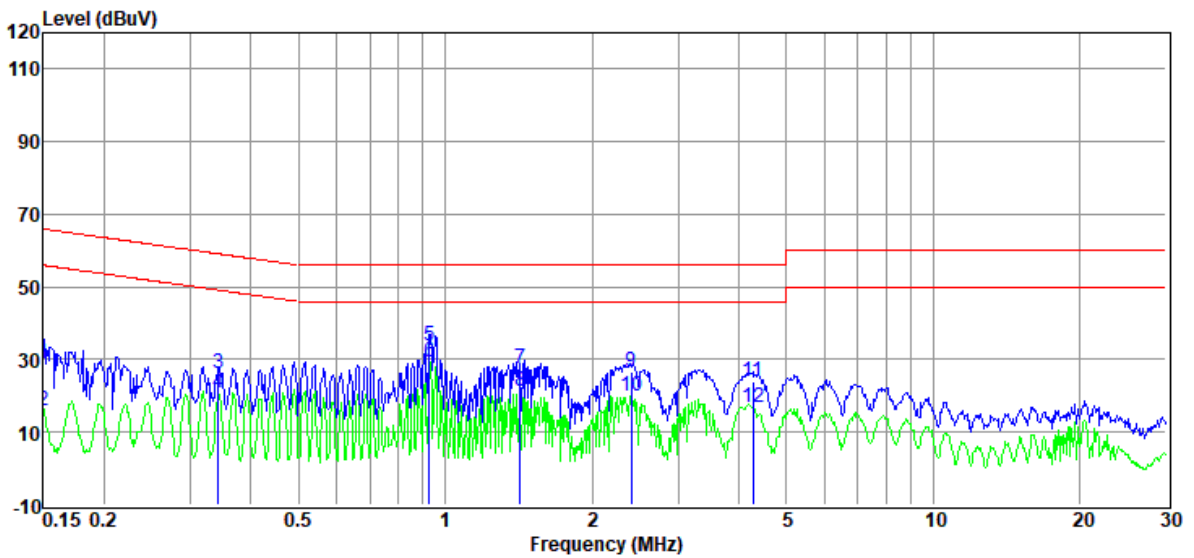
Item (Mark)	Freq. (MHz)	Read Level (dBuV)	LISN Factor (dB)	Cable Loss (dB)	Pulse Limiter Factor (dB)	Result Level (dBuV)	Limit Line (dBuV)	Over Limit (dB)	Detector	Phase
1	0.15	9.60	9.81	0.10	9.94	29.45	66.00	-36.55	QP	NEUTRAL
2	0.15	-3.82	9.81	0.10	9.94	16.03	56.00	-39.97	Average	NEUTRAL
3	0.49	6.03	9.82	0.13	9.96	25.94	56.14	-30.20	QP	NEUTRAL
4	0.49	0.84	9.82	0.13	9.96	20.75	46.14	-25.39	Average	NEUTRAL
5	0.93	11.19	9.96	0.23	9.97	31.35	56.00	-24.65	QP	NEUTRAL
6	0.93	8.40	9.96	0.23	9.97	28.56	46.00	-17.44	Average	NEUTRAL
7	2.33	2.97	9.74	0.26	10.00	22.97	56.00	-33.03	QP	NEUTRAL
8	2.33	-3.86	9.74	0.26	10.00	16.14	46.00	-29.86	Average	NEUTRAL
9	3.36	1.39	9.59	0.27	10.01	21.26	56.00	-34.74	QP	NEUTRAL
10	3.36	-5.60	9.59	0.27	10.01	14.27	46.00	-31.73	Average	NEUTRAL
11	19.53	-6.71	9.93	0.33	10.08	13.63	60.00	-46.37	QP	NEUTRAL
12	19.53	-5.88	9.93	0.33	10.08	14.46	50.00	-35.54	Average	NEUTRAL

- Note: 1. Result Level = Read Level + LISN Factor + Pulse Limiter Factor + Cable loss.  
 2. If QP Result complies with AV limit, AV Result is deemed to comply with AV limit.  
 3. Test setup: RBW: 200 Hz (9 kHz—150 kHz), 9 kHz (150 kHz—30 MHz).  
 4. Step size: 80Hz (0.009MHz-0.15MHz), 4 kHz (0.15MHz-30MHz), Scan time: auto.

# TR-4-E-010 Conducted Emission Test Result

**Test Site** : DDT 6# Shield Room D:\2024 Report Date\Q24022823-2E\0516 CE.EM6  
**Test Date** : 2024-05-16 **Tested By** : Antony Zeng  
**EUT** : BLUETOOTH HEADSET **Model Number** : ENDURANCE RACE 2  
**Power Supply** : AC 120V/60Hz **Test Mode** : Tx mode  
**Condition** : Temp:21.8°C,Humi:51.9% **LISN** : 2023 ENV 216 3#/LINE  
**Memo** : Sample Number: S24022823-016

Data: 4



Item (Mark)	Freq. (MHz)	Read Level (dBμV)	LISN Factor (dB)	Cable Loss (dB)	Pulse Limiter Factor (dB)	Result Level (dBμV)	Limit Line (dBμV)	Over Limit (dB)	Detector	Phase
1	0.15	8.88	9.90	0.10	9.94	28.82	66.00	-37.18	QP	LINE
2	0.15	-4.02	9.90	0.10	9.94	15.92	56.00	-40.08	Average	LINE
3	0.34	6.22	9.77	0.12	9.95	26.06	59.13	-33.07	QP	LINE
4	0.34	0.96	9.77	0.12	9.95	20.80	49.13	-28.33	Average	LINE
5	0.93	13.72	9.69	0.23	9.97	33.61	56.00	-22.39	QP	LINE
6	0.93	9.46	9.69	0.23	9.97	29.35	46.00	-16.65	Average	LINE
7	1.42	7.82	9.46	0.25	9.98	27.51	56.00	-28.49	QP	LINE
8	1.42	1.50	9.46	0.25	9.98	21.19	46.00	-24.81	Average	LINE
9	2.40	6.53	9.75	0.26	10.00	26.54	56.00	-29.46	QP	LINE
10	2.40	-0.10	9.75	0.26	10.00	19.91	46.00	-26.09	Average	LINE
11	4.27	3.75	9.80	0.27	10.01	23.83	56.00	-32.17	QP	LINE
12	4.27	-3.10	9.80	0.27	10.01	16.98	46.00	-29.02	Average	LINE

- Note: 1. Result Level = Read Level + LISN Factor + Pulse Limiter Factor + Cable loss.  
 2. If QP Result complies with AV limit, AV Result is deemed to comply with AV limit.  
 3. Test setup: RBW: 200 Hz (9 kHz—150 kHz), 9 kHz (150 kHz—30 MHz).  
 4. Step size: 80Hz (0.009MHz-0.15MHz), 4 kHz (0.15MHz-30MHz), Scan time: auto.

## 16. Photos of the EUT

Please refer to DDT-Q24022823-1E appendix I

-----End Report-----