
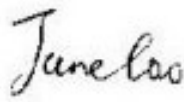
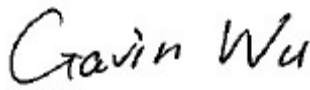




TEST REPORT

Report No.:	EM201300327-6	Application No.:	ZJ00029362
Applicant:	Harman International Industries, Incorporated		
Applicant Address:	8500 Balboa Blvd, Northridge, CA 91329, UNITED STATES		
Sample Description:	Blu-RAY DISC SYSTEM		
Model:	BDS 280		
Adding Model:	/		
FCC ID:	APIBDS 280		
Test Specification:	FCC Part 15,Subpart C(Section 15.247)		
Test Date:	2013-05-22 to 2013-06-19		
Issue Date:	2013-06-19		
Test Result:	PASS		
Prepared By:	Reviewed By:	Approved By:	
Lynn Xiao/ Test Engineer	Jane Cao / Technical Assistance	Gavin Wu / Manager	
			
Date:2013-06-19	Date:2013-06-19	Date:2013-06-19	
Other Aspects:			
/			
Abbreviations: ok / P = passed; fail / F = failed; n.a. / N = not applicable			
The test result in this test report refers exclusively to the presented test sample. This report shall not be reproduced except in full, without the written approval of GRGT.			

GRG Metrology and Test Co., Ltd.

Address: 163, Pingyun Road, West of Huangpu Avenue, Guangzhou, Guangdong, P.R. China

Tel:+86-20-38699960

Fax:+86-20-38695185

Email: cert-center@grg.net.cn

<http://www.grgtest.com>

Ver.:1.0 / 01.Jan.2011

DIRECTIONS OF TEST

1. This station carries out test task according to the national regulation of verifications which can be traced to National Primary Standards and BIPM.
2. The test report merely corresponds to the test sample. It is not permitted to copy extracts of these test result without the written permission of the test laboratory.
3. If there is any objection concerning the test, the client should inform the laboratory within 15 days from the date of receiving the test report.

Table of Contents

TABLE OF CONTENTS.....	3
1. TEST RESULT SUMMARY	5
2. GENERAL DESCRIPTION OF EUT.....	6
2.1 APPLICANT	6
2.2 MANUFACTURER	6
2.3 BASIC DESCRIPTION OF EQUIPMENT UNDER TEST	6
3. LABORATORY AND ACCREDITATIONS	7
3.1 LABORATORY	7
3.2 ACCREDITATIONS.....	7
3.3 MEASUREMENT UNCERTAINTY	7
3.4 LIST OF USED TEST EQUIPMENT AT GRGT	8
4. ANTENNA REQUIREMENT	9
5. CONDUCTED EMISSION MEASUREMENT	10
5.1 LIMITS.....	10
5.2 TEST PROCEDURES.....	10
5.3 TEST SETUP	11
5.4 TEST RESULTS	12
6. RADIATED ELECTROMAGNETIC DISTURBANCE.....	14
6.1 LIMITS.....	14
6.2 TEST PROCEDURES.....	14
6.3 TEST SETUP	15
6.4 TEST RESULTS	17
7. 6DB BANDWIDTH TESTING	41
7.1 LIMITS.....	41
7.2 TEST PROCEDURES.....	41
7.3 TEST SETUP	41
7.4 TEST RESULTS	41
8. MAXIMUM PEAK OUTPUT POWER.....	50
8.1 LIMITS.....	50
8.2 TEST PROCEDURES.....	50
8.3 TEST SETUP	50
8.4 TEST RESULTS	50
9. POWER SPECTRAL DENSITY.....	58
9.1 LIMITS.....	58
9.2 TEST PROCEDURES.....	58
9.3 TEST SETUP	58
9.4 TEST RESULTS	59
10. EMISSIONS IN NON-RESTRICTED FREQUENCY BANDS.....	67
10.1 LIMITS.....	67
10.2 TEST PROCEDURES.....	67
10.3 TEST SETUP	67
10.4 TEST RESULTS	67
11. EMISSIONS IN RESTRICTED FREQUENCY BANDS.....	92
11.1 LIMITS.....	92
11.2 TEST PROCEDURES.....	92
11.3 TEST SETUP	93
11.4 TEST RESULTS	94
12. BAND-EDGE MEASUREMENTS.....	127
12.1 LIMITS.....	127
12.2 TEST PROCEDURES.....	127

12.3 TEST SETUP 127
12.4 TEST RESULTS 127

1. TEST RESULT SUMMARY

FCC Part 15.247:2012			
Standard	Item	Limit / Severity	Result
FCC Part 15, Subpart C (15.247)	Antenna Requirement	§15.203	PASS
	Conducted Emissions	§15.207 (a)	PASS
	Radiated Electromagnetic Disturbance	§15.247(d)	PASS
	6 Db Bandwidth	§15.247 (a)(2)	PASS
	Maximum Peak Output Power	§15.247(b)(3)	PASS
	Power Spectral Density	§15.247(e)	PASS
	Emissions In Non-Rest ricted Frequency Bands	§15.247(d)	PASS
	Emissions In Restricted Frequency Bands	§15.205	PASS
	Band-Edge Measurements	§15.247(d)	PASS

2. GENERAL DESCRIPTION OF EUT

2.1 APPLICANT

Name: Harman International Industries, Incorporated
Address: 8500 Balboa Blvd, Northridge, CA 91329, UNITED STATES

2.2 MANUFACTURER

Name: TCL TECHNOLY ELECTRONICS (HUIZHOU) CO., LTD
Address: Section 37, Zhongkai High-tech Development Zone, Huizhou City, Guang Dong Province, China.

2.3 BASIC DESCRIPTION OF EQUIPMENT UNDER TEST

Equipment: Blu-RAY DISC SYSTEM
Model No.: BDS 280
Adding Model /
Trade Name: harman/kardon
Power Supply: 100-240V~50/60Hz
Operating Frequency Range: 2.4GHz Band:2412MHz-2472MHz,
5.8GHz Band:5745MHz-5825MHz
Test Frequency: 2.4GHz Band:2412MHz-2472MHz,
Antenna gain: 3dBi
Type of emission WIFI
Modulation type DSSS (802.11b) OFDM (802.11g/n20/n40)
Note: /

3. LABORATORY AND ACCREDITATIONS

3.1 LABORATORY

The tests and measurements refer to this report were performed by Guangzhou GRG Metrology and Test CO., LTD.

Add. : 163 Pingyun Rd, West of Huangpu Ave, Guangzhou, 510656, P. R. China

Telephone: +86-20-38699959, 38699960, 38699961

Fax : +86-20-38695185

3.2 ACCREDITATIONS

Our laboratories are accredited and approved by the following approval agencies according to ISO/IEC 17025.

USA	FCC Listed Lab (No. 688188)
China	CNAS (No.L0446)
China	DILAC (No.DL175)
Canada	Registration No.:8355A-1

3.3 MEASUREMENT UNCERTAINTY

Where relevant, the following measurement uncertainty levels have been estimated for tests performed on the EUT as specified in CISPR 16-4-2:

Measurement		Frequency	Uncertainty
Radiated Emission	Horizontal	30MHz~1000MHz	4.2dB
		1GHz~26.5GHz	4.2dB
	Vertical	30MHz~1000MHz	4.4dB
		1GHz~26.5GHz	4.4dB
Conducted Emission		9kHz~30MHz	3.1 dB

This uncertainty represents an expanded uncertainty factor of $k=2$.

3.4 LIST OF USED TEST EQUIPMENT AT GRGT

Name of Equipment	Manufacturer	Model	Serial Number	Calibration Due
Conducted Emissions				
EMI Receiver	R&S	ESU40	100529	2014-01-24
L.I.S.N	SCHWARZBECK	NSLK 8127	8127450	2013-08-05
Spurious Emissions at Antenna Port				
Receiver	R&S	ESU40	100106	2014-01-24
Restricted Bands				
Receiver	R&S	ESU40	100106	2014-01-24
Spurious Emissions				
Receiver	R&S	ESU40	100106	2014-01-24
Signal Generator	R&S	SML03	103002	2013-11-13
Biconical Log-periodic Antenna	ETS.LINDGREN	3142C	00075971	2014-05-26
Horn antenna	SCHWARZBECK	BBHA9120D	D752	2013-10-14
6 dB Bandwidth				
Receiver	R&S	ESU40	100106	2014-01-24
Maximum Peak Output Power				
Receiver	R&S	ESU40	100106	2014-01-24
100kHz Bandwidth of Frequency Band Edge				
Receiver	R&S	ESU40	100106	2014-01-24
Power Spectral Density				
Receiver	R&S	ESU40	100106	2014-01-24

4. ANTENNA REQUIREMENT

The EUT has one antenna. The antenna is exposed antenna.

The gain of antenna 3dBi .which accordance 15.203 is considered sufficient to comply with the provisions of this section.

5. CONDUCTED EMISSION MEASUREMENT

5.1 LIMITS

Frequency range	Limits (dB μ V)	
	Quasi-peak	Average
150kHz ~ 0.5MHz	66~56	56~46
0.5 MHz ~ 5 MHz	56	46
5 MHz ~ 30 MHz	60	50

NOTE: (1) The lower limit shall apply at the transition frequencies.

(2) The limit decreases in line with the logarithm of the frequency in the range of 150 kHz to 0.5MHz.

5.2 TEST PROCEDURES

Procedure of Preliminary Test

Test procedures follow ANSI C63.4:2009.

For measurement of the disturbance voltage the equipment under test (EUT) is connected to the power supply mains and any other extended network via one or more artificial network(s). An EUT, whether intended to be grounded or not, and which is to be used on a table is configured as follows:

- Either the bottom or the rear of the EUT shall be at a controlled distance of 40 cm from a reference ground plane. This ground plane is normally the wall or floor of a shielded room. It may also be a grounded metal plane of at least 2 m by 2 m. This is physically accomplished as follows:

- 1) place the EUT on a table of non-conducting material which is at least 80 cm high. Place the EUT so that it is 40 cm from the wall of the shielded room, or

- 2) place the EUT on a table of non-conducting material which is 40 cm high so that the bottom of the EUT is 40 cm above the ground plane;

- All other conductive surfaces of the EUT shall be at least 80 cm from the reference ground plane;

- The EUT are placed on the floor that one side of the housings is 40 cm from the vertical reference ground plane and other metallic parts;

- Interconnecting cables that hang closer than 40 cm to the ground plane shall be folded back and forth forming a bundle 30 cm to 40 cm long, hanging approximately in the middle between the ground plane and the table.

- I/O cables that are connected to a peripheral shall be bundled in the centre. The end of the cable may be terminated if required using correct terminating impedance. The total length shall not exceed 1 m.

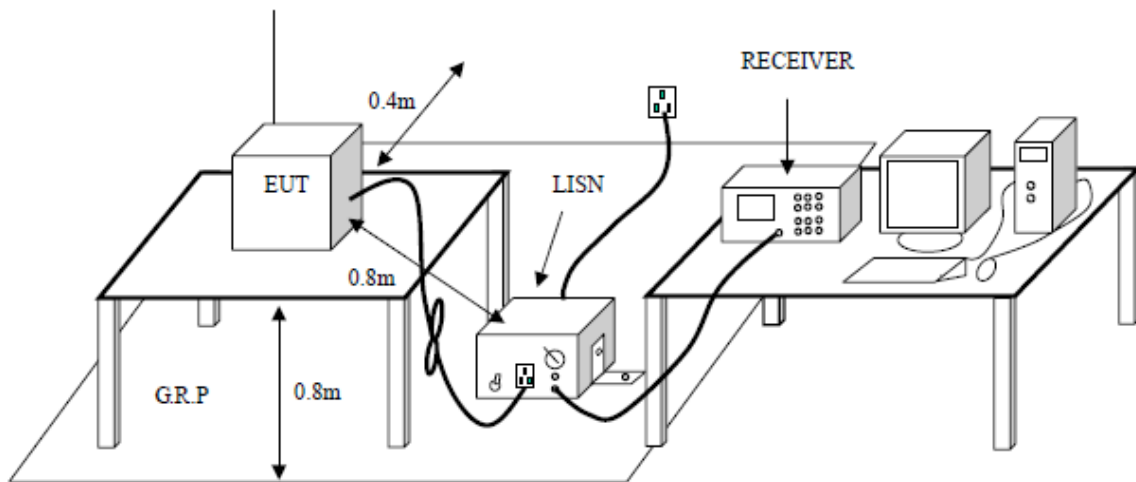
The test mode(s) described in Item 2.4 were scanned during the preliminary test. After the preliminary scan, we found the test mode described in Item 2.4 producing the highest emission level. The EUT configuration and cable configuration of the above highest emission levels were recorded for reference of the final test.

Procedure of Final Test

EUT and support equipment were set up on the test bench as per the configuration with highest emission level in the preliminary test. A scan was taken on both power lines,

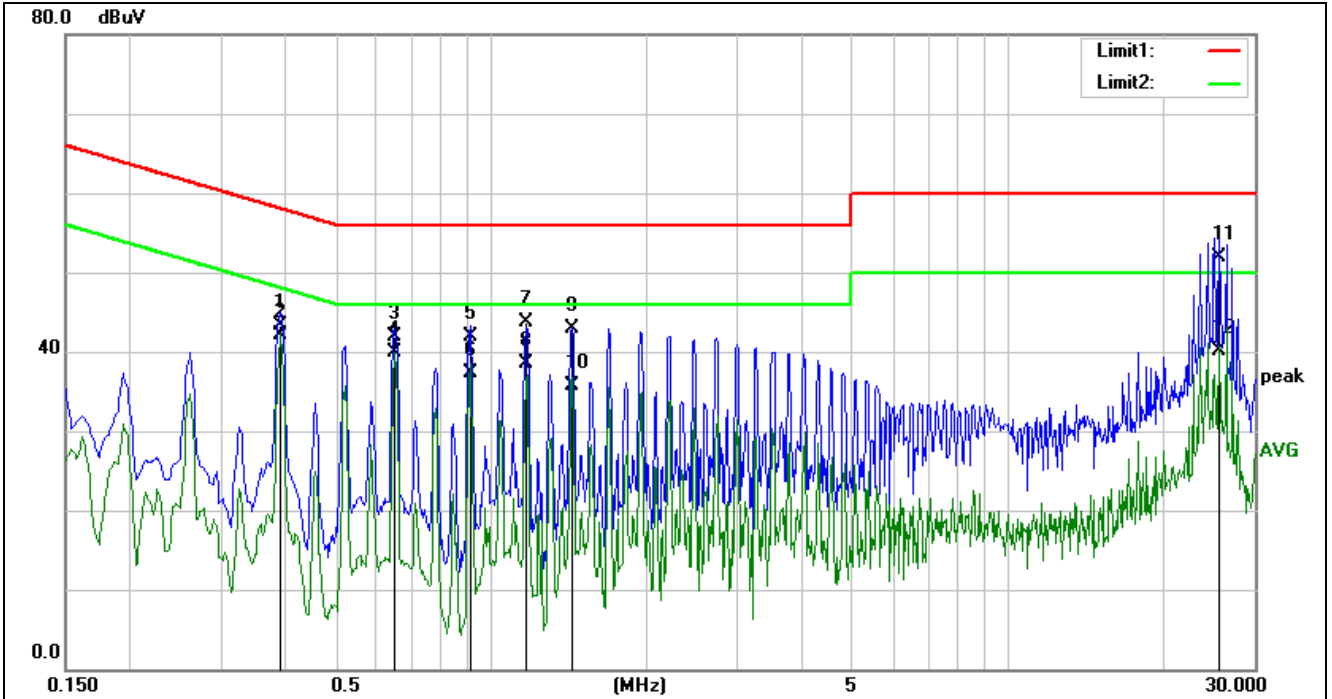
recording at least the six highest emissions. Emission frequency and amplitude were recorded into a computer in which correction factors were used to calculate the emission level and compare reading to the applicable limit. The test data of the worst-case condition(s) was recorded.

5.3 TEST SETUP



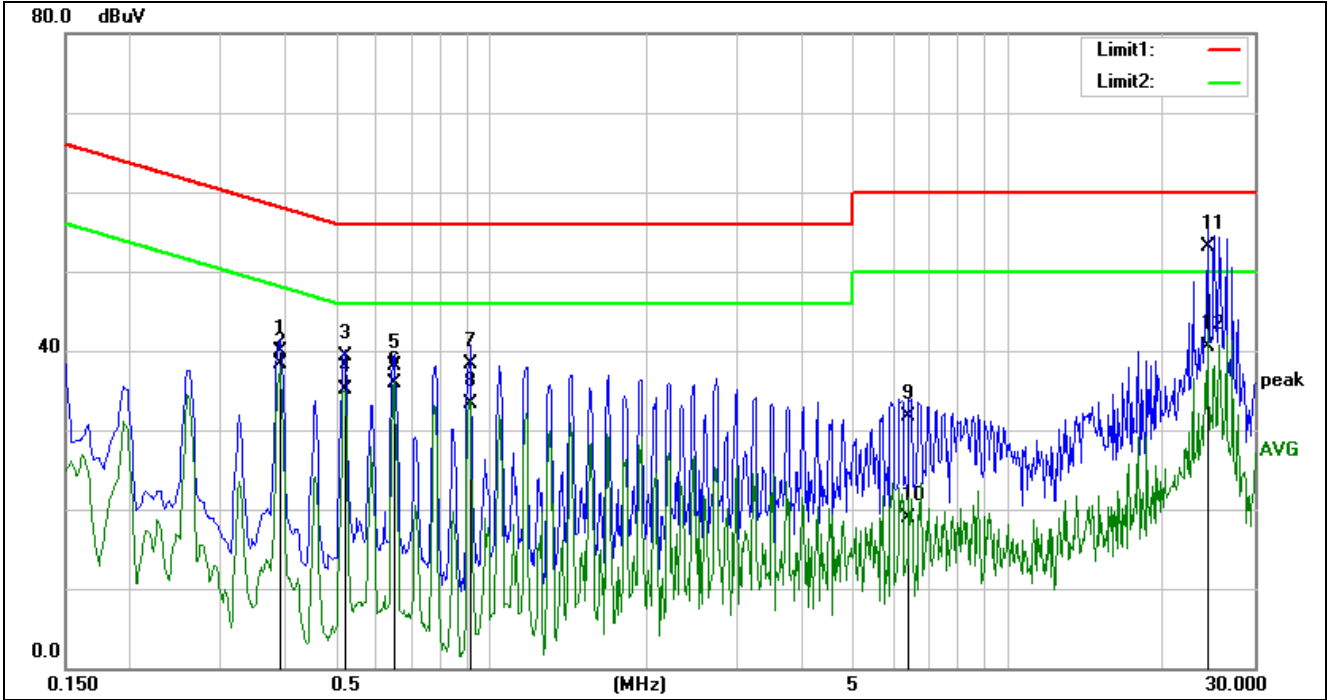
5.4 TEST RESULTS

Project No.:	ZJ00029362	Probe:	L1
Standard:	(CE)FCC PART 15 class B_QP	Power Source:	AC 120V/60Hz
Test item:	Conduction Test	Date:	2013-6-8
Temp./Hum.(%RH):	23/61%RH	Time:	23:04:50
EUT:	Blu-RAY DISC SYSTEM	Test Result:	Pass
Model:	BDS 280		
Note:	WIFI		



No.	Frequency (MHz)	Reading (dBuV)	Correct Factor(dB)	Result (dBuV)	Limit (dBuV)	Margin (dB)	Remark
1	0.3897	39.80	3.51	43.31	58.07	-14.76	QP
2	0.3897	38.56	3.51	42.07	48.07	-6.00	AVG
3	0.6523	38.35	3.48	41.83	56.00	-14.17	QP
4	0.6523	36.52	3.48	40.00	46.00	-6.00	AVG
5	0.9093	38.37	3.46	41.83	56.00	-14.17	QP
6	0.9093	33.91	3.46	37.37	46.00	-8.63	AVG
7	1.1717	40.18	3.52	43.70	56.00	-12.30	QP
8	1.1717	34.96	3.52	38.48	46.00	-7.52	AVG
9	1.4328	39.29	3.53	42.82	56.00	-13.18	QP
10	1.4328	32.26	3.53	35.79	46.00	-10.21	AVG
11	25.7118	47.85	4.08	51.93	60.00	-8.07	QP
12	25.7118	35.99	4.08	40.07	50.00	-9.93	AVG

Project No.:	ZJ00029362	Probe:	N
Standard:	(CE)FCC PART 15 class B_QP	Power Source:	AC 120V/60Hz
Test item:	Conduction Test	Date:	2013-6-8
Temp./Hum.(%RH):	23/61%RH	Time:	22:59:01
EUT:	Blu-RAY DISC SYSTEM	Test Result:	Pass
Model:	BDS 280		
Note:	WIFI		



No.	Frequency (MHz)	Reading (dBuV)	Correct Factor(dB)	Result (dBuV)	Limit (dBuV)	Margin (dB)	Remark
1	0.3899	36.49	3.51	40.00	58.06	-18.06	QP
2	0.3899	34.79	3.51	38.30	48.06	-9.76	AVG
3	0.5211	35.85	3.51	39.36	56.00	-16.64	QP
4	0.5211	31.61	3.51	35.12	46.00	-10.88	AVG
5	0.6507	34.67	3.48	38.15	56.00	-17.85	QP
6	0.6507	32.49	3.48	35.97	46.00	-10.03	AVG
7	0.9131	34.76	3.46	38.22	56.00	-17.78	QP
8	0.9131	29.78	3.46	33.24	46.00	-12.76	AVG
9	6.4570	27.96	3.75	31.71	60.00	-28.29	QP
10	6.4570	15.06	3.75	18.81	50.00	-31.19	AVG
11	24.2866	49.09	3.93	53.02	60.00	-6.98	QP
12	24.2866	36.53	3.93	40.46	50.00	-9.54	AVG

6. RADIATED ELECTROMAGNETIC DISTURBANCE

6.1 LIMITS

Frequency (MHz)	Quasi-peak(dB μ V/m)
30 ~ 88	40
88~216	43.5
216 ~ 960	46
Above 960	54

NOTE: (1) The lower limit shall apply at the transition frequencies.

Frequency (GHz)	Quasi-peak(dB μ V/m)
1 ~ 26.5	74
1~ 26.5	54

6.2 TEST PROCEDURES

Test procedures follow ANSI C63.4:2009.

Procedure of Preliminary Test

Radiated emission tests shall be made with the receive or transmit antenna located at a horizontal distance of 3 m plus half of the maximum width of the EUT being tested, measured from the centre of the EUT. The tests shall be performed with the equipment configured as closely as possible to its typical, practical operation. Unless stated otherwise, cables and wiring shall be as specified by the manufacturer and the equipment shall be in its housing (or cabinet) with all covers and access panels in place. Any deviation from normal EUT operating conditions shall be included in the test report.

The EUT (on a non-conductive support structure, where applicable) shall be placed on a remotely operated turntable, to allow the EUT to be rotated. The height of the EUT above the ground plane shall be according to the following requirements.

- Table-top equipment is placed on a non-conductive set-up table with height 0,8 m \pm 0,01 m, ANSI C63.4 specifies the method to determine the impact of the non-conductive set-up table on test results.
- Floor-standing equipment is placed on a non-conductive support, as specified in the applicable product standard. If there are no EUT height placement requirements in the product standard, the EUT shall be placed on a non-conductive support at a height of 5 cm to 15 cm above the ground plane.

Interface cables, loads, and devices should be connected to at least one of each type of the interface ports of the EUT and, where practical, each cable shall be terminated in a device typical for its actual use. Where there are multiple interface ports of the same type, a typical number of these devices shall be connected to devices or loads. It is sufficient to connect only one of the loads, provided that it can be shown, for example by preliminary testing, that the connection of further ports would not significantly increase the level of disturbance (that is, more than 2 dB) or significantly degrade the immunity level.

The test mode(s) described in Item 2.4 were scanned during the preliminary test. After the preliminary scan, we found the test mode described in Item 2.4 producing the highest emission level. The EUT and cable configuration, antenna position, polarization and turntable position of the above highest emission level were recorded for the final test.

Procedure of Final Test

EUT and support equipment were set up on the turntable as per the configuration with highest emission level in the preliminary test. The Analyzer / Receiver scanned from 30MHz to 1000MHz. Emissions were scanned and measured rotating the EUT to 360 degrees, varying cable placement and positioning the antenna 1 to 4 meters above the ground plane, in both the vertical and the horizontal polarization, to maximize the emission reading level. Record at least six highest emissions. Emission frequency, amplitude, antenna position, polarization and turntable position were recorded into a computer in which correction factors were used to calculate the emission level and compare reading to the applicable limit and only QP reading is presented. The test data of the worst-case condition(s) was recorded.

Procedure of Final Test

EUT and support equipment were set up on the test bench as per the configuration with highest emission level in the preliminary test. A scan was taken on both power lines, recording at least the six highest emissions. Emission frequency and amplitude were recorded into a computer in which correction factors were used to calculate the emission level and compare reading to the applicable limit. The test data of the worst-case condition(s) was recorded.

6.3 TEST SETUP

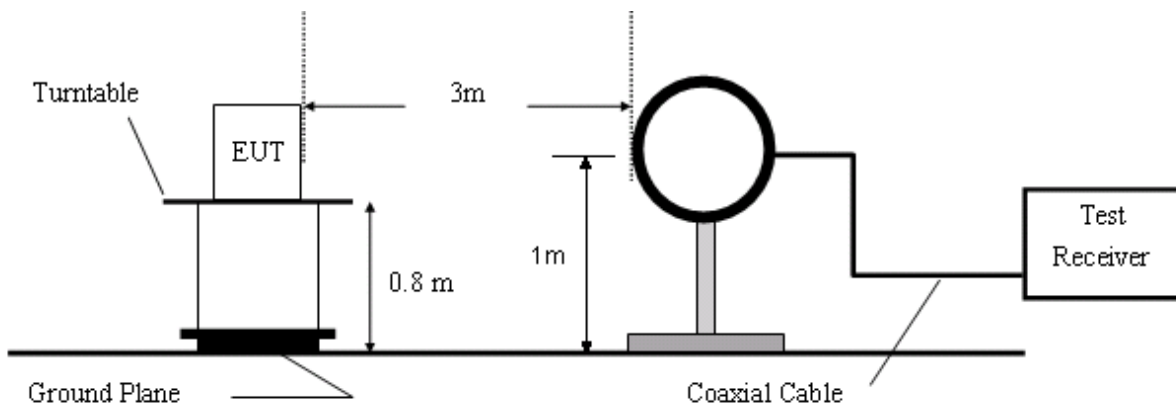


Figure 1. 9KHz to 30MHz radiated emissions test configuration

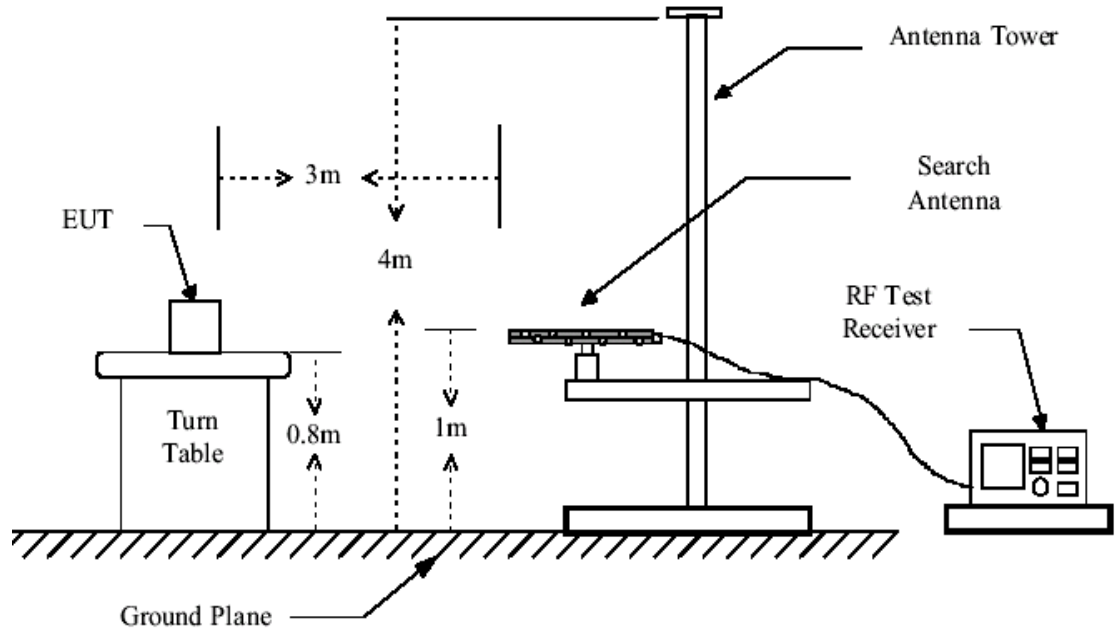


Figure 2. 30MHz to 1GHz radiated emissions test configuration

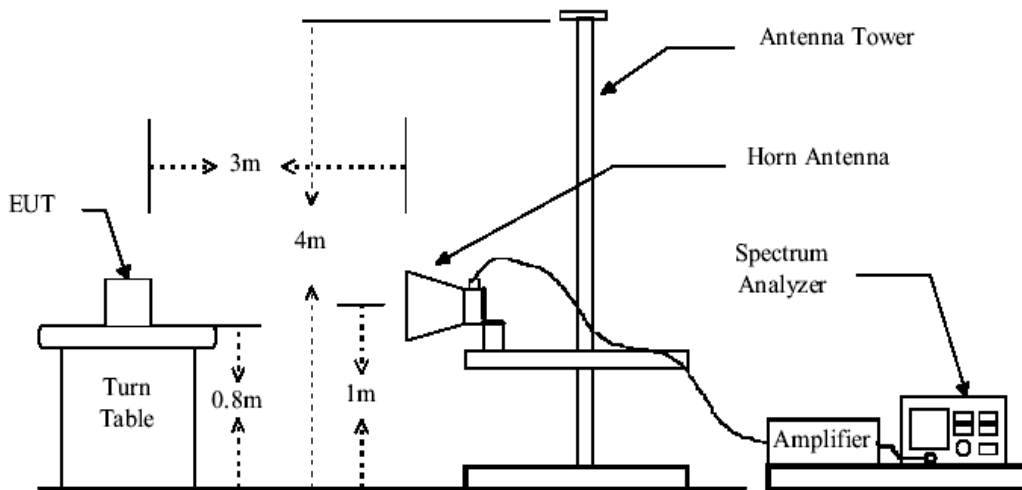
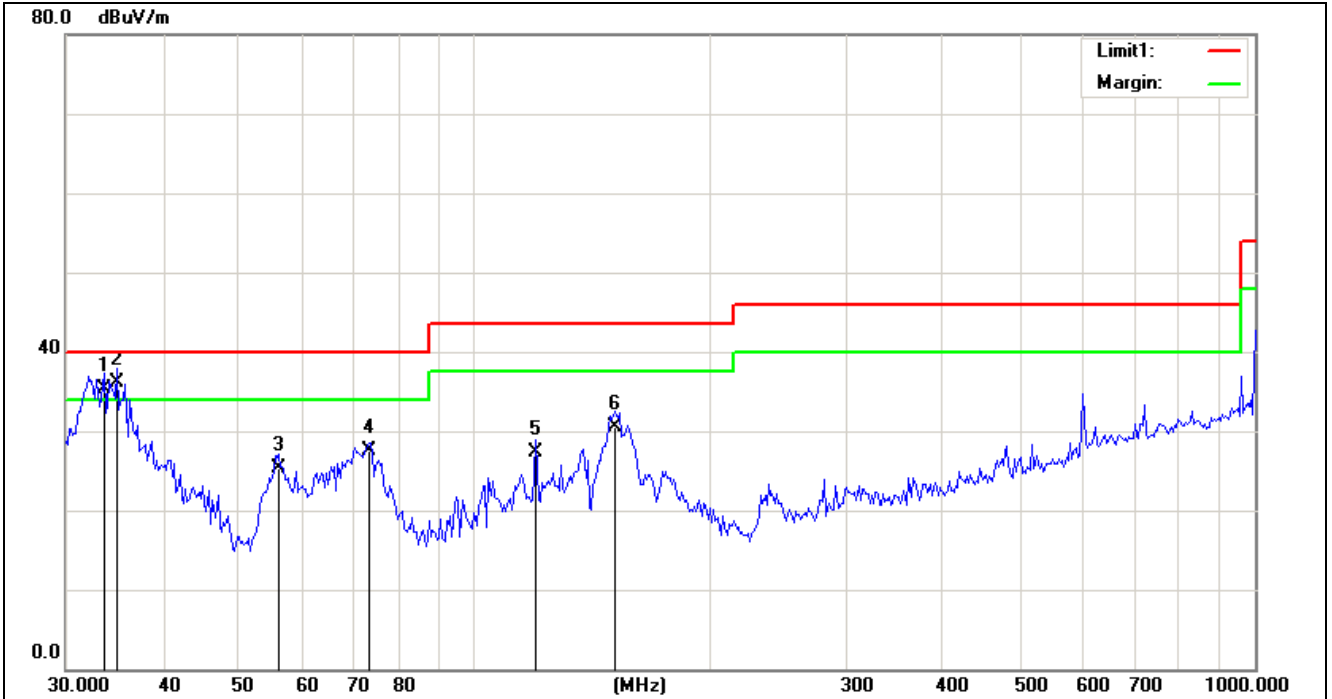


Figure 3. Above 1GHz radiated emissions test configuration

6.4 TEST RESULTS

Project No.:	ZJ00029362	Polarization:	Vertical
Standard:	(RE)FCC PART 15 class B 3m	Power Source:	AC 120V/60Hz
Test item:	Radiation Test	Date:	2013-6-7
Temp./Hum.(%RH):	21/56%RH	Time:	14:09:34
EUT:	Blu-RAY DISC SYSTEM	Distance:	3m
Model:	BDS 280	Test Result:	Pass
Note:	WIFI-b-2412		

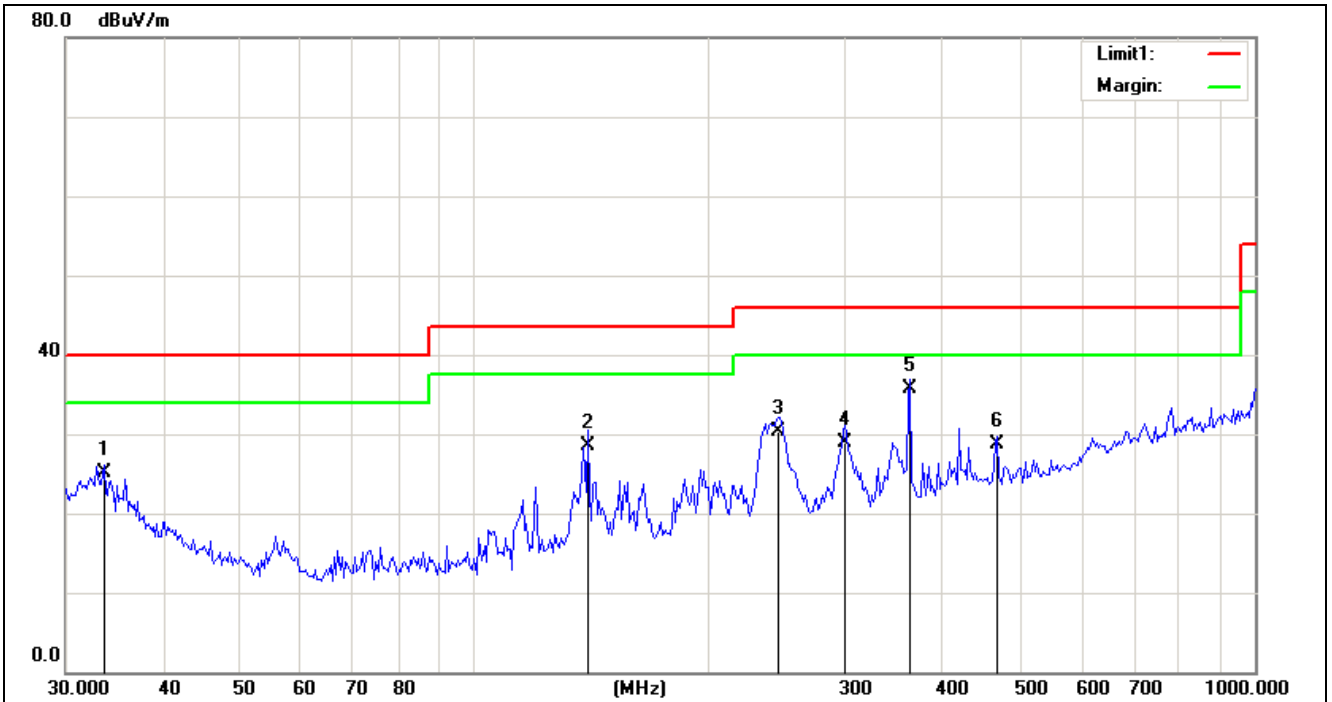


No.	Frequency (MHz)	Reading (dBuV/m)	Correct Factor(dB/m)	Result (dBuV/m)	Limit (dBuV/m)	Margin (dB)	Remark
1	33.5684	18.14	17.26	35.40	40.00	-4.60	QP
2	34.9151	19.76	16.44	36.20	40.00	-3.80	QP
3	56.2935	16.75	8.65	25.40	40.00	-14.60	QP
4	73.3097	19.56	7.94	27.50	40.00	-12.50	QP
5	120.2064	18.53	8.87	27.40	43.50	-16.10	QP
6	151.3521	20.28	10.22	30.50	43.50	-13.00	QP

Emission above 1GHz:

No.	Frequency (MHz)	Reading (dBuV/m)	Correct Factor(dB/m)	Result (dBuV/m)	Limit (dBuV/m)	Margin (dB)	Remark
1	2022.306	41.71	14.19	55.90	74.00	-18.10	peak
2	2022.306	33.60	14.19	47.79	54.00	-6.21	AVG
3	2511.279	36.40	17.10	53.50	74.00	-20.50	peak
4	2511.279	20.50	17.10	37.60	54.00	-16.40	AVG
5	12826.912	30.28	27.61	57.89	74.00	-16.11	peak
6	12826.912	11.79	27.61	39.40	54.00	-14.60	AVG
7	17591.230	30.98	35.62	66.60	74.00	-7.40	peak
8	17591.230	13.48	35.62	49.10	54.00	-4.90	AVG

Project No.:	ZJ00029362	Polarization:	Horizontal
Standard:	(RE)FCC PART 15 class B 3m	Power Source:	AC 120V/60Hz
Test item:	Radiation Test	Date:	2013-6-7
Temp./Hum.(%RH):	21/56%RH	Time:	13:48:38
EUT:	Blu-RAY DISC SYSTEM	Distance:	3m
Model:	BDS 280	Test Result:	Pass
Note:	WIFI-b-2412		

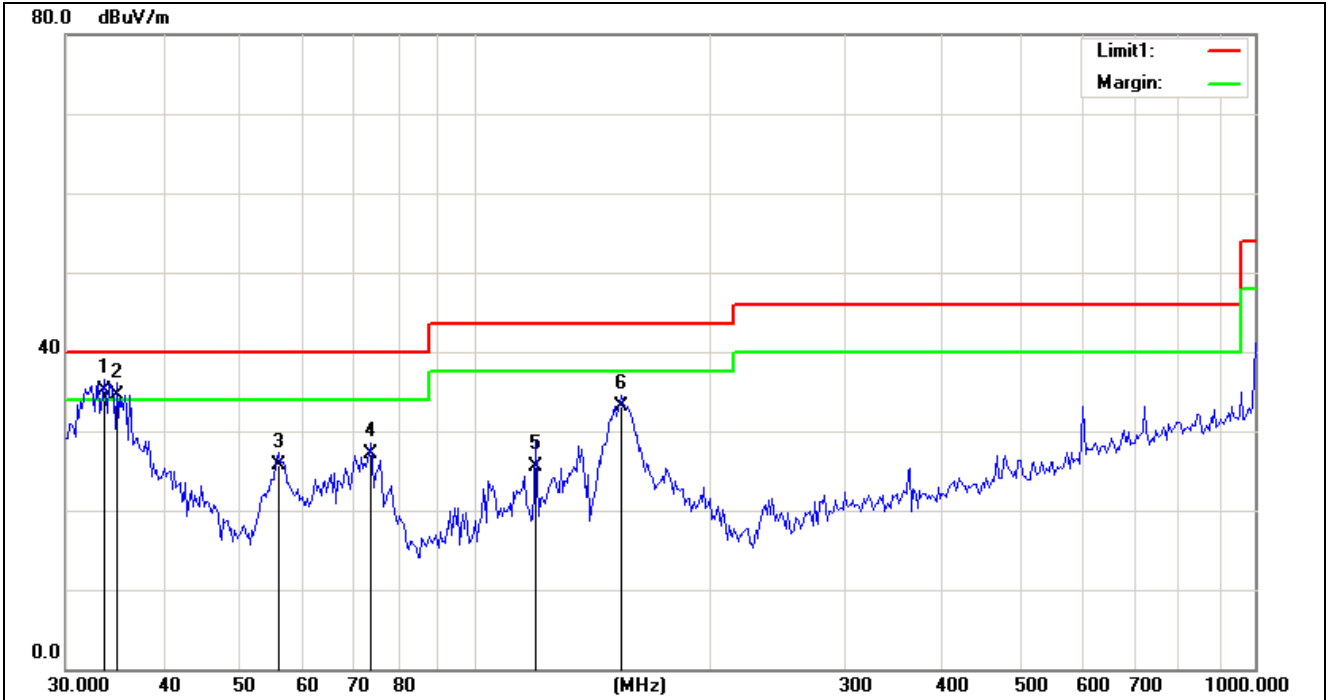


No.	Frequency (MHz)	Reading (dBuV/m)	Correct Factor(dB/m)	Result (dBuV/m)	Limit (dBuV/m)	Margin (dB)	Remark
1	33.5684	7.84	17.26	25.10	40.00	-14.90	peak
2	139.9011	19.41	9.19	28.60	43.50	-14.90	peak
3	245.3985	16.91	13.49	30.40	46.00	-15.60	peak
4	298.7377	13.89	15.01	28.90	46.00	-17.10	peak
5	361.6326	18.23	17.47	35.70	46.00	-10.30	peak
6	468.3072	8.95	19.75	28.70	46.00	-17.30	peak

Emission above 1GHz:

No.	Frequency (MHz)	Reading (dBuV/m)	Correct Factor(dB/m)	Result (dBuV/m)	Limit (dBuV/m)	Margin (dB)	Remark
1	1594.497	41.16	12.14	53.30	74.00	-20.70	peak
2	1594.497	35.20	12.14	47.34	54.00	-6.66	AVG
3	2022.306	30.61	14.19	44.80	74.00	-29.20	peak
4	2022.306	22.40	14.19	36.59	54.00	-17.41	AVG
5	12826.912	29.54	27.61	57.15	74.00	-16.85	peak
6	12826.912	11.79	27.61	39.40	54.00	-14.60	AVG
7	16801.328	30.78	34.94	65.72	74.00	-8.28	peak
8	16801.328	12.96	34.94	47.90	54.00	-6.10	AVG

Project No.:	ZJ00029362	Polarization:	Vertical
Standard:	(RE)FCC PART 15 class B 3m	Power Source:	AC 120V/60Hz
Test item:	Radiation Test	Date:	2013-6-7
Temp./Hum.(%RH):	21/56%RH	Time:	14:09:51
EUT:	Blu-RAY DISC SYSTEM	Distance:	3m
Model:	BDS 280	Test Result:	Pass
Note:	WIFI-b-2437		

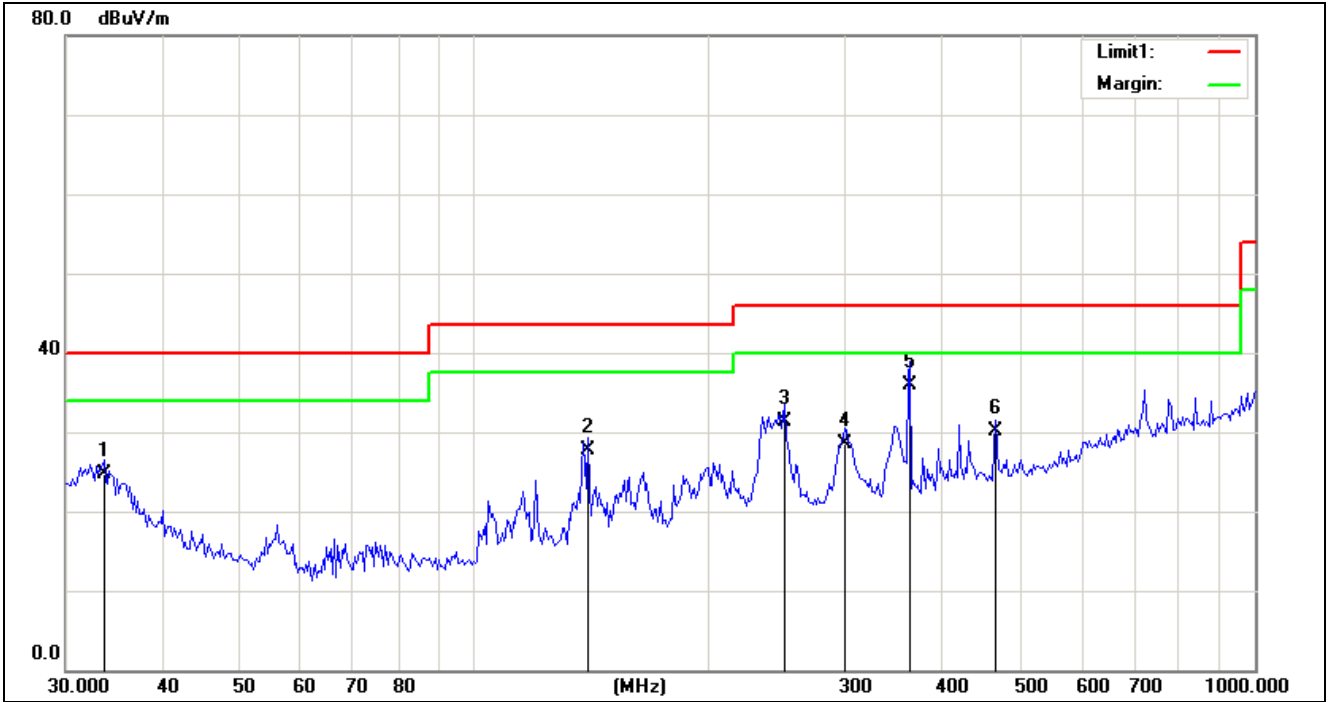


No.	Frequency (MHz)	Reading (dBuV/m)	Correct Factor(dB/m)	Result (dBuV/m)	Limit (dBuV/m)	Margin (dB)	Remark
1	33.5684	17.84	17.26	35.10	40.00	-4.90	QP
2	34.9151	18.06	16.44	34.50	40.00	-5.50	QP
3	56.2935	17.05	8.65	25.70	40.00	-14.30	QP
4	73.7228	19.12	7.98	27.10	40.00	-12.90	QP
5	120.2064	16.73	8.87	25.60	43.50	-17.90	QP
6	154.7925	22.70	10.40	33.10	43.50	-10.40	QP

Emission above 1GHz:

No.	Frequency (MHz)	Reading (dBuV/m)	Correct Factor(dB/m)	Result (dBuV/m)	Limit (dBuV/m)	Margin (dB)	Remark
1	1864.982	42.75	13.58	56.33	74.00	-17.67	peak
2	1864.982	22.11	13.58	35.69	54.00	-18.31	AVG
3	2560.387	41.78	17.64	59.42	74.00	-14.58	peak
4	2560.387	19.77	17.64	37.41	54.00	-16.59	AVG
5	12546.148	29.15	28.02	57.17	74.00	-16.83	peak
6	12546.148	10.38	28.02	38.40	54.00	-15.60	AVG
7	16849.641	31.25	35.14	66.39	74.00	-7.61	peak
8	16849.641	14.56	35.14	49.70	54.00	-4.30	AVG

Project No.:	ZJ00029362	Polarization:	Horizontal
Standard:	(RE)FCC PART 15 class B 3m	Power Source:	AC 120V/60Hz
Test item:	Radiation Test	Date:	2013-6-7
Temp./Hum.(%RH):	21/56%RH	Time:	13:50:03
EUT:	Blu-RAY DISC SYSTEM	Distance:	3m
Model:	BDS 280	Test Result:	Pass
Note:	WIFI-b-2437		

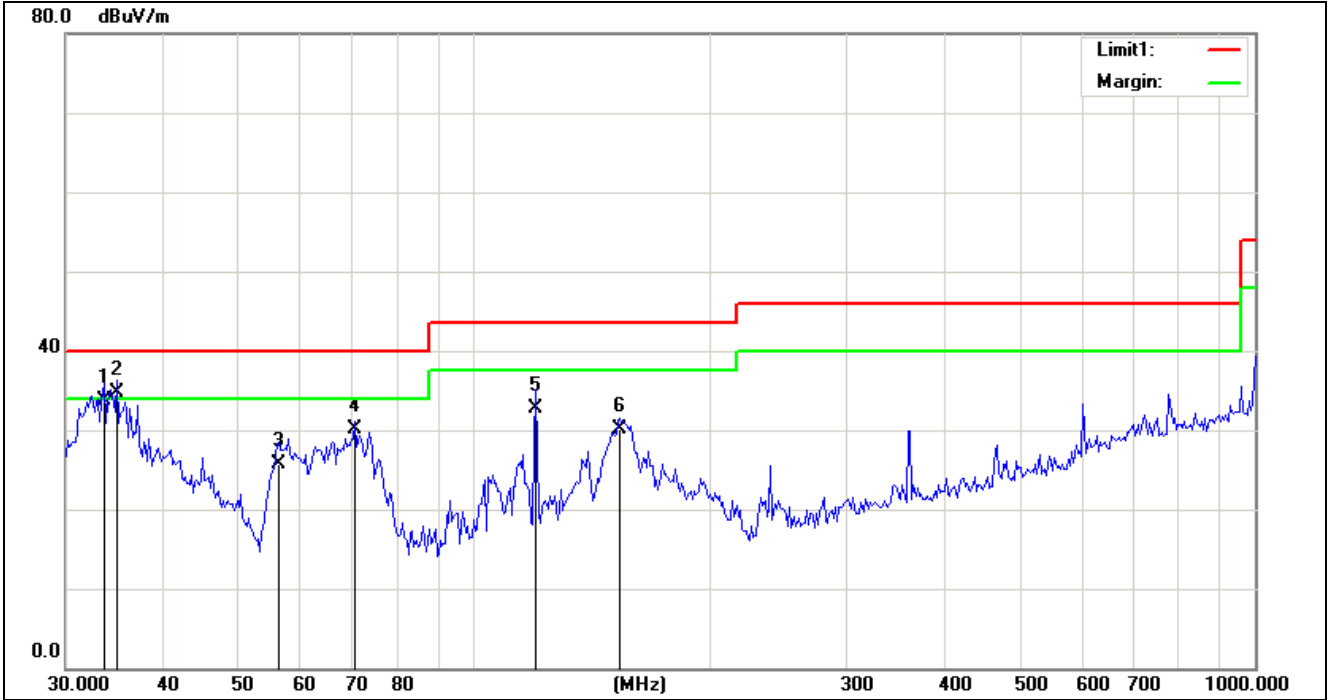


No.	Frequency (MHz)	Reading (dBuV/m)	Correct Factor(dB/m)	Result (dBuV/m)	Limit (dBuV/m)	Margin (dB)	Remark
1	33.5684	7.54	17.26	24.80	40.00	-15.20	QP
2	139.9011	18.61	9.19	27.80	43.50	-15.70	QP
3	249.5706	17.74	13.66	31.40	46.00	-14.60	QP
4	298.7377	13.49	15.01	28.50	46.00	-17.50	QP
5	361.6326	18.43	17.47	35.90	46.00	-10.10	QP
6	465.6831	10.58	19.62	30.20	46.00	-15.80	QP

Emission above 1GHz:

No.	Frequency (MHz)	Reading (dBuV/m)	Correct Factor(dB/m)	Result (dBuV/m)	Limit (dBuV/m)	Margin (dB)	Remark
1	1864.982	41.90	13.58	55.48	74.00	-18.52	peak
2	1864.982	19.92	13.58	33.50	54.00	-20.50	AVG
3	2022.306	40.29	14.19	54.48	74.00	-19.52	peak
4	2022.306	21.71	14.19	35.90	54.00	-18.10	AVG
5	13546.148	29.15	29.02	58.17	74.00	-15.83	peak
6	13546.148	10.38	29.02	39.40	54.00	-14.60	AVG
7	16849.641	31.25	35.14	66.39	74.00	-7.61	peak
8	16849.641	14.56	35.14	49.70	54.00	-4.30	AVG

Project No.:	ZJ00029362	Polarization:	Vertical
Standard:	(RE)FCC PART 15 class B 3m	Power Source:	AC 120V/60Hz
Test item:	Radiation Test	Date:	2013-6-7
Temp./Hum.(%RH):	21/56%RH	Time:	14:10:16
EUT:	Blu-RAY DISC SYSTEM	Distance:	3m
Model:	BDS 280	Test Result:	Pass
Note:	WIFI-b-2462		

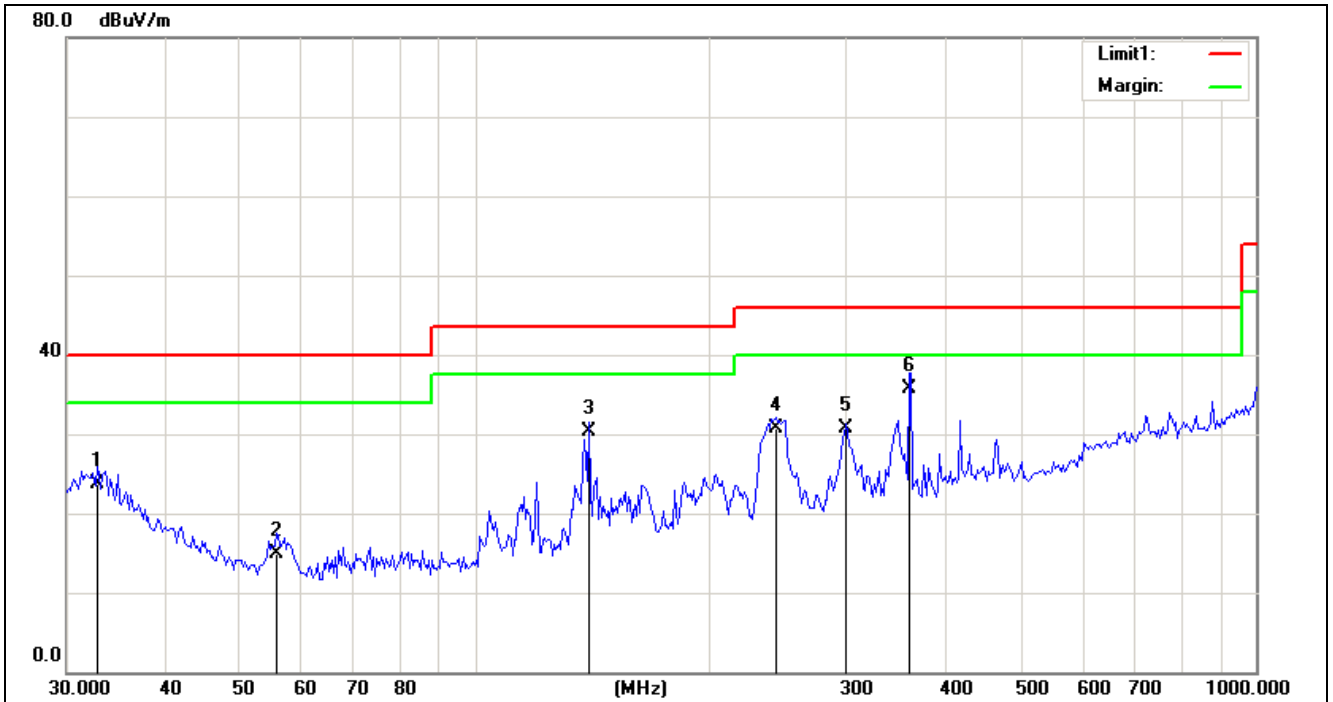


No.	Frequency (MHz)	Reading (dBuV/m)	Correct Factor(dB/m)	Result (dBuV/m)	Limit (dBuV/m)	Margin (dB)	Remark
1	33.5684	16.54	17.26	33.80	40.00	-6.20	QP
2	34.9151	18.26	16.44	34.70	40.00	-5.30	QP
3	56.2935	17.15	8.65	25.80	40.00	-14.20	QP
4	70.4821	22.42	7.68	30.10	40.00	-9.90	QP
5	120.2064	23.93	8.87	32.80	43.50	-10.70	QP
6	153.9251	19.74	10.36	30.10	43.50	-13.40	QP

Emission above 1GHz:

No.	Frequency (MHz)	Reading (dBuV/m)	Correct Factor(dB/m)	Result (dBuV/m)	Limit (dBuV/m)	Margin (dB)	Remark
1	1594.496	43.06	12.14	55.20	74.00	-18.80	peak
2	1594.496	19.96	12.14	32.10	54.00	-21.90	AVG
3	2022.306	38.81	14.19	53.00	74.00	-21.00	peak
4	2022.306	17.01	14.19	31.20	54.00	-22.80	AVG
5	13546.148	29.50	29.02	58.52	74.00	-15.48	peak
6	13546.148	11.18	29.02	40.20	54.00	-13.80	AVG
7	16801.328	30.02	34.94	64.96	74.00	-9.04	peak
8	16801.328	12.26	34.94	47.20	54.00	-6.80	AVG

Project No.:	ZJ00029362	Polarization:	Horizontal
Standard:	(RE)FCC PART 15 class B 3m	Power Source:	AC 120V/60Hz
Test item:	Radiation Test	Date:	2013-6-7
Temp./Hum.(%RH):	21/56%RH	Time:	13:50:58
EUT:	Blu-RAY DISC SYSTEM	Distance:	3m
Model:	BDS 280	Test Result:	Pass
Note:	WIFI-b-2462		

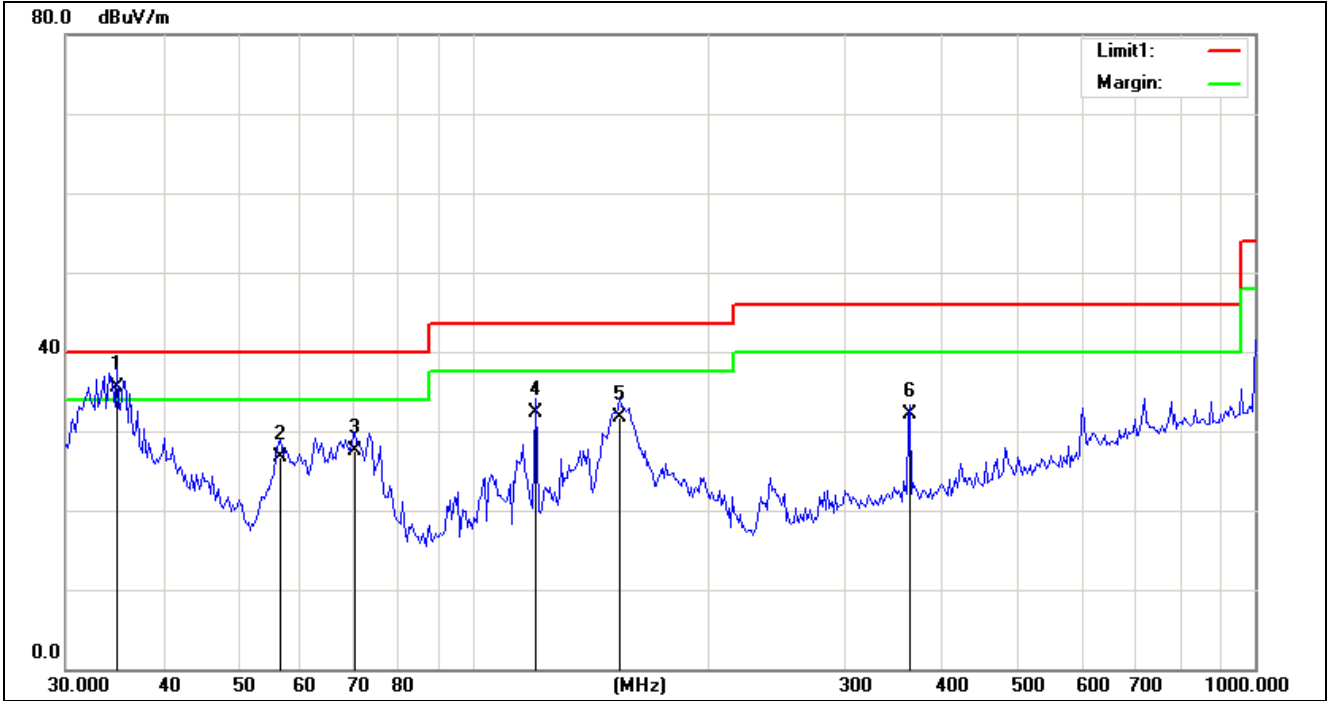


No.	Frequency (MHz)	Reading (dBuV/m)	Correct Factor(dB/m)	Result (dBuV/m)	Limit (dBuV/m)	Margin (dB)	Remark
1	32.8222	5.99	17.71	23.70	40.00	-16.30	QP
2	55.6644	6.14	8.76	14.90	40.00	-25.10	QP
3	139.9011	21.21	9.19	30.40	43.50	-13.10	QP
4	242.6561	17.42	13.38	30.80	46.00	-15.20	QP
5	298.7377	15.69	15.01	30.70	46.00	-15.30	QP
6	359.6061	18.26	17.44	35.70	46.00	-10.30	QP

Emission above 1GHz:

o.	Frequency (MHz)	Reading (dBuV/m)	Correct Factor(dB/m)	Result (dBuV/m)	Limit (dBuV/m)	Margin (dB)	Remark
1	1594.497	42.16	12.14	54.30	74.00	-19.70	peak
2	1594.497	20.76	12.14	32.90	54.00	-21.10	AVG
3	2022.306	40.16	14.19	54.35	74.00	-19.65	peak
4	2022.306	18.11	14.19	32.30	54.00	-21.70	AVG
5	13546.148	30.21	29.02	59.23	74.00	-14.77	peak
6	13546.148	11.48	29.02	40.50	54.00	-13.50	AVG
7	16801.328	30.65	34.94	65.59	74.00	-8.41	peak
8	16801.328	13.36	34.94	48.30	54.00	-5.70	AVG

Project No.:	ZJ00029362	Polarization:	Vertical
Standard:	(RE)FCC PART 15 class B 3m	Power Source:	AC 120V/60Hz
Test item:	Radiation Test	Date:	2013-6-7
Temp./Hum.(%RH):	21/56%RH	Time:	14:17:50
EUT:	Blu-RAY DISC SYSTEM	Distance:	3m
Model:	BDS 280	Test Result:	Pass
Note:	WIFI-g-2412		

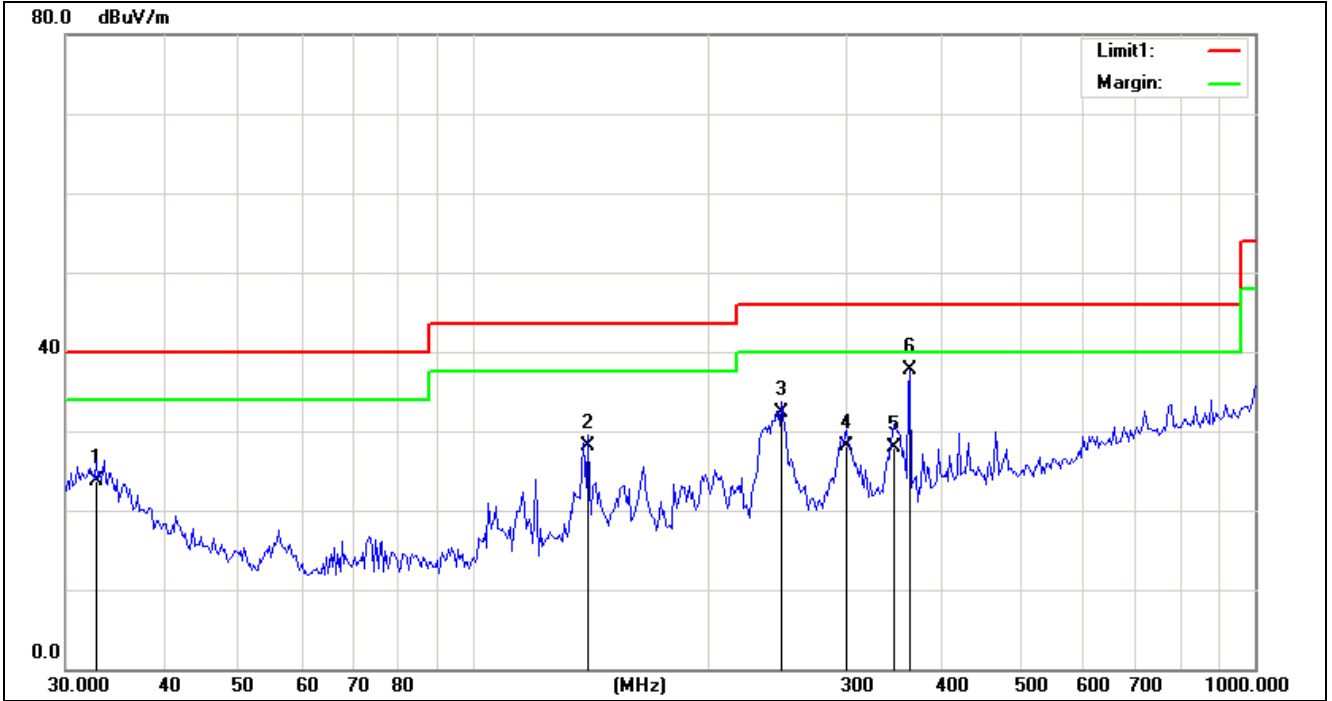


No.	Frequency (MHz)	Reading (dBuV/m)	Correct Factor(dB/m)	Result (dBuV/m)	Limit (dBuV/m)	Margin (dB)	Remark
1	34.9151	19.16	16.44	35.60	40.00	-4.40	QP
2	56.6107	18.21	8.59	26.80	40.00	-13.20	QP
3	70.4821	19.82	7.68	27.50	40.00	-12.50	QP
4	120.2064	23.53	8.87	32.40	43.50	-11.10	QP
5	153.9250	21.44	10.36	31.80	43.50	-11.70	QP
6	361.6326	14.63	17.47	32.10	46.00	-13.90	QP

Emission above 1GHz:

No.	Frequency (MHz)	Reading (dBuV/m)	Correct Factor(dB/m)	Result (dBuV/m)	Limit (dBuV/m)	Margin (dB)	Remark
1	1769.033	43.66	13.16	56.82	74.00	-17.18	peak
2	1769.033	25.76	13.16	38.92	74.00	-35.08	AVG
3	2515.704	37.83	17.14	54.97	74.00	-19.03	peak
4	2515.704	20.81	17.14	37.95	74.00	-36.05	AVG
5	13507.307	30.85	28.94	59.79	74.00	-14.21	peak
6	13507.307	12.36	28.94	41.30	54.00	-12.70	AVG
7	16801.328	29.93	34.94	64.87	74.00	-9.13	peak
8	16801.328	12.66	34.94	47.60	54.00	-6.40	AVG

Project No.:	ZJ00029362	Polarization:	Horizontal
Standard:	(RE)FCC PART 15 class B 3m	Power Source:	AC 120V/60Hz
Test item:	Radiation Test	Date:	2013-6-7
Temp./Hum.(%RH):	21/56%RH	Time:	13:41:48
EUT:	Blu-RAY DISC SYSTEM	Distance:	3m
Model:	BDS 280	Test Result:	Pass
Note:	WIFI-g-2412		

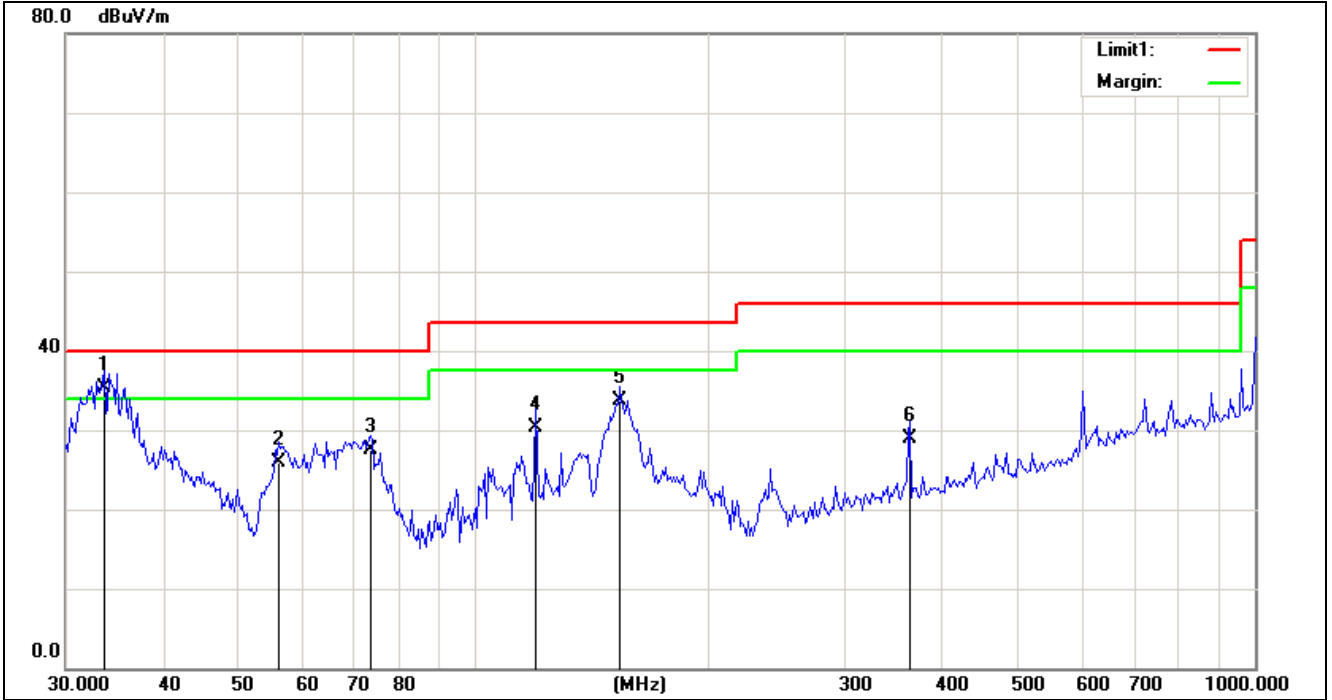


No.	Frequency (MHz)	Reading (dBuV/m)	Correct Factor(dB/m)	Result (dBuV/m)	Limit (dBuV/m)	Margin (dB)	Remark
1	32.8223	6.09	17.71	23.80	40.00	-16.20	QP
2	139.9011	18.91	9.19	28.10	43.50	-15.40	QP
3	248.1723	18.70	13.60	32.30	46.00	-13.70	QP
4	300.4213	13.03	15.07	28.10	46.00	-17.90	QP
5	345.7351	10.86	17.14	28.00	46.00	-18.00	QP
6	361.6326	20.23	17.47	37.70	46.00	-8.30	QP

Emission above 1GHz:

No.	Frequency (MHz)	Reading (dBuV/m)	Correct Factor(dB/m)	Result (dBuV/m)	Limit (dBuV/m)	Margin (dB)	Remark
1	1765.921	41.81	13.14	54.95	74.00	-19.05	peak
2	1765.921	30.84	13.14	43.98	54.00	-10.02	AVG
3	2022.306	42.84	14.19	57.03	74.00	-16.97	peak
4	2022.306	31.56	14.19	45.75	54.00	-8.25	AVG
5	13546.148	29.66	29.02	58.68	74.00	-15.32	peak
6	13546.148	11.18	29.02	40.20	54.00	-13.80	AVG
7	16753.154	30.50	34.75	65.25	74.00	-8.75	peak
8	16753.154	12.05	34.75	46.80	54.00	-7.20	AVG

Project No.:	ZJ00029362	Polarization:	Vertical
Standard:	(RE)FCC PART 15 class B 3m	Power Source:	AC 120V/60Hz
Test item:	Radiation Test	Date:	2013-6-7
Temp./Hum.(%RH):	21/56%RH	Time:	14:19:57
EUT:	Blu-RAY DISC SYSTEM	Distance:	3m
Model:	BDS 280	Test Result:	Pass
Note:	WIFI-g-2437		

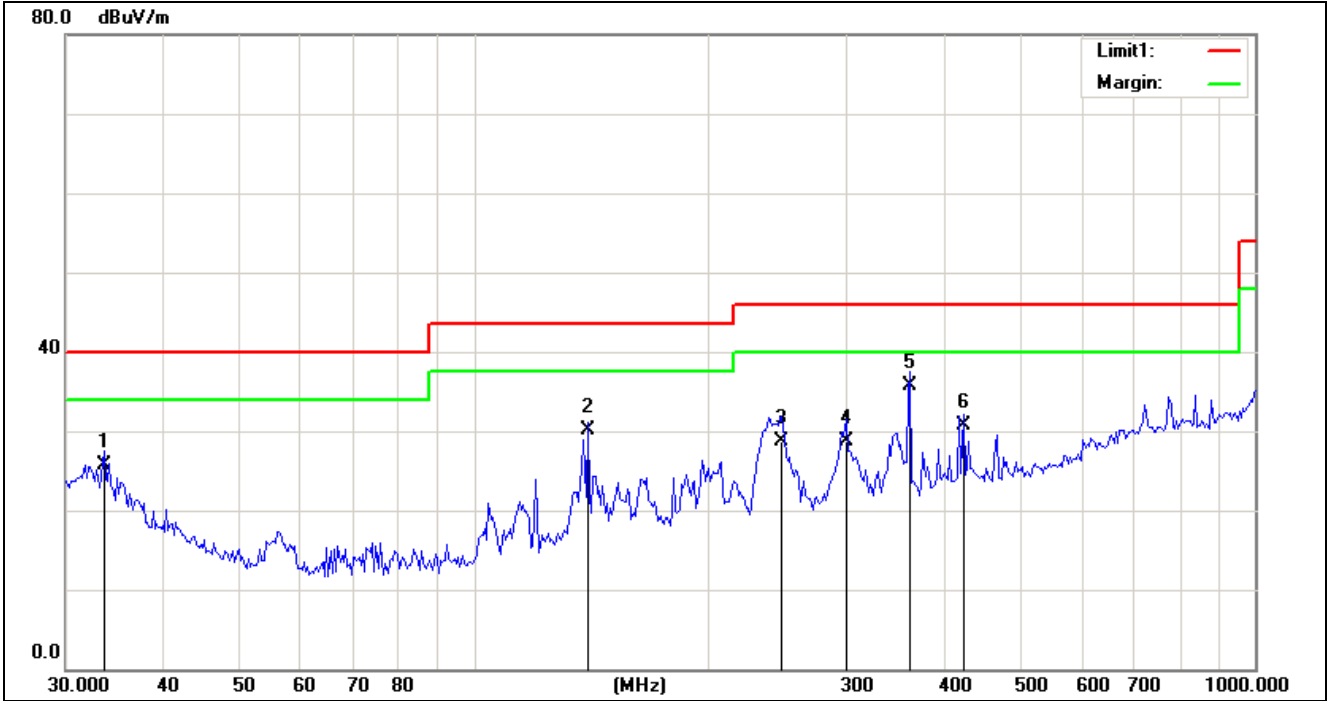


No.	Frequency (MHz)	Reading (dBuV/m)	Correct Factor(dB/m)	Result (dBuV/m)	Limit (dBuV/m)	Margin (dB)	Remark
1	33.5684	18.14	17.26	35.40	40.00	-4.60	QP
2	56.2935	17.25	8.65	25.90	40.00	-14.10	QP
3	73.7228	19.52	7.98	27.50	40.00	-12.50	QP
4	120.2064	21.53	8.87	30.40	43.50	-13.10	QP
5	153.9251	23.34	10.36	33.70	43.50	-9.80	QP
6	361.6326	11.43	17.47	28.90	46.00	-17.10	QP

Emission above 1GHz:

No.	Frequency (MHz)	Reading (dBuV/m)	Correct Factor(dB/m)	Result (dBuV/m)	Limit (dBuV/m)	Margin (dB)	Remark
1	1864.982	42.30	13.58	55.88	74.00	-18.12	peak
2	1864.982	20.62	13.58	34.20	54.00	-19.80	AVG
3	2520.137	36.60	17.19	53.79	74.00	-20.21	peak
4	2520.137	15.71	17.19	32.90	54.00	-21.10	AVG
5	12790.133	30.58	27.47	58.05	74.00	-15.95	peak
6	12790.133	13.23	27.47	40.70	54.00	-13.30	AVG
7	17845.610	29.76	35.96	65.72	74.00	-8.28	peak
8	17845.610	13.14	35.96	49.10	54.00	-4.90	AVG

Project No.:	ZJ00029362	Polarization:	Horizontal
Standard:	(RE)FCC PART 15 class B 3m	Power Source:	AC 120V/60Hz
Test item:	Radiation Test	Date:	2013-6-7
Temp./Hum.(%RH):	21/56%RH	Time:	13:47:01
EUT:	Blu-RAY DISC SYSTEM	Distance:	3m
Model:	BDS 280	Test Result:	Pass
Note:	WIFI-g-2437		

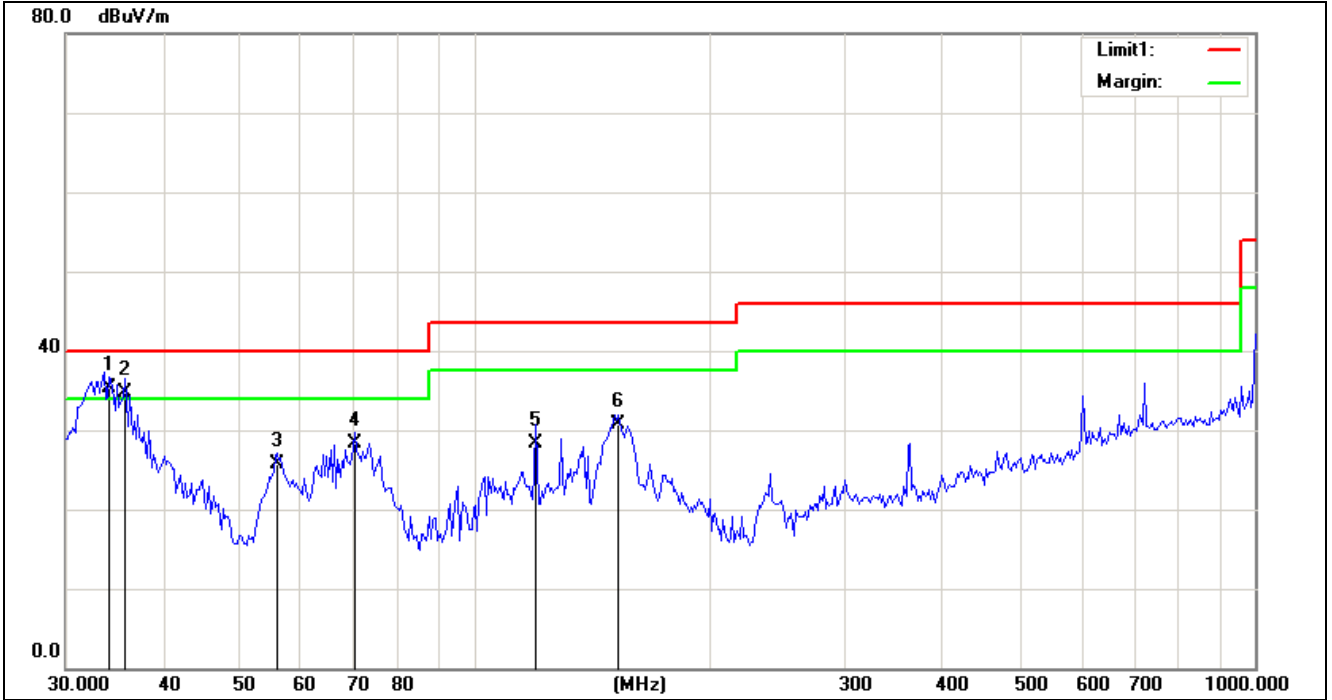


No.	Frequency (MHz)	Reading (dBuV/m)	Correct Factor(dB/m)	Result (dBuV/m)	Limit (dBuV/m)	Margin (dB)	Remark
1	33.5684	8.54	17.26	25.80	40.00	-14.20	QP
2	139.9011	20.91	9.19	30.10	43.50	-13.40	QP
3	248.1723	15.20	13.60	28.80	46.00	-17.20	QP
4	300.4213	13.63	15.07	28.70	46.00	-17.30	QP
5	361.6326	18.33	17.47	35.80	46.00	-10.20	QP
6	423.2548	12.36	18.34	30.70	46.00	-15.30	QP

Emission above 1GHz:

No.	Frequency (MHz)	Reading (dBuV/m)	Correct Factor(dB/m)	Result (dBuV/m)	Limit (dBuV/m)	Margin (dB)	Remark
1	1864.982	41.15	13.58	54.73	74.00	-19.27	peak
2	1864.982	22.52	13.58	36.10	54.00	-17.90	AVG
3	2524.578	37.44	17.23	54.67	74.00	-19.33	peak
4	2524.578	16.68	17.23	33.91	54.00	-20.09	AVG
5	13702.631	28.15	29.40	57.55	74.00	-16.45	peak
6	13702.631	9.50	29.40	38.90	54.00	-15.10	AVG
7	16849.641	30.93	35.14	66.07	74.00	-7.93	peak
8	16849.641	13.96	35.14	49.10	54.00	-4.90	AVG

Project No.:	ZJ00029362	Polarization:	Vertical
Standard:	(RE)FCC PART 15 class B 3m	Power Source:	AC 120V/60Hz
Test item:	Radiation Test	Date:	2013-6-7
Temp./Hum.(%RH):	21/56%RH	Time:	14:22:01
EUT:	Blu-RAY DISC SYSTEM	Distance:	3m
Model:	BDS 280	Test Result:	Pass
Note:	WIFI-g-2462		

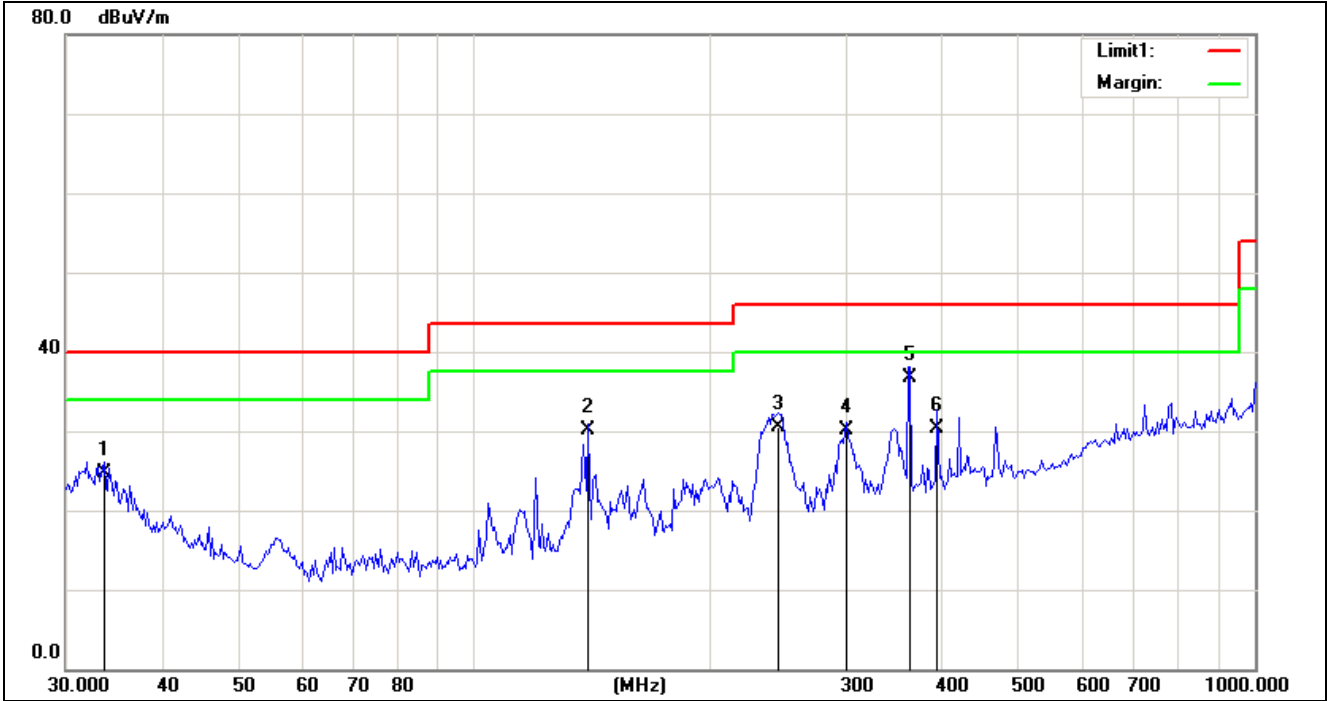


No.	Frequency (MHz)	Reading (dBuV/m)	Correct Factor(dB/m)	Result (dBuV/m)	Limit (dBuV/m)	Margin (dB)	Remark
1	34.1392	18.48	16.92	35.40	40.00	-4.60	QP
2	35.7089	18.86	15.94	34.80	40.00	-5.20	QP
3	55.9780	17.09	8.71	25.80	40.00	-14.20	QP
4	70.4821	20.72	7.68	28.40	40.00	-11.60	QP
5	120.2064	19.53	8.87	28.40	43.50	-15.10	QP
6	153.0627	20.38	10.32	30.70	43.50	-12.80	QP

Emission above 1GHz:

No.	Frequency (MHz)	Reading (dBuV/m)	Correct Factor(dB/m)	Result (dBuV/m)	Limit (dBuV/m)	Margin (dB)	Remark
1	1864.982	40.42	13.58	54.00	74.00	-20.00	peak
2	1864.982	19.92	13.58	33.50	54.00	-20.50	AVG
3	2619.665	36.92	18.37	55.29	74.00	-18.71	peak
4	2619.665	18.13	18.37	36.50	54.00	-17.50	AVG
5	9991.481	30.22	25.68	55.90	74.00	-18.10	peak
6	9991.481	11.82	25.68	37.50	54.00	-16.50	AVG
7	16849.641	29.51	35.14	64.65	74.00	-9.35	peak
8	16849.641	12.76	35.14	47.90	54.00	-6.10	AVG

Project No.:	ZJ00029362	Polarization:	Horizontal
Standard:	(RE)FCC PART 15 class B 3m	Power Source:	AC 120V/60Hz
Test item:	Radiation Test	Date:	2013-6-7
Temp./Hum.(%RH):	21/56%RH	Time:	13:47:49
EUT:	Blu-RAY DISC SYSTEM	Distance:	3m
Model:	BDS 280	Test Result:	Pass
Note:	WIFI-g-2462		

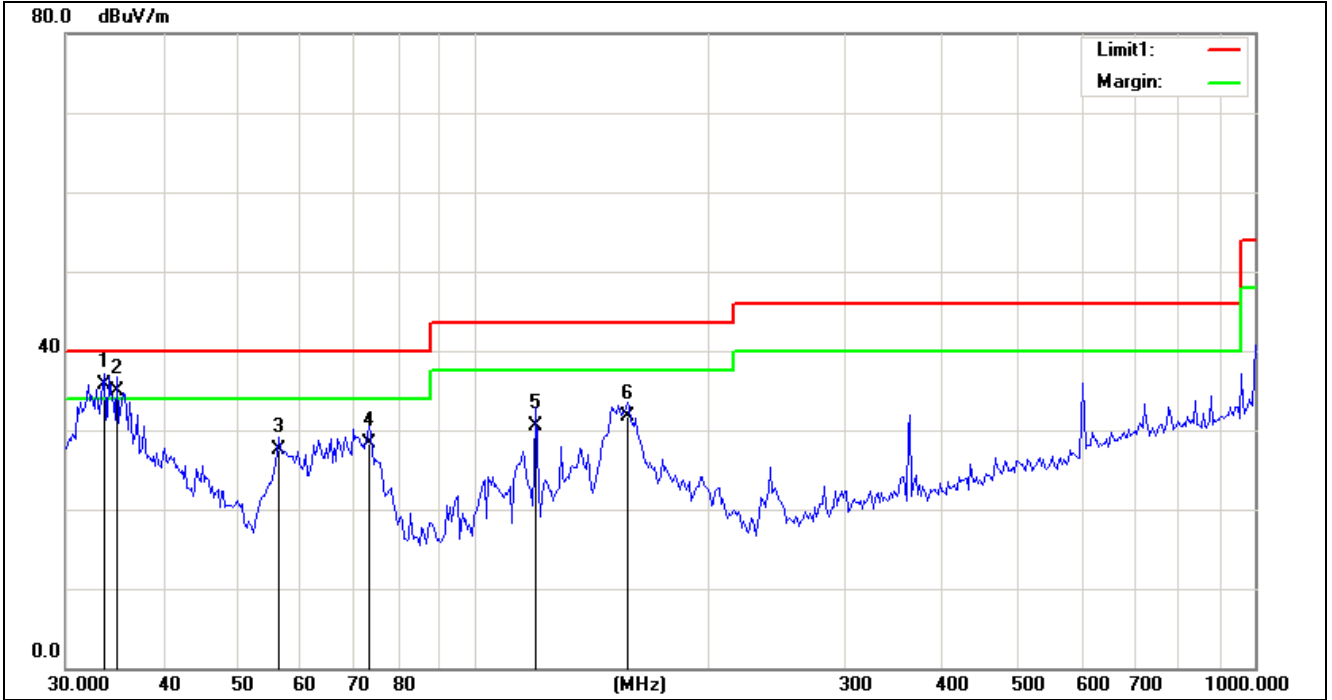


No.	Frequency (MHz)	Reading (dBuV/m)	Correct Factor(dB/m)	Result (dBuV/m)	Limit (dBuV/m)	Margin (dB)	Remark
1	33.5684	7.54	17.26	24.80	40.00	-15.20	QP
2	139.9011	20.91	9.19	30.10	43.50	-13.40	QP
3	245.3985	17.01	13.49	30.50	46.00	-15.50	QP
4	300.4211	15.13	15.07	30.20	46.00	-15.80	QP
5	361.6326	19.33	17.47	36.80	46.00	-9.20	QP
6	391.2323	12.39	18.01	30.40	46.00	-15.60	QP

Emission above 1GHz:

No.	Frequency (MHz)	Reading (dBuV/m)	Correct Factor(dB/m)	Result (dBuV/m)	Limit (dBuV/m)	Margin (dB)	Remark
1	1864.982	40.54	13.58	54.12	74.00	-19.88	peak
2	1864.982	21.92	13.58	35.50	54.00	-18.50	AVG
3	2551.388	37.70	17.53	55.23	74.00	-18.77	peak
4	2551.388	18.77	17.53	36.30	54.00	-17.70	AVG
5	12826.912	29.81	27.61	57.42	74.00	-16.58	peak
6	12826.912	12.19	27.61	39.80	54.00	-14.20	AVG
7	16801.328	30.45	34.94	65.39	74.00	-8.61	peak
8	16801.328	11.76	34.94	46.70	54.00	-7.30	AVG

Project No.:	ZJ00029362	Polarization:	Vertical
Standard:	(RE)FCC PART 15 class B 3m	Power Source:	AC 120V/60Hz
Test item:	Radiation Test	Date:	2013-6-7
Temp./Hum.(%RH):	21/56%RH	Time:	14:22:44
EUT:	Blu-RAY DISC SYSTEM	Distance:	3m
Model:	BDS 280	Test Result:	Pass
Note:	WIFI-n20-2412		

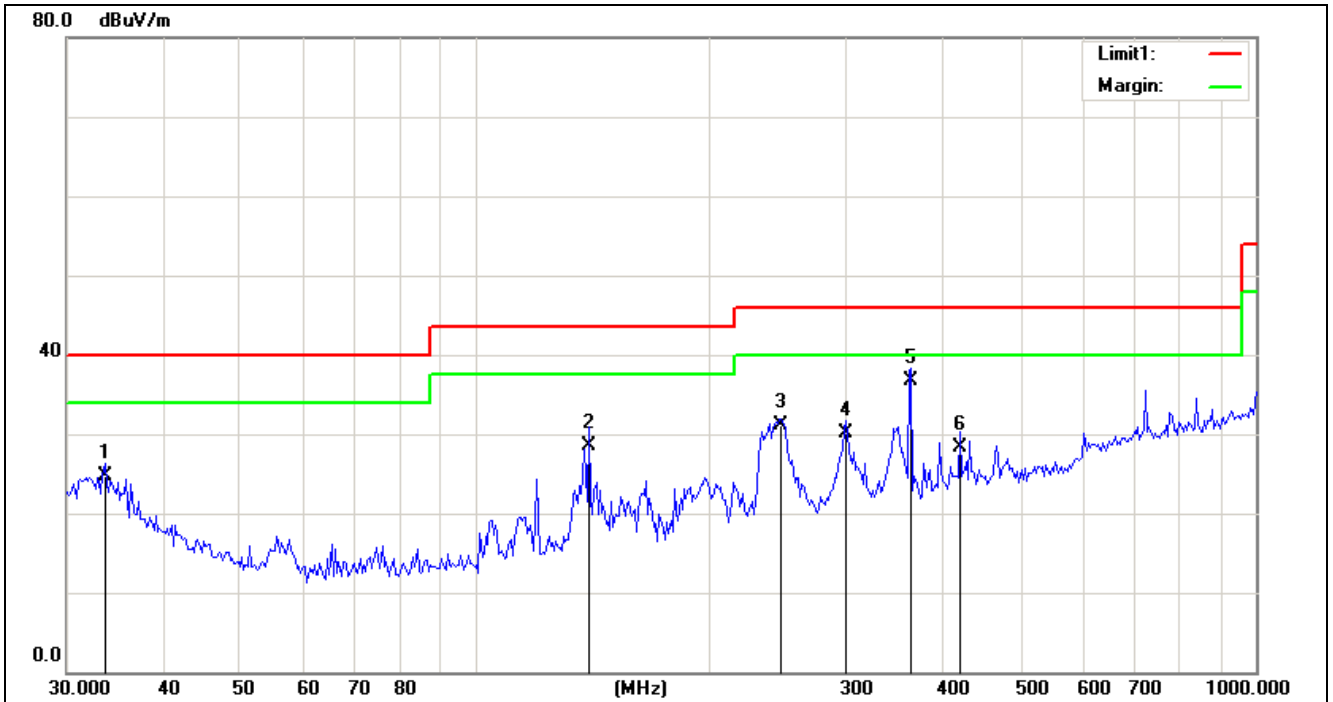


No.	Frequency (MHz)	Reading (dBuV/m)	Correct Factor(dB/m)	Result (dBuV/m)	Limit (dBuV/m)	Margin (dB)	Remark
1	33.5684	18.54	17.26	35.80	40.00	-4.20	QP
2	34.9151	18.46	16.44	34.90	40.00	-5.10	QP
3	56.2935	18.85	8.65	27.50	40.00	-12.50	QP
4	73.3097	20.46	7.94	28.40	40.00	-11.60	QP
5	120.2064	21.63	8.87	30.50	43.50	-13.00	QP
6	157.4241	21.24	10.56	31.80	43.50	-11.70	QP

Emission above 1GHz:

1	1868.268	44.23	13.59	57.82	74.00	-16.18	peak
2	1868.268	25.31	13.59	38.90	54.00	-15.10	AVG
3	2511.279	39.16	17.10	56.26	74.00	-17.74	peak
4	2511.279	20.30	17.10	37.40	54.00	-16.60	AVG
5	12826.912	30.61	27.61	58.22	74.00	-15.78	peak
6	12826.912	11.59	27.61	39.20	54.00	-14.80	AVG
7	16801.328	30.13	34.94	65.07	74.00	-8.93	peak
8	16801.328	14.16	34.94	49.10	54.00	-4.90	AVG

Project No.:	ZJ00029362	Polarization:	Horizontal
Standard:	(RE)FCC PART 15 class B 3m	Power Source:	AC 120V/60Hz
Test item:	Radiation Test	Date:	2013-6-7
Temp./Hum.(%RH):	21/56%RH	Time:	13:53:08
EUT:	Blu-RAY DISC SYSTEM	Distance:	3m
Model:	BDS 280	Test Result:	Pass
Note:	WIFI-n20-2412		

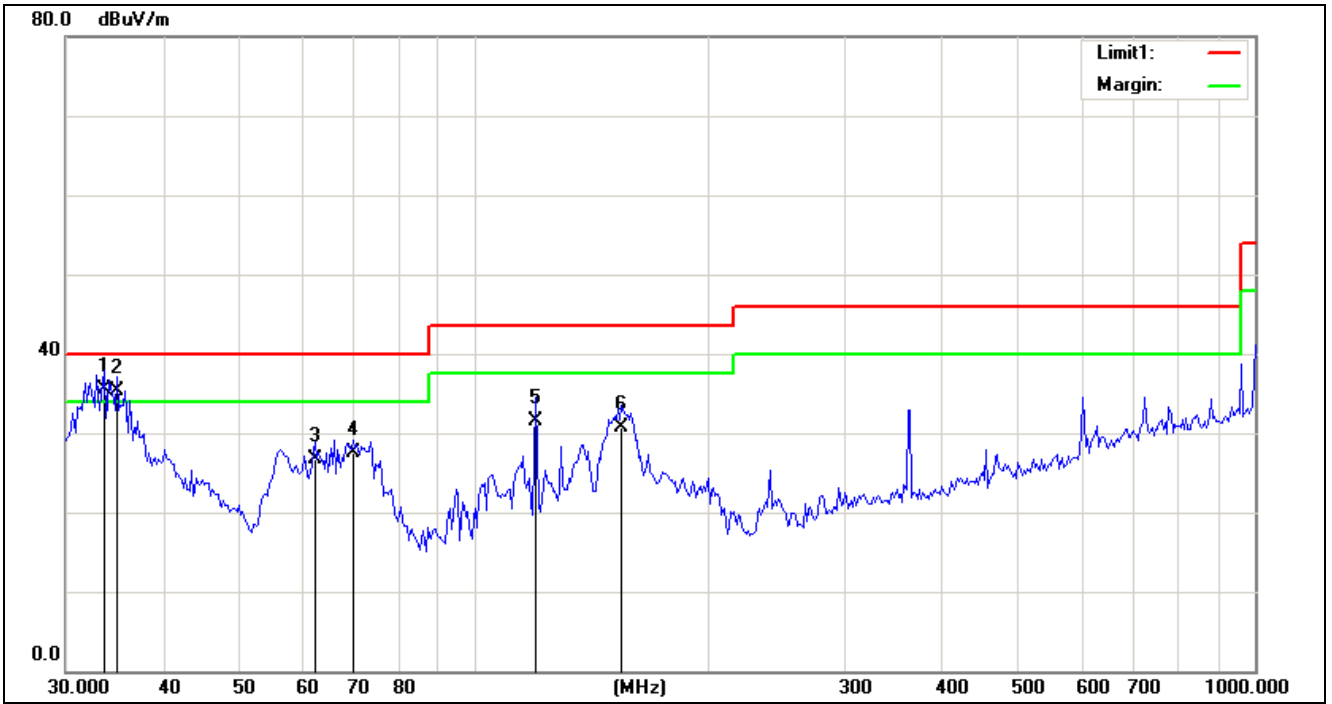


No.	Frequency (MHz)	Reading (dBuV/m)	Correct Factor(dB/m)	Result (dBuV/m)	Limit (dBuV/m)	Margin (dB)	Remark
1	33.5684	7.44	17.26	24.70	40.00	-15.30	QP
2	139.9011	19.31	9.19	28.50	43.50	-15.00	QP
3	246.7814	17.66	13.54	31.20	46.00	-14.80	QP
4	298.7377	15.09	15.01	30.10	46.00	-15.90	QP
5	361.6326	19.23	17.47	36.70	46.00	-9.30	QP
6	418.5244	10.08	18.32	28.40	46.00	-17.60	QP

Emission above 1GHz:

No.	Frequency (MHz)	Reading (dBuV/m)	Correct Factor(dB/m)	Result (dBuV/m)	Limit (dBuV/m)	Margin (dB)	Remark
1	1868.268	44.23	13.59	57.82	74.00	-16.18	peak
2	1868.268	25.31	13.59	38.90	54.00	-15.10	AVG
3	2510.265	37.16	17.10	54.26	74.00	-19.74	peak
4	2510.265	22.30	17.10	39.40	54.00	-14.60	AVG
5	13507.307	30.62	28.94	59.56	74.00	-14.44	peak
6	13507.307	12.66	28.94	41.60	54.00	-12.40	AVG
7	16801.328	31.76	34.94	66.70	74.00	-7.30	peak
8	16801.328	13.16	34.94	48.10	54.00	-5.90	AVG

Project No.:	ZJ00029362	Polarization:	Vertical
Standard:	(RE)FCC PART 15 class B 3m	Power Source:	AC 120V/60Hz
Test item:	Radiation Test	Date:	2013-6-7
Temp./Hum.(%RH):	21/56%RH	Time:	14:23:36
EUT:	Blu-RAY DISC SYSTEM	Distance:	3m
Model:	BDS 280	Test Result:	Pass
Note:	WIFI-n20-2437		

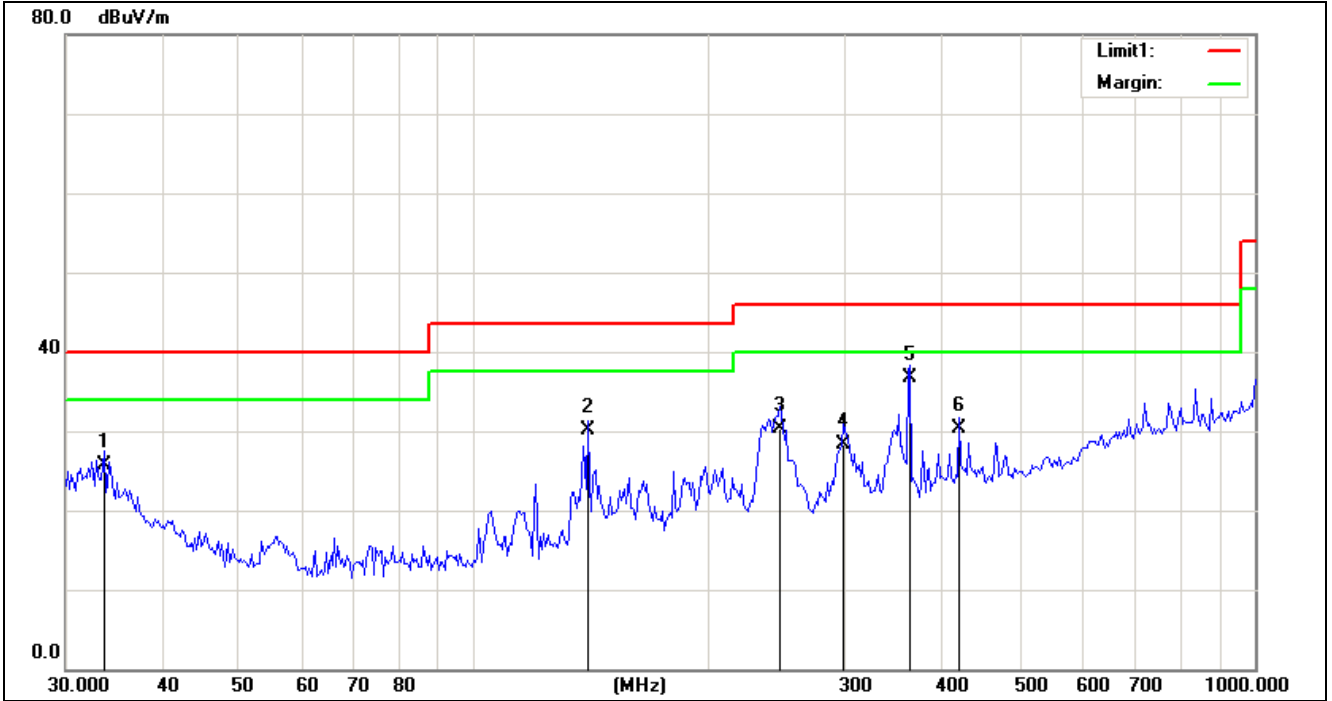


No.	Frequency (MHz)	Reading (dBuV/m)	Correct Factor(dB/m)	Result (dBuV/m)	Limit (dBuV/m)	Margin (dB)	Remark
1	33.5684	18.34	17.26	35.60	40.00	-4.40	QP
2	34.9151	18.96	16.44	35.40	40.00	-4.60	QP
3	62.6366	18.86	7.94	26.80	40.00	-13.20	QP
4	70.0870	19.85	7.65	27.50	40.00	-12.50	QP
5	120.2064	22.63	8.87	31.50	43.50	-12.00	QP
6	154.7925	20.30	10.40	30.70	43.50	-12.80	QP

Emission above 1GHz:

No.	Frequency (MHz)	Reading (dBuV/m)	Correct Factor(dB/m)	Result (dBuV/m)	Limit (dBuV/m)	Margin (dB)	Remark
1	1864.982	41.70	13.58	55.28	74.00	-18.72	peak
2	1864.982	22.52	13.58	36.10	54.00	-17.90	AVG
3	2937.283	39.28	22.94	62.22	74.00	-11.78	peak
4	2937.283	19.96	22.94	42.90	54.00	-11.10	AVG
5	13429.960	28.52	28.83	57.35	74.00	-16.65	peak
6	13429.960	10.27	28.83	39.10	54.00	-14.90	AVG
7	16898.093	29.79	35.33	65.12	74.00	-8.88	peak
8	16898.093	10.47	35.33	45.80	54.00	-8.20	AVG

Project No.:	ZJ00029362	Polarization:	Horizontal
Standard:	(RE)FCC PART 15 class B 3m	Power Source:	AC 120V/60Hz
Test item:	Radiation Test	Date:	2013-6-7
Temp./Hum.(%RH):	21/56%RH	Time:	13:54:00
EUT:	Blu-RAY DISC SYSTEM	Distance:	3m
Model:	BDS 280	Test Result:	Pass
Note:	WIFI-n20-2437		

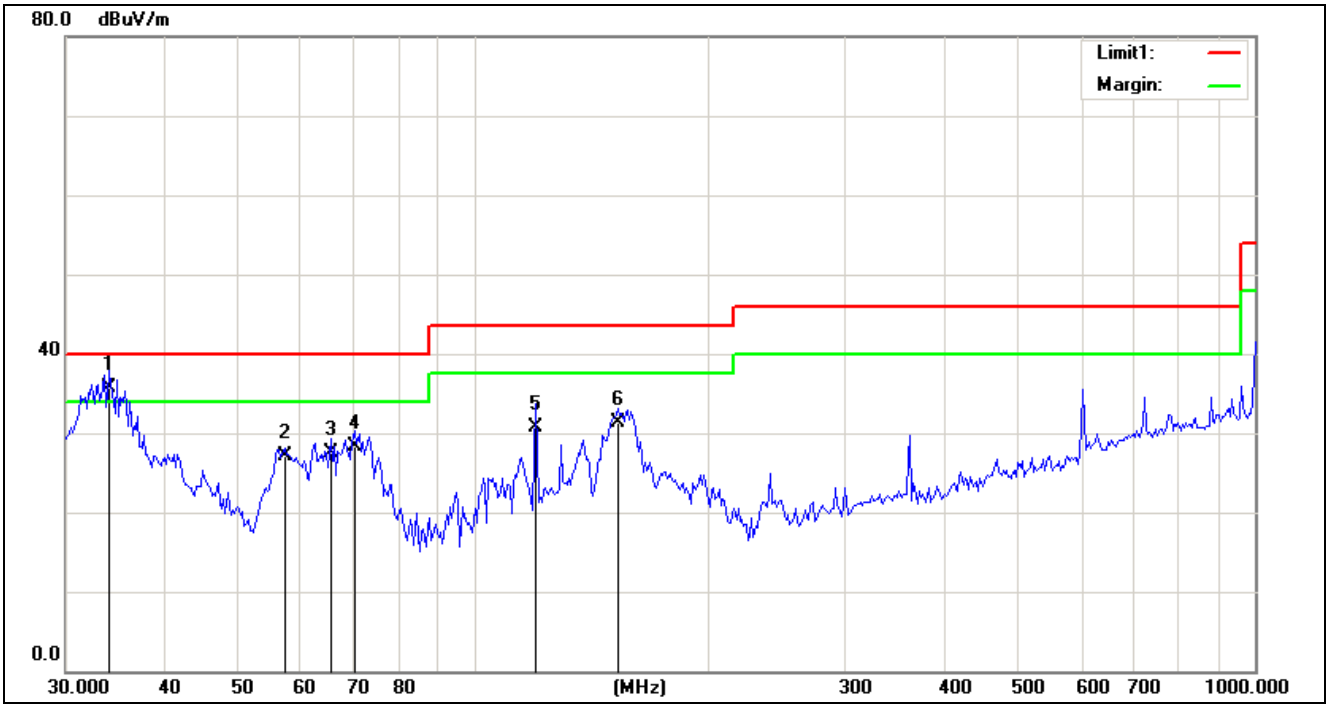


No.	Frequency (MHz)	Reading (dBuV/m)	Correct Factor(dB/m)	Result (dBuV/m)	Limit (dBuV/m)	Margin (dB)	Remark
1	33.5684	8.44	17.26	25.70	40.00	-14.30	QP
2	139.9011	21.01	9.19	30.20	43.50	-13.30	QP
3	246.7814	16.86	13.54	30.40	46.00	-15.60	QP
4	297.0638	13.45	14.95	28.40	46.00	-17.60	QP
5	361.6326	19.23	17.47	36.70	46.00	-9.30	QP
6	418.5244	12.08	18.32	30.40	46.00	-15.60	QP

Emission above 1GHz:

No.	Frequency (MHz)	Reading (dBuV/m)	Correct Factor(dB/m)	Result (dBuV/m)	Limit (dBuV/m)	Margin (dB)	Remark
1	2564.899	42.78	17.69	60.47	74.00	-13.53	peak
2	2564.899	24.91	17.69	42.60	54.00	-11.40	AVG
3	2937.283	43.06	22.94	66.00	74.00	-8.00	peak
4	2937.283	25.96	22.94	48.90	54.00	-5.10	AVG
5	12790.133	31.19	27.47	58.66	74.00	-15.34	peak
6	12790.133	12.83	27.47	40.30	54.00	-13.70	AVG
7	17440.346	29.94	35.53	65.47	74.00	-8.53	peak
8	17440.346	11.77	35.53	47.30	54.00	-6.70	AVG

Project No.:	ZJ00029362	Polarization:	Vertical
Standard:	(RE)FCC PART 15 class B 3m	Power Source:	AC 120V/60Hz
Test item:	Radiation Test	Date:	2013-6-7
Temp./Hum.(%RH):	21/56%RH	Time:	14:24:29
EUT:	Blu-RAY DISC SYSTEM	Distance:	3m
Model:	BDS 280	Test Result:	Pass
Note:	WIFI-n20-2462		

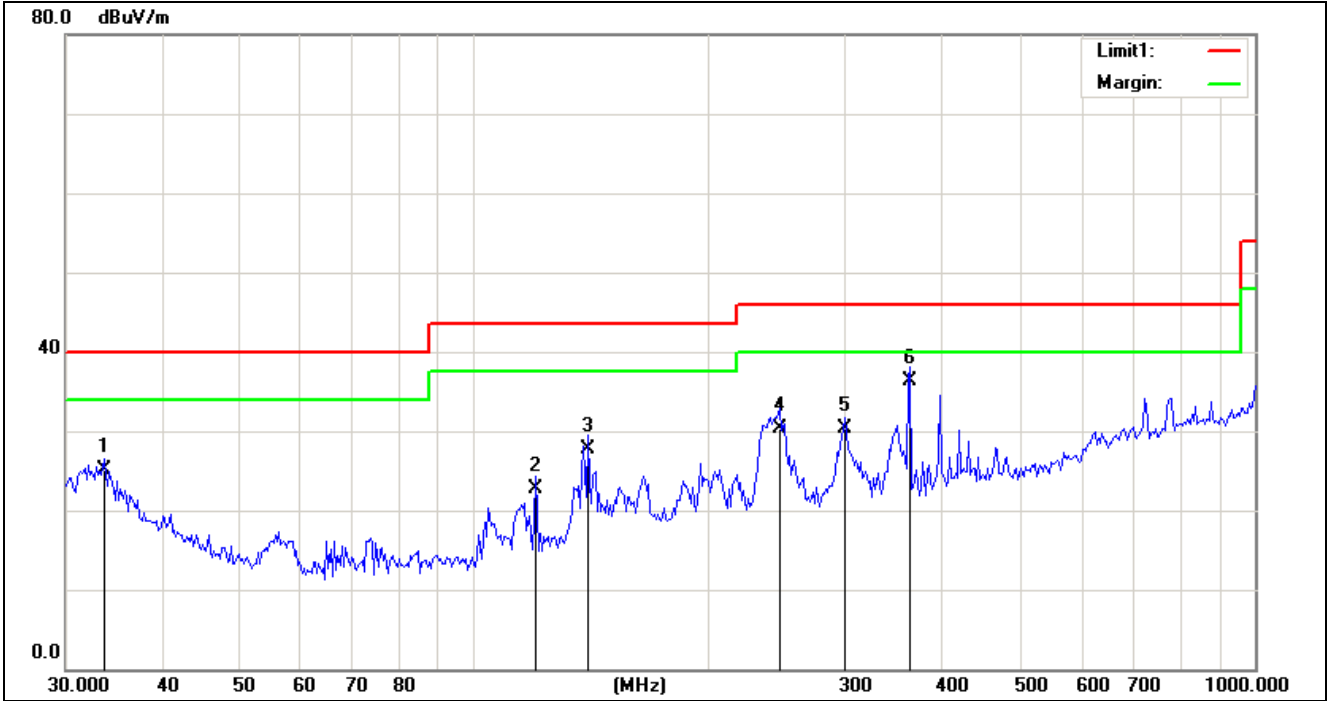


No.	Frequency (MHz)	Reading (dBuV/m)	Correct Factor(dB/m)	Result (dBuV/m)	Limit (dBuV/m)	Margin (dB)	Remark
1	34.1392	18.78	16.92	35.70	40.00	-4.30	QP
2	57.2505	18.62	8.48	27.10	40.00	-12.90	QP
3	65.5167	19.79	7.81	27.60	40.00	-12.40	QP
4	70.4821	20.72	7.68	28.40	40.00	-11.60	QP
5	120.2064	21.83	8.87	30.70	43.50	-12.80	QP
6	153.0627	21.08	10.32	31.40	43.50	-12.10	QP

Emission above 1GHz:

No.	Frequency (MHz)	Reading (dBuV/m)	Correct Factor(dB/m)	Result (dBuV/m)	Limit (dBuV/m)	Margin (dB)	Remark
1	1864.982	45.05	13.58	58.63	74.00	-15.37	peak
2	1864.982	26.62	13.58	40.20	54.00	-13.80	AVG
3	2022.306	41.96	14.19	56.15	74.00	-17.85	peak
4	2022.306	22.91	14.19	37.10	54.00	-16.90	AVG
5	12790.133	30.30	27.47	57.77	74.00	-16.23	peak
6	12790.133	11.93	27.47	39.40	54.00	-14.60	AVG
7	16801.328	29.69	34.94	64.63	74.00	-9.37	peak
8	16801.328	11.36	34.94	46.30	54.00	-7.70	AVG

Project No.:	ZJ00029362	Polarization:	Horizontal
Standard:	(RE)FCC PART 15 class B 3m	Power Source:	AC 120V/60Hz
Test item:	Radiation Test	Date:	2013-6-7
Temp./Hum.(%RH):	21/56%RH	Time:	13:54:56
EUT:	Blu-RAY DISC SYSTEM	Distance:	3m
Model:	BDS 280	Test Result:	Pass
Note:	WIFI-n20-2462		

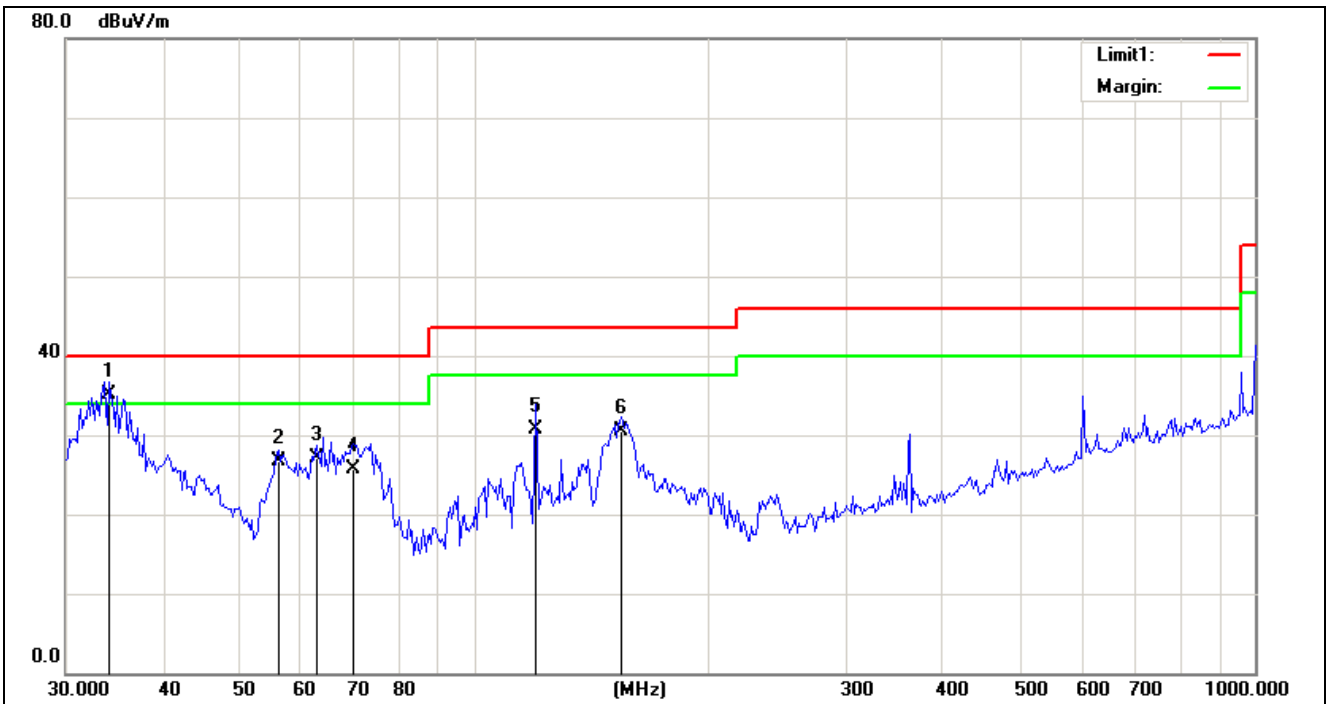


No.	Frequency (MHz)	Reading (dBuV/m)	Correct Factor(dB/m)	Result (dBuV/m)	Limit (dBuV/m)	Margin (dB)	Remark
1	33.5684	7.84	17.26	25.10	40.00	-14.90	QP
2	120.2064	13.93	8.87	22.80	43.50	-20.70	QP
3	139.9011	18.61	9.19	27.80	43.50	-15.70	QP
4	246.7815	16.86	13.54	30.40	46.00	-15.60	QP
5	298.7377	15.39	15.01	30.40	46.00	-15.60	QP
6	361.6326	18.93	17.47	36.40	46.00	-9.60	QP

Emission above 1GHz:

No.	Frequency (MHz)	Reading (dBuV/m)	Correct Factor(dB/m)	Result (dBuV/m)	Limit (dBuV/m)	Margin (dB)	Remark
1	1868.268	44.72	13.59	58.31	74.00	-15.69	peak
2	1868.268	26.01	13.59	39.60	54.00	-14.40	AVG
3	2546.900	36.96	17.48	54.44	74.00	-19.56	peak
4	2546.900	18.53	17.48	36.01	54.00	-17.99	AVG
5	10223.655	30.51	25.20	55.71	74.00	-18.29	peak
6	10223.655	13.90	25.20	39.10	54.00	-14.90	AVG
7	16801.328	29.92	34.94	64.86	74.00	-9.14	peak
8	16801.328	10.26	34.94	45.20	54.00	-8.80	AVG

Project No.:	ZJ00029362	Polarization:	Vertical
Standard:	(RE)FCC PART 15 class B 3m	Power Source:	AC 120V/60Hz
Test item:	Radiation Test	Date:	2013-6-7
Temp./Hum.(%RH):	21/56%RH	Time:	14:25:01
EUT:	Blu-RAY DISC SYSTEM	Distance:	3m
Model:	BDS 280	Test Result:	Pass
Note:	WIFI-n40-2422		

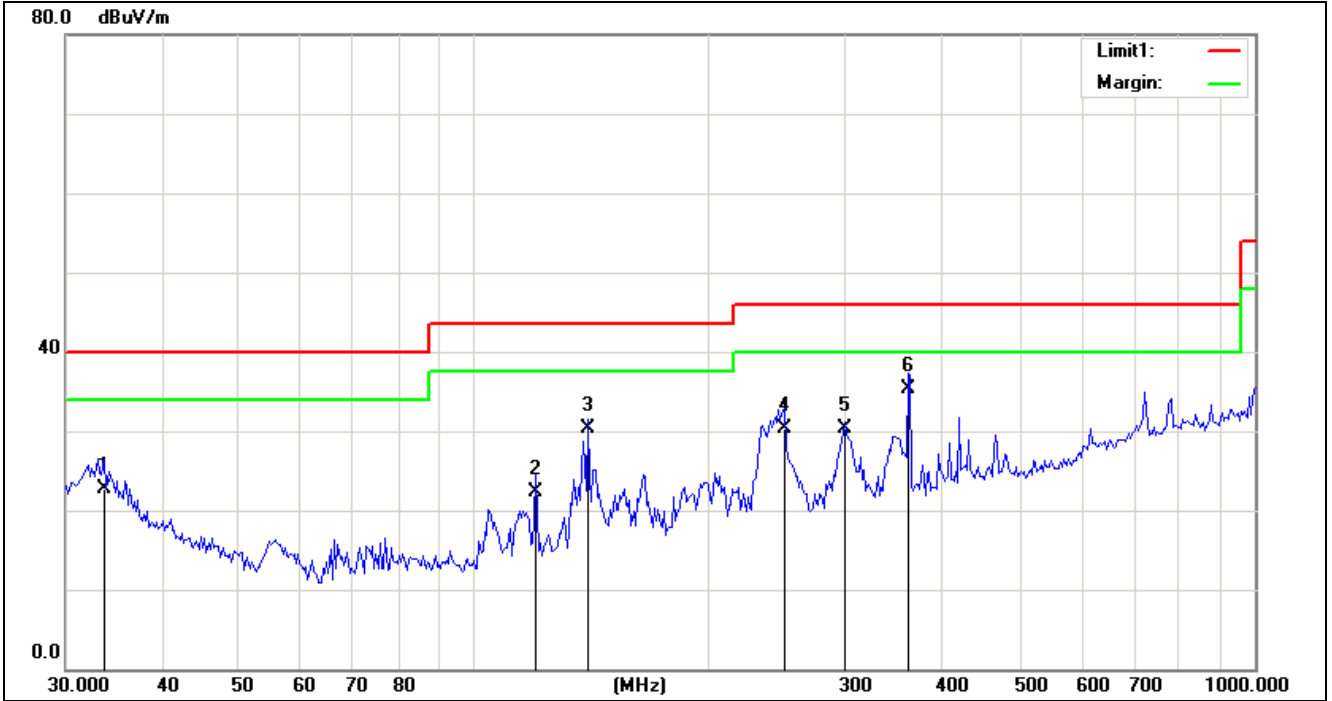


No.	Frequency (MHz)	Reading (dBuV/m)	Correct Factor(dB/m)	Result (dBuV/m)	Limit (dBuV/m)	Margin (dB)	Remark
1	34.1392	18.18	16.92	35.10	40.00	-4.90	QP
2	56.2935	18.15	8.65	26.80	40.00	-13.20	QP
3	62.9896	19.18	7.92	27.10	40.00	-12.90	QP
4	70.0870	18.05	7.65	25.70	40.00	-14.30	QP
5	120.2064	21.83	8.87	30.70	43.50	-12.80	QP
6	154.7926	20.20	10.40	30.60	43.50	-12.90	QP

Emission above 1GHz:

No.	Frequency (MHz)	Reading (dBuV/m)	Correct Factor(dB/m)	Result (dBuV/m)	Limit (dBuV/m)	Margin (dB)	Remark
1	1871.560	41.13	13.60	54.73	74.00	-19.27	peak
2	1871.560	22.80	13.60	36.40	54.00	-17.60	AVG
3	2875.878	39.68	22.09	61.77	74.00	-12.23	peak
4	2875.878	20.81	22.09	42.90	54.00	-11.10	AVG
5	9272.715	29.94	24.56	54.50	74.00	-19.50	peak
6	9272.715	14.94	24.56	39.50	54.00	-14.50	AVG
7	16995.414	29.31	35.73	65.04	74.00	-8.96	peak
8	16995.414	12.37	35.73	48.10	54.00	-5.90	AVG

Project No.:	ZJ00029362	Polarization:	Horizontal
Standard:	(RE)FCC PART 15 class B 3m	Power Source:	AC 120V/60Hz
Test item:	Radiation Test	Date:	2013-6-7
Temp./Hum.(%RH):	21/56%RH	Time:	13:55:43
EUT:	Blu-RAY DISC SYSTEM	Distance:	3m
Model:	BDS 280	Test Result:	Pass
Note:	WIFI-n40-2422		

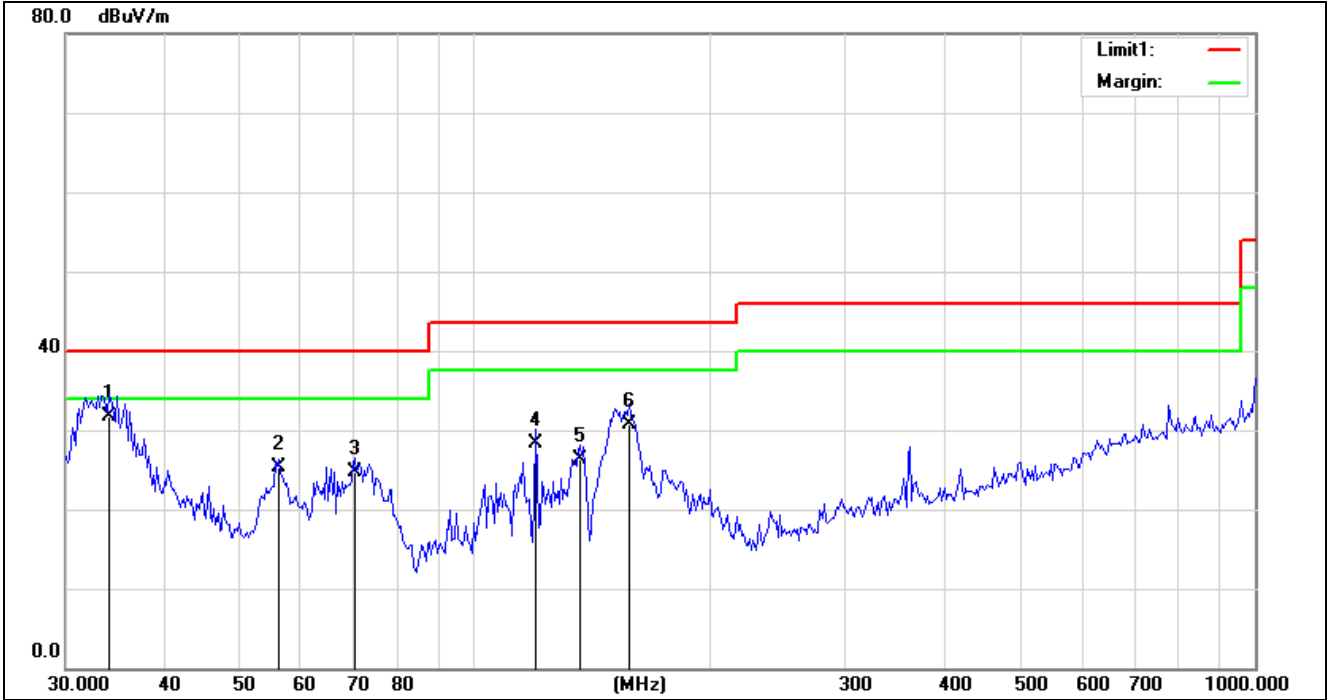


No.	Frequency (MHz)	Reading (dBuV/m)	Correct Factor(dB/m)	Result (dBuV/m)	Limit (dBuV/m)	Margin (dB)	Remark
1	33.5684	5.54	17.26	22.80	40.00	-17.20	QP
2	120.2064	13.53	8.87	22.40	43.50	-21.10	QP
3	139.9011	21.21	9.19	30.40	43.50	-13.10	QP
4	249.5706	16.74	13.66	30.40	46.00	-15.60	QP
5	298.7377	15.39	15.01	30.40	46.00	-15.60	QP
6	359.6061	17.96	17.44	35.40	46.00	-10.60	QP

Emission above 1GHz:

No.	Frequency (MHz)	Reading (dBuV/m)	Correct Factor(dB/m)	Result (dBuV/m)	Limit (dBuV/m)	Margin (dB)	Remark
1	1868.268	42.06	13.59	55.65	74.00	-18.35	peak
2	1868.268	24.61	13.59	38.20	54.00	-15.80	AVG
3	2875.878	38.01	22.09	60.10	74.00	-13.90	peak
4	2875.878	20.51	22.09	42.60	54.00	-11.40	AVG
5	9272.715	31.18	24.56	55.74	74.00	-18.26	peak
6	9272.715	10.54	24.56	35.10	54.00	-18.90	AVG
7	16801.328	31.39	34.94	66.33	74.00	-7.67	peak
8	16801.328	13.96	34.94	48.90	54.00	-5.10	AVG

Project No.:	ZJ00029362	Polarization:	Vertical
Standard:	(RE)FCC PART 15 class B 3m	Power Source:	AC 120V/60Hz
Test item:	Radiation Test	Date:	2013-6-7
Temp./Hum.(%RH):	21/56%RH	Time:	14:25:10
EUT:	Blu-RAY DISC SYSTEM	Distance:	3m
Model:	BDS 280	Test Result:	Pass
Note:	WIFI-n40-2437		

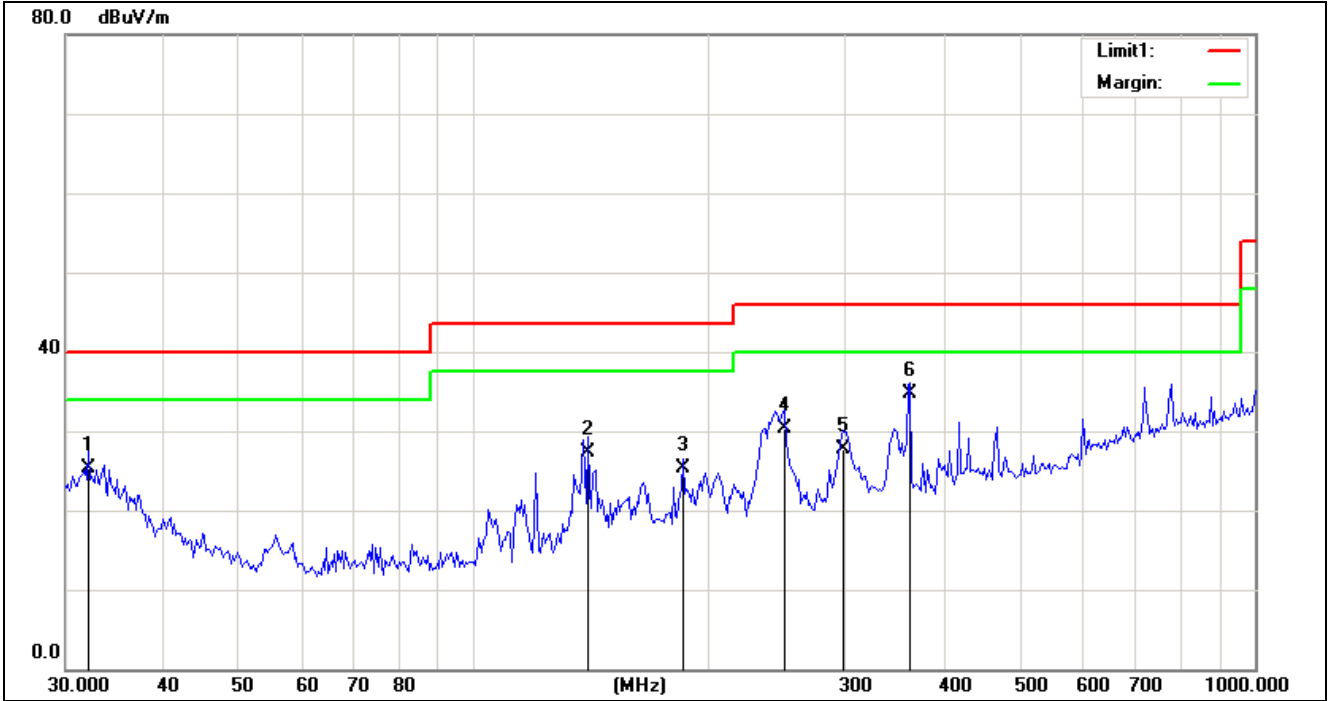


No.	Frequency (MHz)	Reading (dBuV/m)	Correct Factor(dB/m)	Result (dBuV/m)	Limit (dBuV/m)	Margin (dB)	Remark
1	34.1392	14.78	16.92	31.70	40.00	-8.30	QP
2	56.2935	16.65	8.65	25.30	40.00	-14.70	QP
3	70.4821	17.02	7.68	24.70	40.00	-15.30	QP
4	120.2064	19.53	8.87	28.40	43.50	-15.10	QP
5	136.7915	17.38	9.02	26.40	43.50	-17.10	QP
6	158.3114	20.10	10.60	30.70	43.50	-12.80	QP

Emission above 1GHz:

No.	Frequency (MHz)	Reading (dBuV/m)	Correct Factor(dB/m)	Result (dBuV/m)	Limit (dBuV/m)	Margin (dB)	Remark
1	1868.268	42.76	13.59	56.35	74.00	-17.65	peak
2	1868.268	23.51	13.59	37.10	54.00	-16.90	AVG
3	2926.959	37.77	22.79	60.56	74.00	-13.44	peak
4	2926.959	19.31	22.79	42.10	54.00	-11.90	AVG
5	10135.964	31.57	25.40	56.97	74.00	-17.03	peak
6	10135.964	14.00	25.40	39.40	54.00	-14.60	AVG
7	16849.641	30.79	35.14	65.93	74.00	-8.07	peak
8	16849.641	13.36	35.14	48.50	54.00	-5.50	AVG

Project No.:	ZJ00029362	Polarization:	Horizontal
Standard:	(RE)FCC PART 15 class B 3m	Power Source:	AC 120V/60Hz
Test item:	Radiation Test	Date:	2013-6-7
Temp./Hum.(%RH):	21/56%RH	Time:	13:56:33
EUT:	Blu-RAY DISC SYSTEM	Distance:	3m
Model:	BDS 280	Test Result:	Pass
Note:	WIFI-n40-2437		

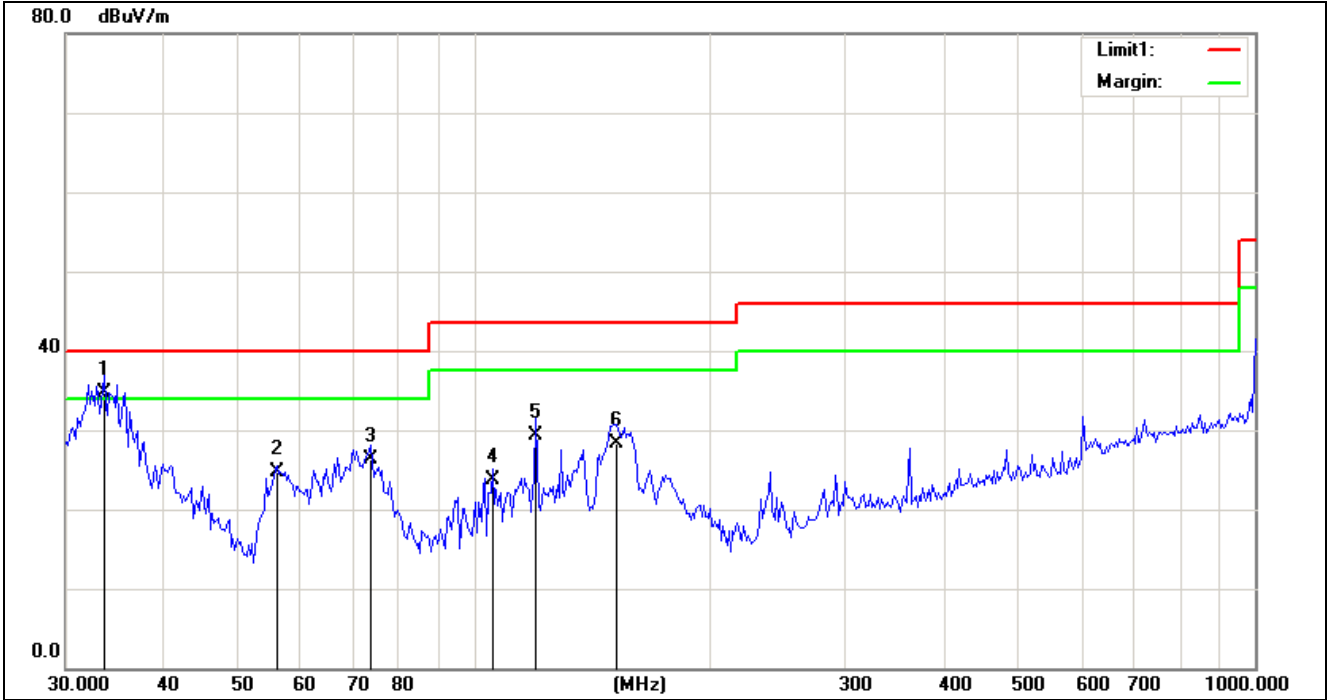


No.	Frequency (MHz)	Reading (dBuV/m)	Correct Factor(dB/m)	Result (dBuV/m)	Limit (dBuV/m)	Margin (dB)	Remark
1	32.0927	7.16	18.14	25.30	40.00	-14.70	QP
2	139.9011	18.21	9.19	27.40	43.50	-16.10	QP
3	185.2878	14.11	11.29	25.40	43.50	-18.10	QP
4	249.5706	16.74	13.66	30.40	46.00	-15.60	QP
5	297.0638	12.85	14.95	27.80	46.00	-18.20	QP
6	361.6326	17.23	17.47	34.70	46.00	-11.30	QP

Emission above 1GHz:

No.	Frequency (MHz)	Reading (dBuV/m)	Correct Factor(dB/m)	Result (dBuV/m)	Limit (dBuV/m)	Margin (dB)	Remark
1	1668.168	40.76	13.59	54.35	74.00	-19.65	peak
2	1668.168	21.51	13.59	35.10	54.00	-18.90	AVG
3	2826.359	32.77	22.79	58.56	74.00	-15.44	peak
4	2826.359	17.31	22.79	40.10	54.00	-13.90	AVG
5	9219.616	30.93	24.49	55.42	74.00	-18.58	peak
6	9219.616	12.91	24.49	37.40	54.00	-16.60	AVG
7	16801.328	30.99	34.94	65.93	74.00	-8.07	peak
8	16801.328	13.16	34.94	48.10	54.00	-5.90	AVG

Project No.:	ZJ00029362	Polarization:	Vertical
Standard:	(RE)FCC PART 15 class B 3m	Power Source:	AC 120V/60Hz
Test item:	Radiation Test	Date:	2013-6-7
Temp./Hum.(%RH):	21/56%RH	Time:	14:25:21
EUT:	Blu-RAY DISC SYSTEM	Distance:	3m
Model:	BDS 280	Test Result:	Pass
Note:	WIFI-n40-2452		

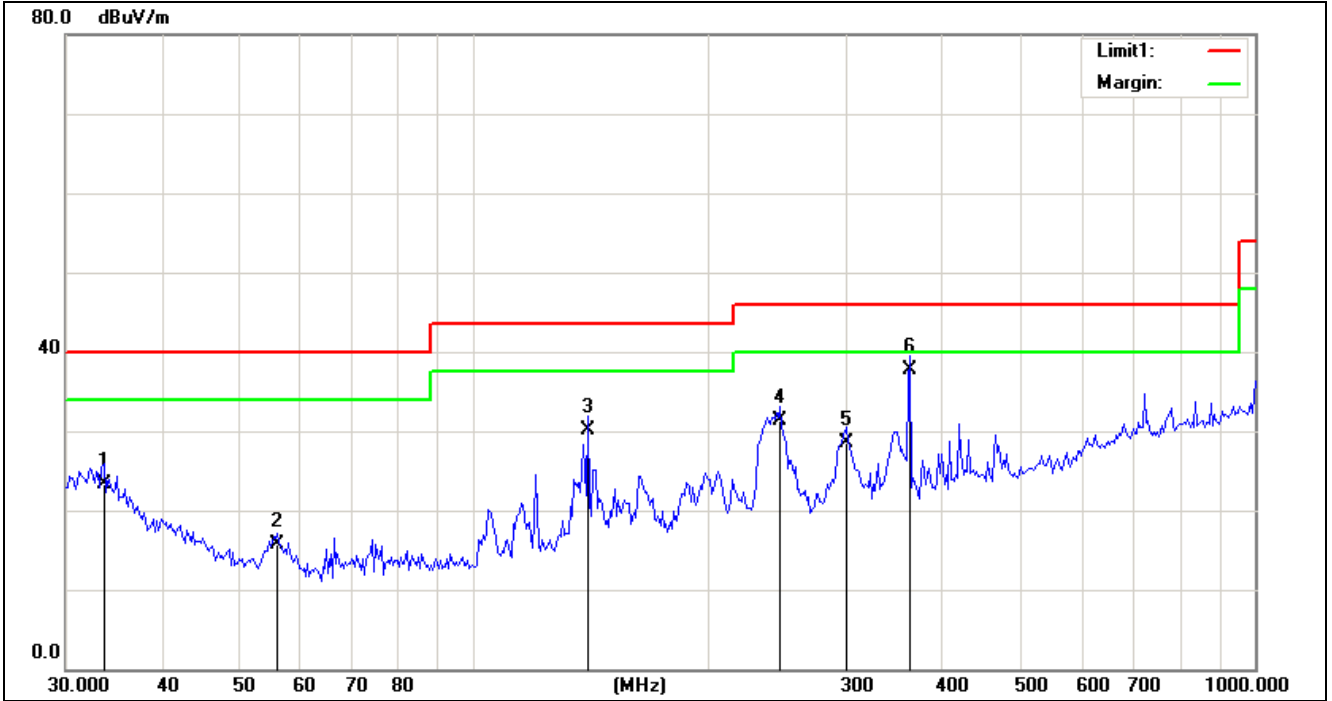


No.	Frequency (MHz)	Reading (dBuV/m)	Correct Factor(dB/m)	Result (dBuV/m)	Limit (dBuV/m)	Margin (dB)	Remark
1	33.5684	17.54	17.26	34.80	40.00	-5.20	QP
2	55.9780	15.99	8.71	24.70	40.00	-15.30	QP
3	73.7229	18.32	7.98	26.30	40.00	-13.70	QP
4	105.6320	13.99	9.71	23.70	43.50	-19.80	QP
5	120.2064	20.53	8.87	29.40	43.50	-14.10	QP
6	152.2050	18.14	10.26	28.40	43.50	-15.10	QP

Emission above 1GHz:

No.	Frequency (MHz)	Reading (dBuV/m)	Correct Factor(dB/m)	Result (dBuV/m)	Limit (dBuV/m)	Margin (dB)	Remark
1	1864.982	43.73	13.58	57.31	74.00	-16.69	peak
2	1864.982	25.82	13.58	39.40	54.00	-14.60	AVG
3	2596.705	38.28	18.03	56.31	74.00	-17.69	peak
4	2596.705	19.17	18.03	37.20	54.00	-16.80	AVG
5	9272.715	29.94	24.56	54.50	74.00	-19.50	peak
6	9272.715	14.94	24.56	39.50	54.00	-14.50	AVG
7	16995.414	29.31	35.73	65.04	74.00	-8.96	peak
8	16995.414	12.37	35.73	48.10	54.00	-5.90	AVG

Project No.:	ZJ00029362	Polarization:	Horizontal
Standard:	(RE)FCC PART 15 class B 3m	Power Source:	AC 120V/60Hz
Test item:	Radiation Test	Date:	2013-6-7
Temp./Hum.(%RH):	21/56%RH	Time:	13:57:20
EUT:	Blu-RAY DISC SYSTEM	Distance:	3m
Model:	BDS 280	Test Result:	Pass
Note:	WIFI-n40-2452		



No.	Frequency (MHz)	Reading (dBuV/m)	Correct Factor(dB/m)	Result (dBuV/m)	Limit (dBuV/m)	Margin (dB)	Remark
1	33.5684	6.14	17.26	23.40	40.00	-16.60	QP
2	55.9780	6.99	8.71	15.70	40.00	-24.30	QP
3	139.9011	21.01	9.19	30.20	43.50	-13.30	QP
4	246.7814	17.86	13.54	31.40	46.00	-14.60	QP
5	300.4211	13.43	15.07	28.50	46.00	-17.50	QP
6	361.6326	20.23	17.47	37.70	46.00	-8.30	QP

Emission above 1GHz:

No.	Frequency (MHz)	Reading (dBuV/m)	Correct Factor(dB/m)	Result (dBuV/m)	Limit (dBuV/m)	Margin (dB)	Remark
1	1868.268	43.22	13.59	56.81	74.00	-17.19	peak
2	1868.268	23.51	13.59	37.10	54.00	-16.90	AVG
3	2932.117	37.93	22.87	60.80	74.00	-13.20	peak
4	2932.117	16.93	22.87	39.80	54.00	-14.20	AVG
5	9272.715	31.18	24.56	55.74	74.00	-18.26	peak
6	9272.715	10.54	24.56	35.10	54.00	-18.90	AVG
7	16801.328	31.39	34.94	66.33	74.00	-7.67	peak
8	16801.328	13.96	34.94	48.90	54.00	-5.10	AVG

Note: Below 30MHz, since the radiated emission of the EUT is too weak to be detected.

7. 6dB BANDWIDTH TESTING

7.1 LIMITS

Systems using digital modulation techniques may operate in the 902–928 MHz, 2400–2483.5 MHz, and 5725–5850 MHz bands. The minimum 6 dB bandwidth shall be at least 500 kHz.

7.2 TEST PROCEDURES

Test procedures follow ANSI C63.4:2009 and KDB 558074 D01 DTS Measurement Guidance v03r01.

1. Check the calibration of the measuring instrument using either an internal calibrator or a known signal from an external generator.
2. Position the EUT without connection to measurement instrument. Turn on the EUT and connect it to measurement instrument. Then set it to any one convenient frequency within its operating range. Set a reference level on the measuring instrument equal to the highest peak value.
3. Set resolution bandwidth (RBW) = 100kHz. Set the video bandwidth (VBW) $\geq 3 \times$ RBW. Detector = Peak. Trace mode = max hold. Sweep = auto couple. Allow the trace to stabilize.
4. Measure the maximum width of the emission that is constrained by the frequencies associated with the two outermost amplitude points (upper and lower) that are attenuated by 6 dB relative to the maximum level measured in the fundamental emission. Compare the resultant bandwidth with the RBW setting of the analyzer.
5. Repeat above procedures until all frequencies measured were complete.

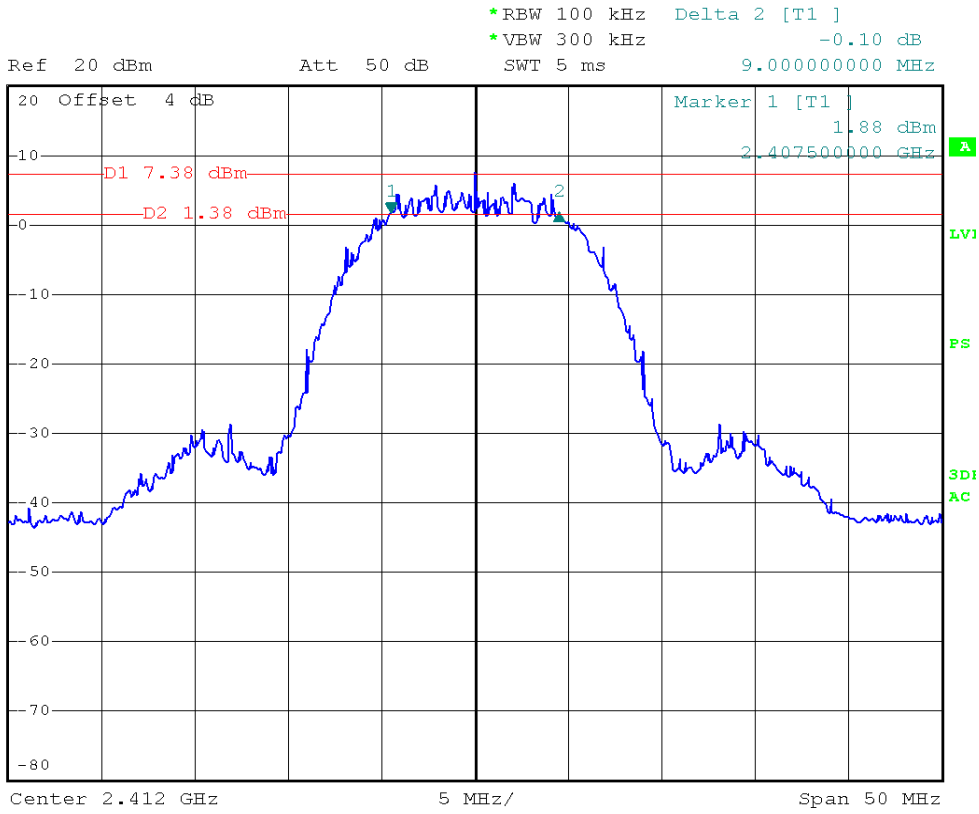
7.3 TEST SETUP



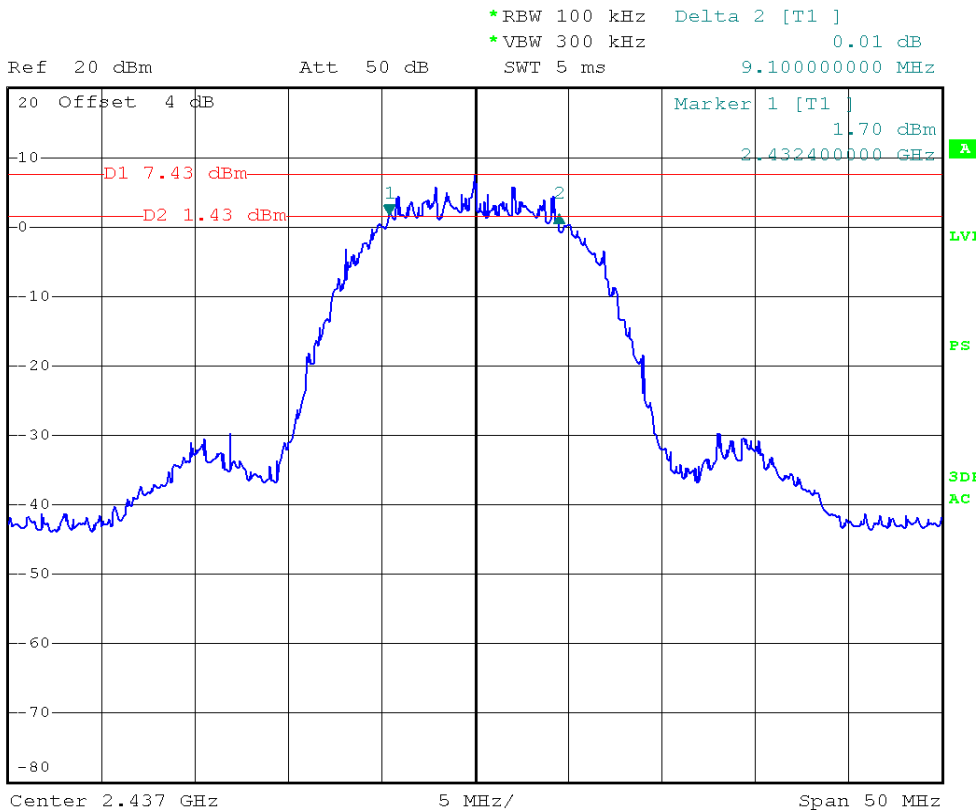
7.4 TEST RESULTS

Channel	Channel Frequency (MHz)	Data Rate (Mbps)	6dB Bandwidth (MHz)	Limit (kHz)
802.11b Mode				
Low Channel	2412	11	9.00	> 500
Middle Channel	2437	11	9.10	> 500
High Channel	2462	11	9.00	> 500

802.11b mode:
Channel 2412MHz



Channel 2437MHz



Channel 2462MHz

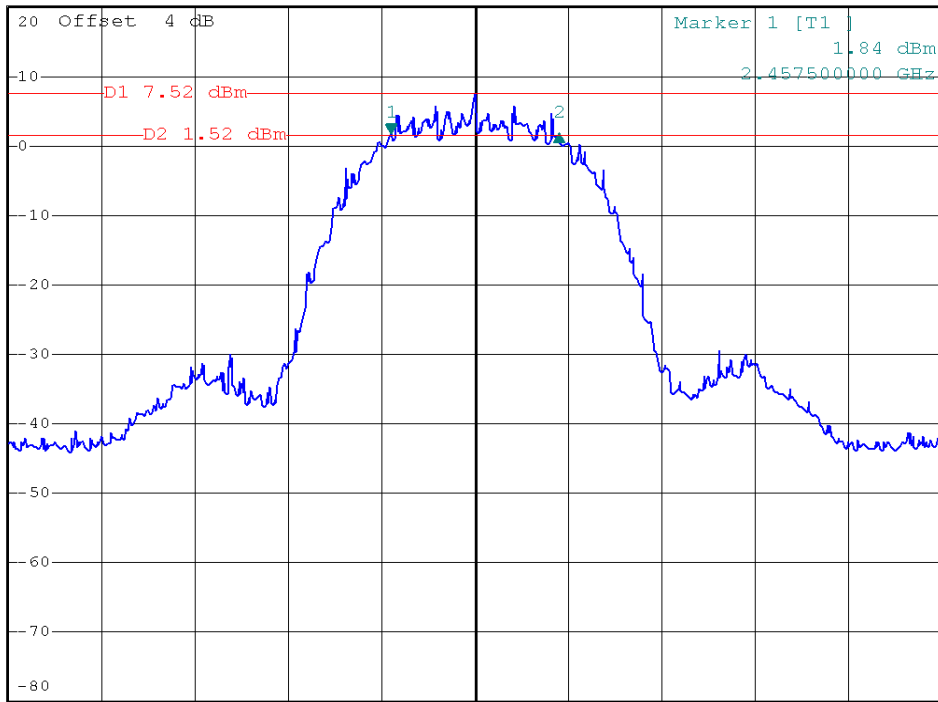


*RBW 100 kHz Delta 2 [T1]
*VBW 300 kHz -0.03 dB
SWT 5 ms 9.000000000 MHz

Ref 20 dBm

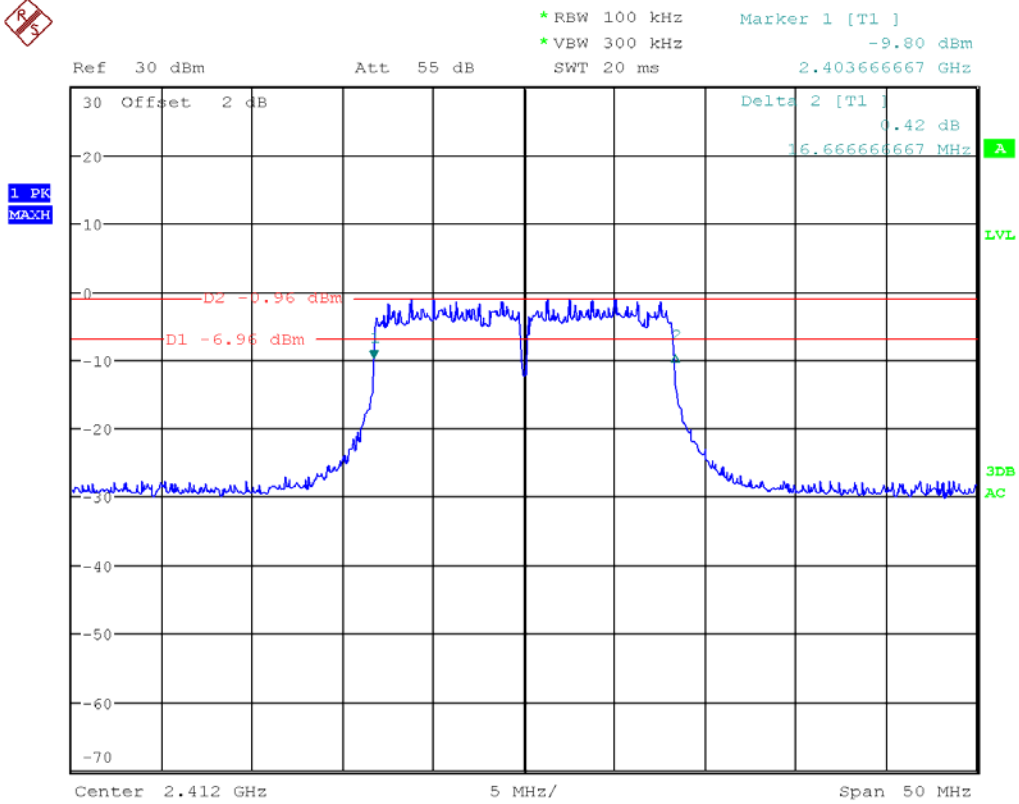
Att 50 dB

1 PK
MAXH

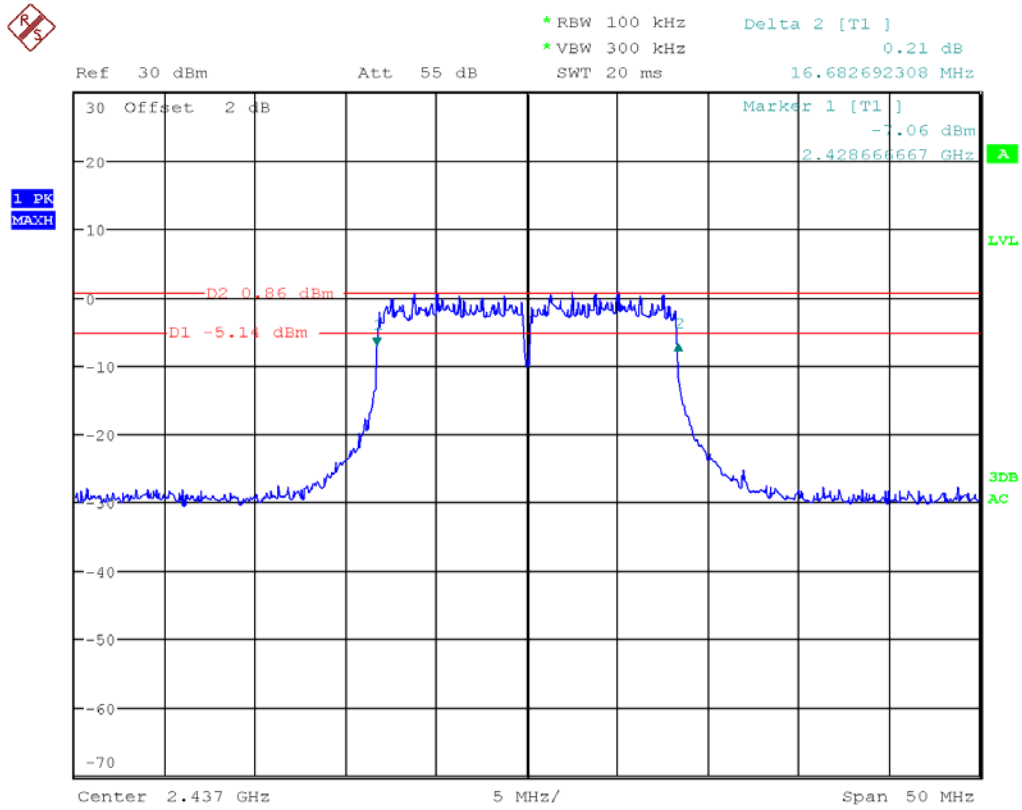


Channel	Channel Frequency (MHz)	Data Rate (Mbps)	6dB Bandwidth (MHz)	Limit (kHz)
802.11g Mode				
Low Channel	2412	54	16.67	> 500
Middle Channel	2437	54	16.68	> 500
High Channel	2462	54	16.68	> 500

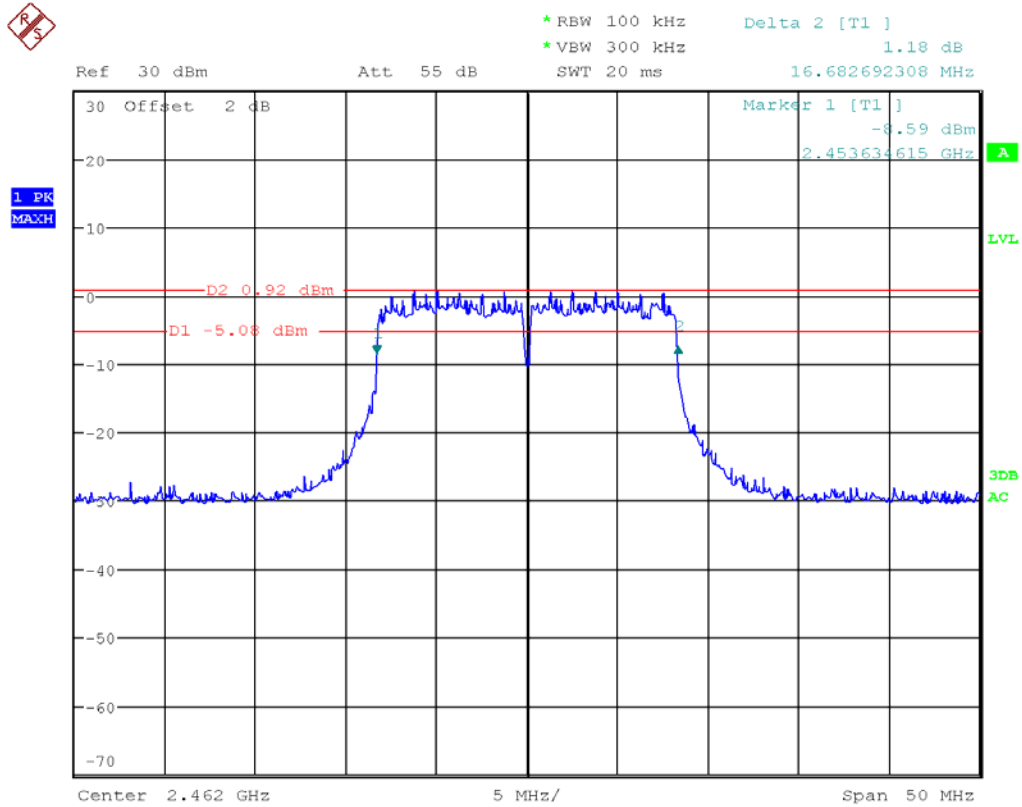
802.11g mode:
Channel 2412MHz



Channel 2437MHz

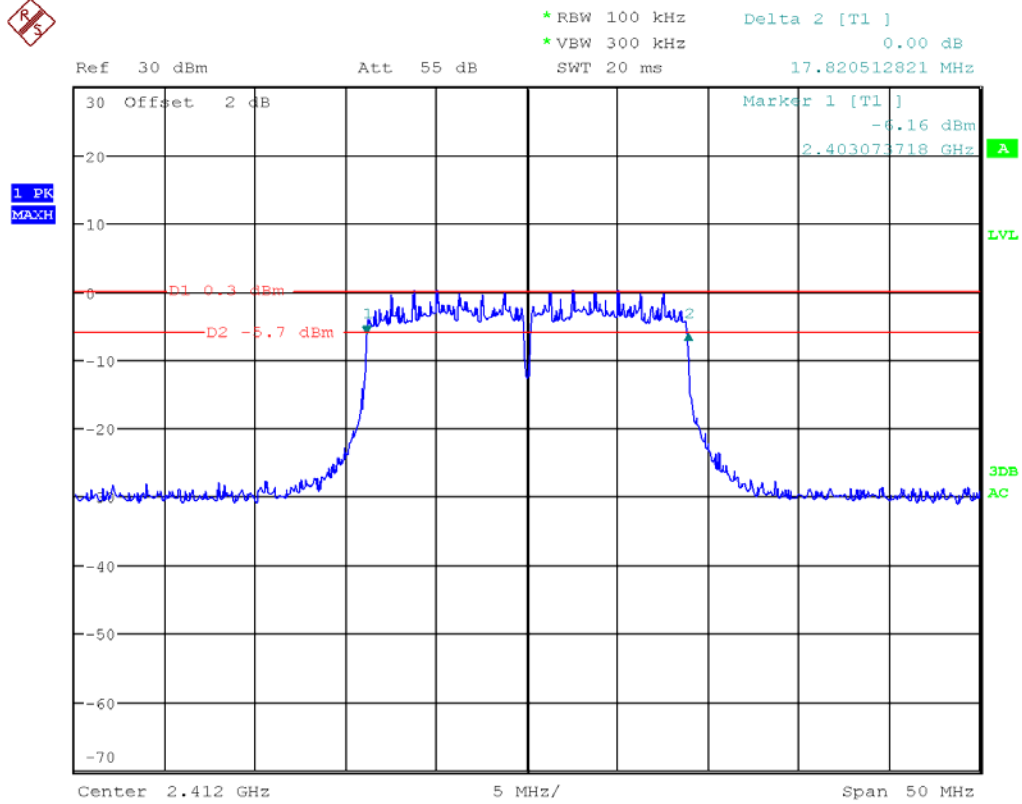


Channel 2462MHz



Channel	Channel Frequency (MHz)	Data Rate (Mbps)	6dB Bandwidth (MHz)	Limit (kHz)
802.11n20 Mode				
Low Channel	2412	MCS7	17.82	> 500
Middle Channel	2437	MCS7	17.77	> 500
High Channel	2462	MCS7	17.85	> 500

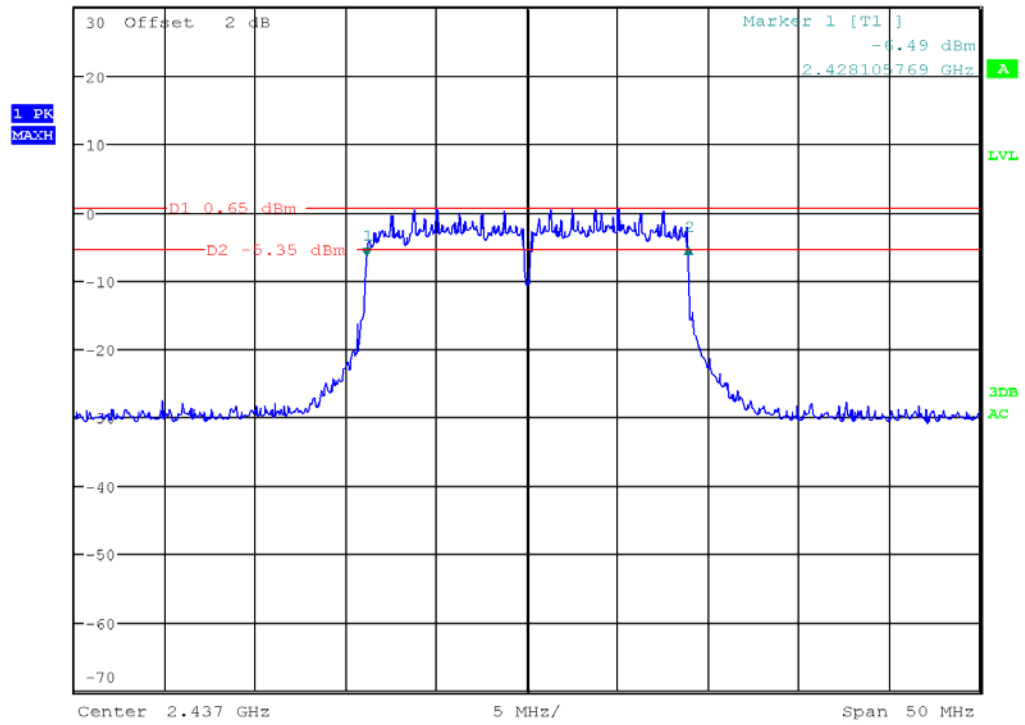
802.11n20 mode:
Channel 2412MHz



Channel 2437MHz



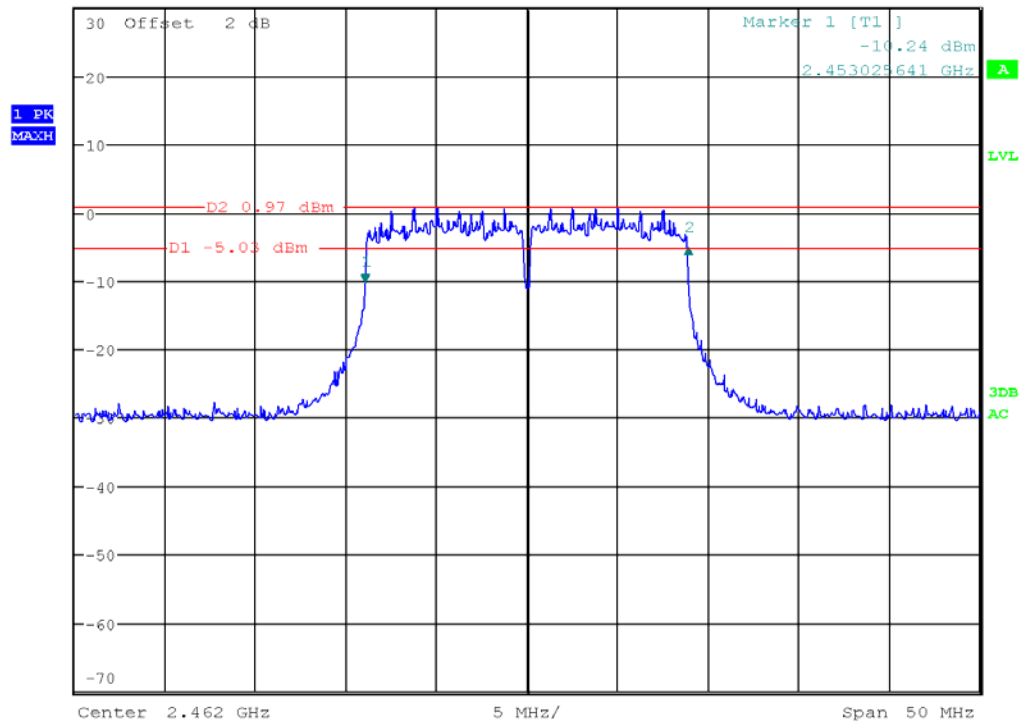
*RBW 100 kHz Delta 2 [T1]
*VBW 300 kHz 1.35 dB
Ref 30 dBm Att 55 dB SWT 20 ms 17.772435897 MHz



Channel 2462MHz

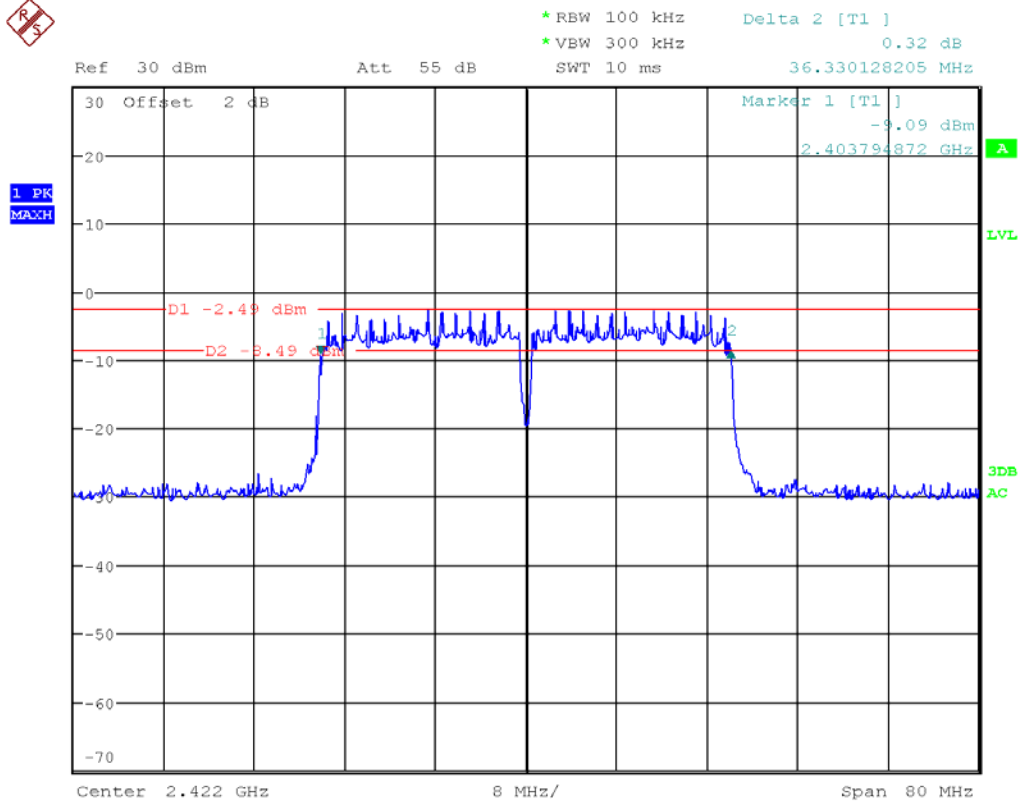


*RBW 100 kHz Delta 2 [T1]
*VBW 300 kHz 5.05 dB
Ref 30 dBm Att 55 dB SWT 20 ms 17.852564103 MHz

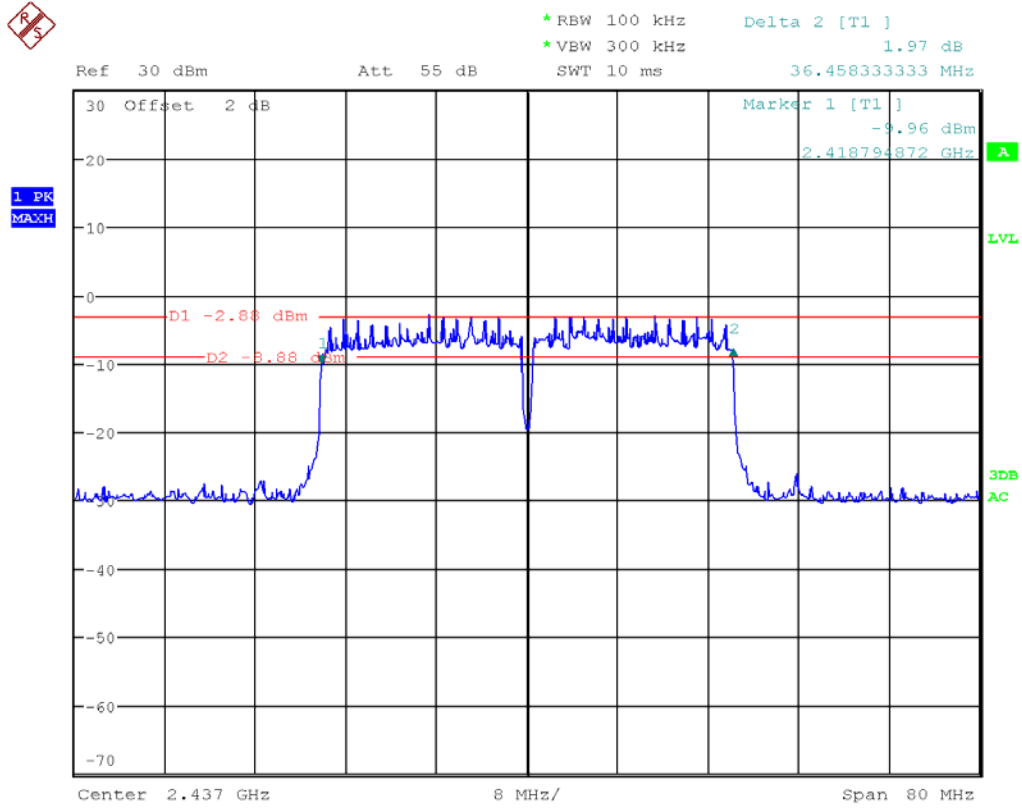


Channel	Channel Frequency (MHz)	Data Rate (Mbps)	6dB Bandwidth (MHz)	Limit (kHz)
802.11n40 Mode				
Low Channel	2422	MCS15	36.33	> 500
Middle Channel	2437	MCS15	36.46	> 500
High Channel	2452	MCS15	36.07	> 500

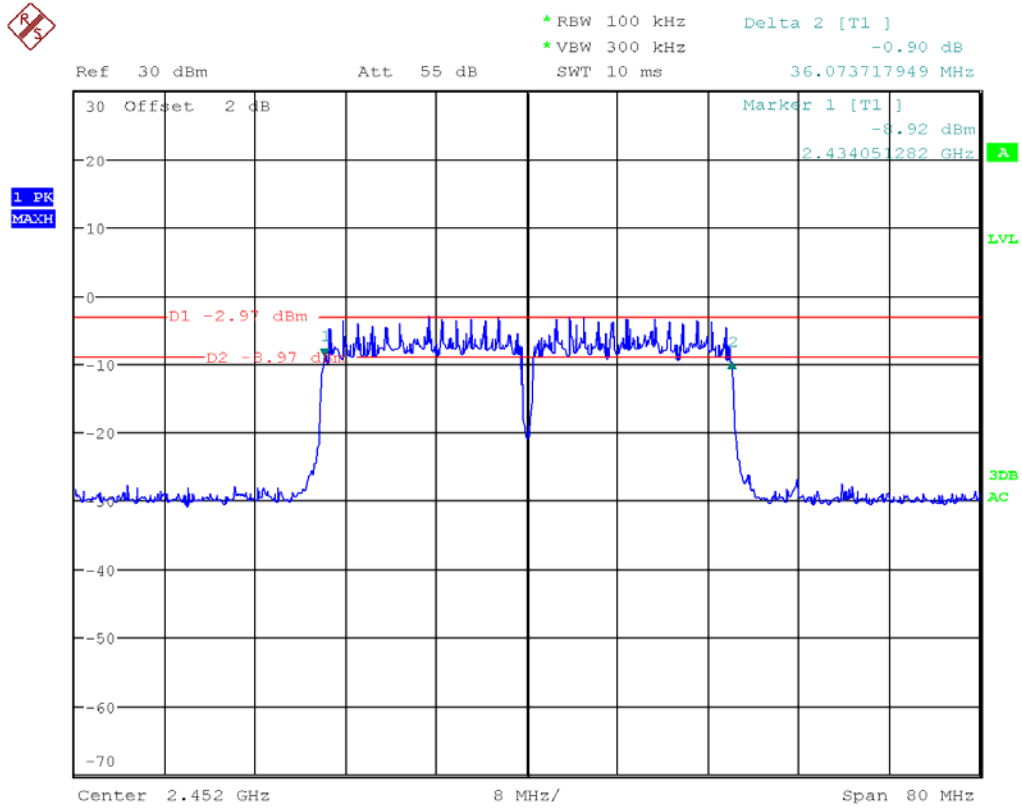
802.11n40 mode:
Channel 2422MHz



Channel 2437MHz



Channel 2452MHz



8. MAXIMUM PEAK OUTPUT POWER

8.1 LIMITS

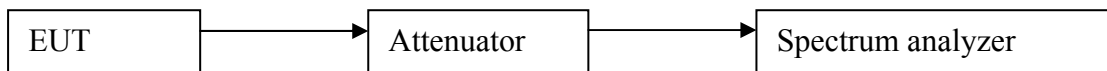
The maximum Peak output power measurement is 1W

8.2 TEST PROCEDURES

Test procedures follow KDB 558074 D01 DTS Measurement Guidance v03r01.

1. Place the EUT on a bench and set it in transmitting mode.
2. Remove the antenna from the EUT and then connect a low loss RF cable from the antenna port to an EMI Test Receiver.
3. The spectrum analyzer resolution bandwidth that is \leq EBW. So we test the Maximum Conducted Output Power — Integrated band power method.
4. Set the analyzer span $\geq 1.5 \times$ DTS bandwidth. Set the RBW = 1 MHz. Set the VBW ≥ 3 MHz. Sweep time = auto couple. Detector = peak. Allow trace to fully stabilize.

8.3 TEST SETUP

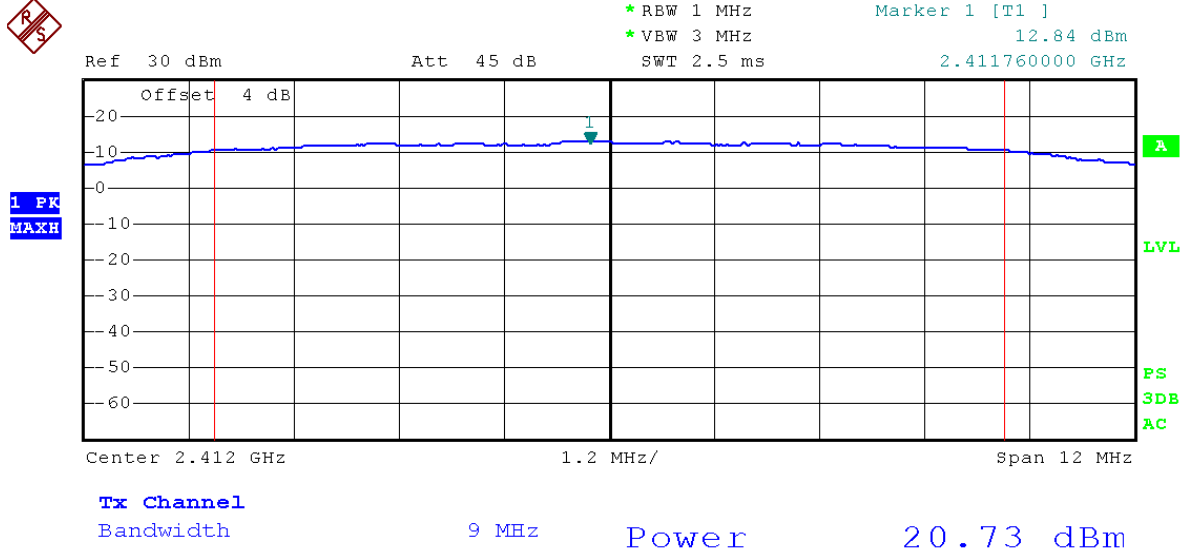


8.4 TEST RESULTS

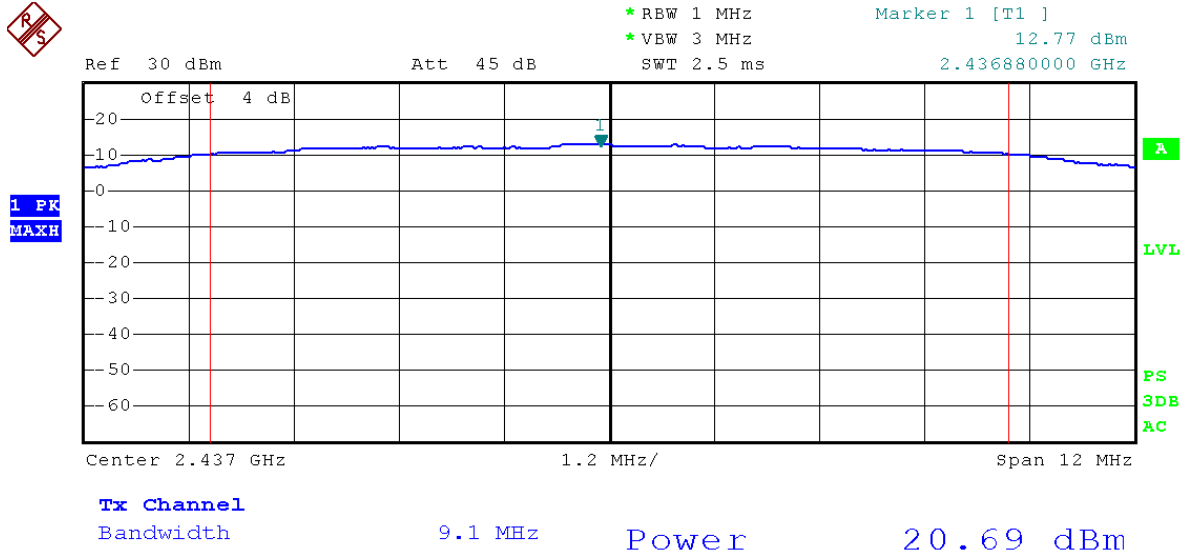
802.11b Mode:

Channel No.	Frequency (MHz)	Mode	Data Rate	Measured Channel Power (dBm)	Limit	Result
1	2412	802.11b	1Mbps	20.11	1W (30dBm)	Pass
6	2437			20.06		Pass
11	2462			20.05		Pass
1	2412		2Mbps	20.35		Pass
6	2437			20.21		Pass
11	2462			20.13		Pass
1	2412		5.5Mbps	20.58		Pass
6	2437			20.54		Pass
11	2462			20.36		Pass
1	2412		11Mbps	20.73		Pass
6	2437			20.69		Pass
11	2462			20.47		Pass

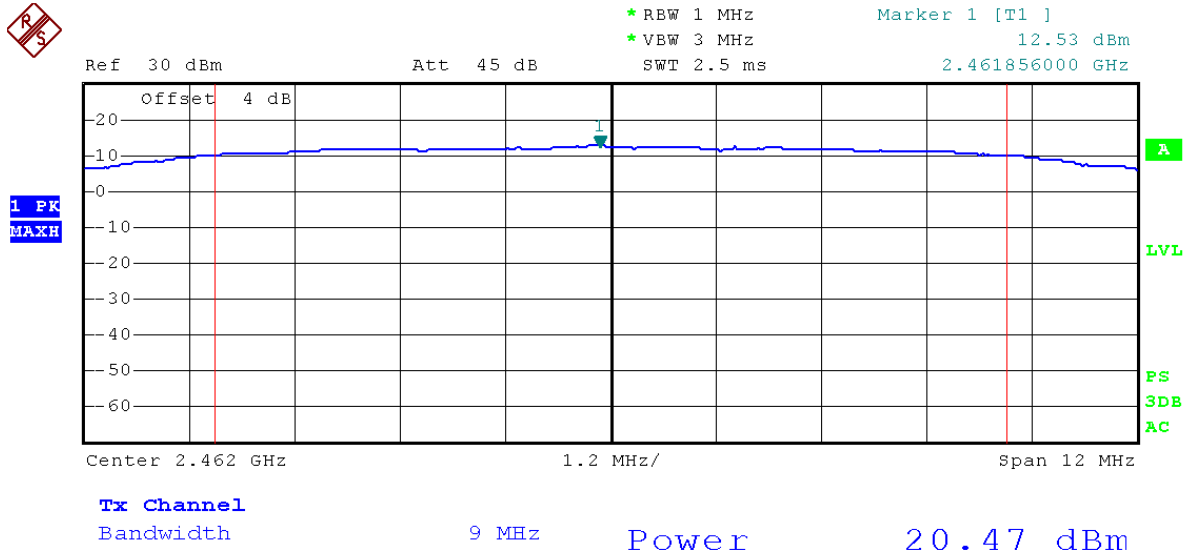
802.11b mode: 11Mbps
Channel 2412MHz



Channel 2437MHz



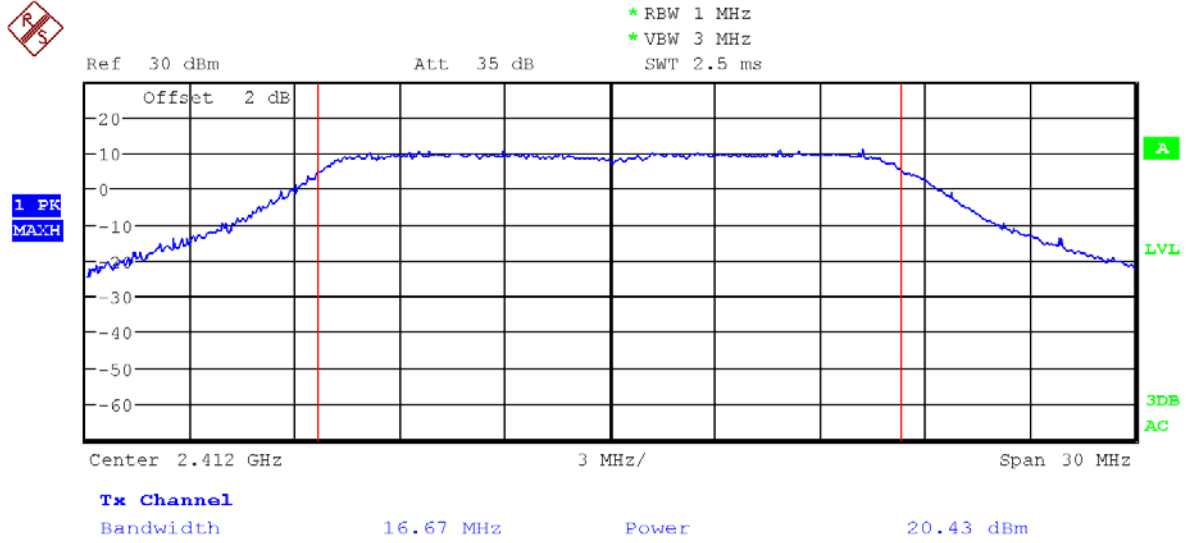
Channel 2462MHz



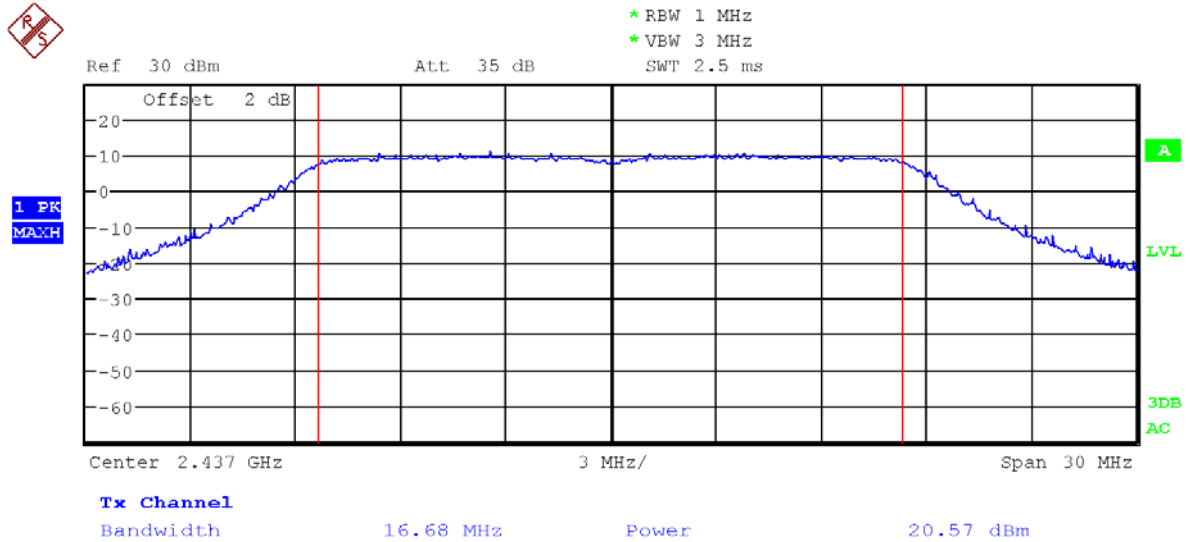
802.11g Mode:

Channel No.	Frequency (MHz)	Mode	Data Rate	Measured Channel Power (dBm)	Limit	Result
1	2412	802.11g	6Mbps	19.63	1W (30dbm)	Pass
6	2437			19.59		Pass
11	2462			19.59		Pass
1	2412		9Mbps	19.73		Pass
6	2437			19.79		Pass
11	2462			19.71		Pass
1	2412		12Mbps	19.78		Pass
6	2437			19.97		Pass
11	2462			19.85		Pass
1	2412		18Mbps	20.01		Pass
6	2437			20.17		Pass
11	2462			20.10		Pass
1	2412		24Mbps	20.09		Pass
6	2437			20.14		Pass
11	2462			20.41		Pass
1	2412		36Mbps	20.14		Pass
6	2437			20.21		Pass
11	2462			20.51		Pass
1	2412		48Mbps	20.22		Pass
6	2437			20.34		Pass
11	2462			20.69		Pass
1	2412	54Mbps	20.43	Pass		
6	2437		20.57	Pass		
11	2462		21.02	Pass		

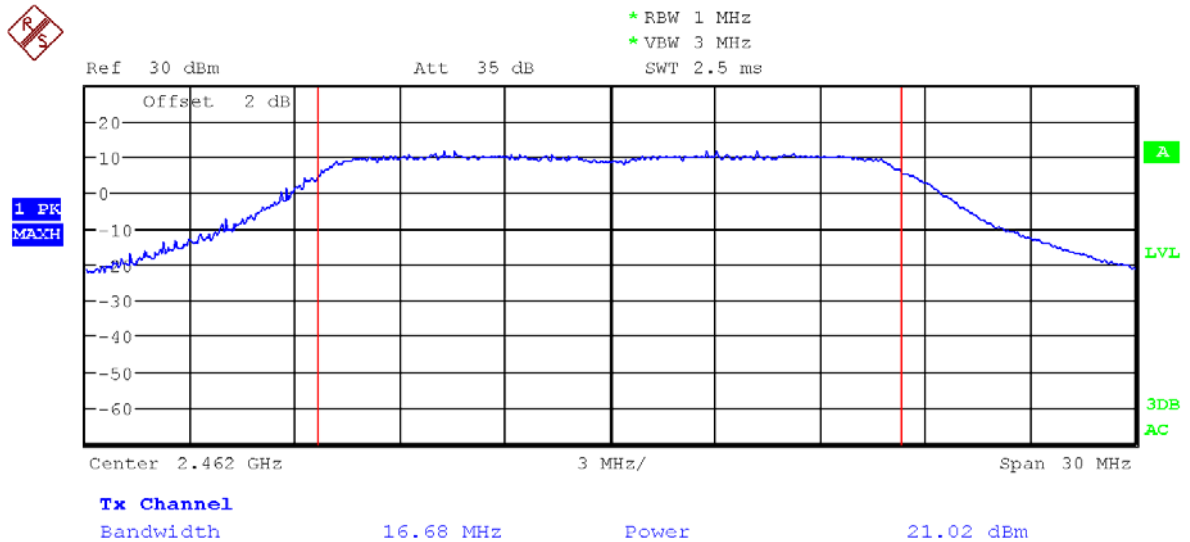
802.11g mode: 54Mbps
Channel 2412MHz



Channel 2437MHz



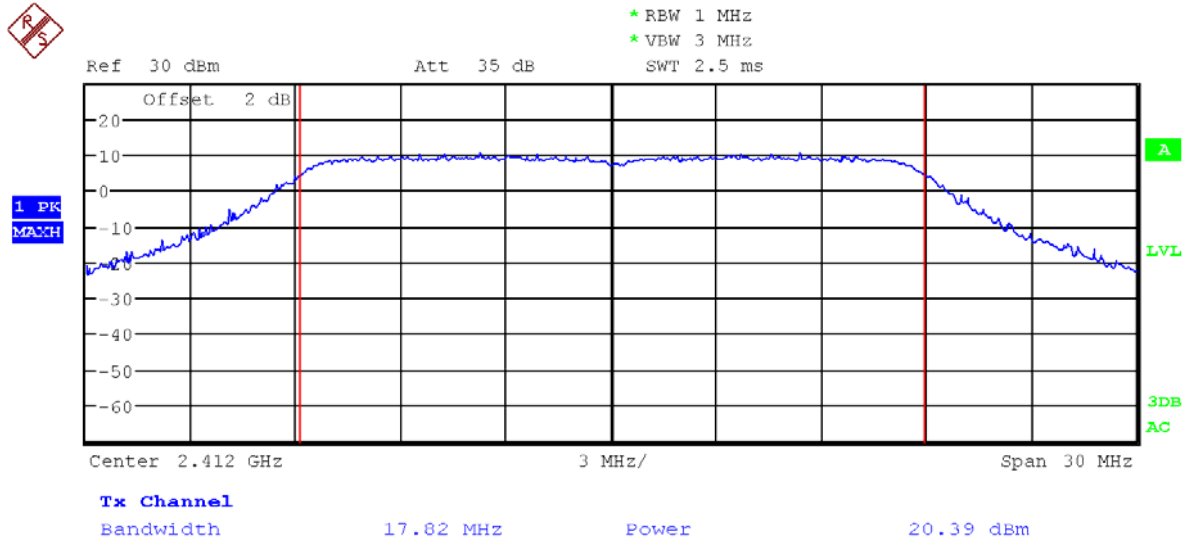
Channel 2462MHz



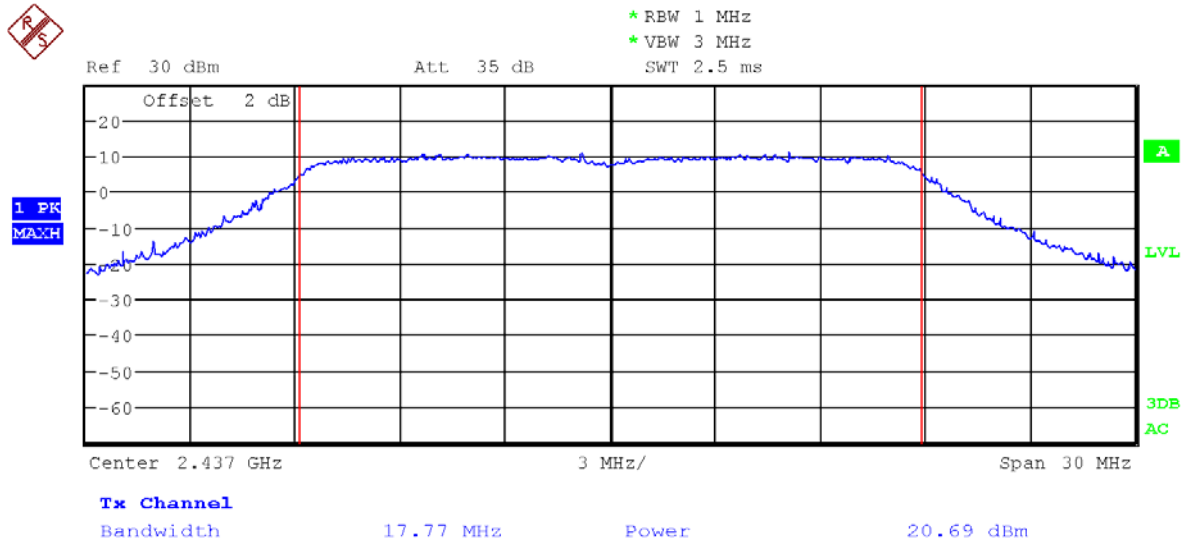
802.11n20 Mode:

Channel No.	Frequency (MHz)	Mode	Data Rate	Measured Power(dBm)	Limit	Result
1	2412	802.11n20	MCS0	19.49	1W (30dBm)	Pass
6	2437			19.68		Pass
11	2462			19.51		Pass
1	2412		MCS1	19.66		Pass
6	2437			19.81		Pass
11	2462			19.70		Pass
1	2412		MCS2	19.83		Pass
6	2437			19.97		Pass
11	2462			19.86		Pass
1	2412		MCS3	20.03		Pass
6	2437			20.12		Pass
11	2462			19.97		Pass
1	2412		MCS4	20.27		Pass
6	2437			20.55		Pass
11	2462			20.36		Pass
1	2412		MCS5	20.43		Pass
6	2437			20.71		Pass
11	2462			20.59		Pass
1	2412		MCS6	20.27		Pass
6	2437			20.58		Pass
11	2462			20.63		Pass
1	2412	MCS7	20.39	Pass		
6	2437		20.69	Pass		
11	2462		20.72	Pass		

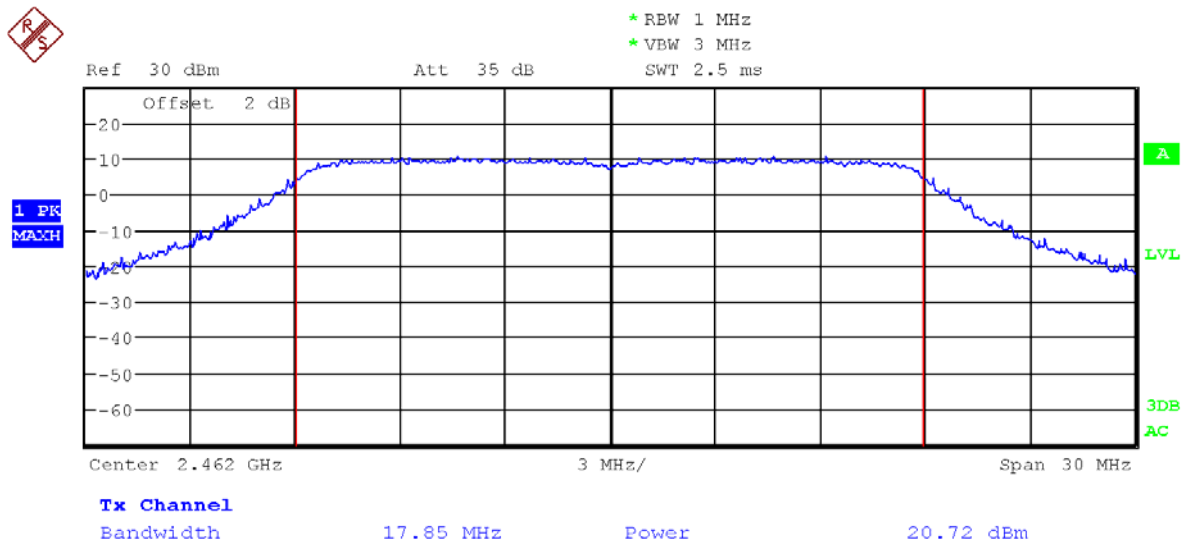
802.11n20 mode: 135 Mbps
Channel 2412MHz



Channel 2437MHz



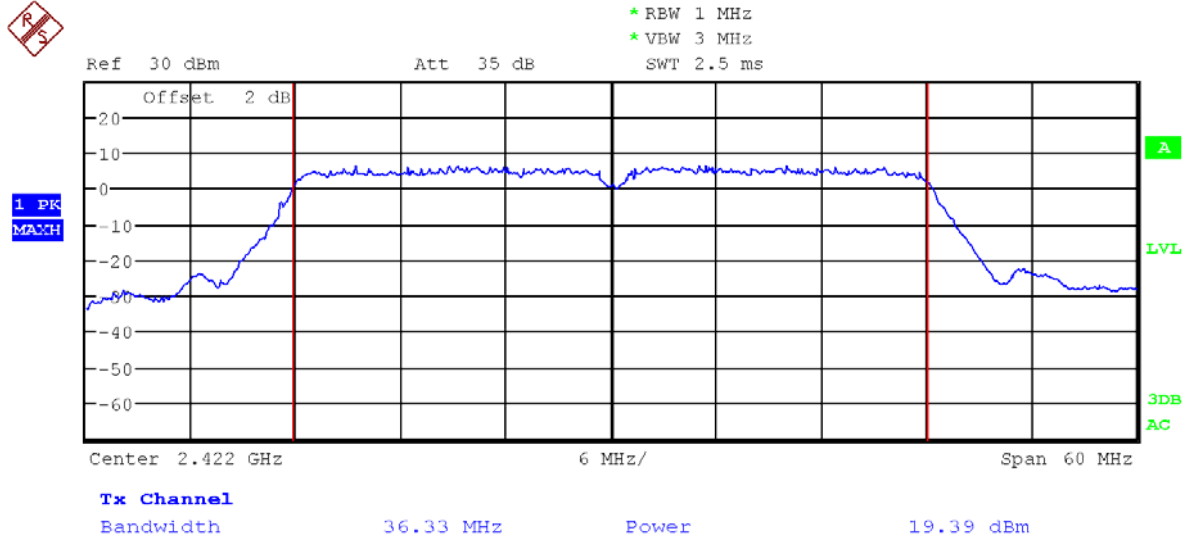
Channel 2462MHz



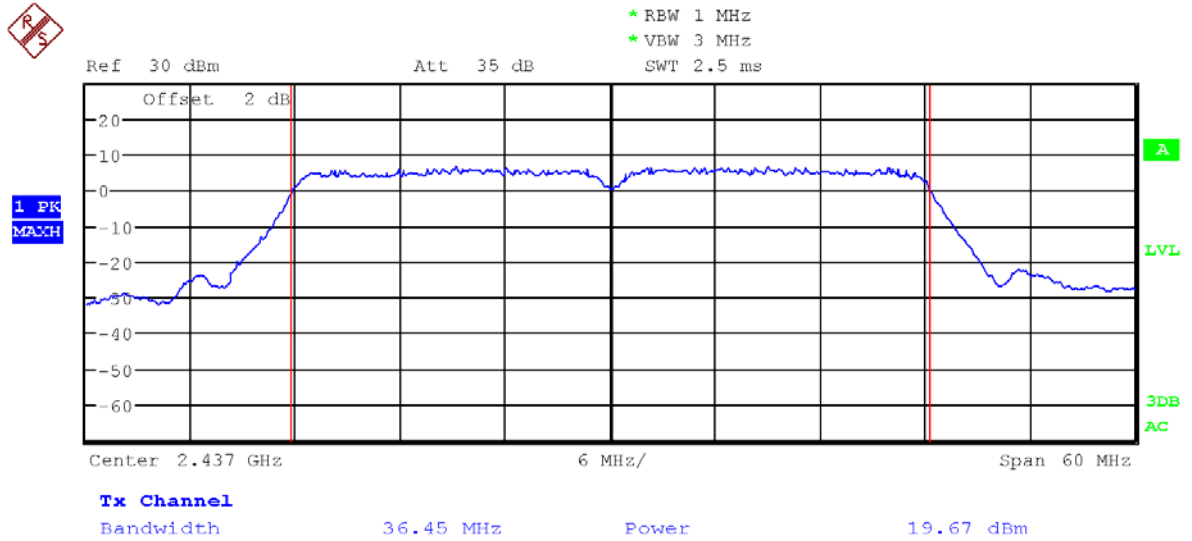
802.11n40 Mode:

Channel No.	Frequency (MHz)	Mode	Data Rate	Measured Power(dBm)	Limit	Result
3	2422	802.11n40	MCS8	18.19	1W (30dBm)	Pass
6	2437			18.28		Pass
9	2452			18.31		Pass
3	2422		MCS9	18.26		Pass
6	2437			18.43		Pass
9	2452			18.46		Pass
3	2422		MCS10	18.33		Pass
6	2437			18.47		Pass
9	2452			18.61		Pass
3	2422		MCS11	18.87		Pass
6	2437			18.92		Pass
9	2452			18.99		Pass
3	2422		MCS12	19.17		Pass
6	2437			19.25		Pass
9	2452			19.41		Pass
3	2422		MCS13	19.28		Pass
6	2437			19.41		Pass
9	2452			19.59		Pass
3	2422		MCS14	19.34		Pass
6	2437			19.60		Pass
9	2452			19.73		Pass
3	2422		MCS15	19.39		Pass
6	2437			19.67		Pass
9	2452			19.87		Pass

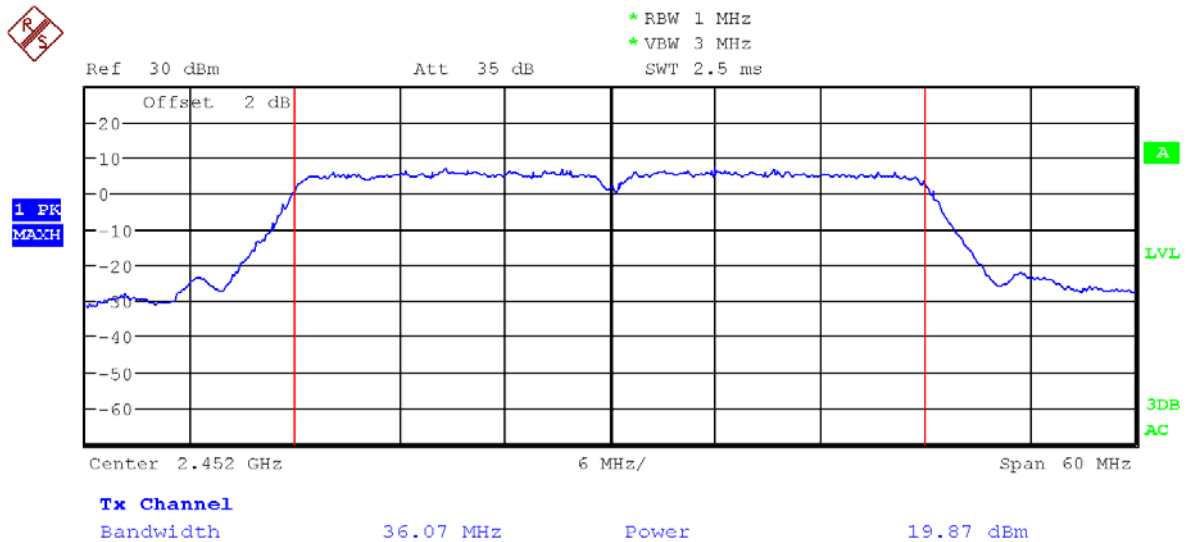
802.11n40 mode: MCS15
Channel 2422MHz



Channel 2437MHz



Channel 2452MHz



9. POWER SPECTRAL DENSITY

9.1 LIMITS

For digitally modulated systems, the power spectral density conducted from the intentional radiator to the antenna shall not be greater than 8 dBm in any 3 kHz band during any time interval of continuous transmission. This power spectral density shall be determined in accordance with the provisions of paragraph (b) of this section. The same method of determining the conducted output power shall be used to determine the power spectral density.

9.2 TEST PROCEDURES

Test procedures follow KDB 558074 D01 DTS Measurement Guidance v03r01.

1. Check the calibration of the measuring instrument using either an internal calibrator or a known signal from an external generator.
2. Position the EUT was set without connection to measurement instrument. Turn on the EUT and connect its antenna terminal to measurement instrument via a low loss cable. Then set it to any one measured frequency within its operating range, and make sure the instrument is operated in its linear range.
3. Set the analyzer span to 1.5 times the DTS bandwidth. Set the RBW = 3 kHz. Set the VBW ≥ 3 RBW. Detector = peak. Ensure that the number of measurement points in the sweep $\geq 2 \times \text{span/RBW}$ (use of a greater number of measurement points than this minimum requirement is recommended).
4. Repeat above procedures until all frequencies measured were complete.

9.3 TEST SETUP

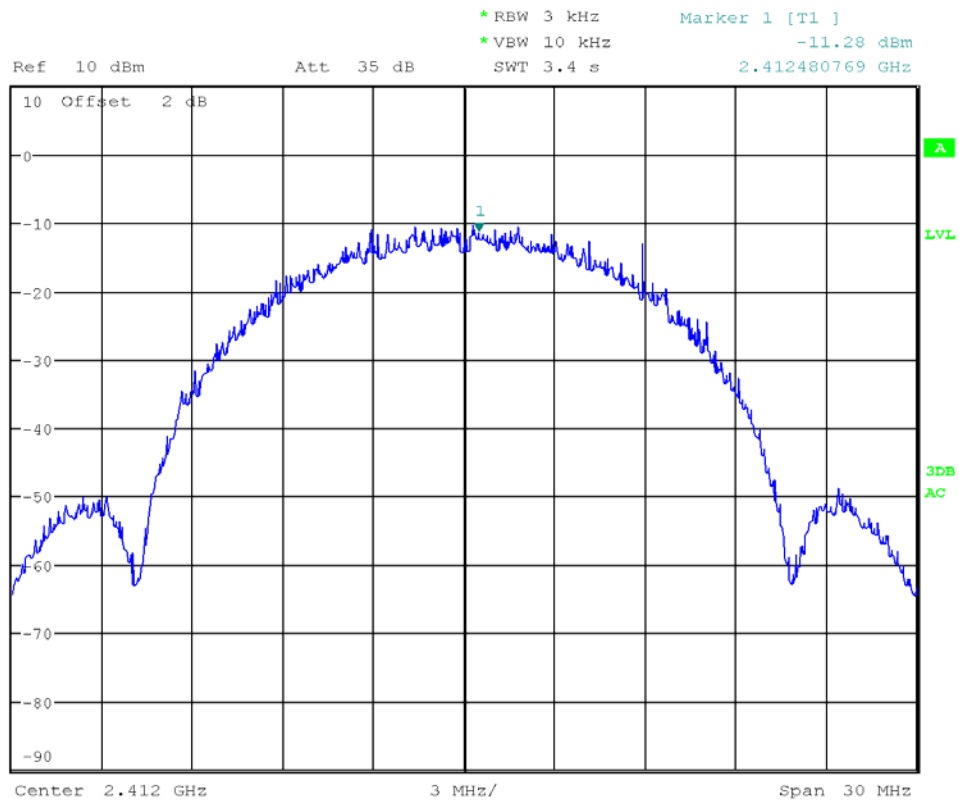


9.4 TEST RESULTS

802.11b mode:

Channel No.	Frequency (MHz)	Mode	Data Rate	PSD (dBm/3KHz)	Limit	Result
1	2412	802.11b	11Mbps	-11.28	8dBm/3KHz	Pass
6	2437			-11.45		Pass
11	2462			-11.17		Pass

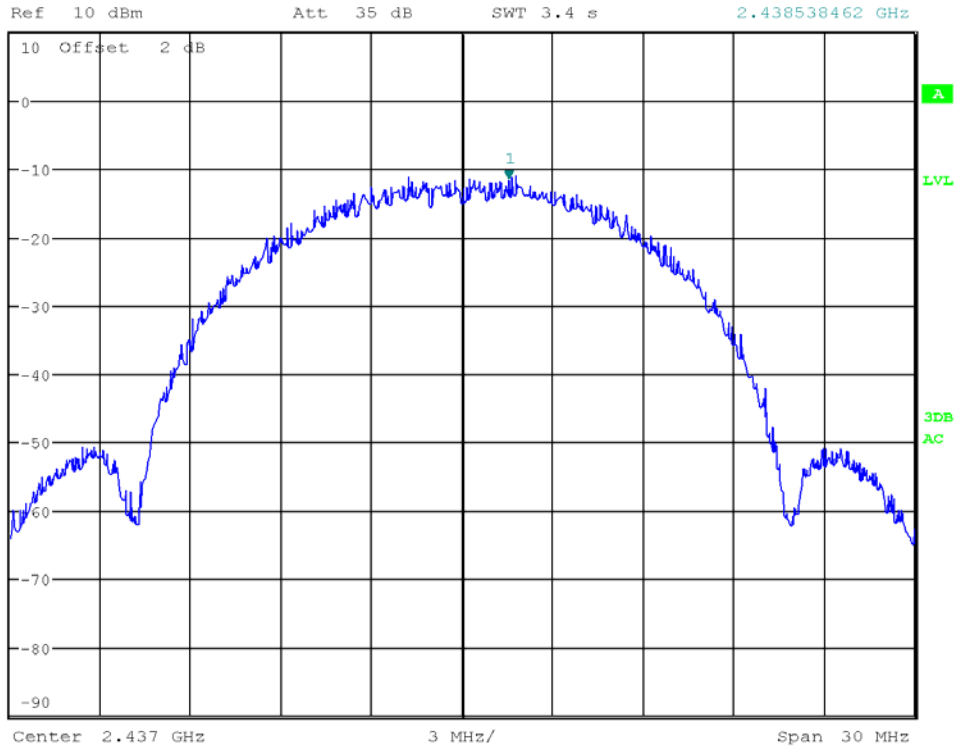
802.11b mode:
Channel 2412MHz



Channel 2437MHz



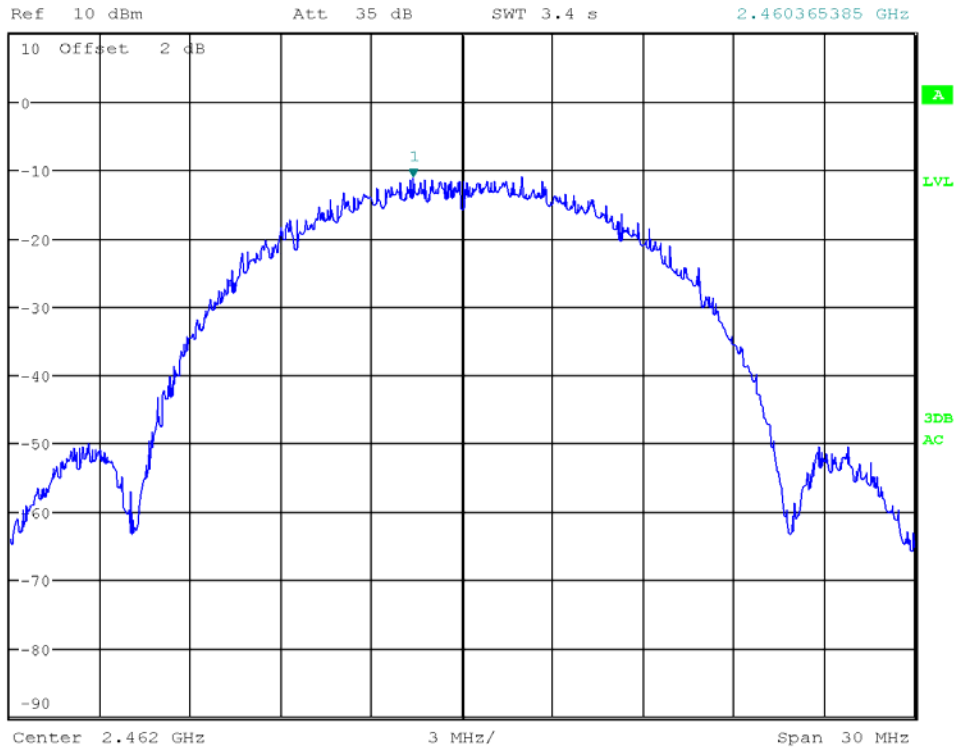
*RBW 3 kHz Marker 1 [T1]
*VBW 10 kHz -11.45 dBm
SWT 3.4 s 2.438538462 GHz



Channel 2462MHz



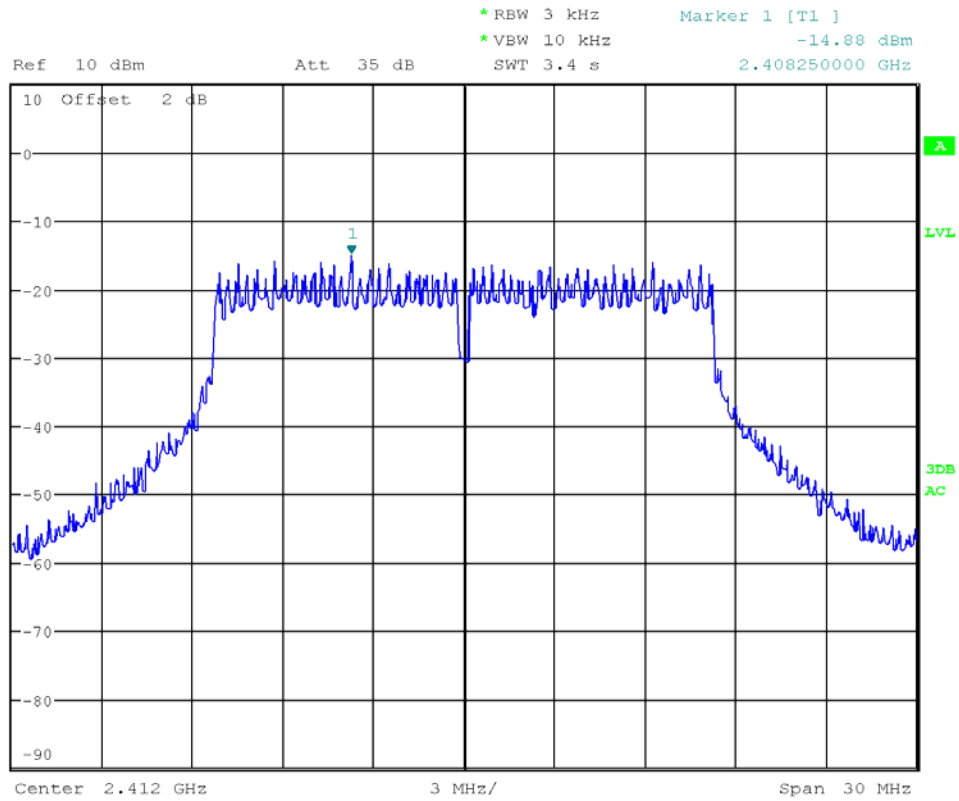
*RBW 3 kHz Marker 1 [T1]
*VBW 10 kHz -11.17 dBm
SWT 3.4 s 2.460365385 GHz



802.11g mode:

Channel No.	Frequency (MHz)	Mode	Data Rate	PSD (dBm/3KHz)	Limit	Result
1	2412	802.11g	54Mbps	-14.88	8dBm/3KHz	Pass
6	2437			-15.13		Pass
11	2462			-15.75		Pass

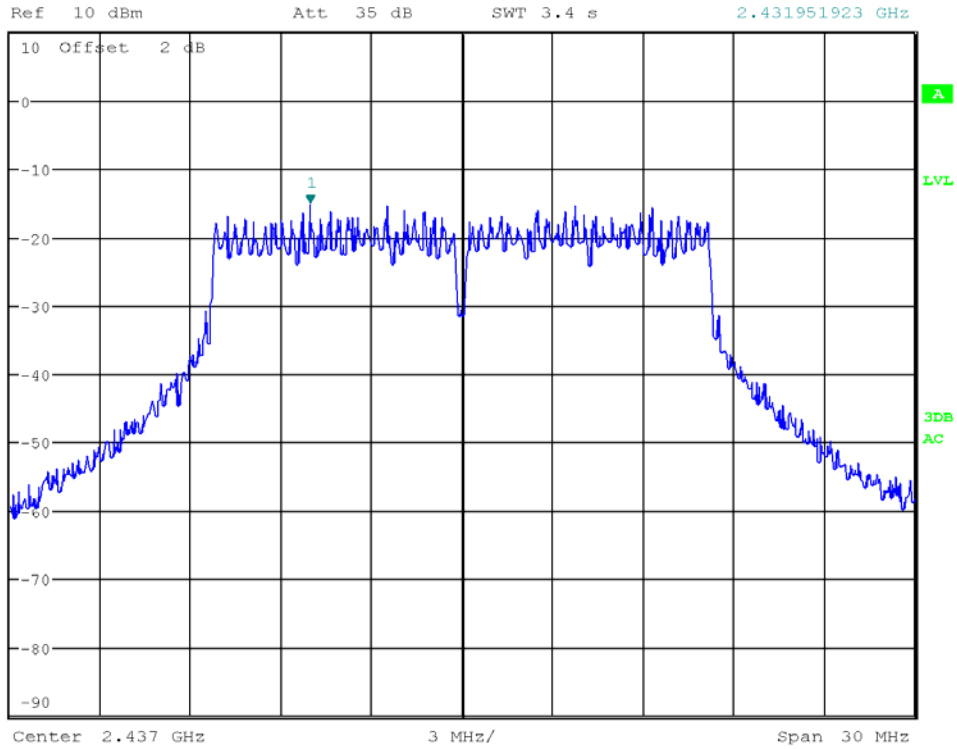
802.11g mode:
Channel 2412MHz



Channel 2437MHz



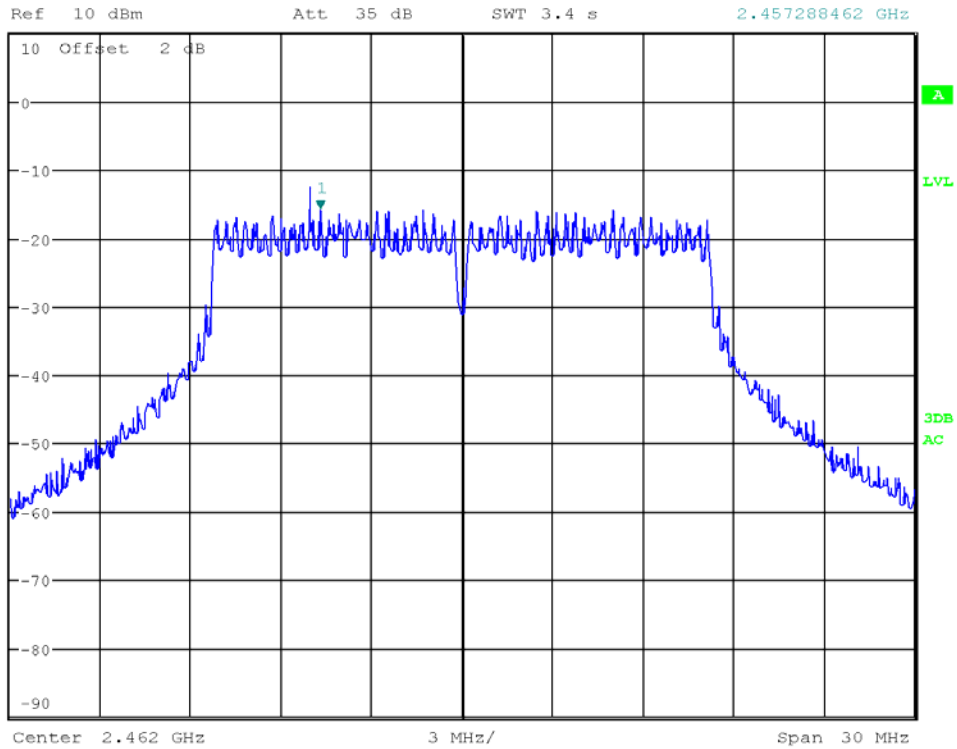
*RBW 3 kHz Marker 1 [T1]
*VBW 10 kHz -15.13 dBm
SWT 3.4 s 2.431951923 GHz



Channel 2462MHz



*RBW 3 kHz Marker 1 [T1]
*VBW 10 kHz -15.75 dBm
SWT 3.4 s 2.457288462 GHz



802.11n20 mode:

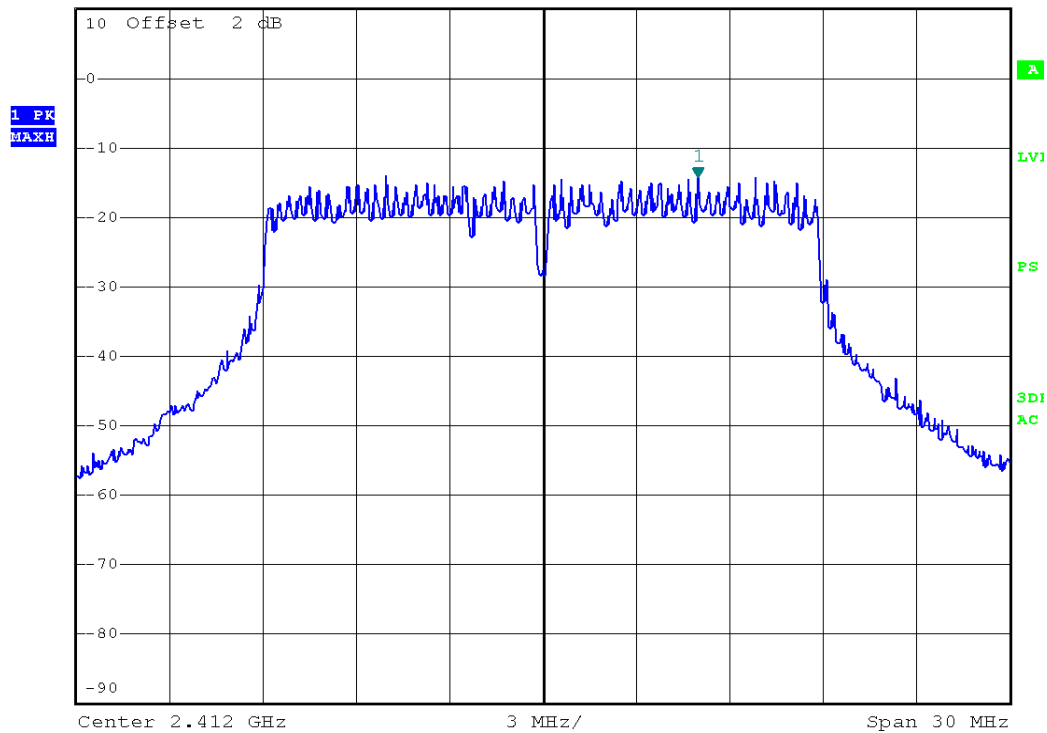
Channel No.	Frequency (MHz)	Mode	Data Rate	PSD (dBm/3KHz)	Limit	Result
1	2412	802.11n20	MCS7	-14.23	8dBm/3KHz	Pass
6	2437			-15.87		Pass
11	2462			-13.57		Pass

802.11n20 mode:

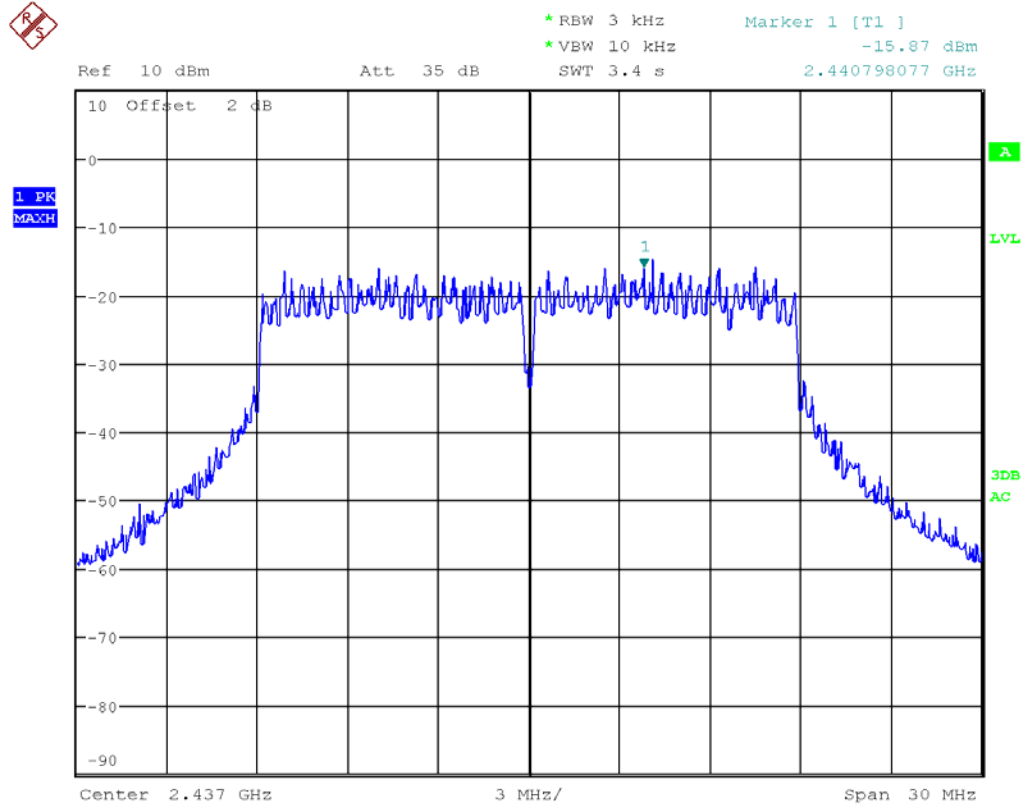
Channel 2412MHz



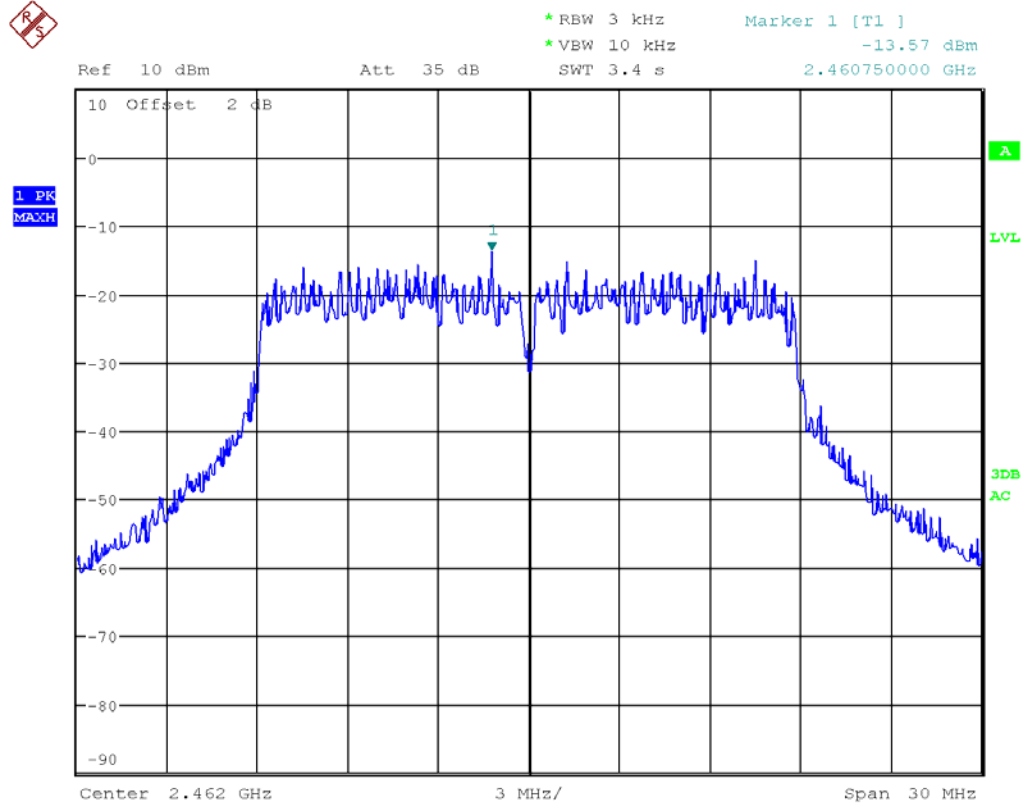
*RBW 3 kHz Marker 1 [T1]
 *VBW 10 kHz -14.23 dBm
 Ref 10 dBm Att 40 dB SWT 3.4 s 2.416980000 GHz



Channel 2437MHz



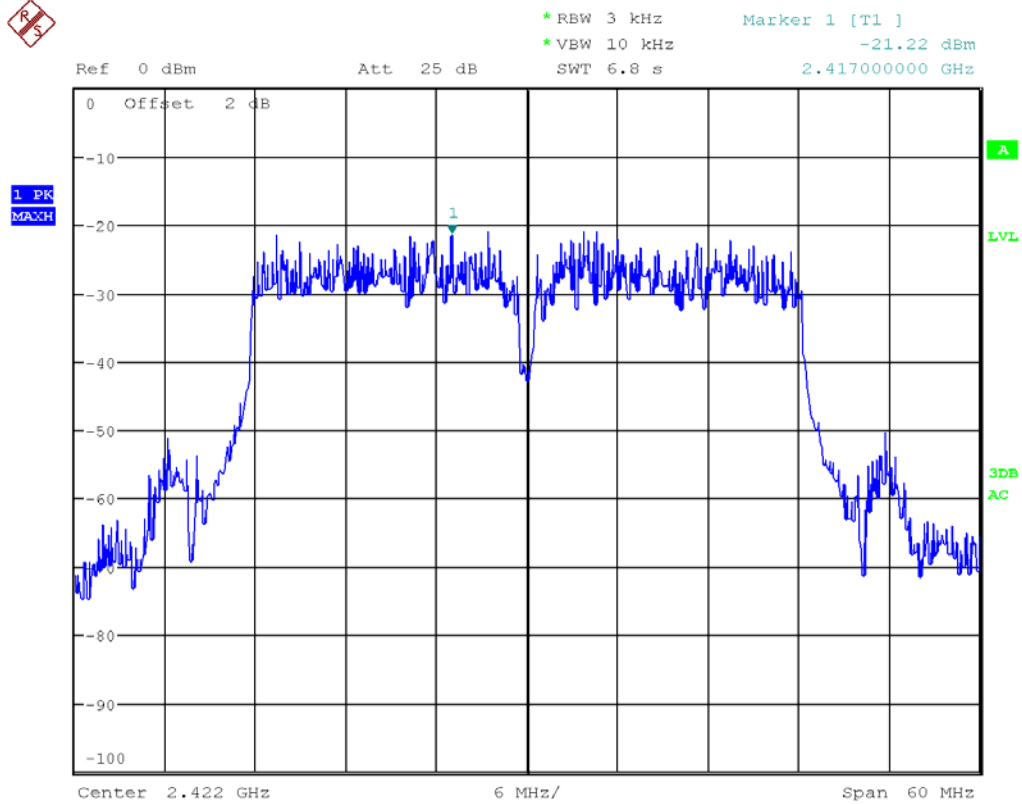
Channel 2462MHz



802.11n40 mode:

Channel No.	Frequency (MHz)	Mode	Data Rate	PSD (dBm/3KHz)	Limit	Result
3	2422	802.11n40	MCS15	-21.22	8dBm/3KHz	Pass
6	2437			-19.60		Pass
9	2452			-20.59		Pass

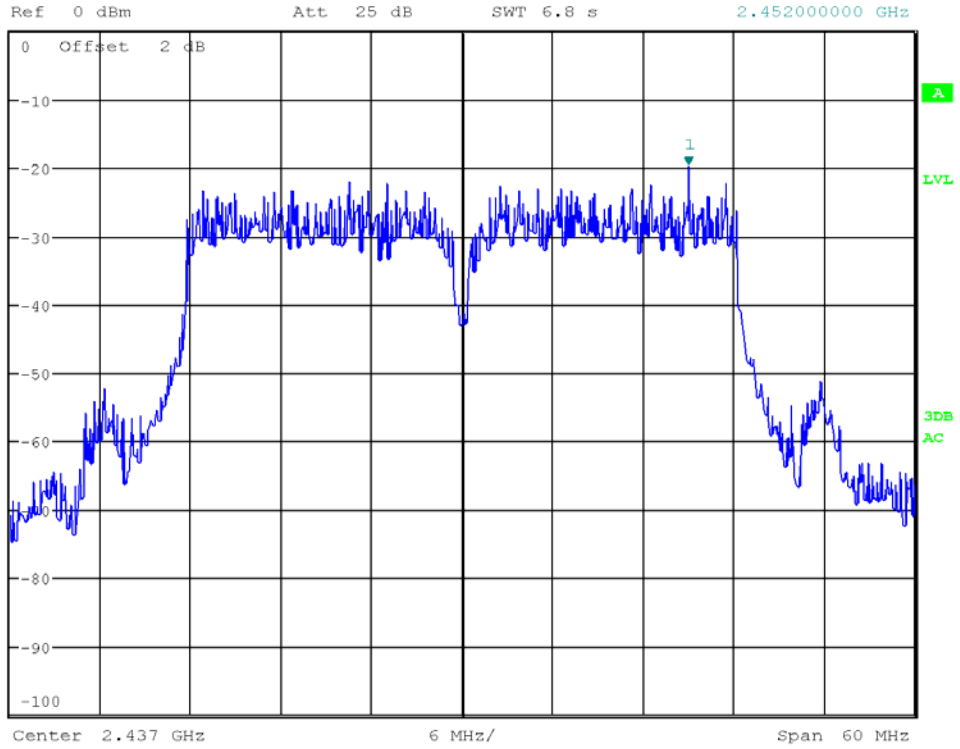
802.11n40 mode:
Channel 2422MHz



Channel 2437MHz



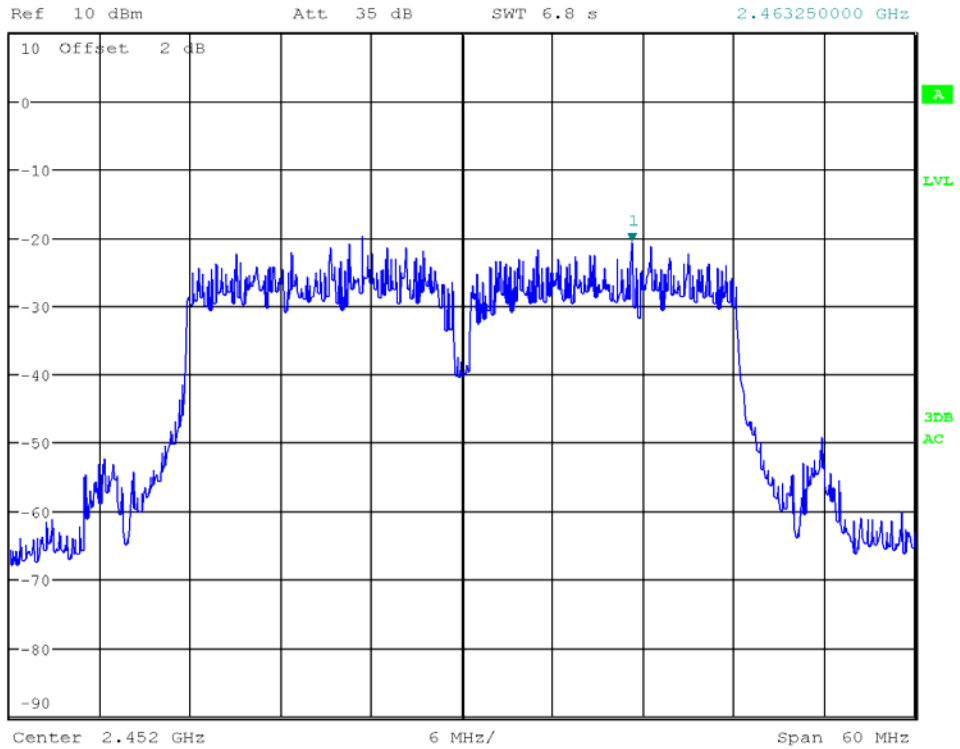
*RBW 3 kHz Marker 1 [T1]
*VBW 10 kHz -19.60 dBm
SWT 6.8 s 2.452000000 GHz



Channel 2452MHz



*RBW 3 kHz Marker 1 [T1]
*VBW 10 kHz -20.59 dBm
SWT 6.8 s 2.463250000 GHz



10. EMISSIONS IN NON-RESTRICTED FREQUENCY BANDS

10.1 LIMITS

FCC 15.247(d) & 15.209

10.2 TEST PROCEDURES

Test procedures follow KDB 558074 D01 DTS Measurement Guidance v03r01.

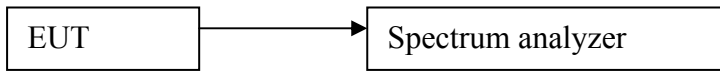
Remove the antenna from the EUT and then connect a low attenuation cable from the antenna port to the spectrum analyzer.

1. Reference level measurement

Below 1GHz Set the spectrum analyzer: RBW =100KHz VBW \geq 3*RBW, Set the span to \geq 1.5 times the DTS bandwidth. Sweep = auto; Detector Function = peak. Trace = Max-hold. Allow the trace to stabilize.

2. Set the spectrum analyzer: RBW =100KHz VBW \geq 3*RBW, Set the span to \geq 1.5 times the DTS bandwidth. Sweep = auto; Detector Function = peak. Trace = Max-hold. Allow the trace to stabilize.

10.3 TEST SETUP

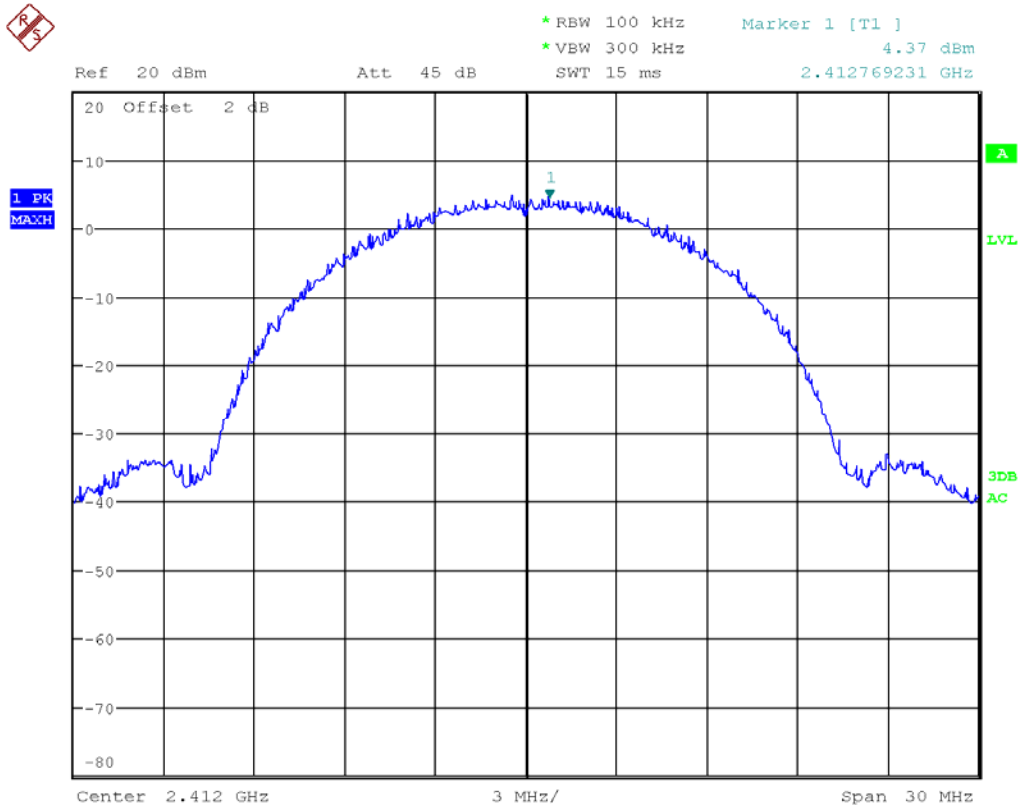


10.4 TEST RESULTS

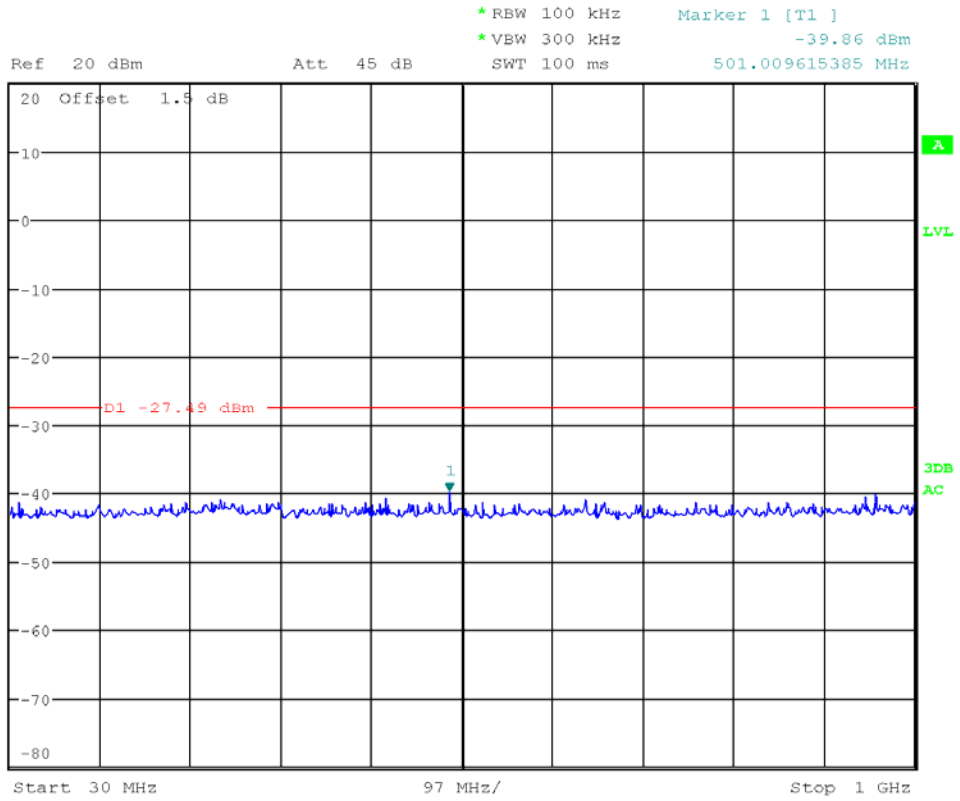
802.11b mode:

Channel 2412MHz

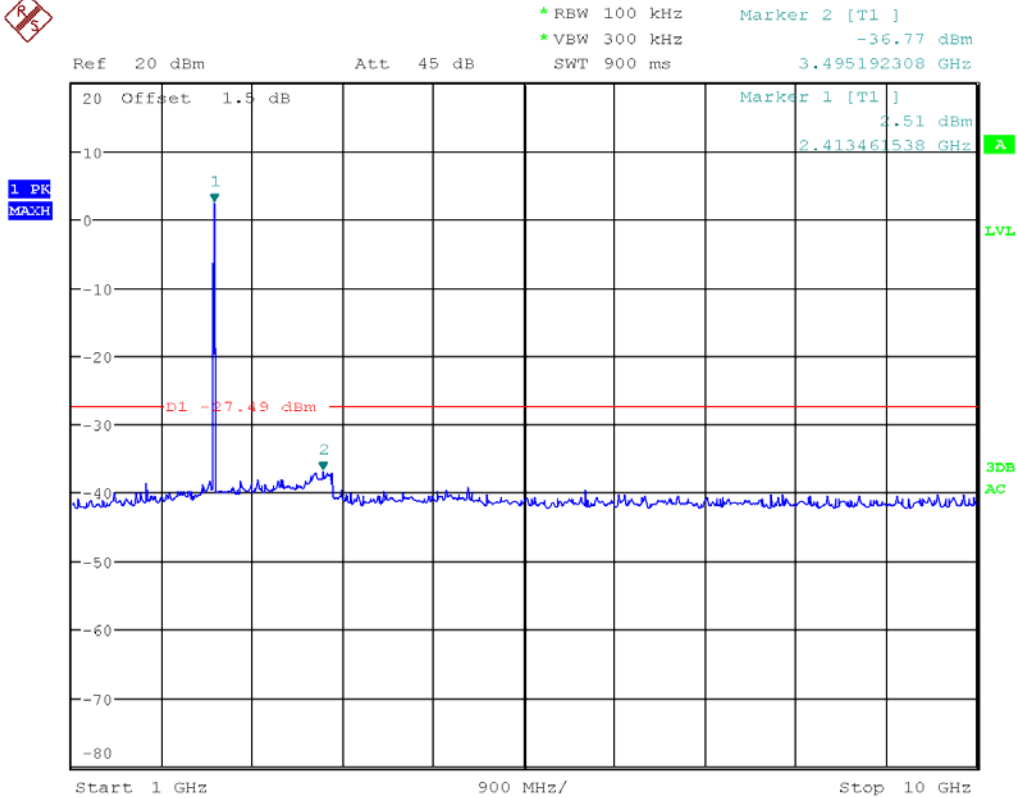
reference level:



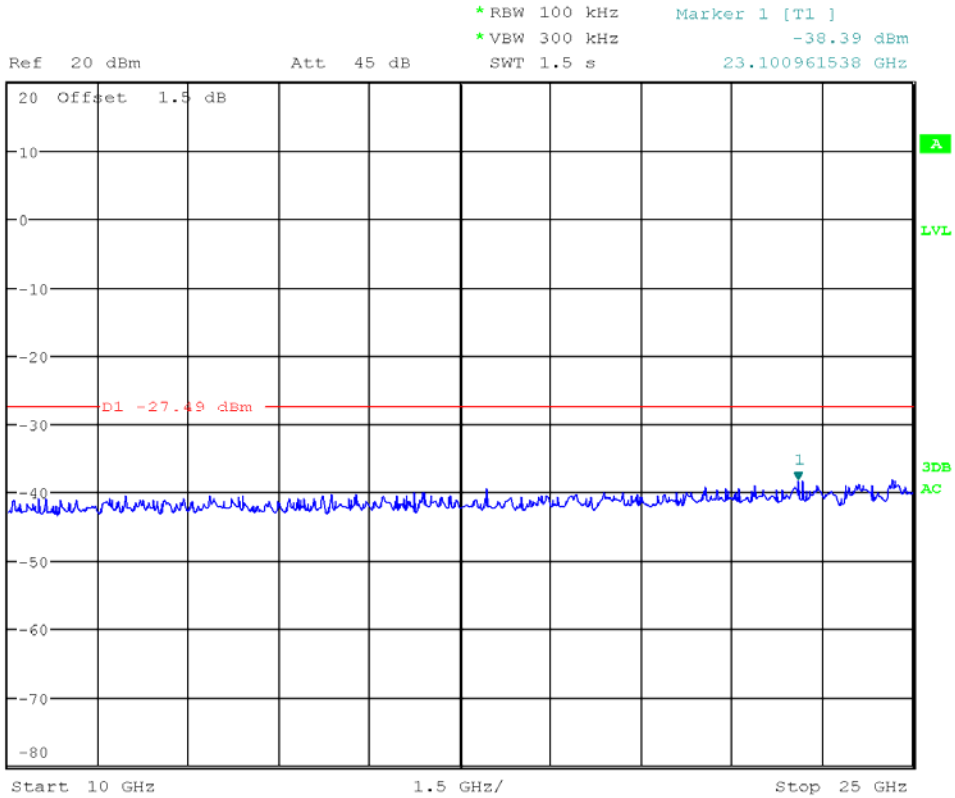
So limit is -15.63dBm
30M-1G



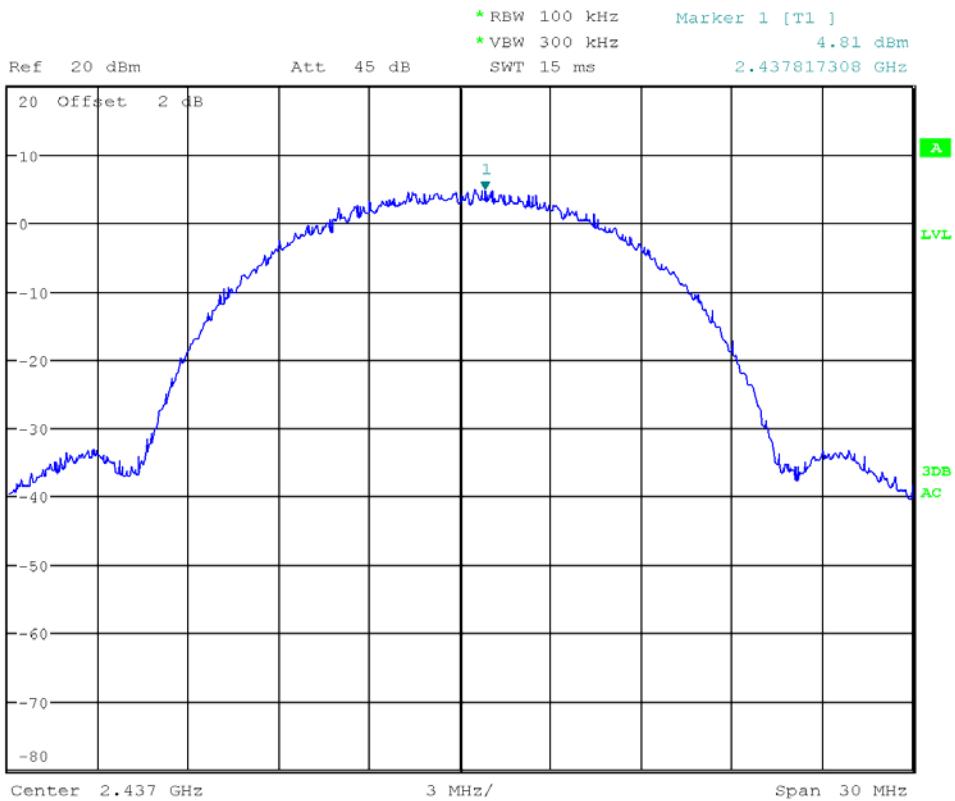
1G-10G



10G-25G



802.11b mode:
Channel 2437MHz
Reference level

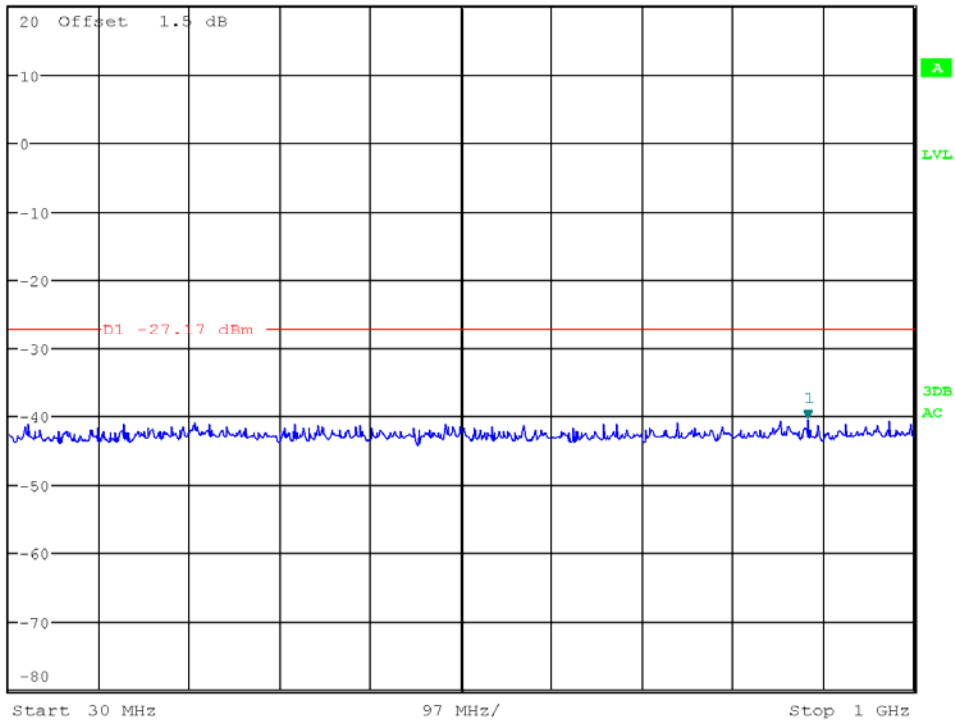


So the limit is -15.19dBm

30M-1G



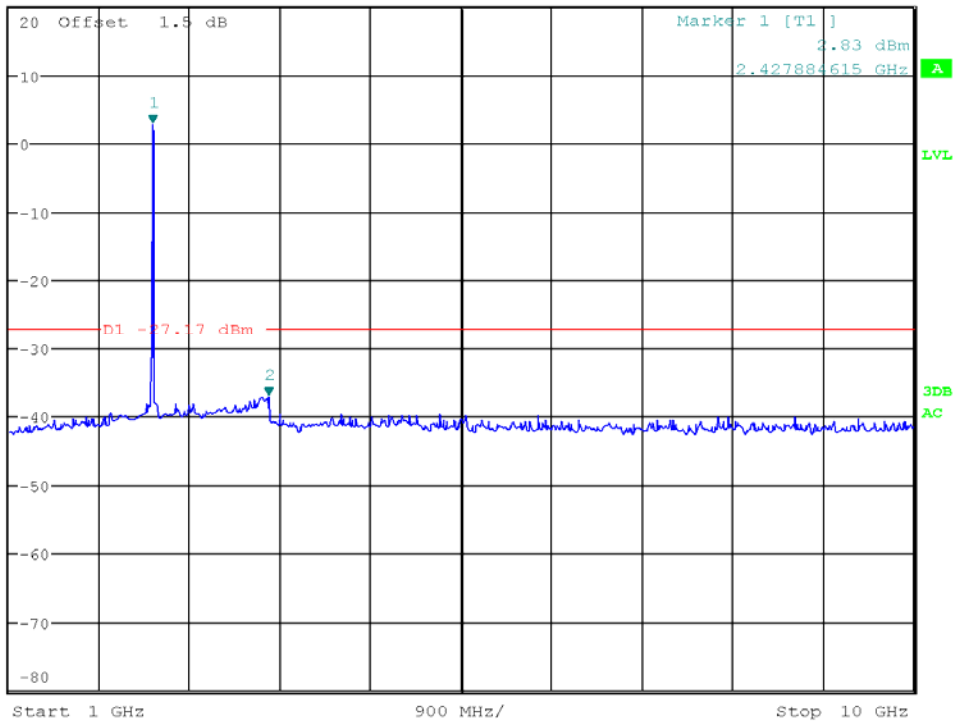
Ref 20 dBm Att 45 dB *RBW 100 kHz Marker 1 [T1]
*VBW 300 kHz -40.49 dBm
SWT 100 ms 886.522435897 MHz



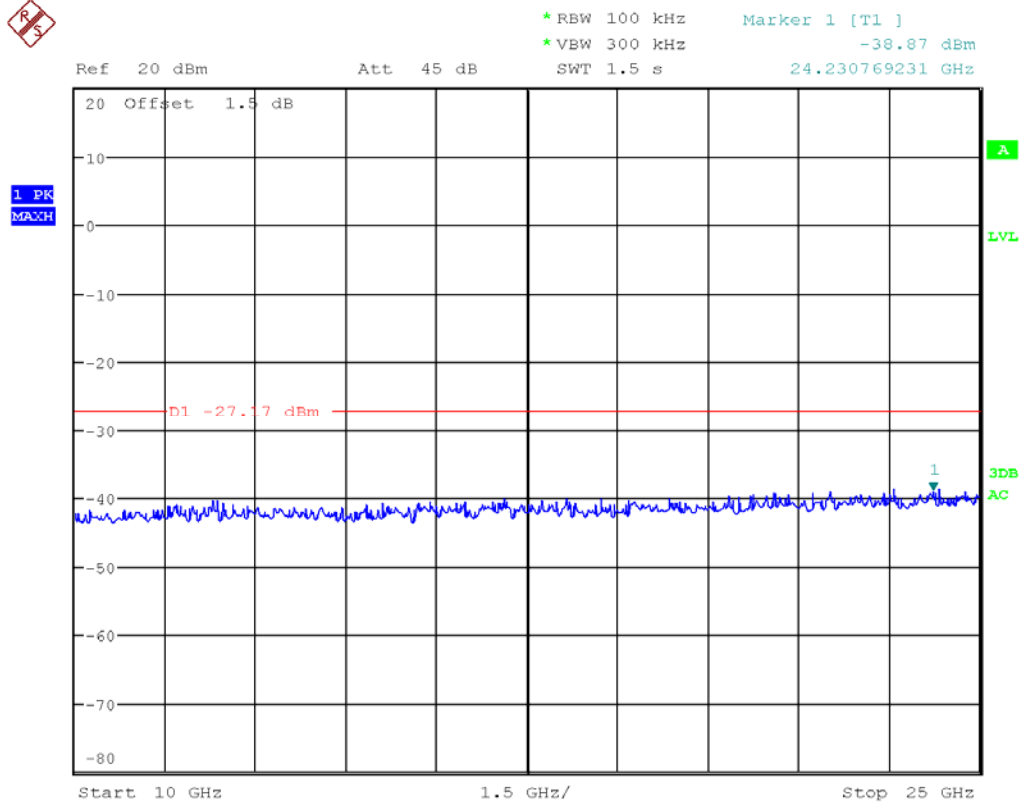
1G-10G



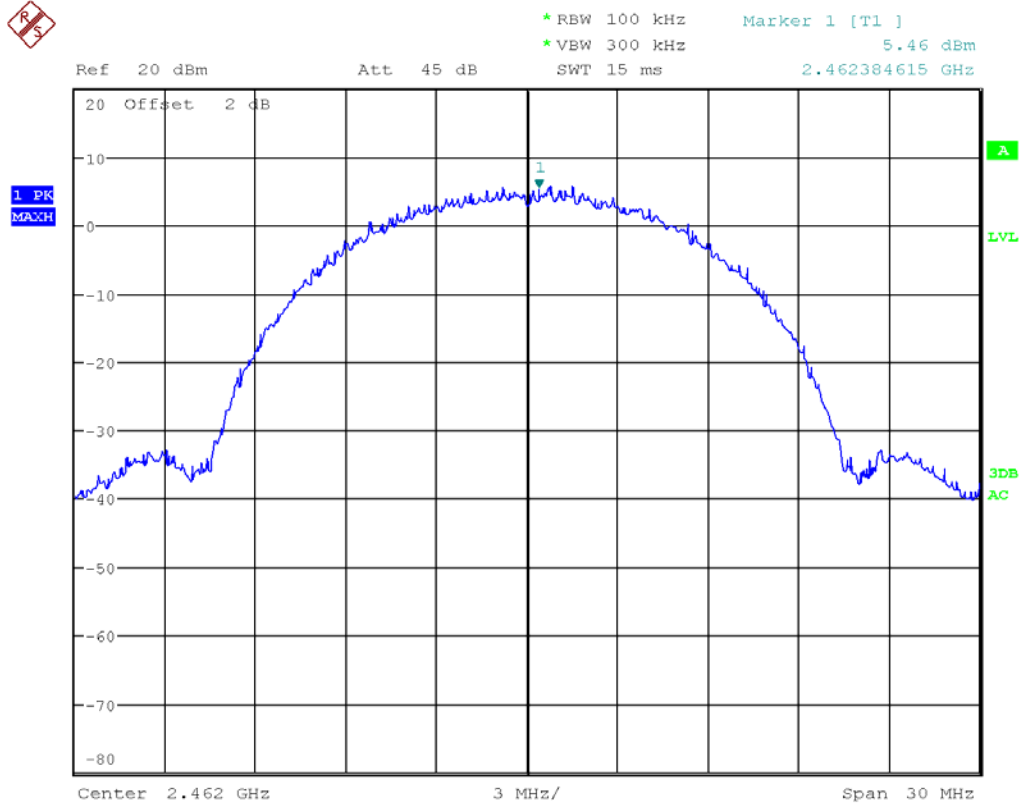
Ref 20 dBm Att 45 dB *RBW 100 kHz Marker 2 [T1]
*VBW 300 kHz -37.08 dBm
SWT 900 ms 3.581730769 GHz



10G-25G

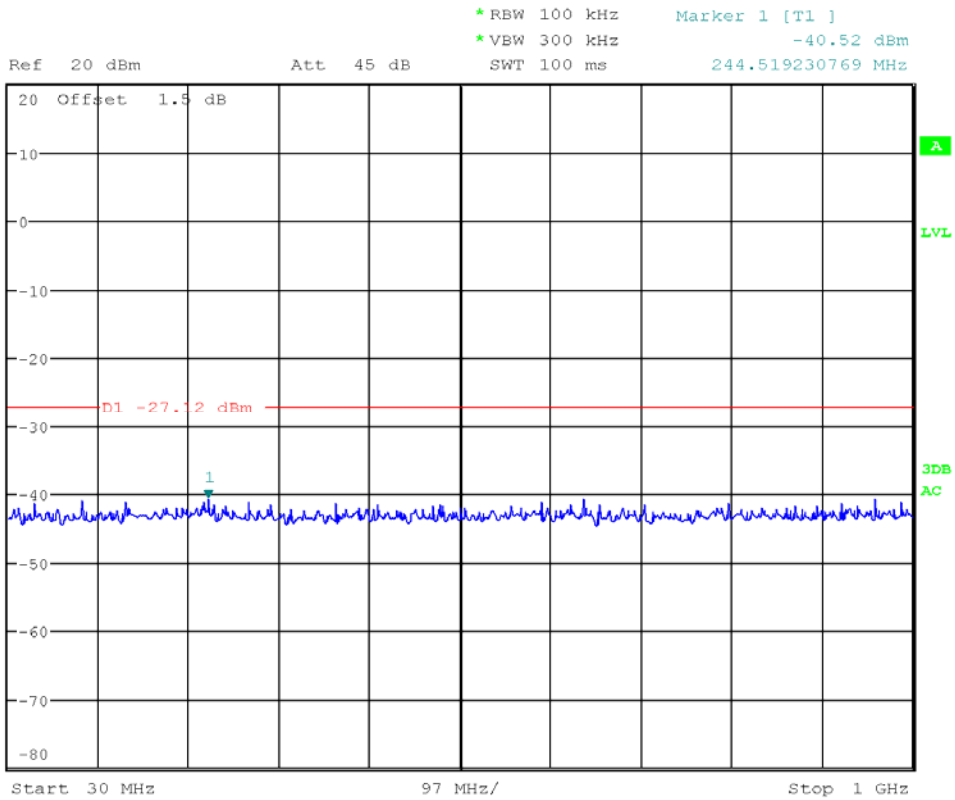


802.11b mode:
Channel 2462MHz
Reference level

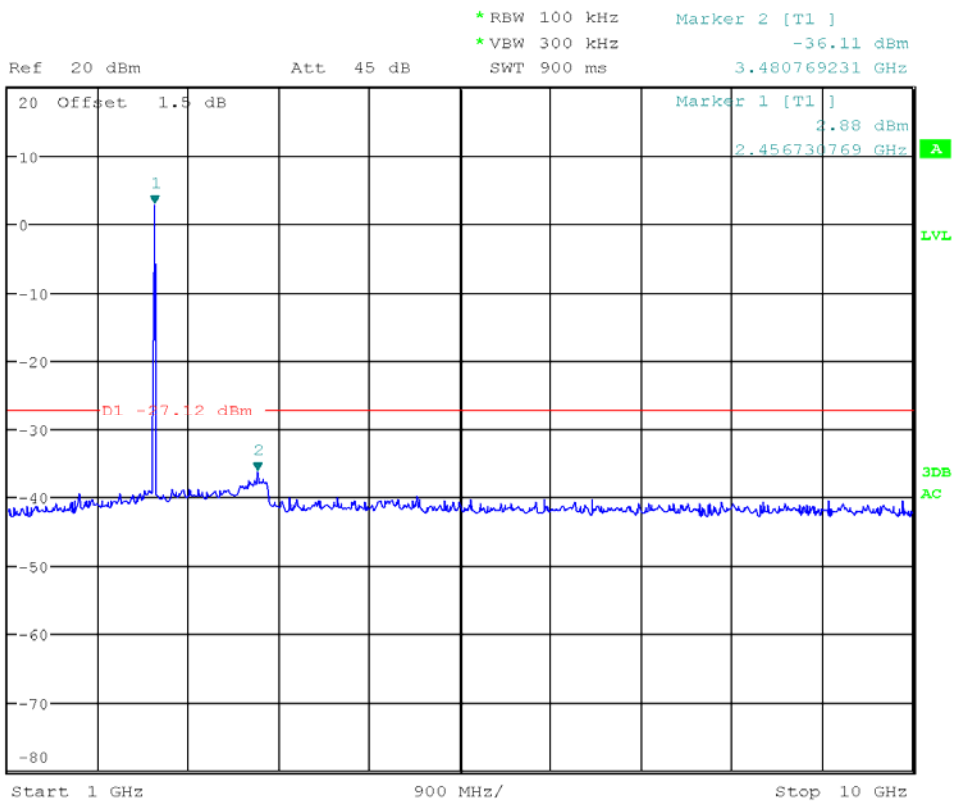


So the limit is -14.54dBm

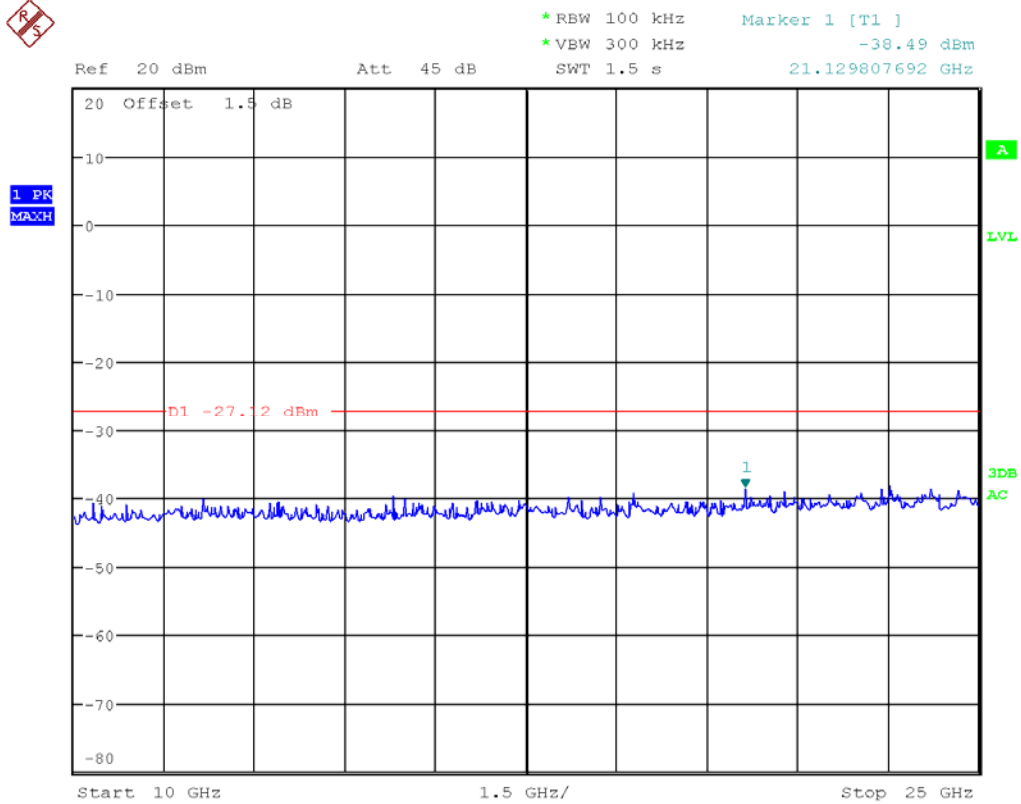
30M-1G



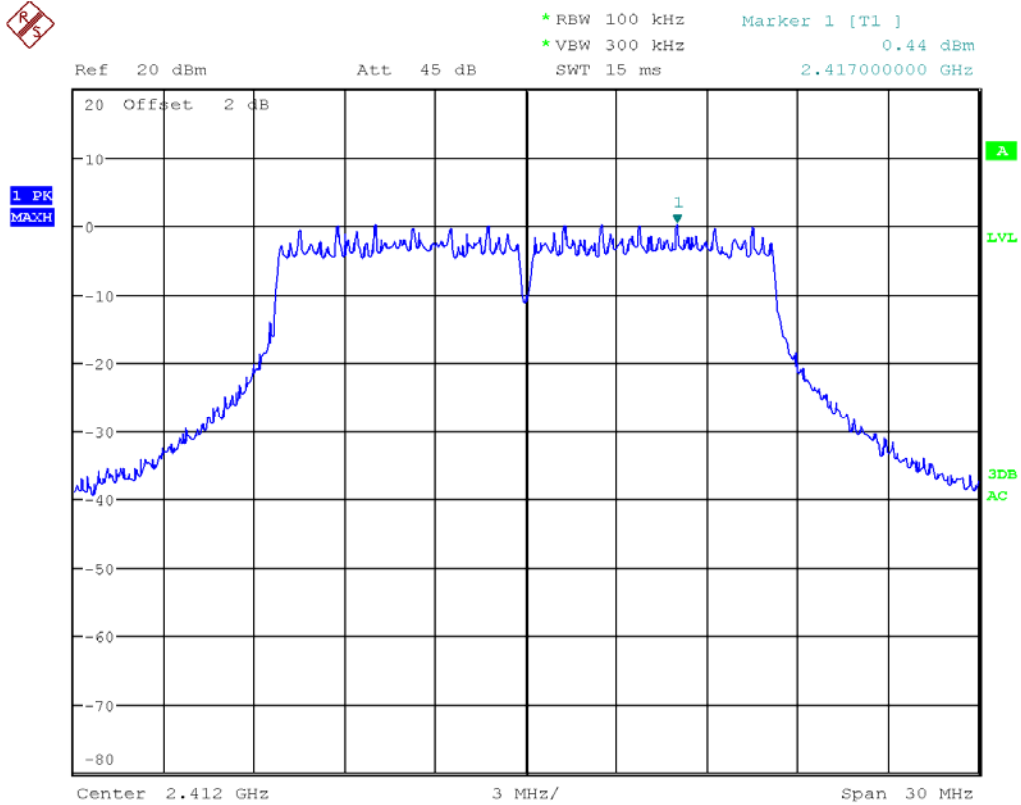
1G-10G



10G-25G

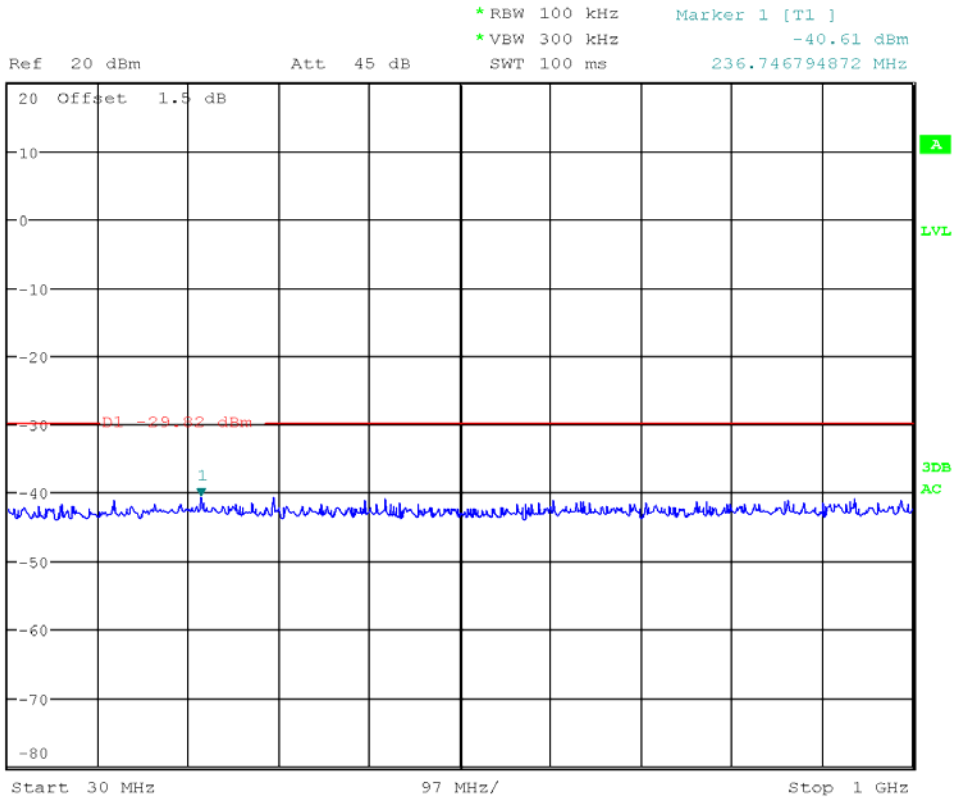


802.11G mode: Channel 2412MHz Reference level

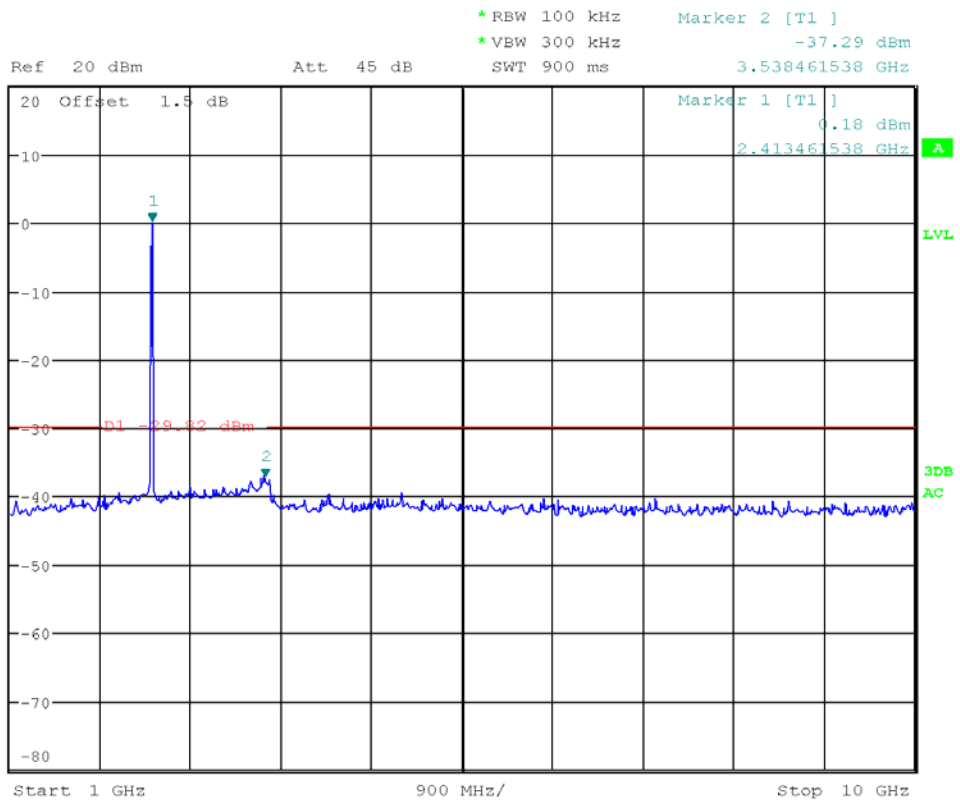


So the limit is -19.56dBm

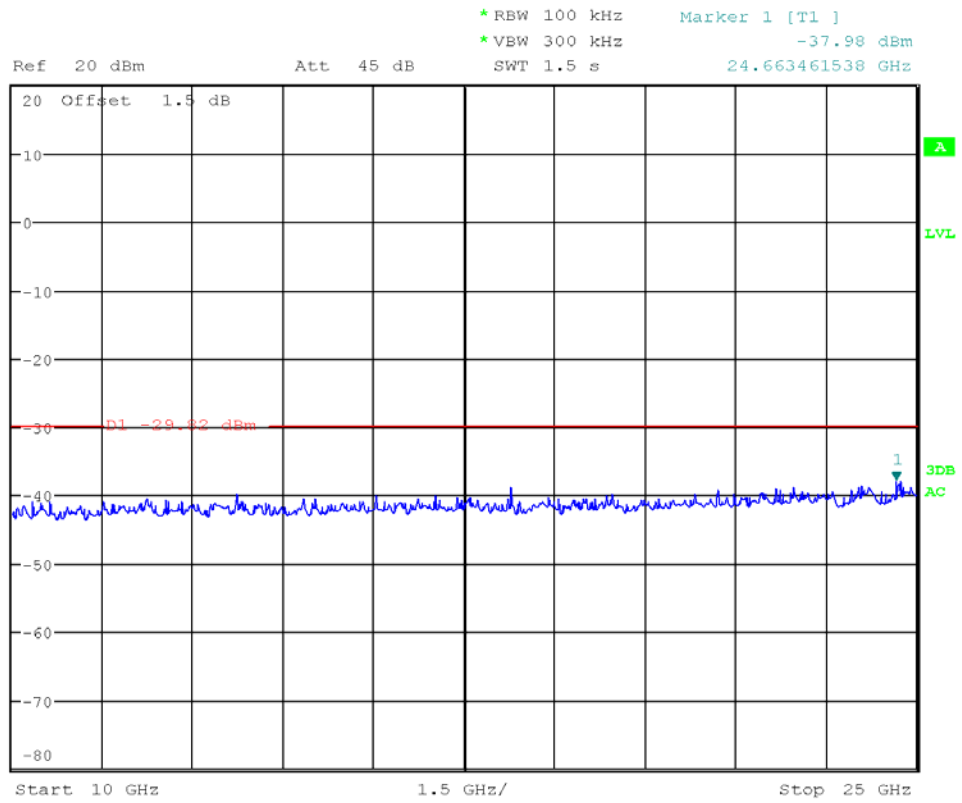
30M-1G



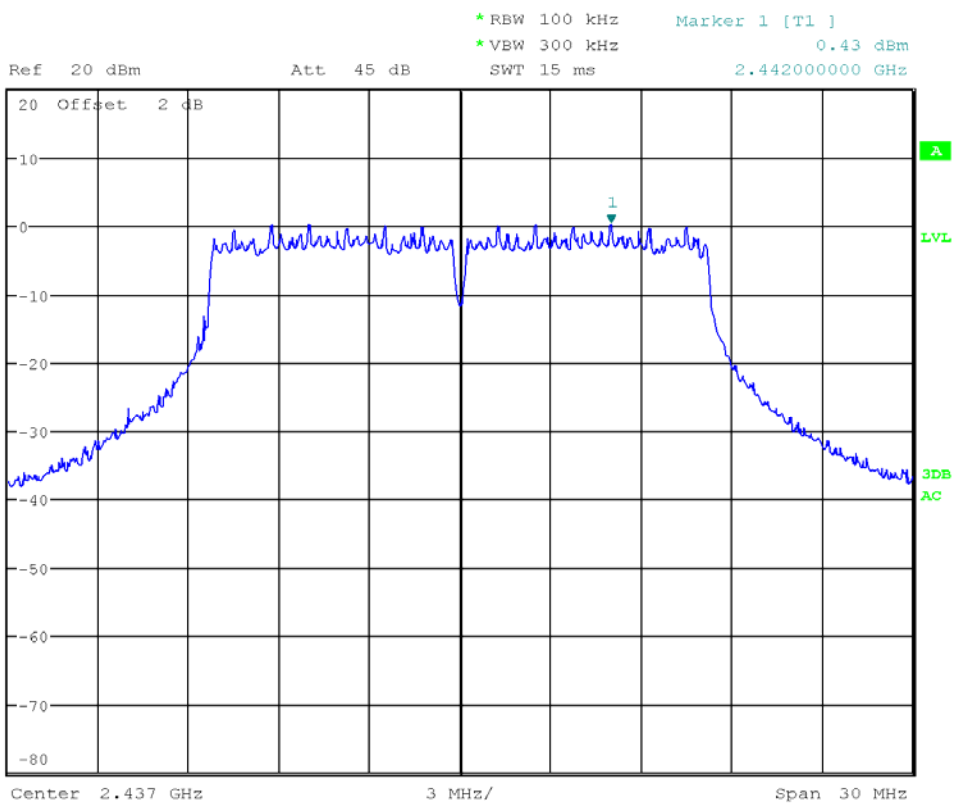
1G-10G



10G-25G

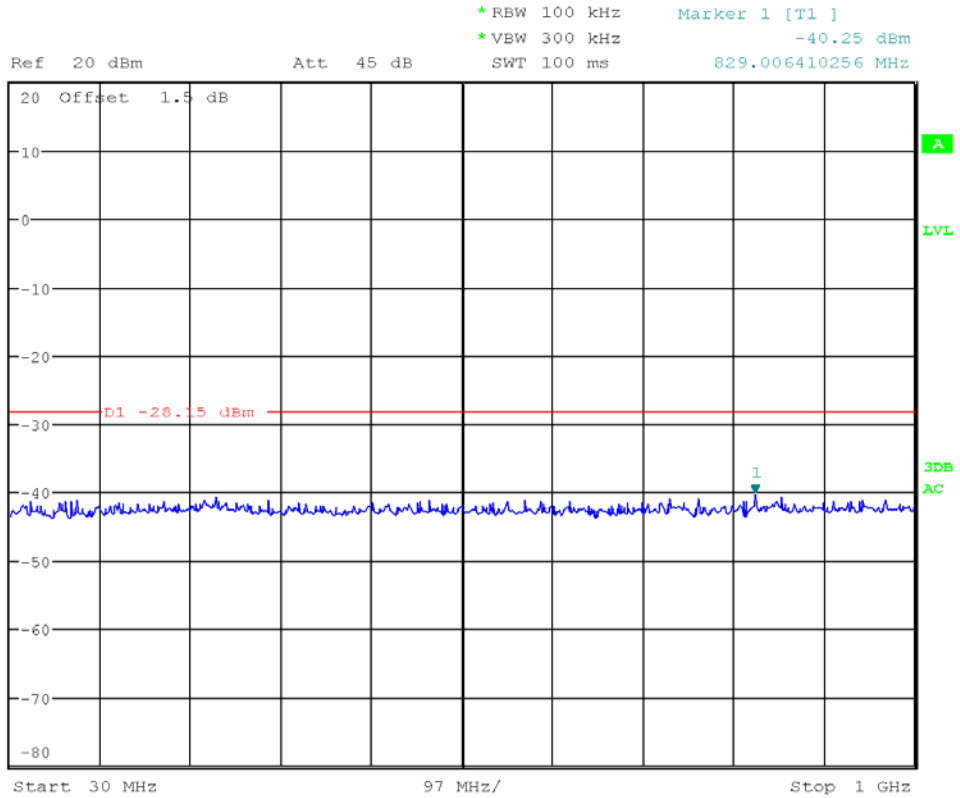


802.11G mode:
Channel 2437MHz
Reference level

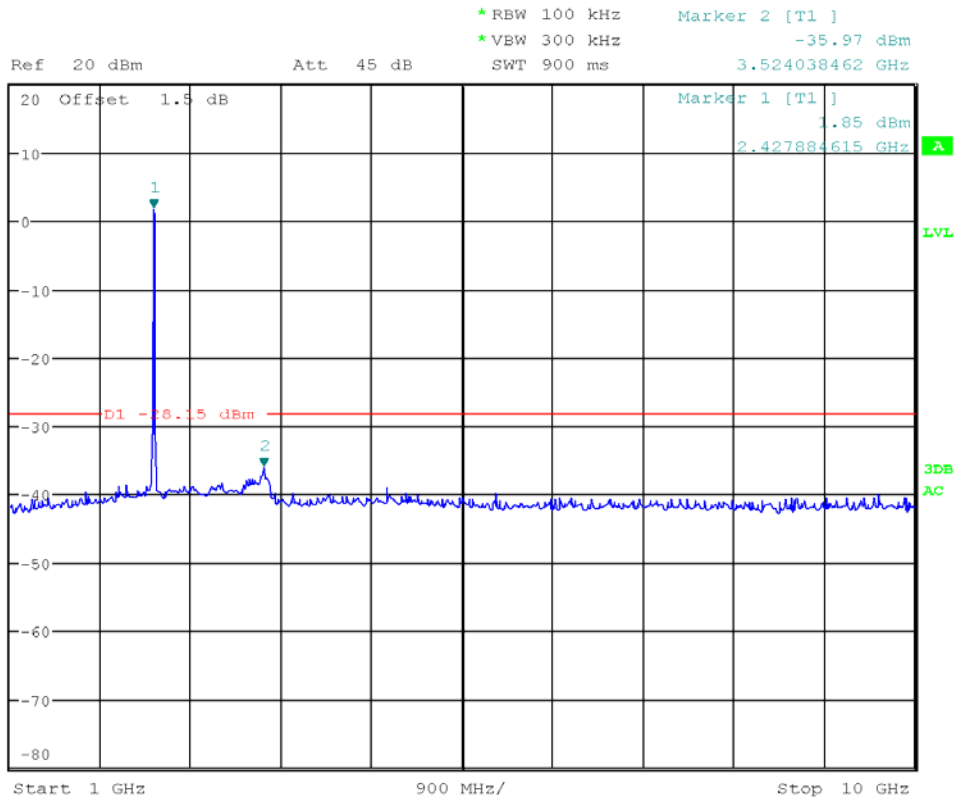


So the limit is -19.57dBm

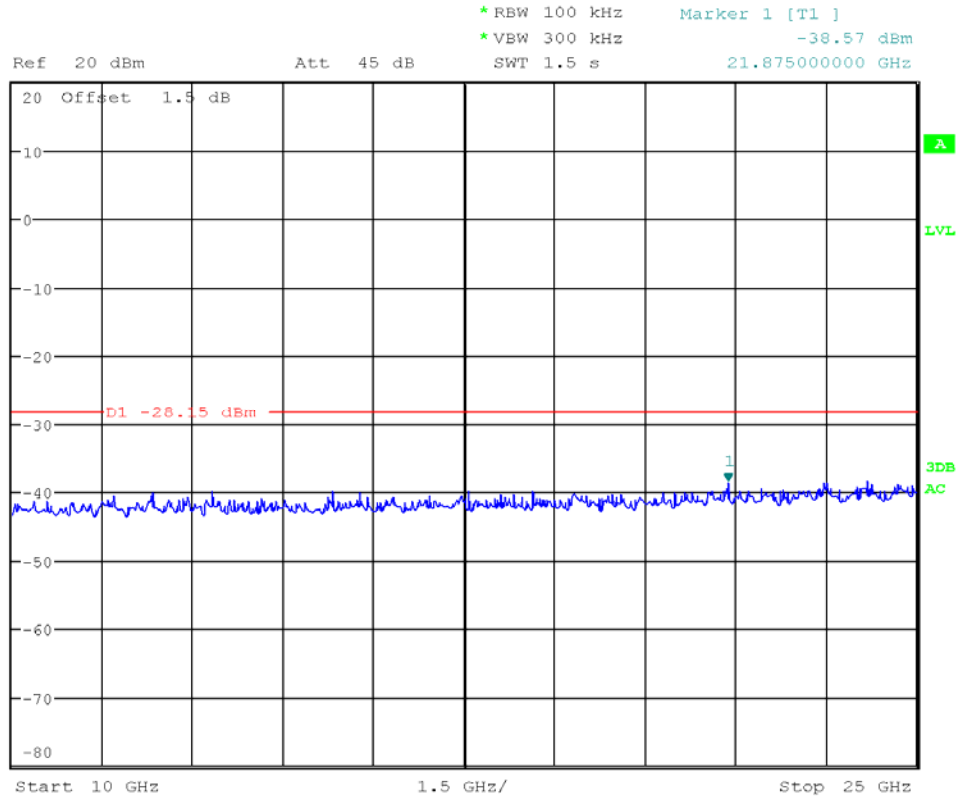
30M-1G



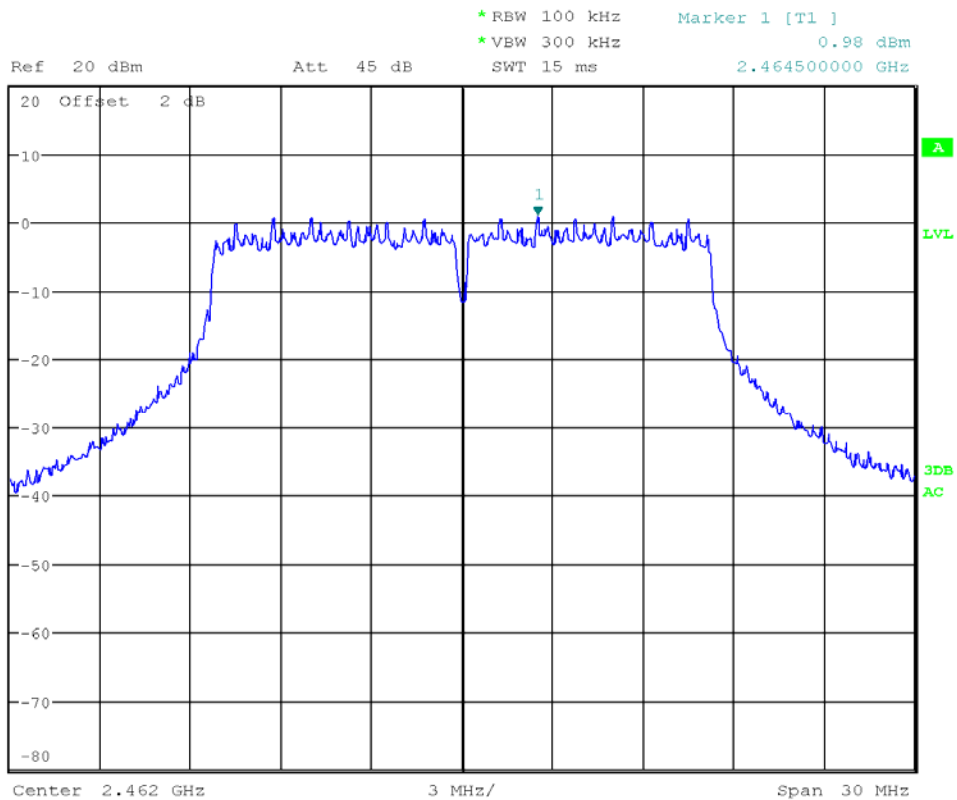
1G-10G



10G-25G

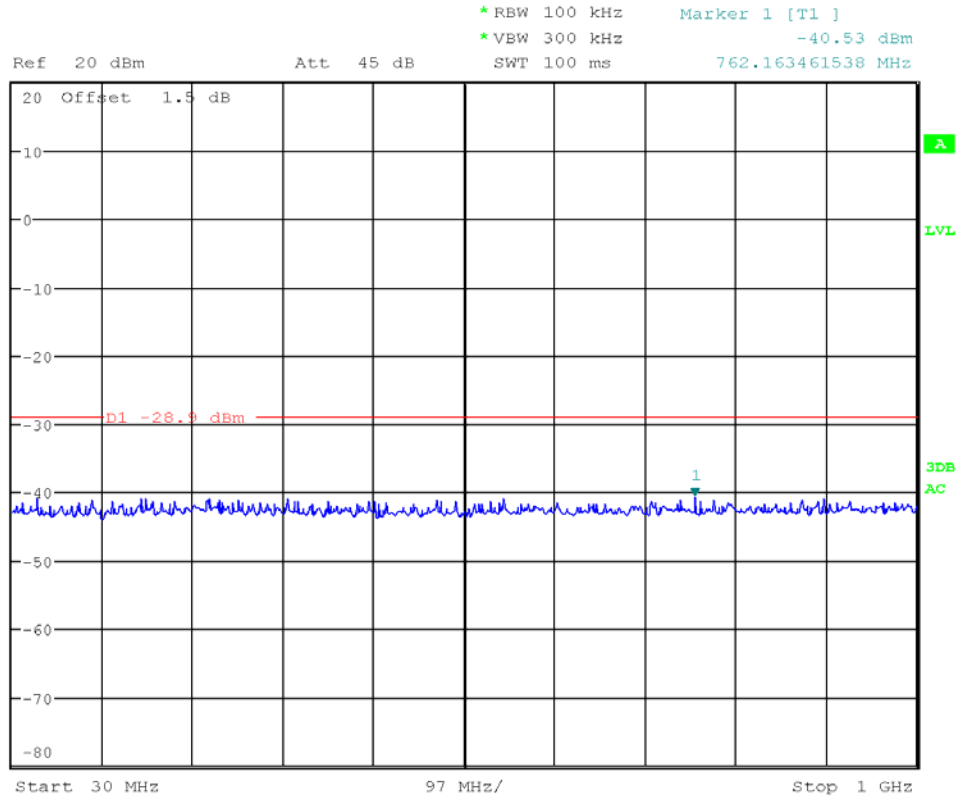


802.11G mode:
Channel 2462MHz
Reference level

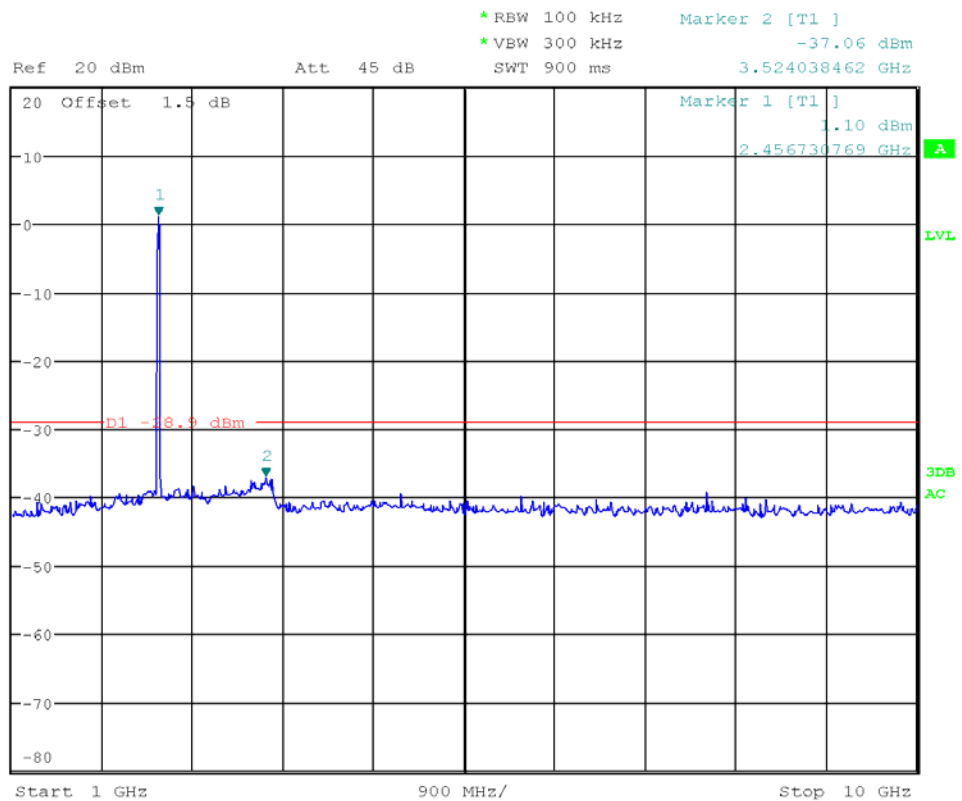


So the limit is -19.02dBm

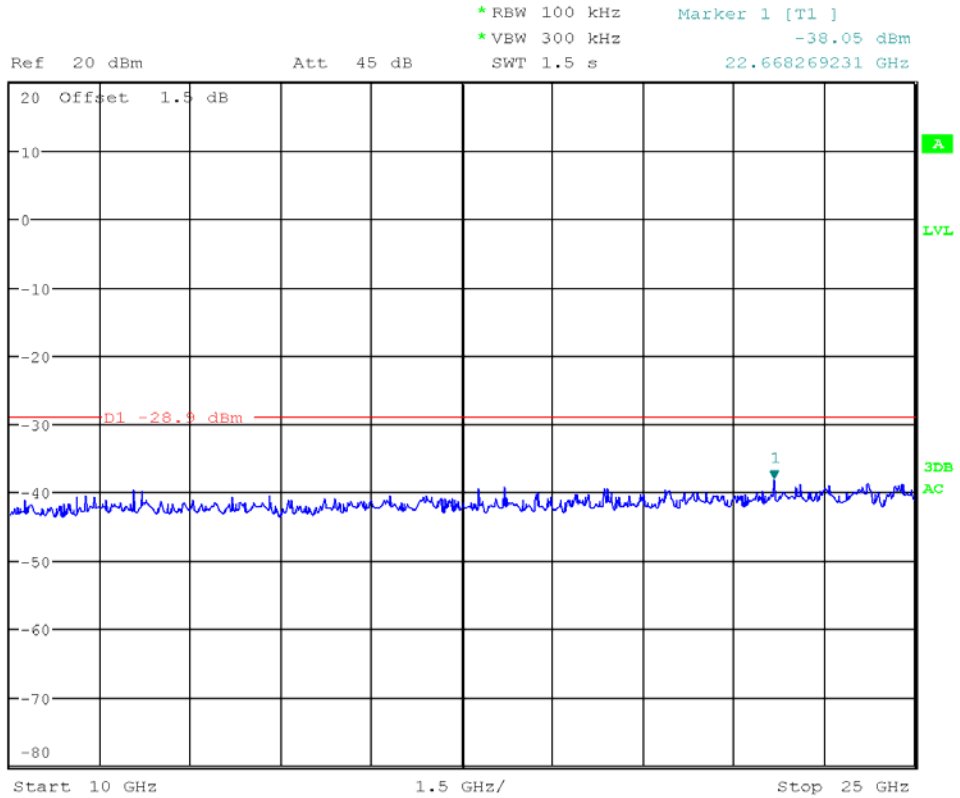
30M-1G



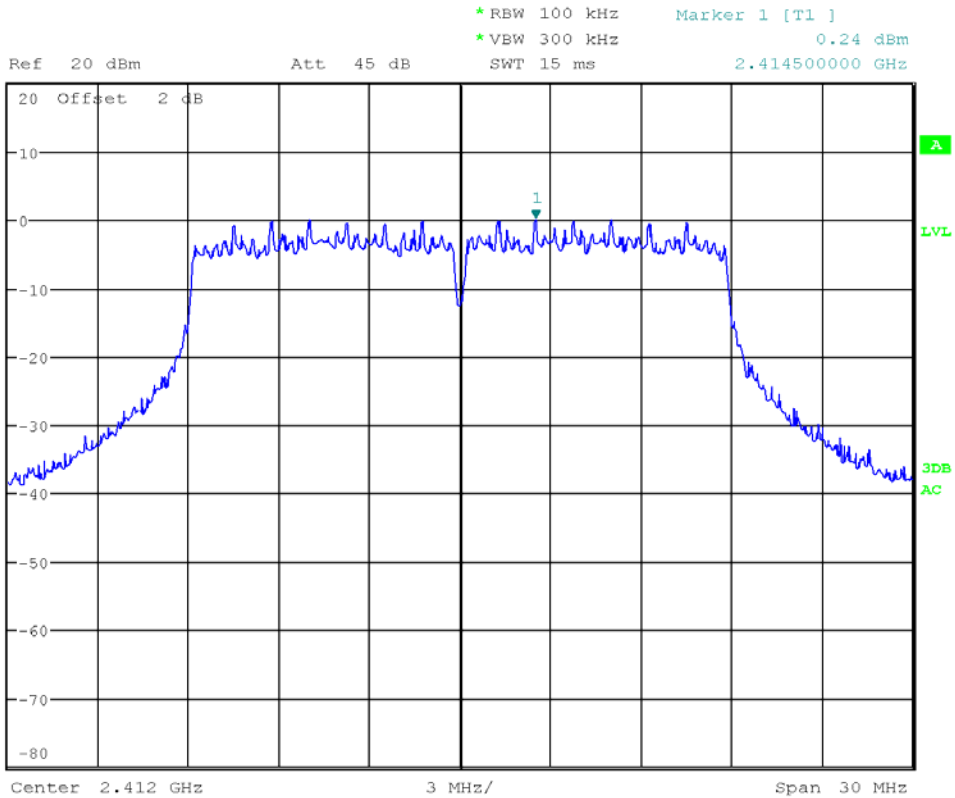
1G-10G



10G-25G

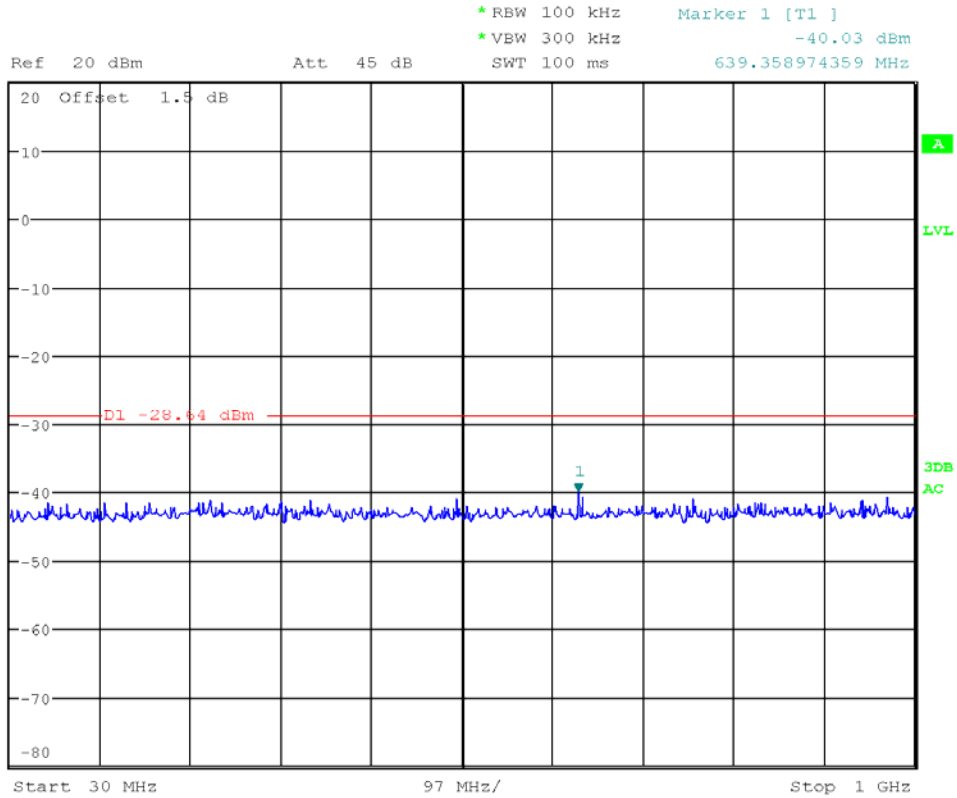


802.11n20 mode:
Channel 2412MHz
Reference level

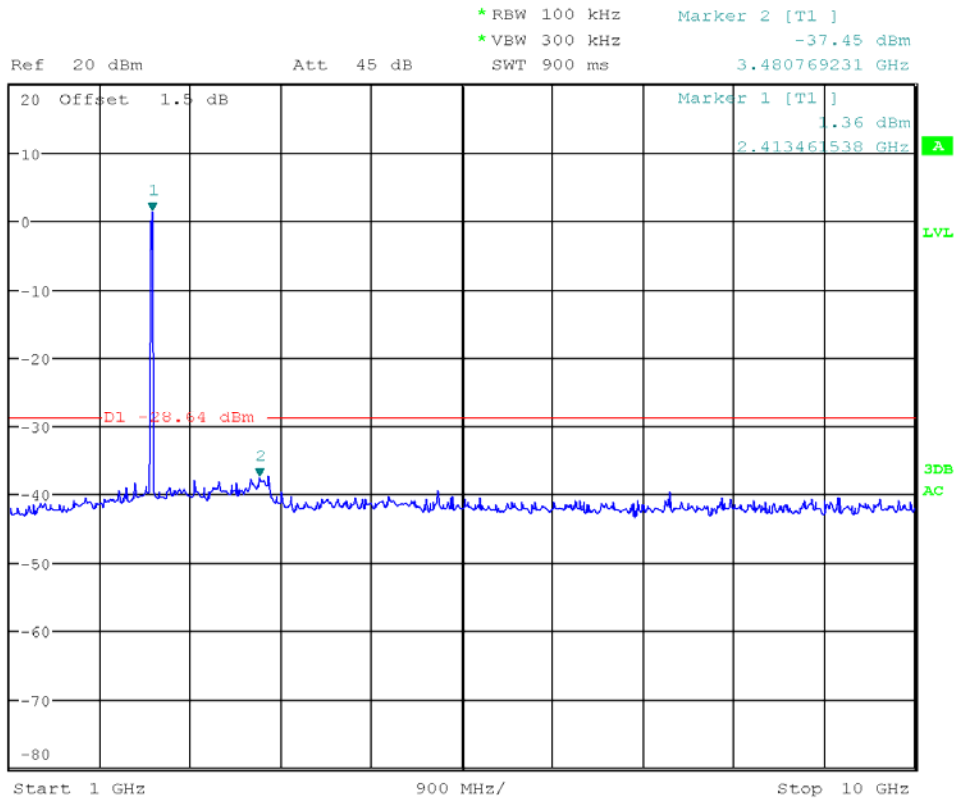


So the limit is -19.76dBm

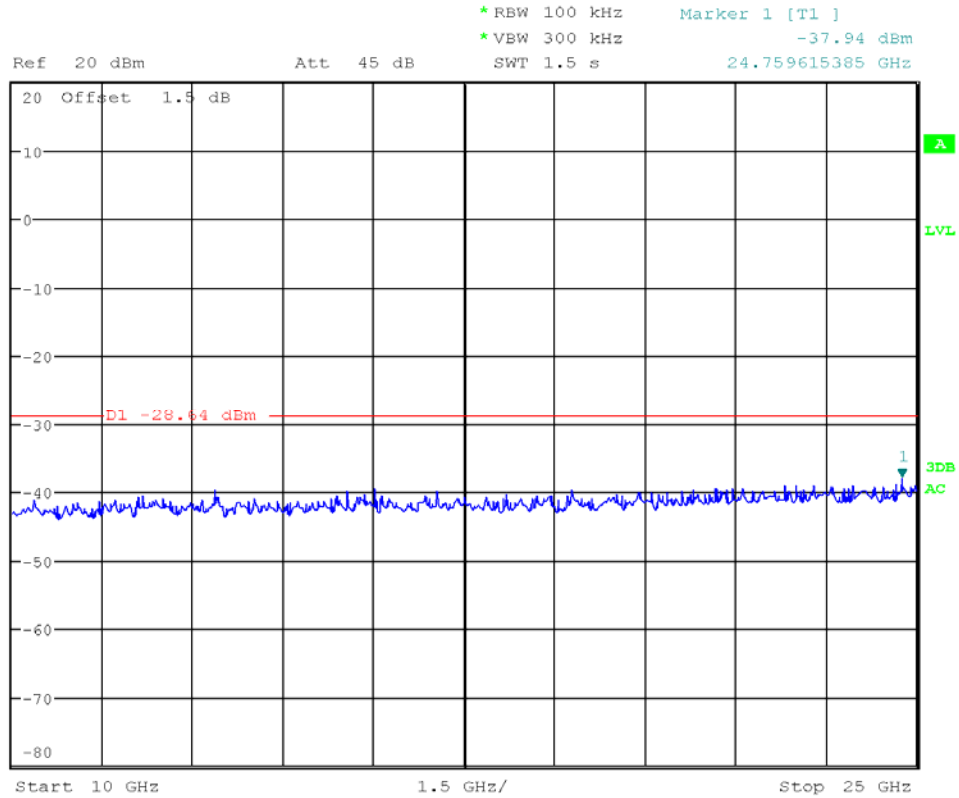
30M-1G



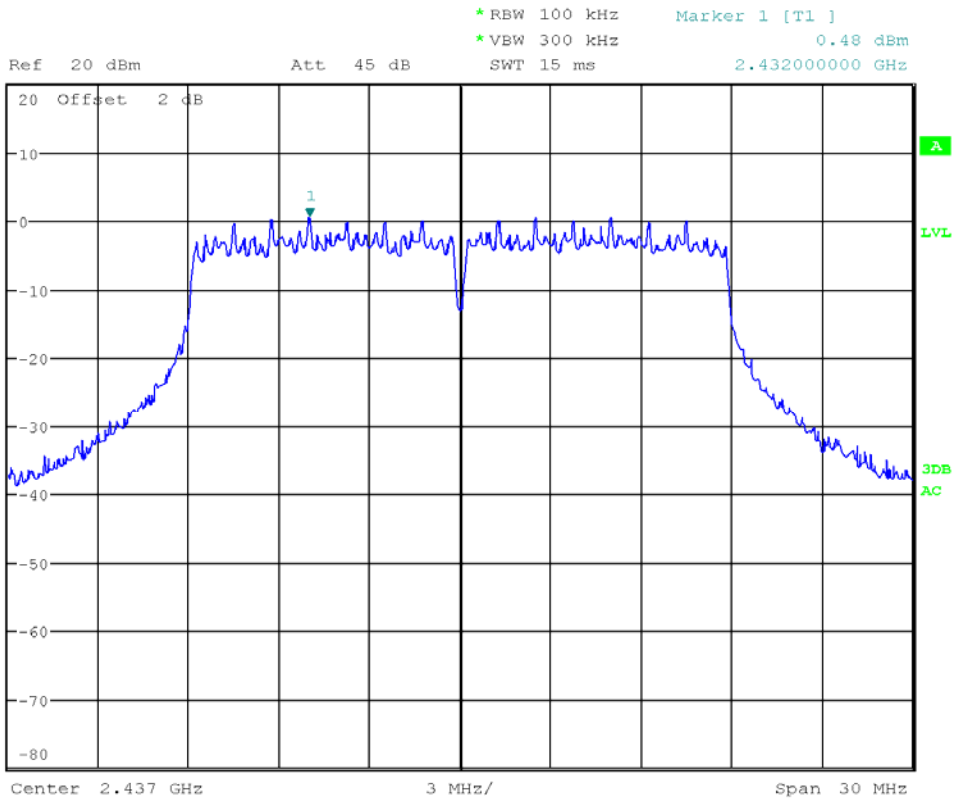
1G-10G



10G-25G

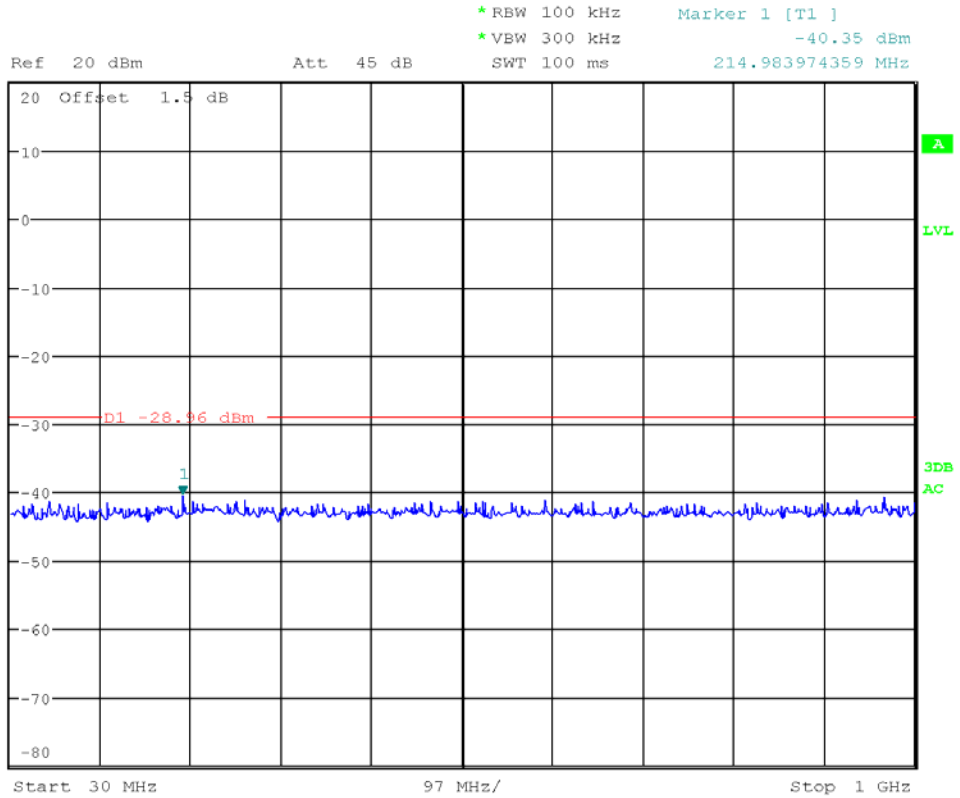


802.11n20 mode:
Channel 2437MHz
Reference level

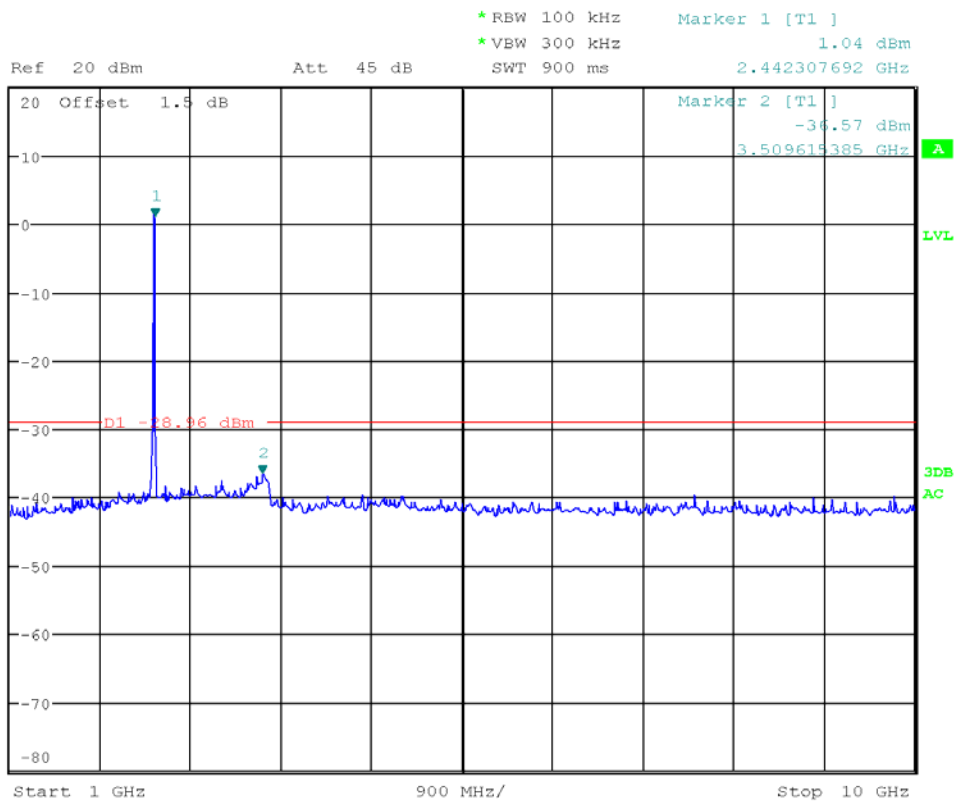


So the limit is -19.52dBm

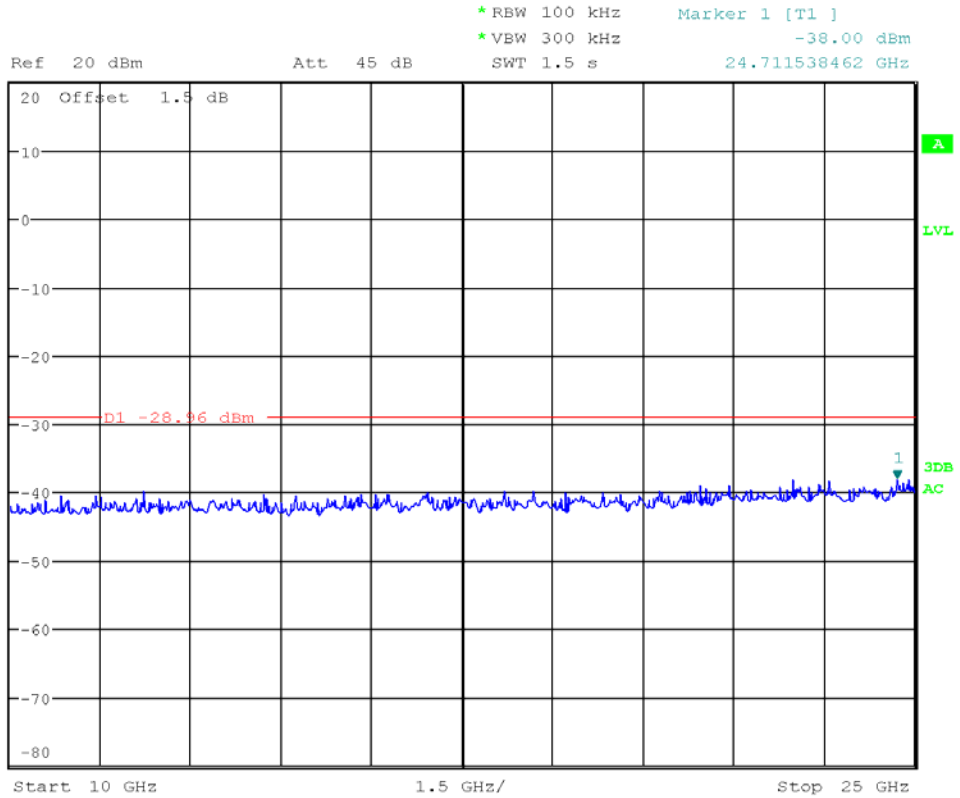
30M-1G



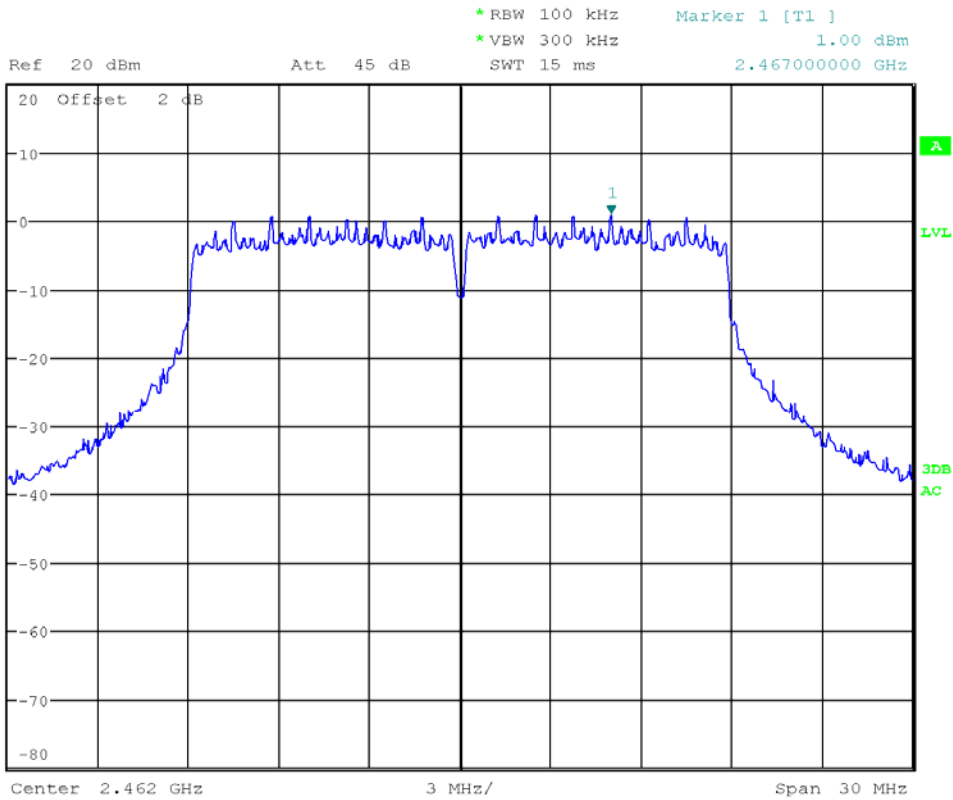
1G-10G



10G-25G

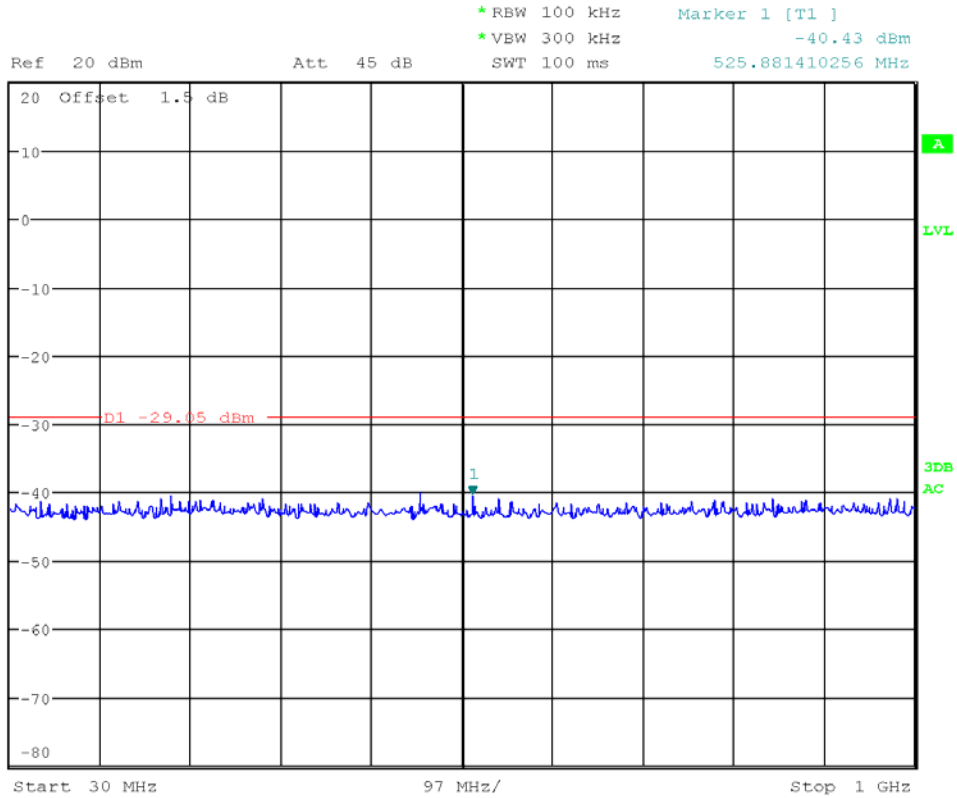


802.11n20 mode:
Channel 2462MHz
Reference level

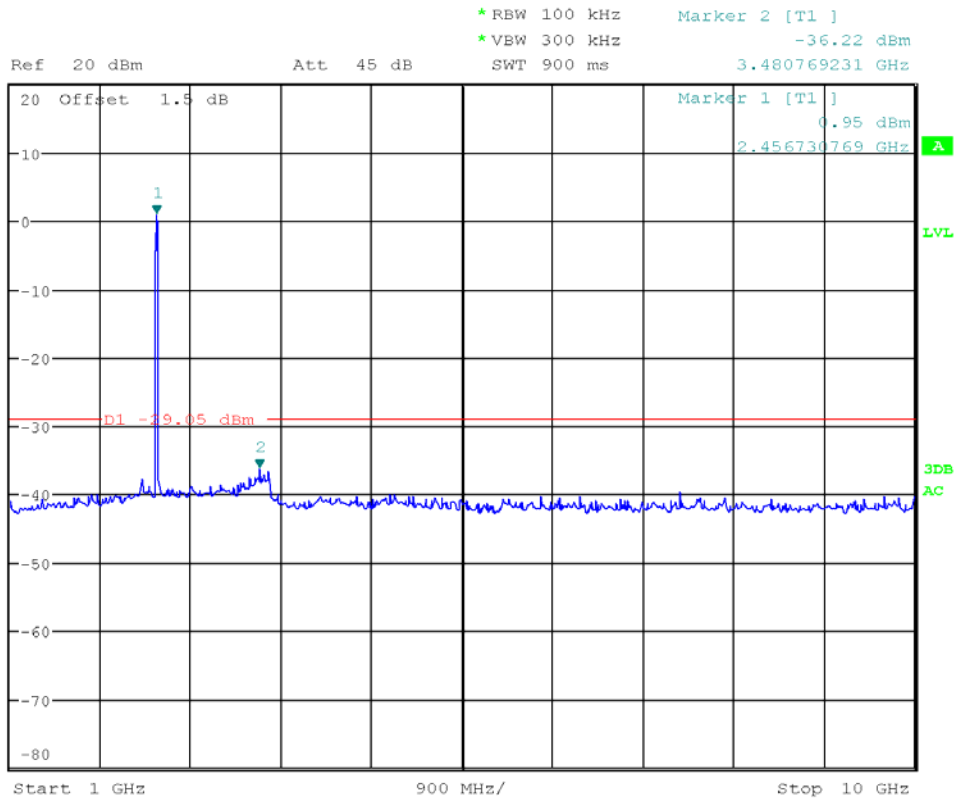


So the limit is -19dBm

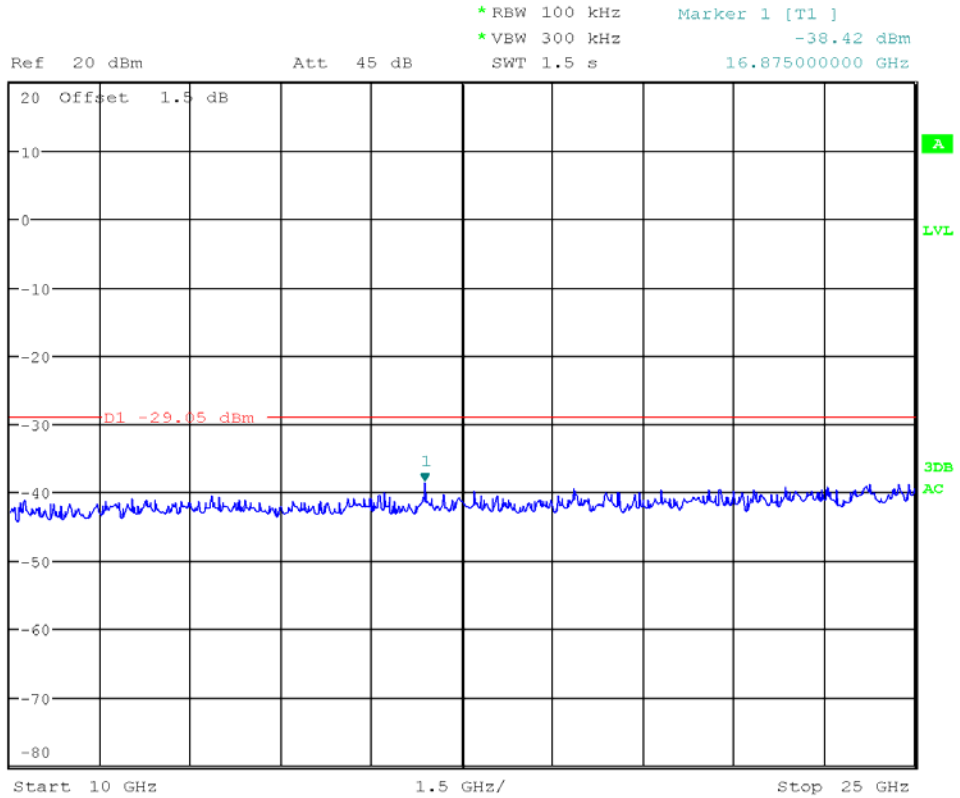
30M-1G



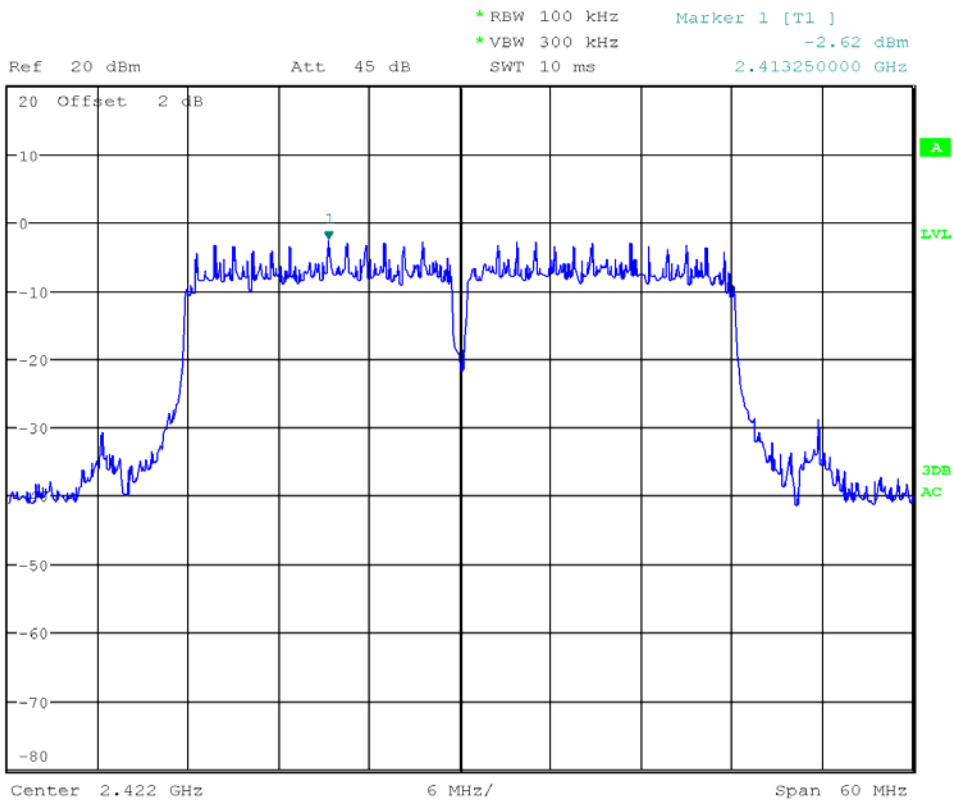
1G-10G



10G-25G

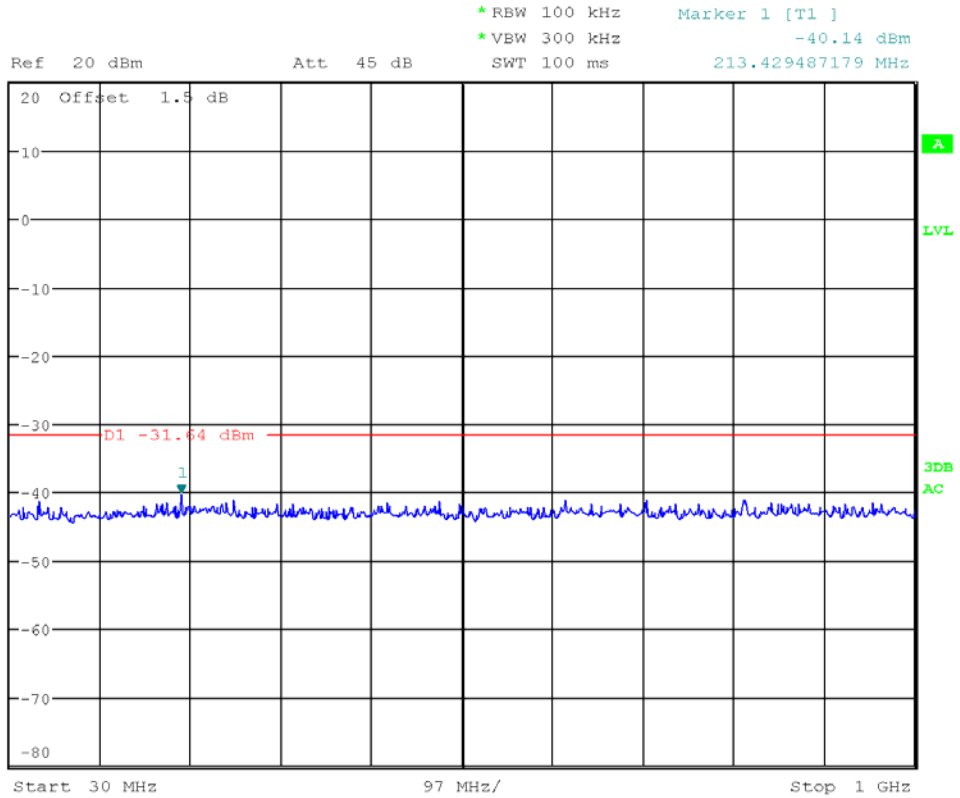


802.11n40 mode:
Channel 2422MHz
Reference level

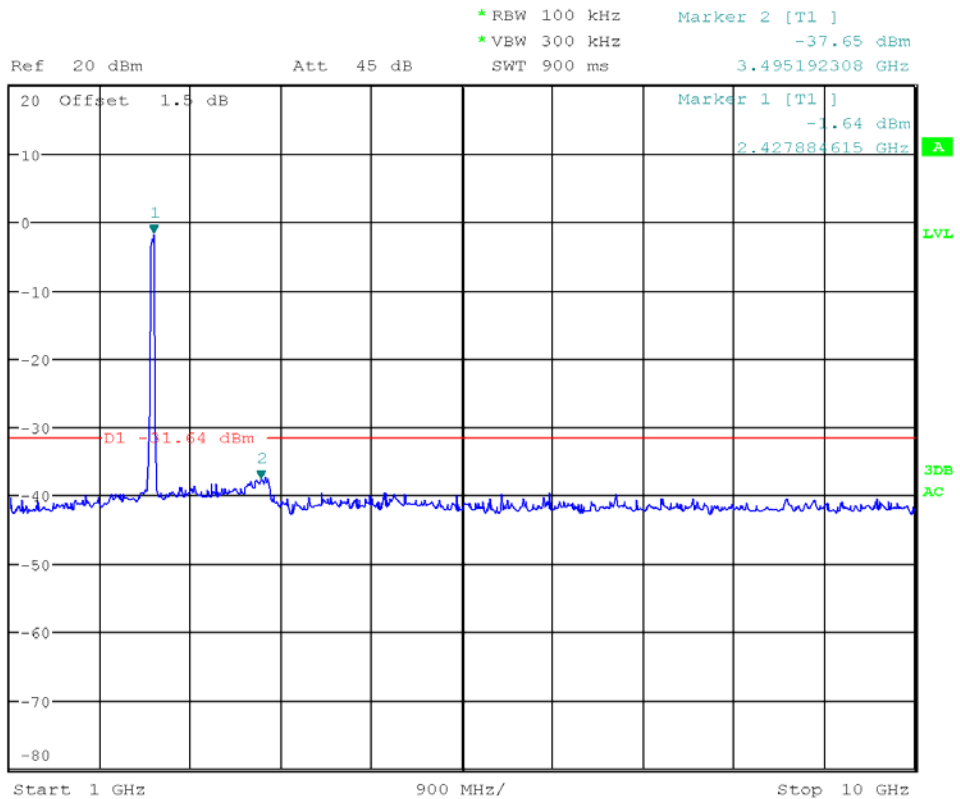


So the limit is -22.62dBm

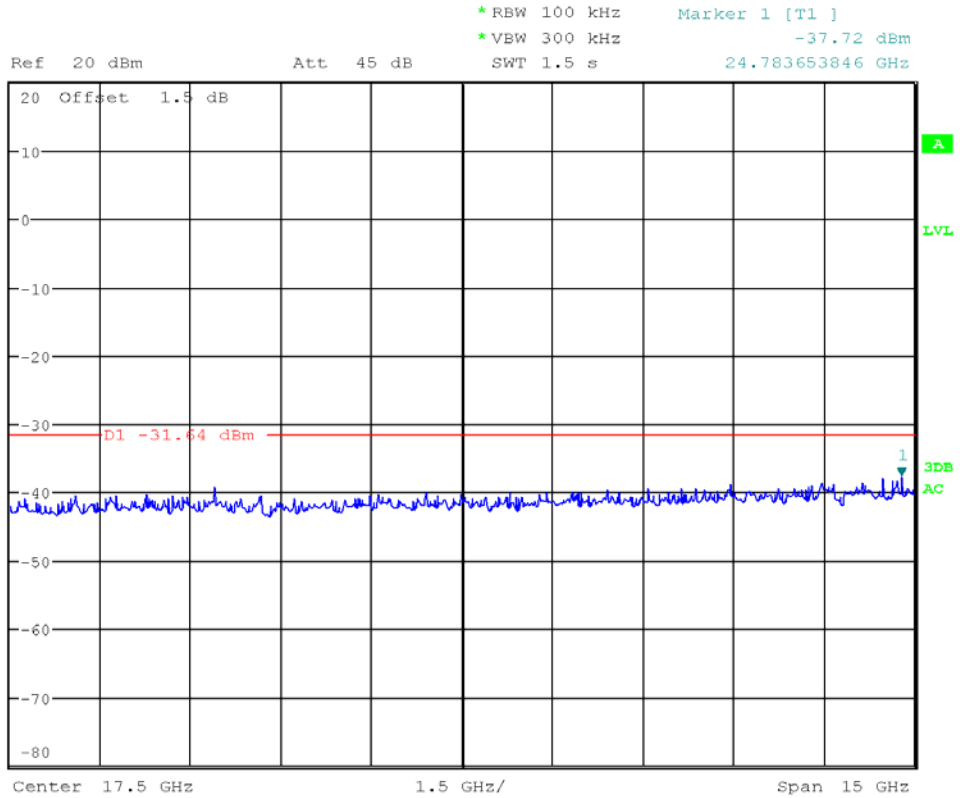
30M-1G



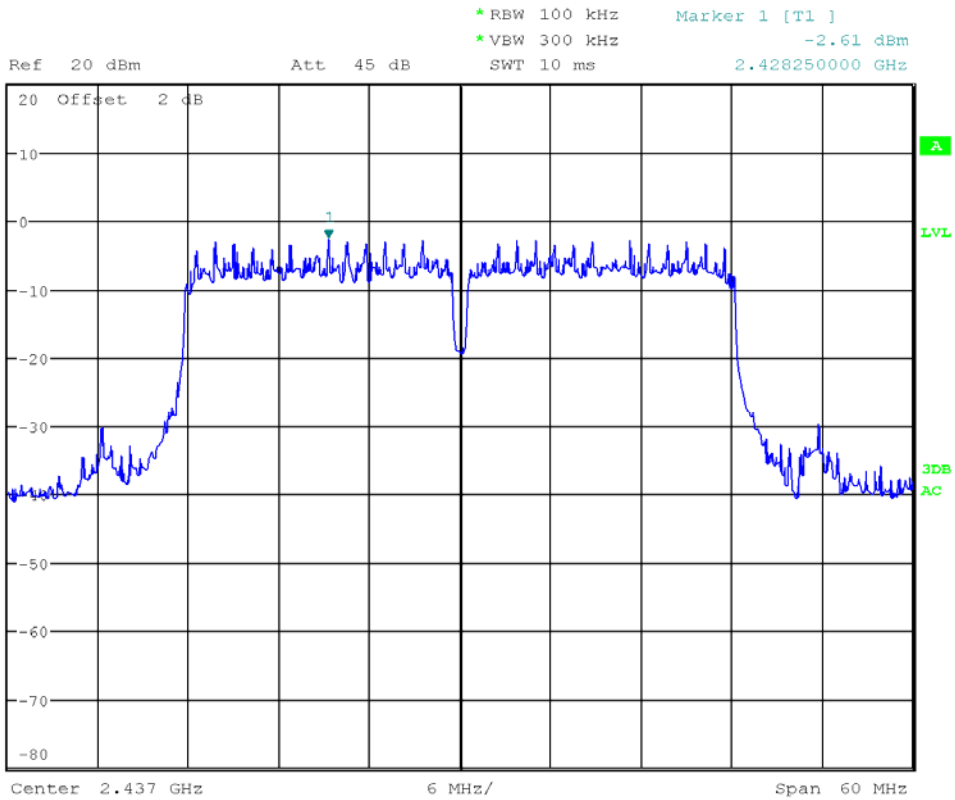
1G-10G



10G-25G

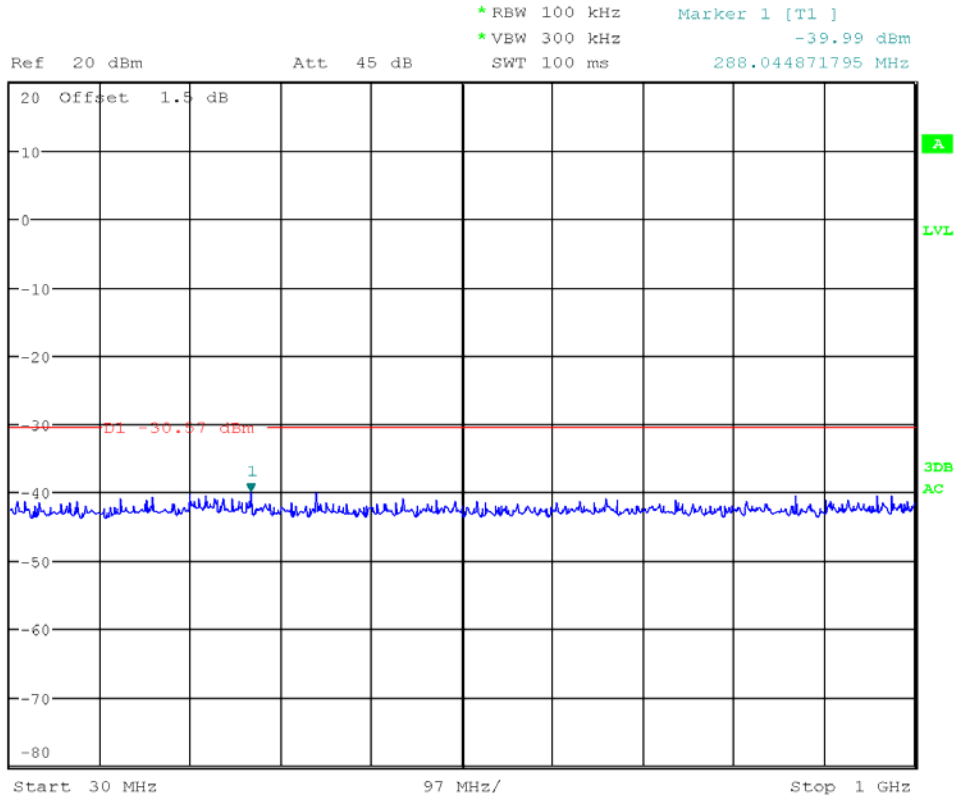


802.11n40 mode:
Channel 2437MHz
Reference level

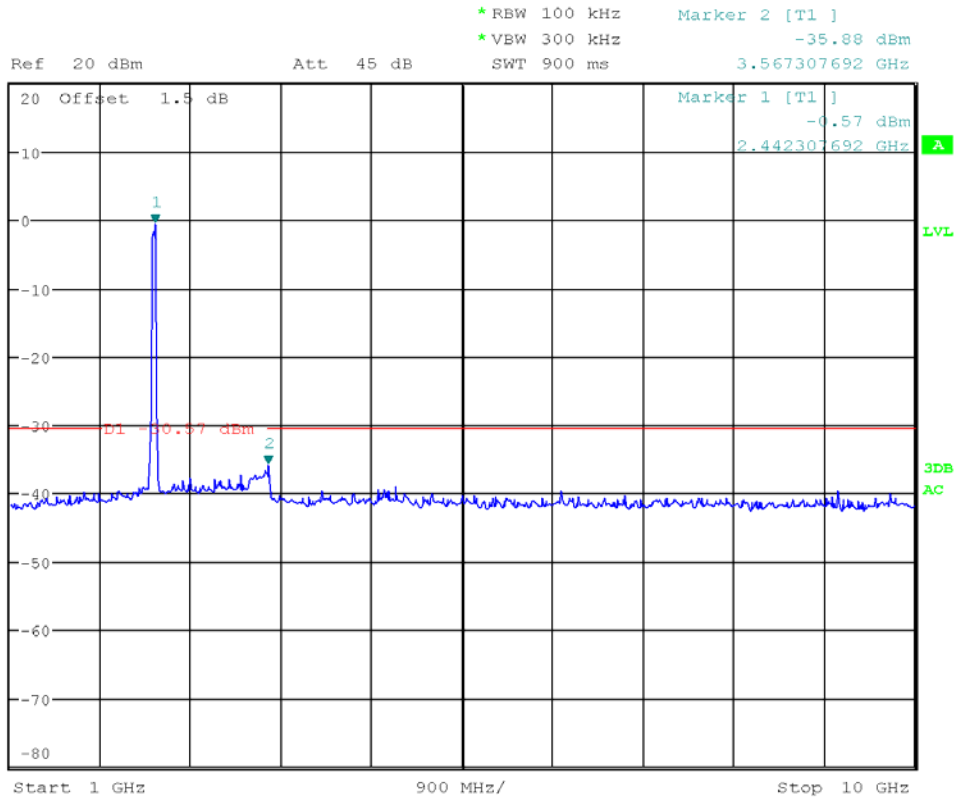


So the limit is -22.61dBm

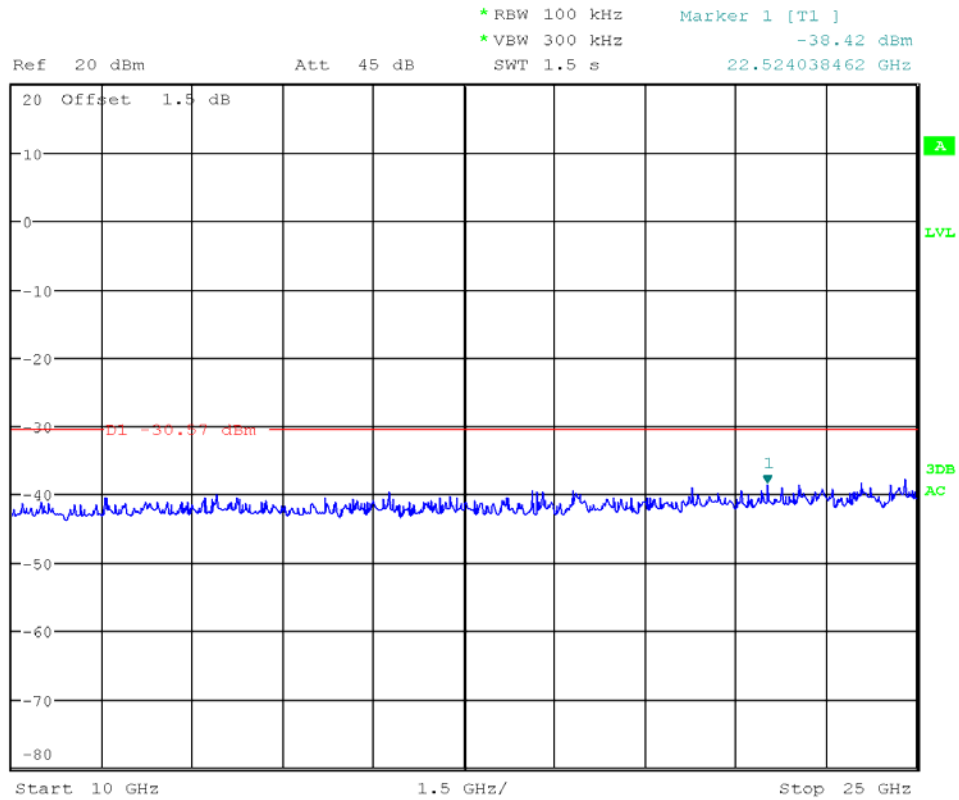
30M-1G



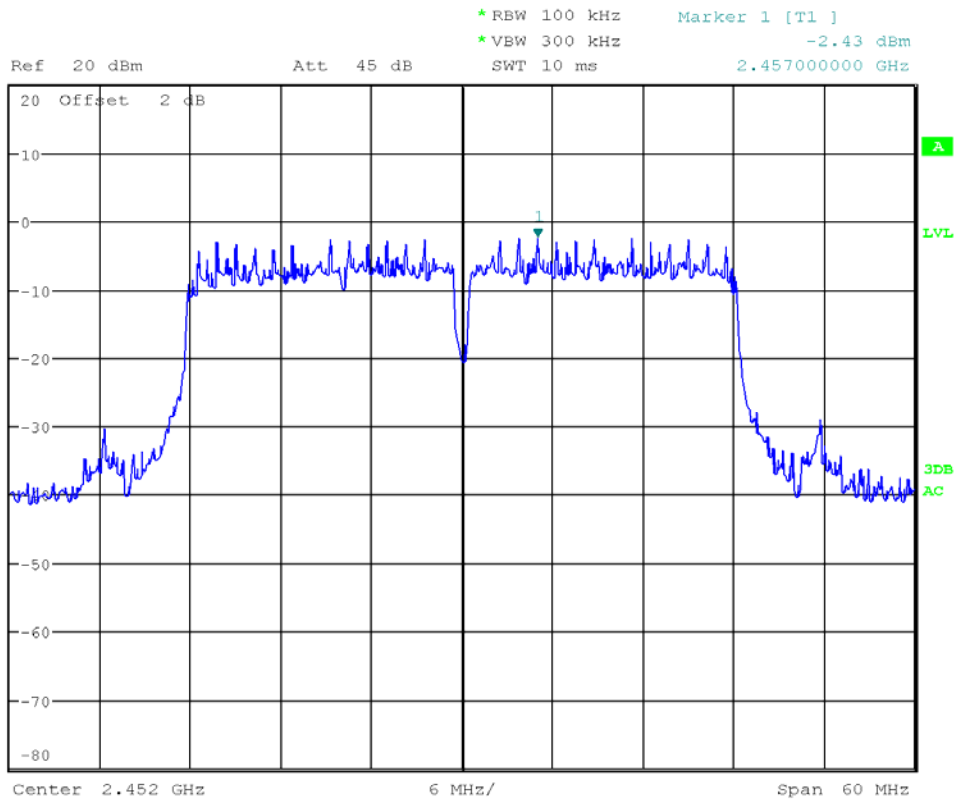
1G-10G



10G-25G

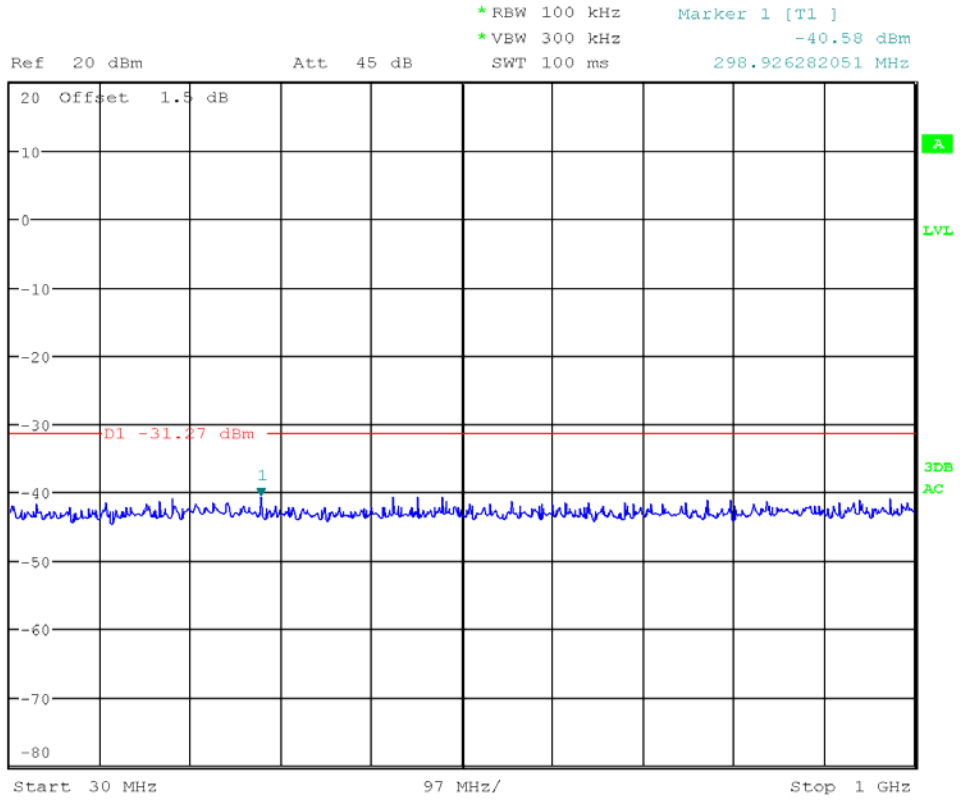


Channel 2452MHz Reference level

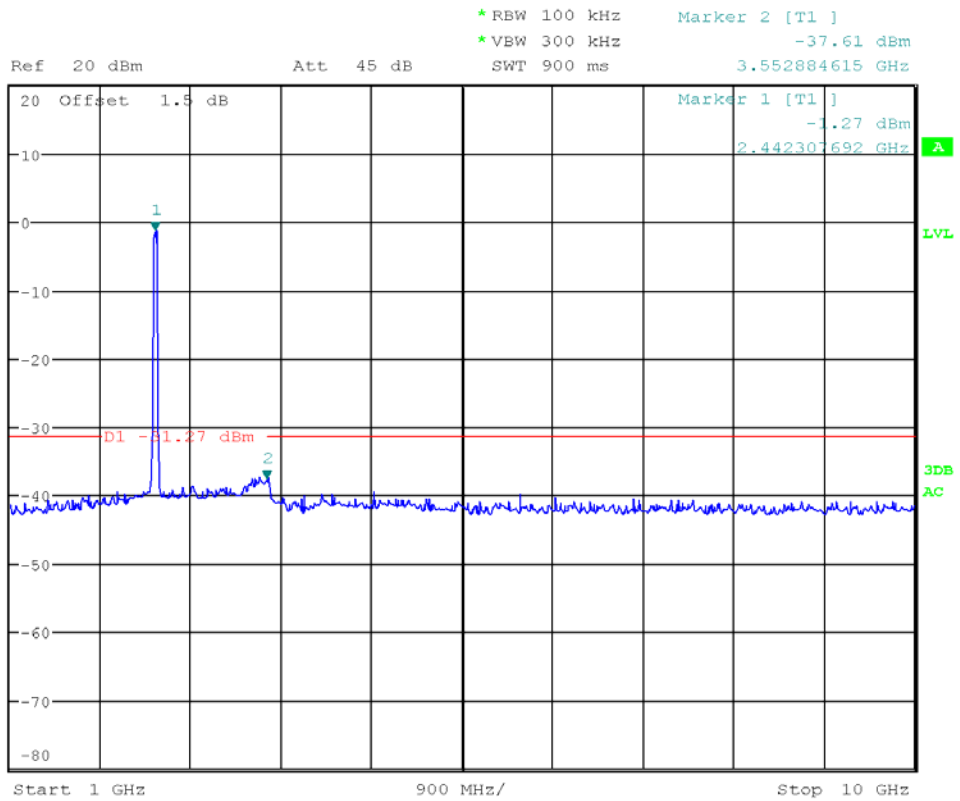


So the limit is -22.43dBm

30M-1G



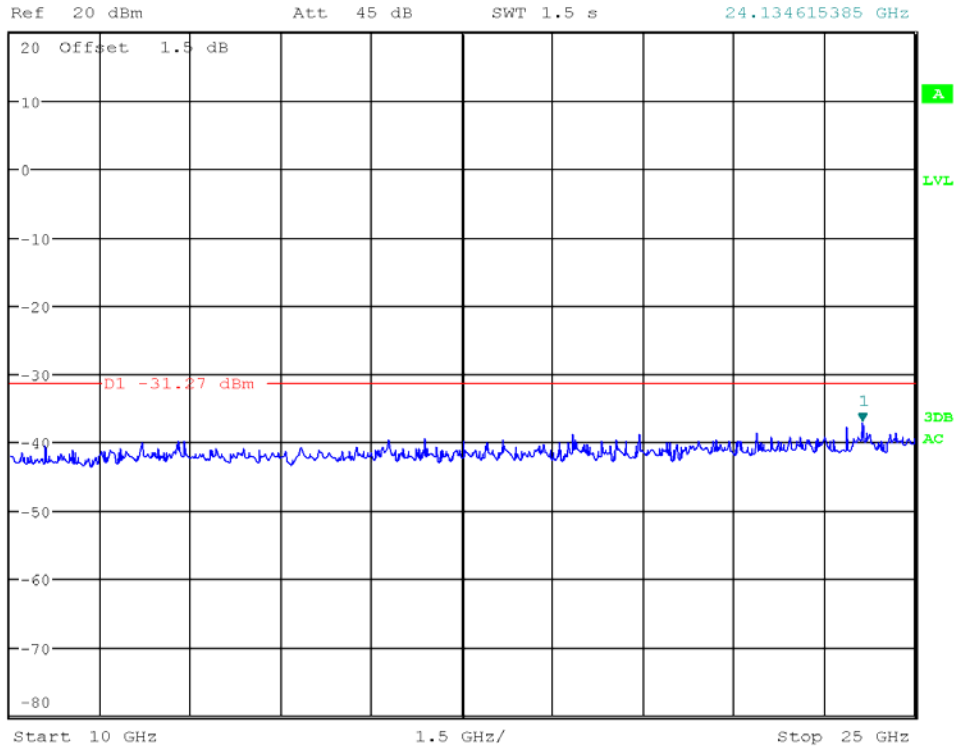
1G-10G



10G-25G



*RBW 100 kHz Marker 1 [T1]
*VBW 300 kHz -36.94 dBm
SWT 1.5 s 24.134615385 GHz



11. EMISSIONS IN RESTRICTED FREQUENCY BANDS

11.1 LIMITS

The DTS rules specify that emissions which fall into restricted frequency bands shall comply with the general radiated emission limits..

11.2 TEST PROCEDURES

Test procedures follow KDB 558074 D01 DTS Meas Guidance v03r01.

1. Check the calibration of the measuring instrument using either an internal calibrator or a known signal from an external generator.
2. Position the EUT without connection to measurement instrument. Turn on the EUT and connect its antenna terminal to measurement instrument via a low loss cable. Then set it to any one measured frequency within its operating range, and make sure the instrument is operated in its linear range.
3. Set the analyzer span to encompass the entire unwanted emission bandwidth above the measurement system noise level.
4. When Detector = peak, Set the RBW = 1 MHz. Set the VBW \geq 3 MHz. Ensure that the number of measurement points in the sweep \geq 2 x (span/RBW). Set sweep time = auto couple. When Detector = average. Set the RBW = 1 MHz. Set the VBW = 10Hz. Ensure that the number of measurement points in the sweep \geq 2 x (span/RBW). Set sweep time = auto couple. Employ trace averaging over a minimum of 100 traces.
5. Use the peak marker function to determine the maximum average power level in any 1 MHz of the unwanted emission.
6. Repeat above procedures until all measured frequencies were complete.

11.3 TEST SETUP

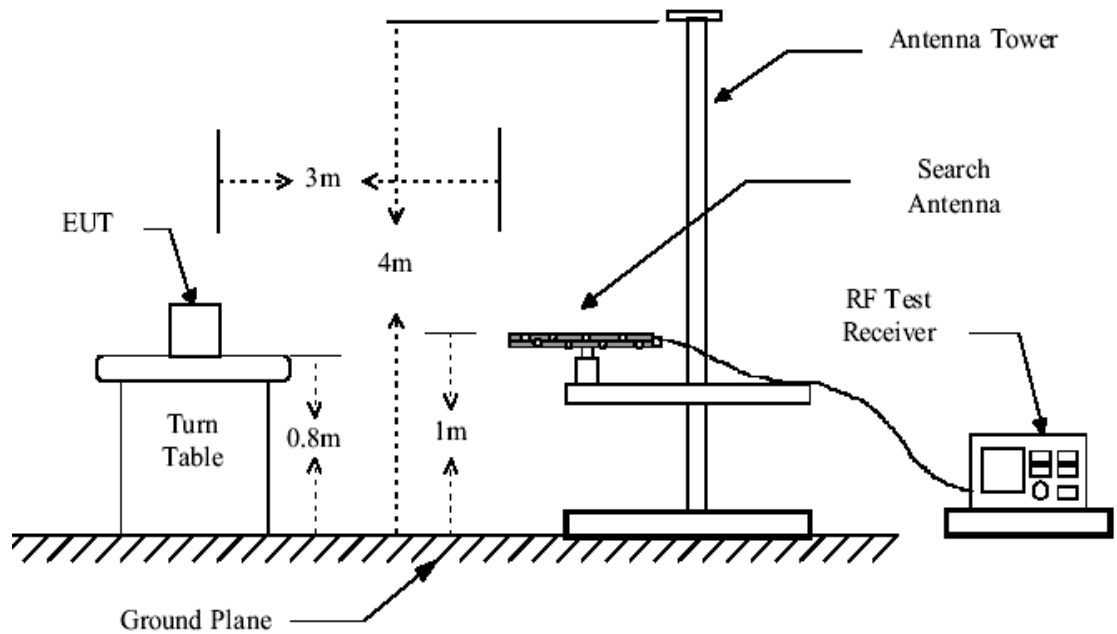


Figure 1. 30MHz to 1GHz radiated emissions test configuration

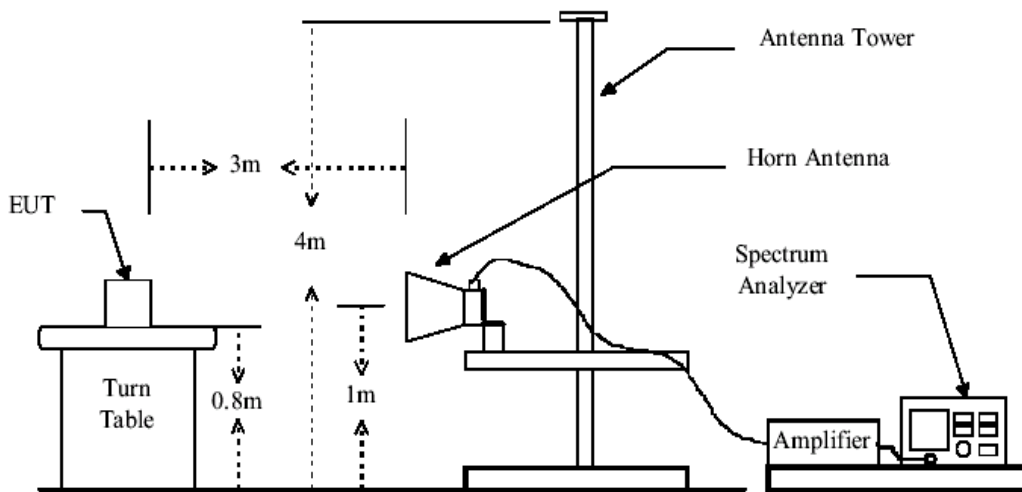
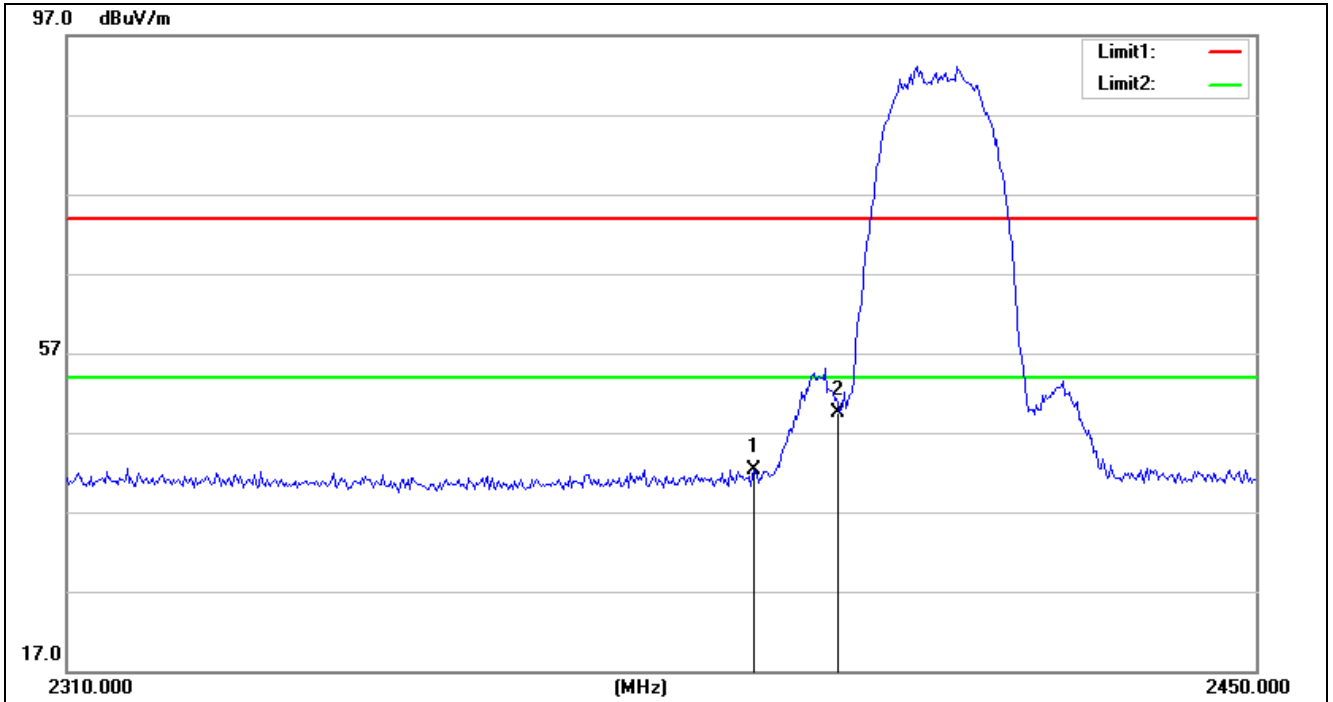


Figure 2. Above 1GHz radiated emissions test configuration

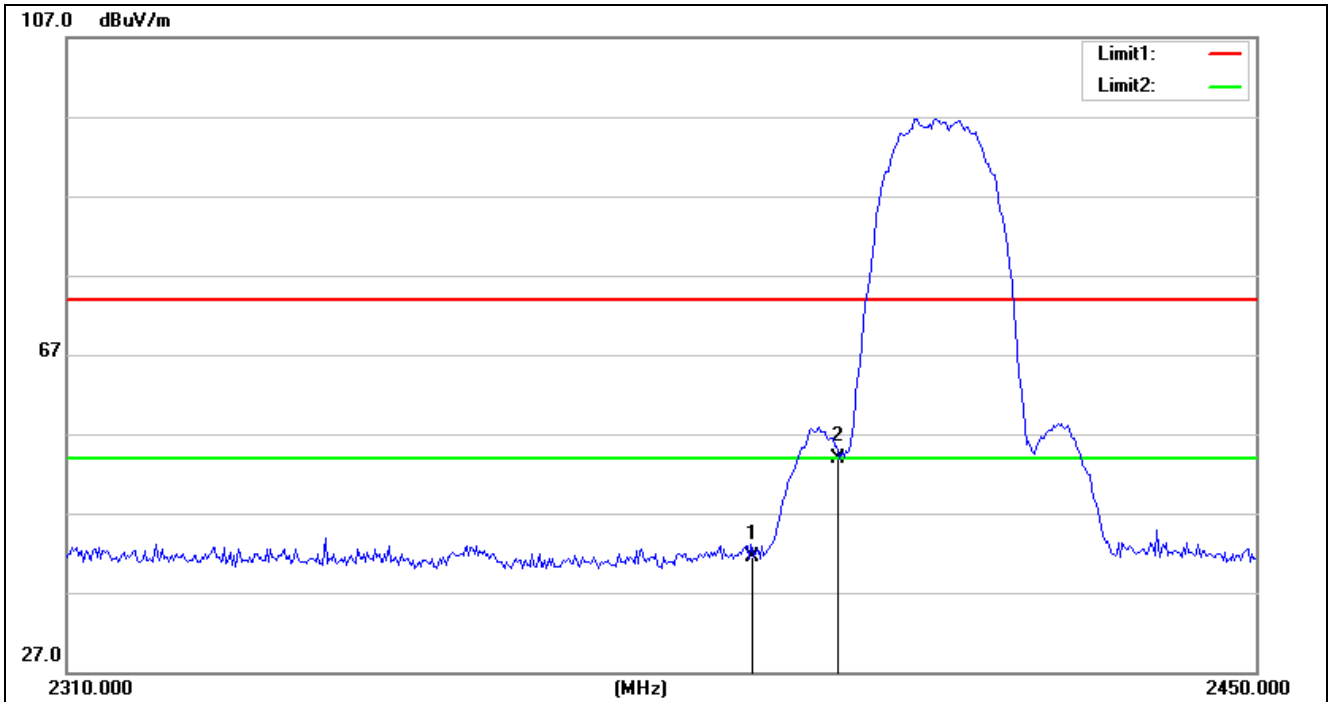
11.4 TEST RESULTS

Project No.:	ZJ00029362	Polarization:	Vertical
Standard:	(RE)FCC PART 15 class B 3m_PEAK	Power Source:	AC 120V/60Hz
Test item:	Radiation Test	Date:	2013-5-28
Temp./Hum.(%RH):	21/56%RH	Time:	9:51:01
EUT:	Blu-RAY DISC SYSTEM	Distance:	3m
Model:	BDS 280	Test Result:	Pass
Note:	802.11b 2412-PEAK		



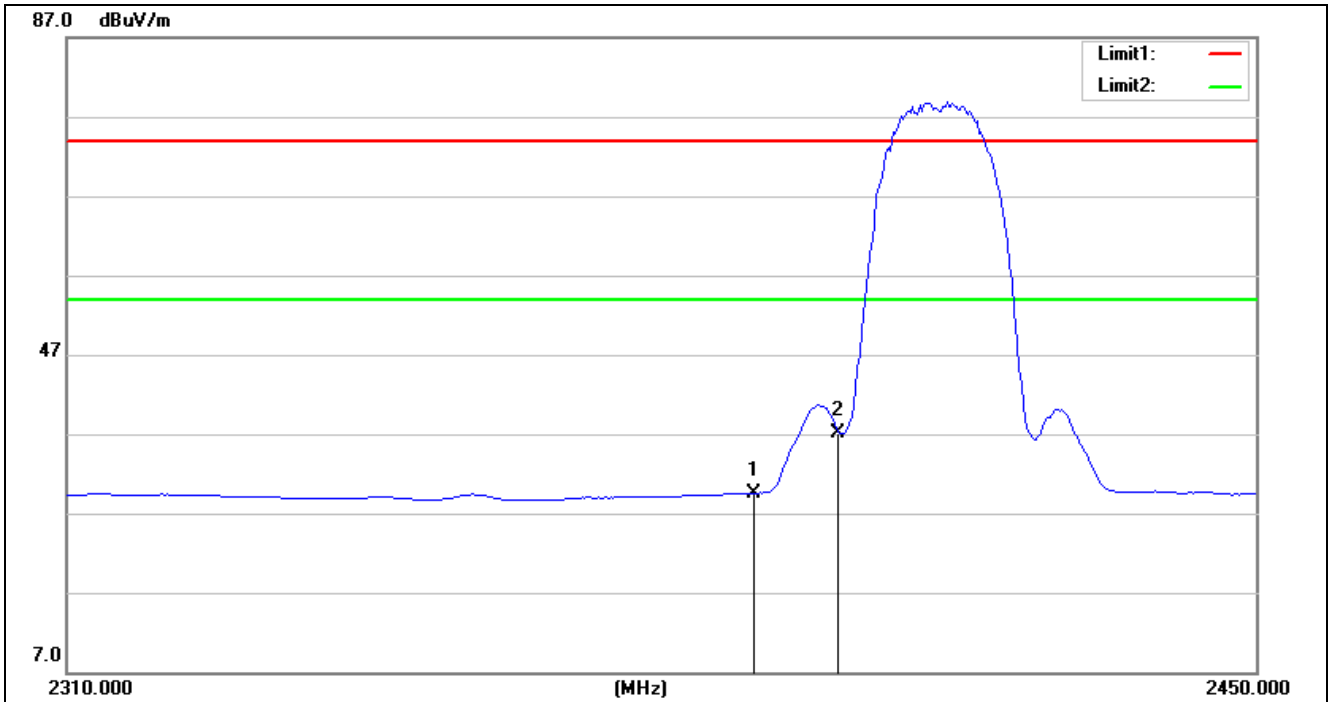
No.	Frequency (MHz)	Reading (dBuV/m)	Correct Factor(dB/m)	Result (dBuV/m)	Limit (dBuV/m)	Margin (dB)	Remark
1	2390.000	28.00	14.31	42.31	74.00	-31.69	peak
2	2400.000	34.83	14.58	49.41	74.00	-24.59	peak

Project No.:	ZJ00029362	Polarization:	Horizontal
Standard:	(RE)FCC PART 15 class B 3m_PEAK	Power Source:	AC 120V/60Hz
Test item:	Radiation Test	Date:	2013-5-28
Temp./Hum.(%RH):	21/56%RH	Time:	9:51:38
EUT:	Blu-RAY DISC SYSTEM	Distance:	3m
Model:	BDS 280	Test Result:	Pass
Note:	802.11b 2412-PEAK		



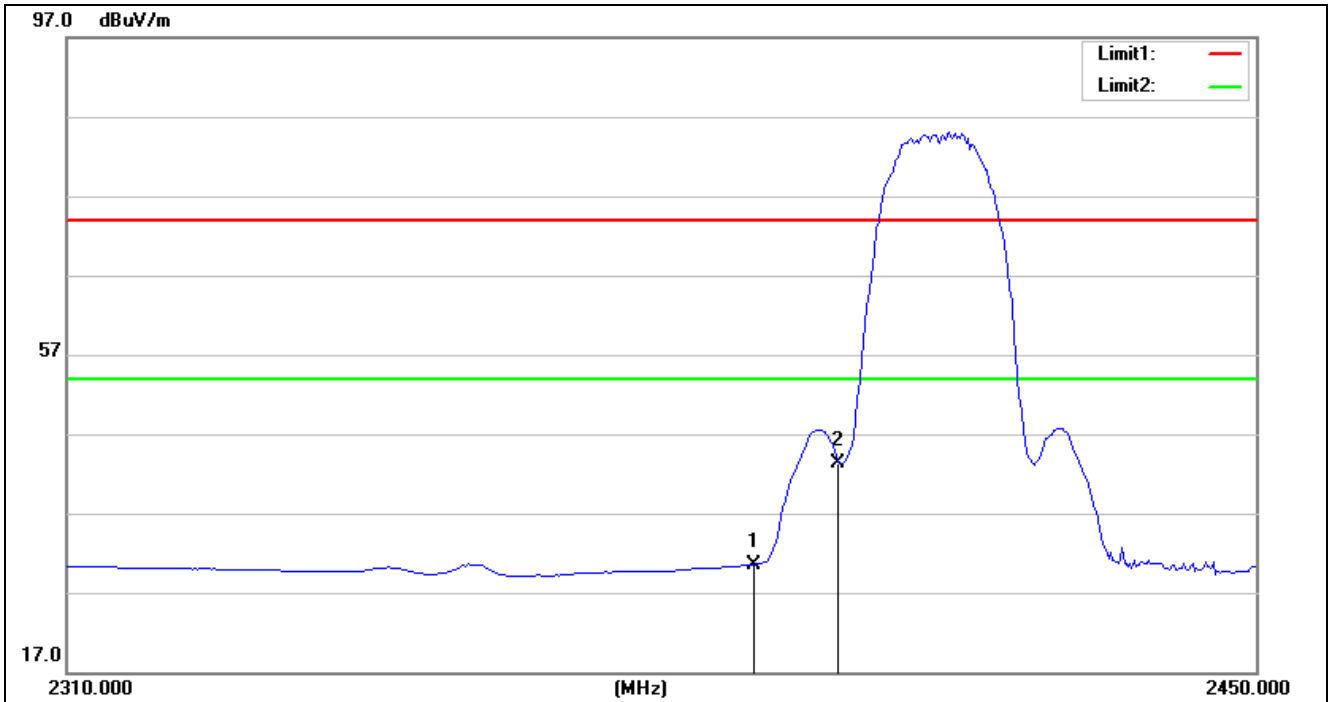
No.	Frequency (MHz)	Reading (dBuV/m)	Correct Factor(dB/m)	Result (dBuV/m)	Limit (dBuV/m)	Margin (dB)	Remark
1	2390.000	27.29	14.31	41.60	74.00	-32.40	peak
2	2400.000	39.28	14.58	53.86	74.00	-20.14	peak

Project No.:	ZJ00029362	Polarization:	Vertical
Standard:	(RE)FCC PART 15 class B 3m_AVG	Power Source:	AC 120V/60Hz
Test item:	Radiation Test	Date:	2013-5-28
Temp./Hum.(%RH):	21/56%RH	Time:	9:46:40
EUT:	Blu-RAY DISC SYSTEM	Distance:	3m
Model:	BDS 280	Test Result:	Pass
Note:	802.11b 2412-AVG		



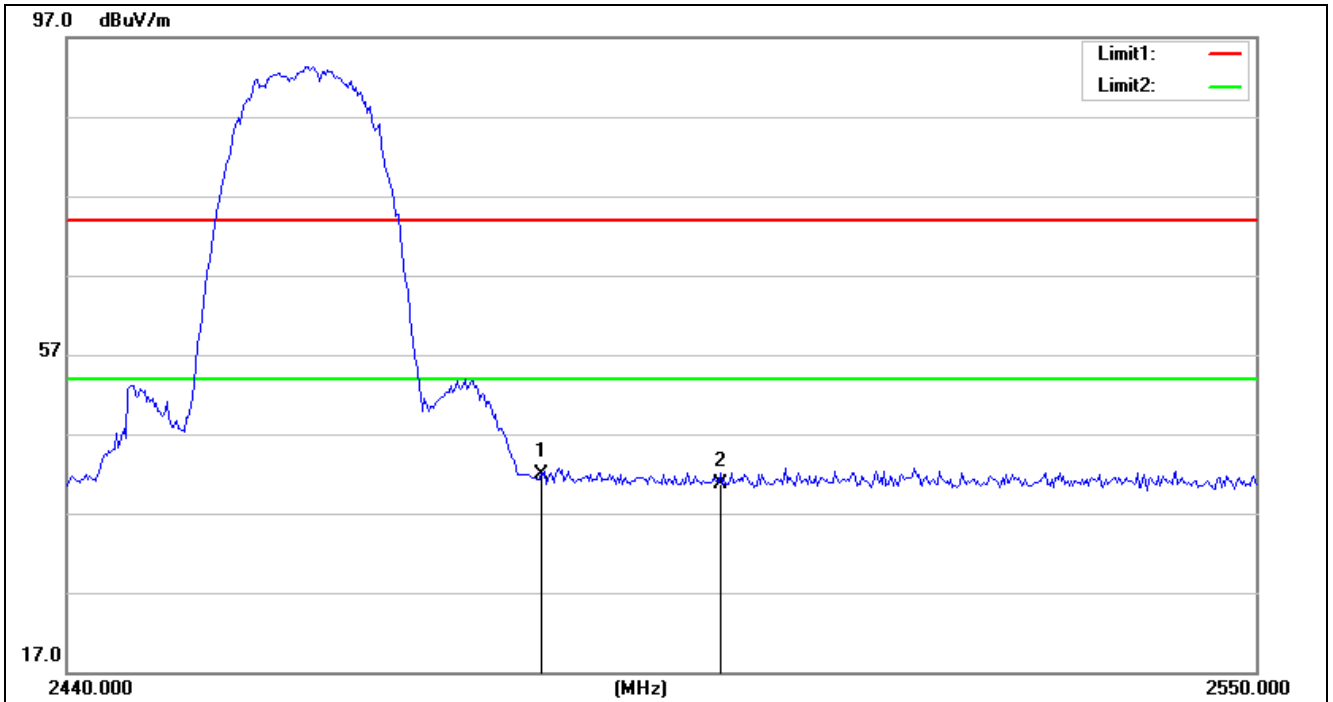
No.	Frequency (MHz)	Reading (dBuV/m)	Correct Factor(dB/m)	Result (dBuV/m)	Limit (dBuV/m)	Margin (dB)	Remark
1	2390.000	15.26	14.31	29.57	54.00	-24.43	AVG
2	2400.000	22.44	14.58	37.02	54.00	-16.98	AVG

Project No.:	ZJ00029362	Polarization:	Horizontal
Standard:	(RE)FCC PART 15 class B 3m_AVG	Power Source:	AC 120V/60Hz
Test item:	Radiation Test	Date:	2013-5-28
Temp./Hum.(%RH):	21/56%RH	Time:	9:45:00
EUT:	Blu-RAY DISC SYSTEM	Distance:	3m
Model:	BDS 280	Test Result:	Pass
Note:	802.11b 2412-AVG		



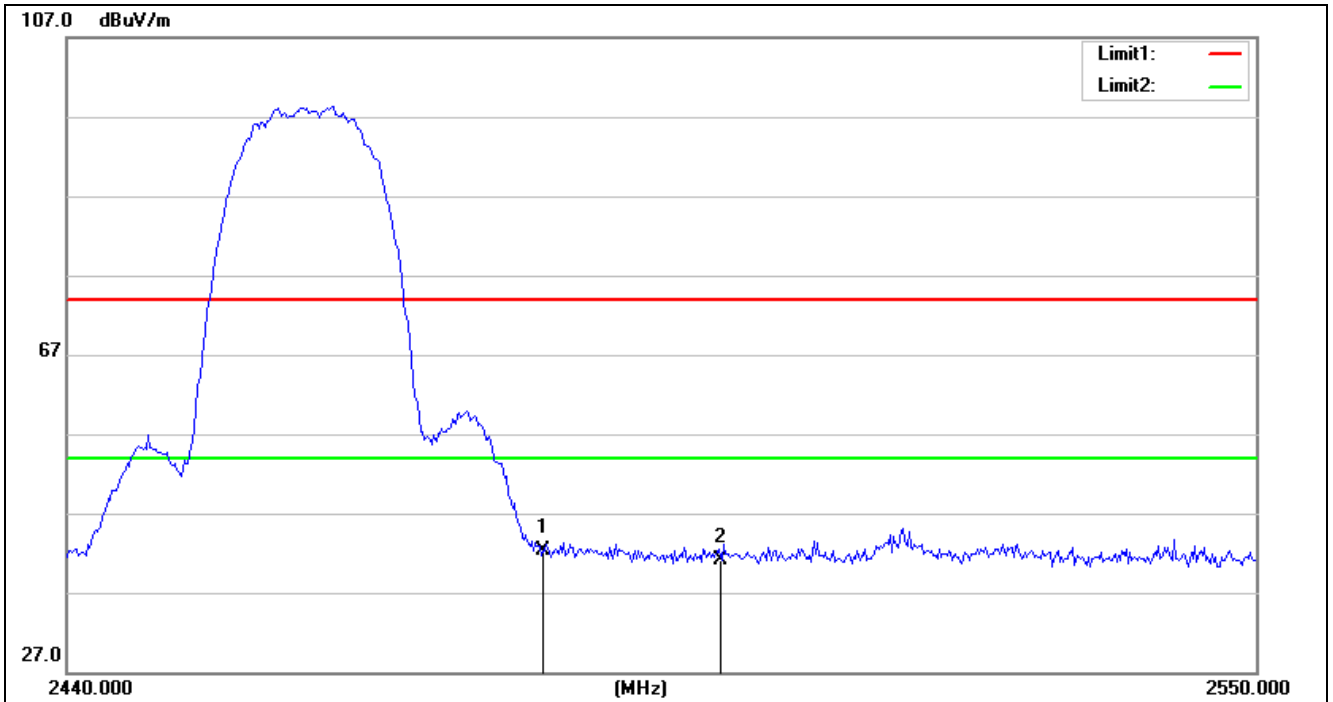
No.	Frequency (MHz)	Reading (dBuV/m)	Correct Factor(dB/m)	Result (dBuV/m)	Limit (dBuV/m)	Margin (dB)	Remark
1	2390.000	16.26	14.31	30.57	54.00	-23.43	AVG
2	2400.000	28.76	14.58	43.34	54.00	-10.66	AVG

Project No.:	ZJ00029362	Polarization:	Vertical
Standard:	(RE)FCC PART 15 class B 3m_PEAk	Power Source:	AC 120V/60Hz
Test item:	Radiation Test	Date:	2013-5-28
Temp./Hum.(%RH):	21/56%RH	Time:	9:56:01
EUT:	Blu-RAY DISC SYSTEM	Distance:	3m
Model:	BDS 280	Test Result:	Pass
Note:	802.11b 2462-PEAK		



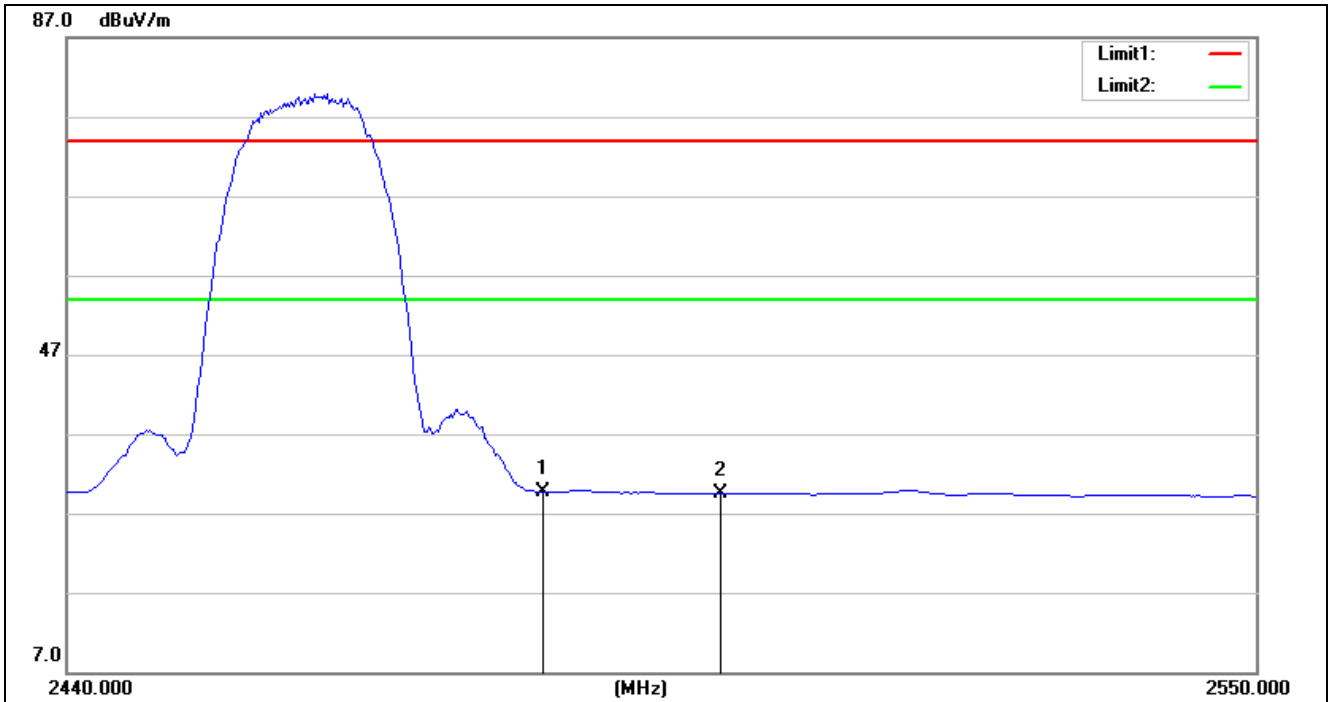
No.	Frequency (MHz)	Reading (dBuV/m)	Correct Factor(dB/m)	Result (dBuV/m)	Limit (dBuV/m)	Margin (dB)	Remark
1	2483.500	27.62	14.35	41.97	74.00	-32.03	peak
2	2500.000	26.40	14.27	40.67	74.00	-33.33	peak

Project No.:	ZJ00029362	Polarization:	Horizontal
Standard:	(RE)FCC PART 15 class B 3m_PEAk	Power Source:	AC 120V/60Hz
Test item:	Radiation Test	Date:	2013-5-28
Temp./Hum.(%RH):	21/56%RH	Time:	9:54:57
EUT:	Blu-RAY DISC SYSTEM	Distance:	3m
Model:	BDS 280	Test Result:	Pass
Note:	802.11b 2462-PEAK		



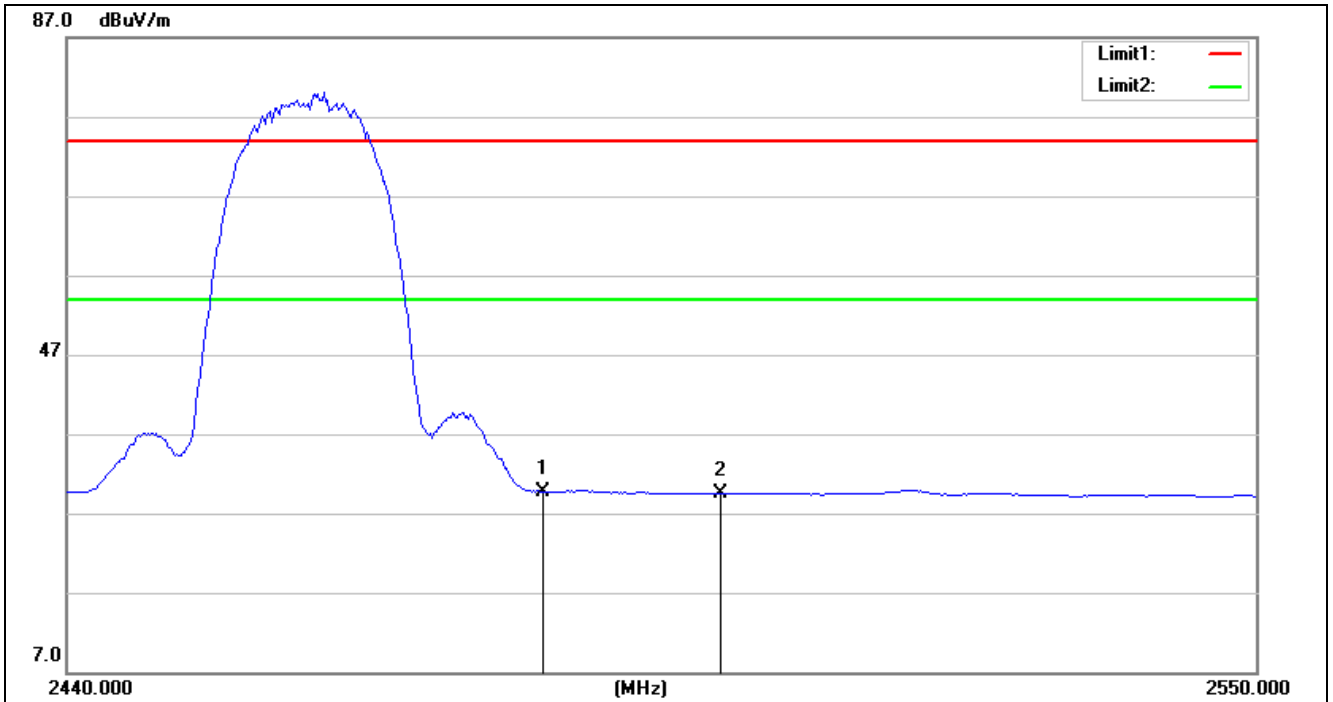
No.	Frequency (MHz)	Reading (dBuV/m)	Correct Factor(dB/m)	Result (dBuV/m)	Limit (dBuV/m)	Margin (dB)	Remark
1	2483.500	28.04	14.35	42.39	74.00	-31.61	peak
2	2500.000	26.85	14.27	41.12	74.00	-32.88	peak

Project No.:	ZJ00029362	Polarization:	Vertical
Standard:	(RE)FCC PART 15 class B 3m_AVG	Power Source:	AC 120V/60Hz
Test item:	Radiation Test	Date:	2013-5-28
Temp./Hum.(%RH):	21/56%RH	Time:	9:58:24
EUT:	Blu-RAY DISC SYSTEM	Distance:	3m
Model:	BDS 280	Test Result:	Pass
Note:	802.11b 2462-AVG		



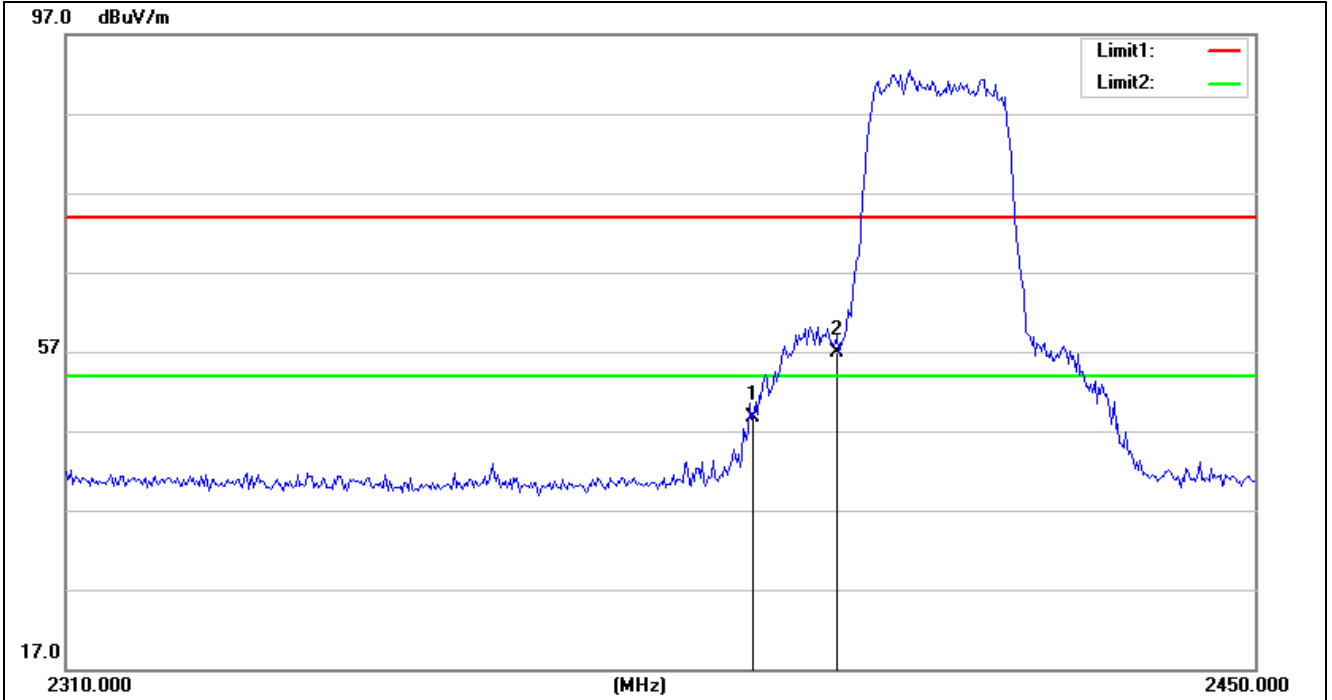
No.	Frequency (MHz)	Reading (dBuV/m)	Correct Factor(dB/m)	Result (dBuV/m)	Limit (dBuV/m)	Margin (dB)	Remark
1	2483.500	15.43	14.35	29.78	54.00	-24.22	AVG
2	2500.000	15.29	14.27	29.56	54.00	-24.44	AVG

Project No.:	ZJ00029362	Polarization:	Horizontal
Standard:	(RE)FCC PART 15 class B 3m_AVG	Power Source:	AC 120V/60Hz
Test item:	Radiation Test	Date:	2013-5-28
Temp./Hum.(%RH):	21/56%RH	Time:	9:59:46
EUT:	Blu-RAY DISC SYSTEM	Distance:	3m
Model:	BDS 280	Test Result:	Pass
Note:	802.11b 2462-AVG		



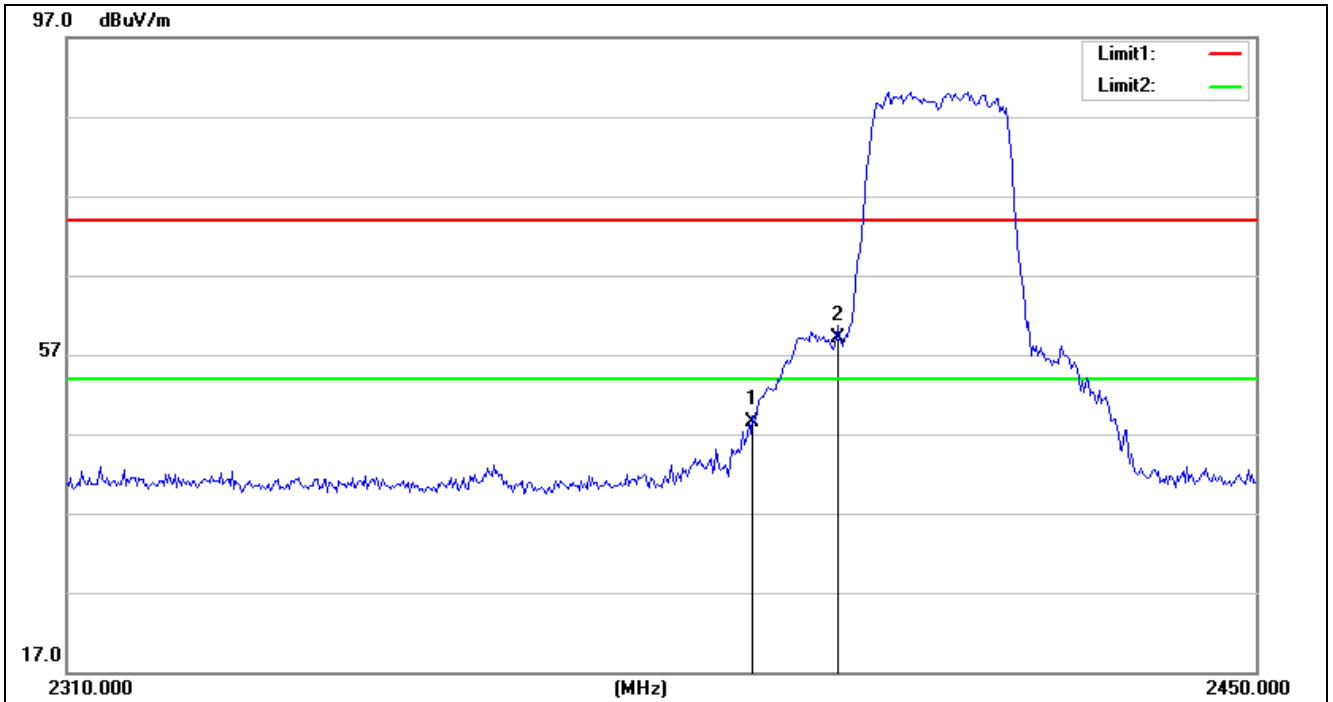
No.	Frequency (MHz)	Reading (dBuV/m)	Correct Factor(dB/m)	Result (dBuV/m)	Limit (dBuV/m)	Margin (dB)	Remark
1	2483.500	15.44	14.35	29.79	54.00	-24.21	AVG
2	2500.000	15.27	14.27	29.54	54.00	-24.46	AVG

Project No.:	ZJ00029362	Polarization:	Vertical
Standard:	(RE)FCC PART 15 class B 3m_PEAK	Power Source:	AC 120V/60Hz
Test item:	Radiation Test	Date:	2013-5-28
Temp./Hum.(%RH):	21/56%RH	Time:	10:07:44
EUT:	Blu-RAY DISC SYSTEM	Distance:	3m
Model:	BDS 280	Test Result:	Pass
Note:	802.11g 2412-PEAK		



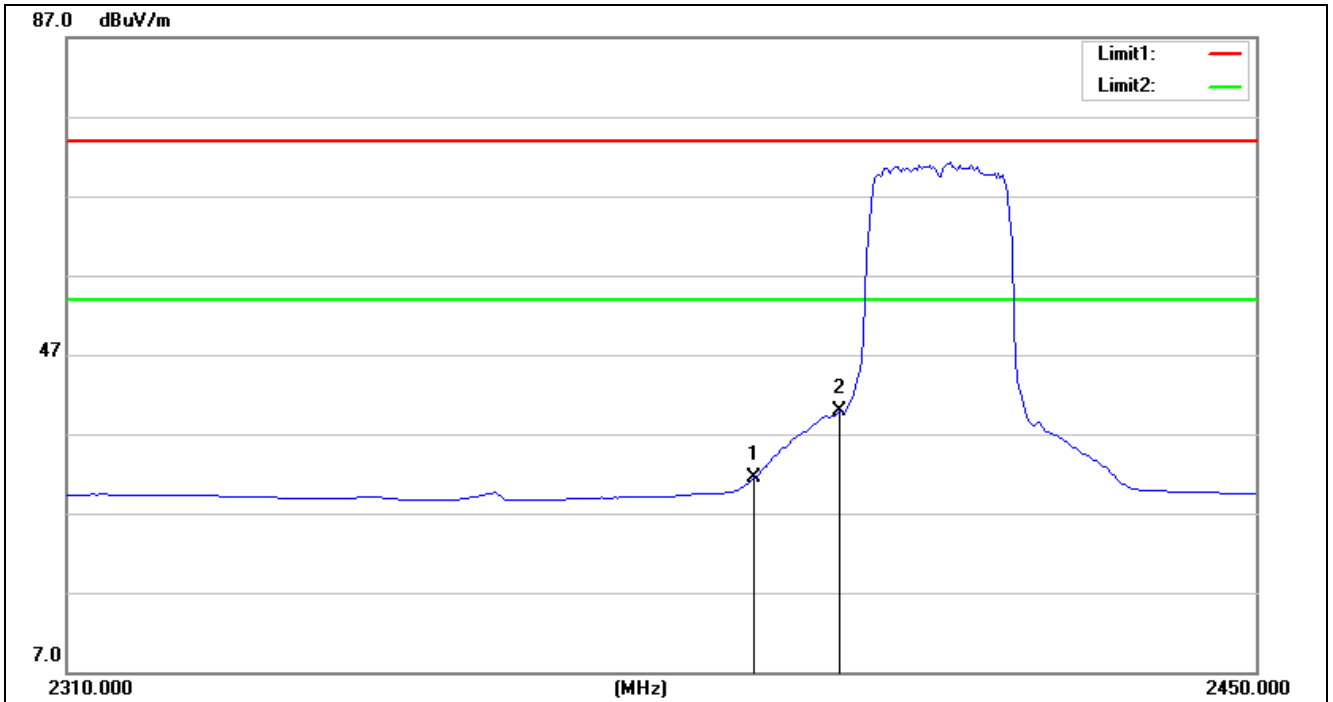
No.	Frequency (MHz)	Reading (dBuV/m)	Correct Factor(dB/m)	Result (dBuV/m)	Limit (dBuV/m)	Margin (dB)	Remark
1	2390.000	34.37	14.31	48.68	74.00	-25.32	peak
2	2400.000	42.35	14.58	56.93	74.00	-17.07	peak

Project No.:	ZJ00029362	Polarization:	Horizontal
Standard:	(RE)FCC PART 15 class B 3m_PEAK	Power Source:	AC 120V/60Hz
Test item:	Radiation Test	Date:	2013-5-28
Temp./Hum.(%RH):	21/56%RH	Time:	10:08:26
EUT:	Blu-RAY DISC SYSTEM	Distance:	3m
Model:	BDS 280	Test Result:	Pass
Note:	802.11g 2412-PEAK		



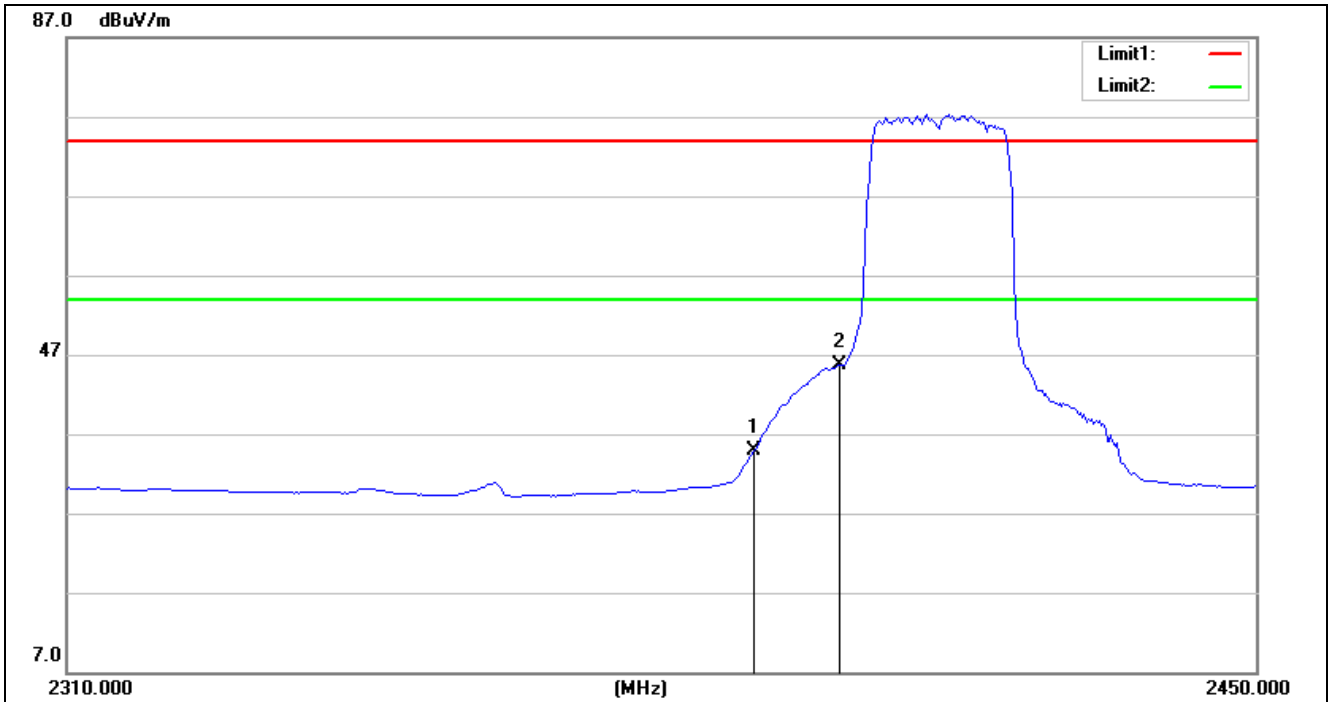
No.	Frequency (MHz)	Reading (dBuV/m)	Correct Factor(dB/m)	Result (dBuV/m)	Limit (dBuV/m)	Margin (dB)	Remark
1	2390.000	34.14	14.31	48.45	74.00	-25.55	peak
2	2400.000	44.43	14.58	59.01	74.00	-14.99	peak

Project No.:	ZJ00029362	Polarization:	Vertical
Standard:	(RE)FCC PART 15 class B 3m_AVG	Power Source:	AC 120V/60Hz
Test item:	Radiation Test	Date:	2013-5-28
Temp./Hum.(%RH):	21/56%RH	Time:	10:07:05
EUT:	Blu-RAY DISC SYSTEM	Distance:	3m
Model:	BDS 280	Test Result:	Pass
Note:	802.11g 2412-AVG		



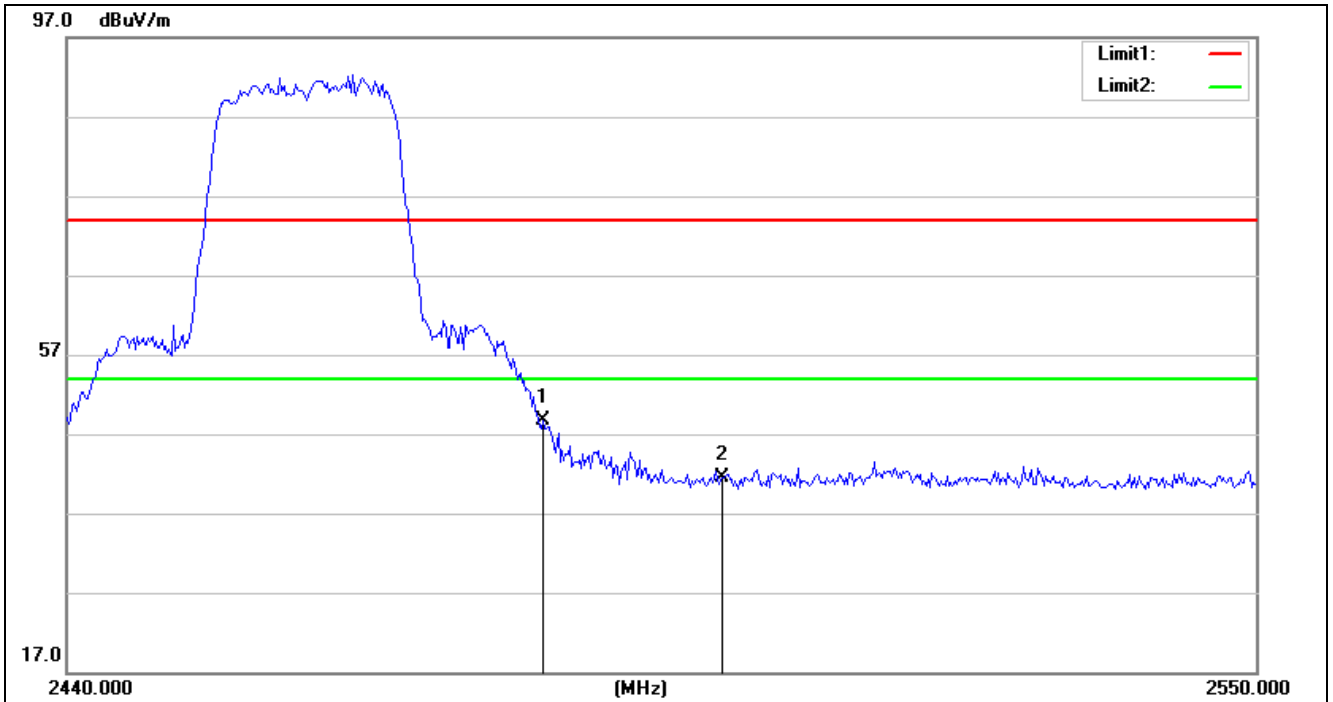
No.	Frequency (MHz)	Reading (dBuV/m)	Correct Factor(dB/m)	Result (dBuV/m)	Limit (dBuV/m)	Margin (dB)	Remark
1	2390.000	17.12	14.31	31.43	54.00	-22.57	AVG
2	2400.000	25.25	14.58	39.83	54.00	-14.17	AVG

Project No.:	ZJ00029362	Polarization:	Horizontal
Standard:	(RE)FCC PART 15 class B 3m_AVG	Power Source:	AC 120V/60Hz
Test item:	Radiation Test	Date:	2013-5-28
Temp./Hum.(%RH):	21/56%RH	Time:	10:05:32
EUT:	Blu-RAY DISC SYSTEM	Distance:	3m
Model:	BDS 280	Test Result:	Pass
Note:	802.11g 2412-AVG		



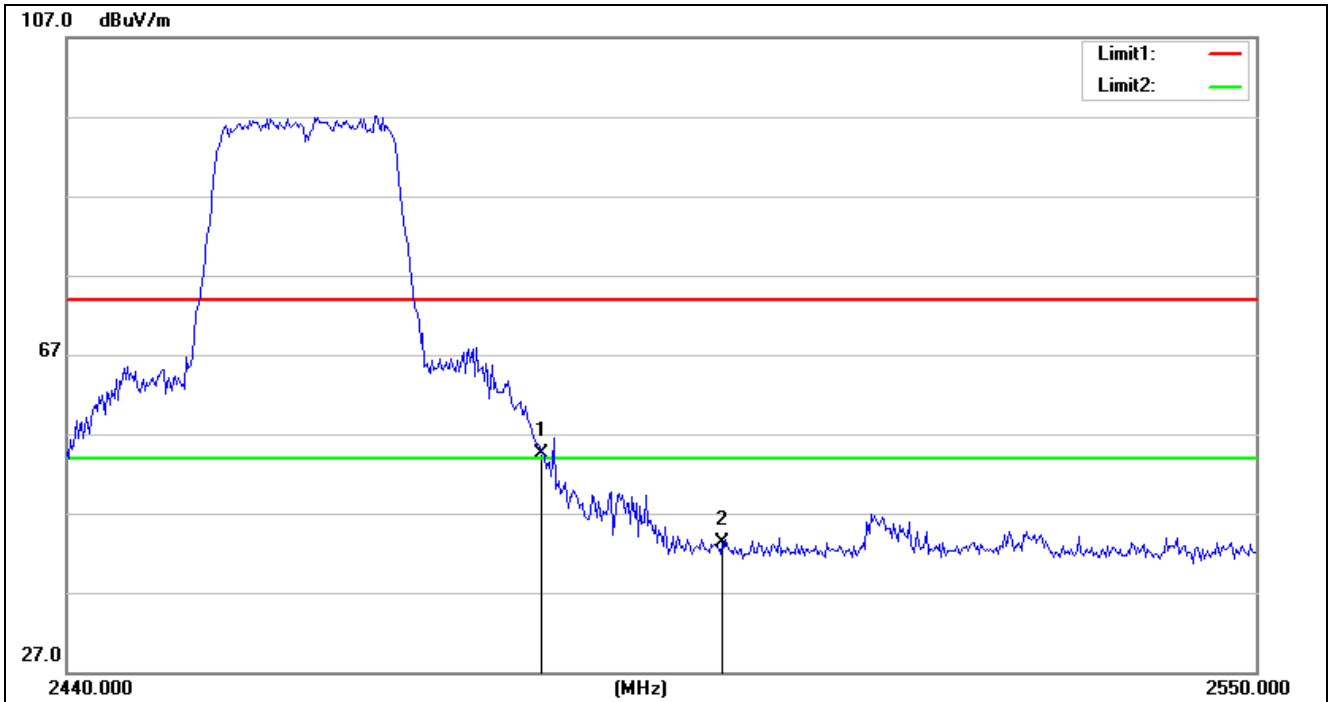
No.	Frequency (MHz)	Reading (dBuV/m)	Correct Factor(dB/m)	Result (dBuV/m)	Limit (dBuV/m)	Margin (dB)	Remark
1	2390.000	20.56	14.31	34.87	54.00	-19.13	AVG
2	2400.000	31.21	14.58	45.79	54.00	-8.21	AVG

Project No.:	ZJ00029362	Polarization:	Vertical
Standard:	(RE)FCC PART 15 class B 3m_PEAk	Power Source:	AC 120V/60Hz
Test item:	Radiation Test	Date:	2013-5-28
Temp./Hum.(%RH):	21/56%RH	Time:	10:11:14
EUT:	Blu-RAY DISC SYSTEM	Distance:	3m
Model:	BDS 280	Test Result:	Pass
Note:	802.11g 2462-PEAK		



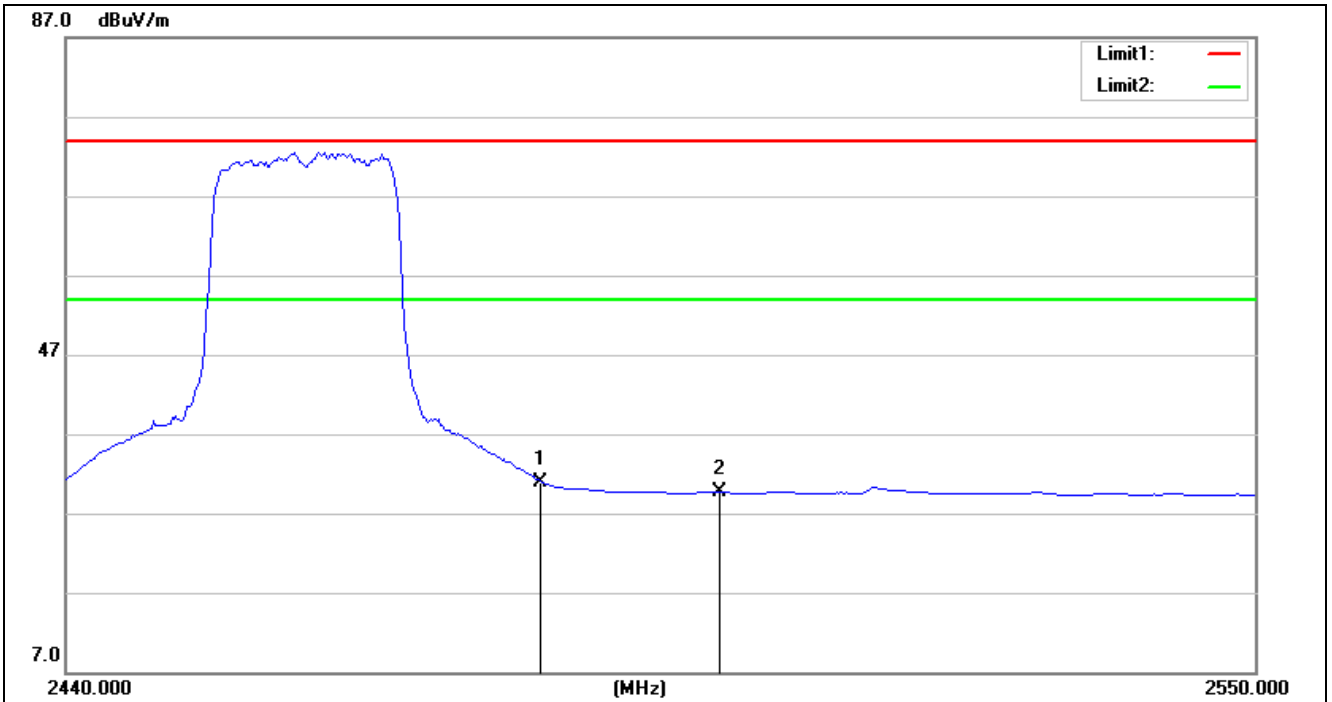
No.	Frequency (MHz)	Reading (dBuV/m)	Correct Factor(dB/m)	Result (dBuV/m)	Limit (dBuV/m)	Margin (dB)	Remark
1	2483.500	34.38	14.35	48.73	74.00	-25.27	peak
2	2500.000	27.30	14.27	41.57	74.00	-32.43	peak

Project No.:	ZJ00029362	Polarization:	Horizontal
Standard:	(RE)FCC PART 15 class B 3m_PEAK	Power Source:	AC 120V/60Hz
Test item:	Radiation Test	Date:	2013-5-28
Temp./Hum.(%RH):	21/56%RH	Time:	10:10:13
EUT:	Blu-RAY DISC SYSTEM	Distance:	3m
Model:	BDS 280	Test Result:	Pass
Note:	802.11g 2462-PEAK		



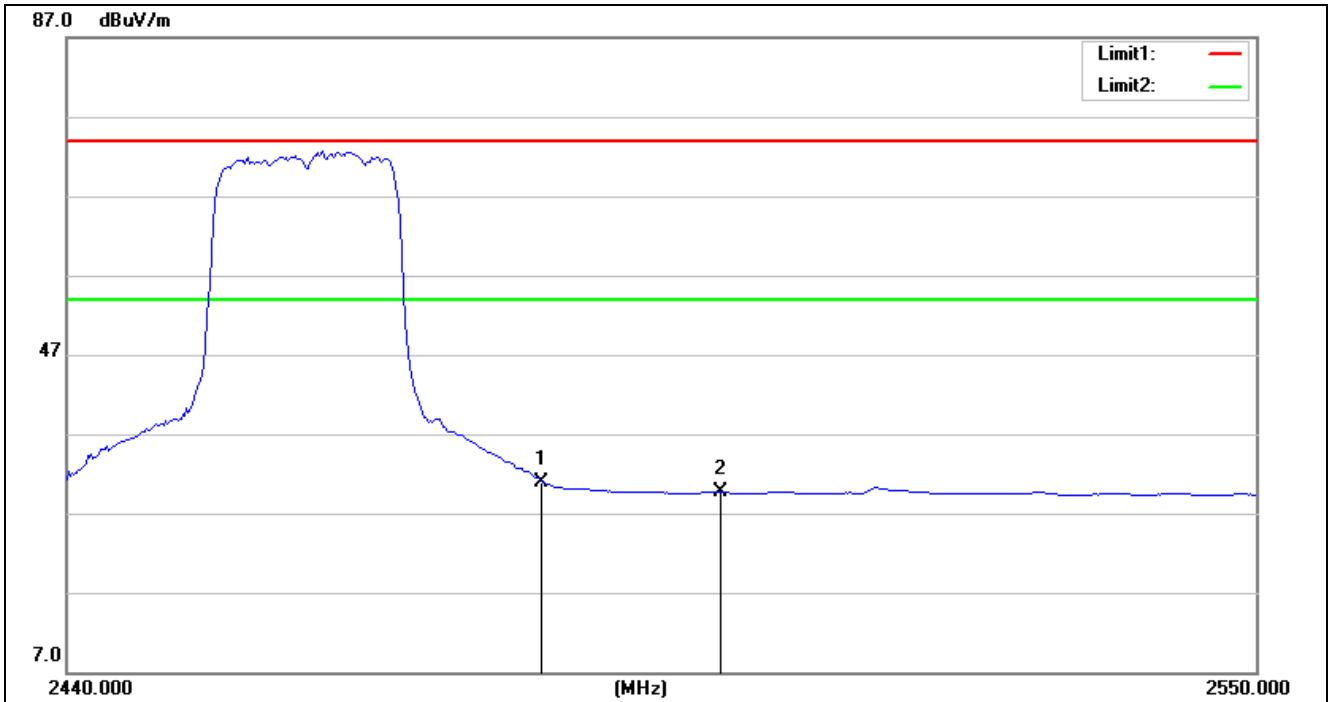
No.	Frequency (MHz)	Reading (dBuV/m)	Correct Factor(dB/m)	Result (dBuV/m)	Limit (dBuV/m)	Margin (dB)	Remark
1	2483.500	40.24	14.35	54.59	74.00	-19.41	peak
2	2500.000	28.98	14.27	43.25	74.00	-30.75	peak

Project No.:	ZJ00029362	Polarization:	Vertical
Standard:	(RE)FCC PART 15 class B 3m_AVG	Power Source:	AC 120V/60Hz
Test item:	Radiation Test	Date:	2013-5-28
Temp./Hum.(%RH):	21/56%RH	Time:	10:12:56
EUT:	Blu-RAY DISC SYSTEM	Distance:	3m
Model:	BDS 280	Test Result:	Pass
Note:	802.11g 2462-AVG		



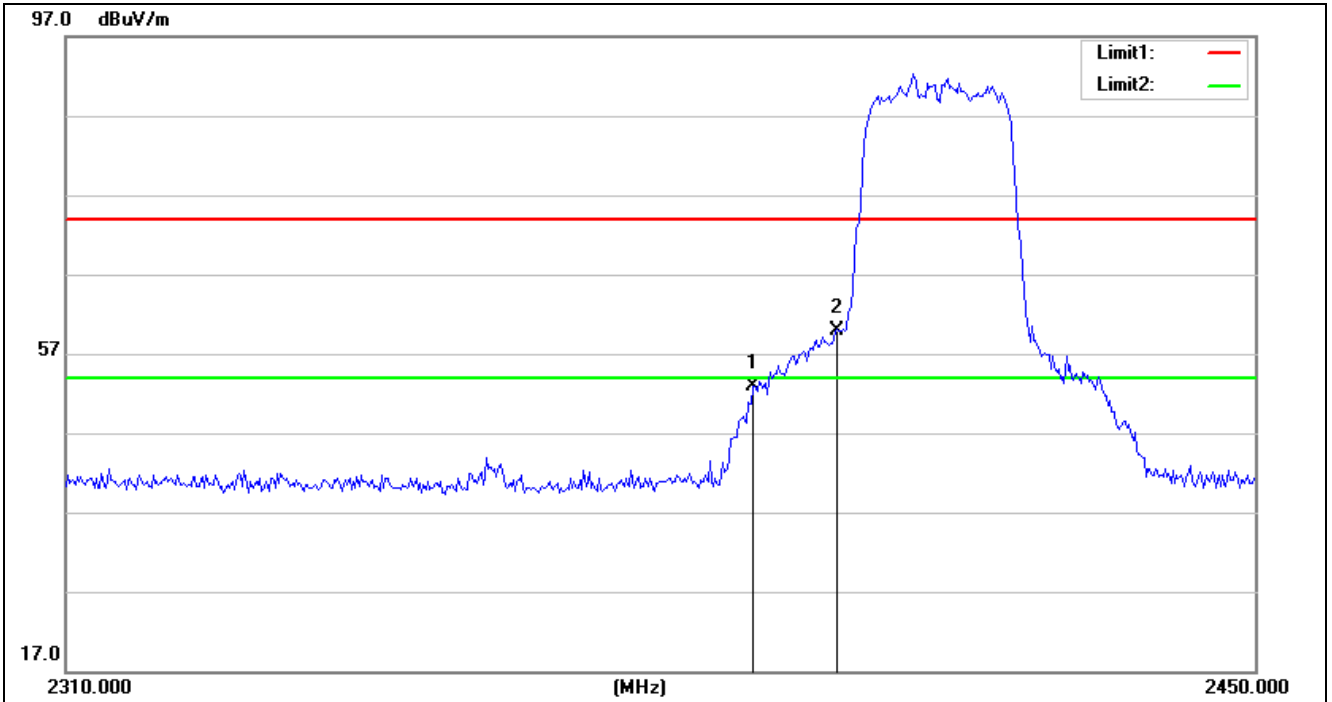
No.	Frequency (MHz)	Reading (dBuV/m)	Correct Factor(dB/m)	Result (dBuV/m)	Limit (dBuV/m)	Margin (dB)	Remark
1	2483.500	16.64	14.35	30.99	54.00	-23.01	AVG
2	2500.000	15.38	14.27	29.65	54.00	-24.35	AVG

Project No.:	ZJ00029362	Polarization:	Horizontal
Standard:	(RE)FCC PART 15 class B 3m_AVG	Power Source:	AC 120V/60Hz
Test item:	Radiation Test	Date:	2013-5-28
Temp./Hum.(%RH):	21/56%RH	Time:	10:14:43
EUT:	Blu-RAY DISC SYSTEM	Distance:	3m
Model:	BDS 280	Test Result:	Pass
Note:	802.11g 2462-AVG		



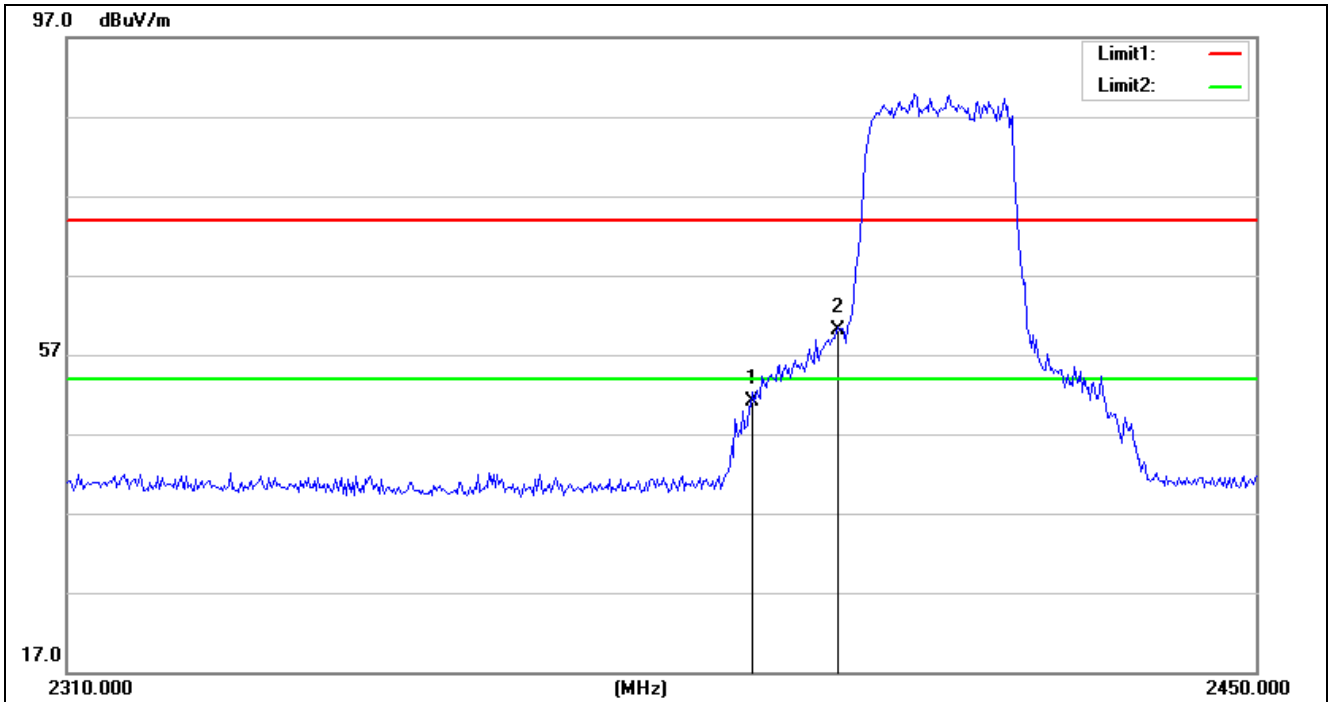
No.	Frequency (MHz)	Reading (dBuV/m)	Correct Factor(dB/m)	Result (dBuV/m)	Limit (dBuV/m)	Margin (dB)	Remark
1	2483.500	16.58	14.35	30.93	54.00	-23.07	AVG
2	2500.000	15.36	14.27	29.63	54.00	-24.37	AVG

Project No.:	ZJ00029362	Polarization:	Vertical
Standard:	(RE)FCC PART 15 class B 3m_PEAK	Power Source:	AC 120V/60Hz
Test item:	Radiation Test	Date:	2013-5-28
Temp./Hum.(%RH):	21/56%RH	Time:	10:21:10
EUT:	Blu-RAY DISC SYSTEM	Distance:	3m
Model:	BDS 280	Test Result:	Pass
Note:	802.11n20 2412-PEAK		



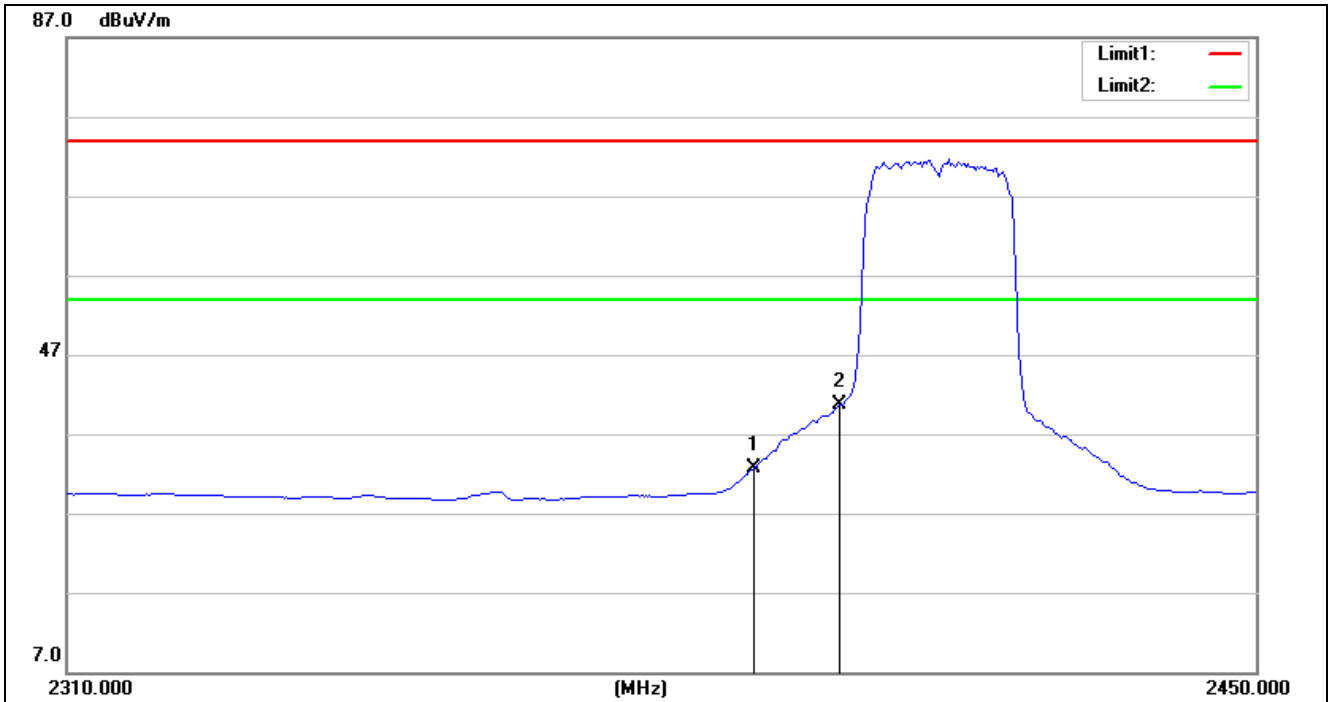
No.	Frequency (MHz)	Reading (dBuV/m)	Correct Factor(dB/m)	Result (dBuV/m)	Limit (dBuV/m)	Margin (dB)	Remark
1	2390.000	38.55	14.31	52.86	74.00	-21.14	peak
2	2400.000	45.39	14.58	59.97	74.00	-14.03	peak

Project No.:	ZJ00029362	Polarization:	Horizontal
Standard:	(RE)FCC PART 15 class B 3m_PEAK	Power Source:	AC 120V/60Hz
Test item:	Radiation Test	Date:	2013-5-28
Temp./Hum.(%RH):	21/56%RH	Time:	10:20:47
EUT:	Blu-RAY DISC SYSTEM	Distance:	3m
Model:	BDS 280	Test Result:	Pass
Note:	802.11n20 2412-PEAK		



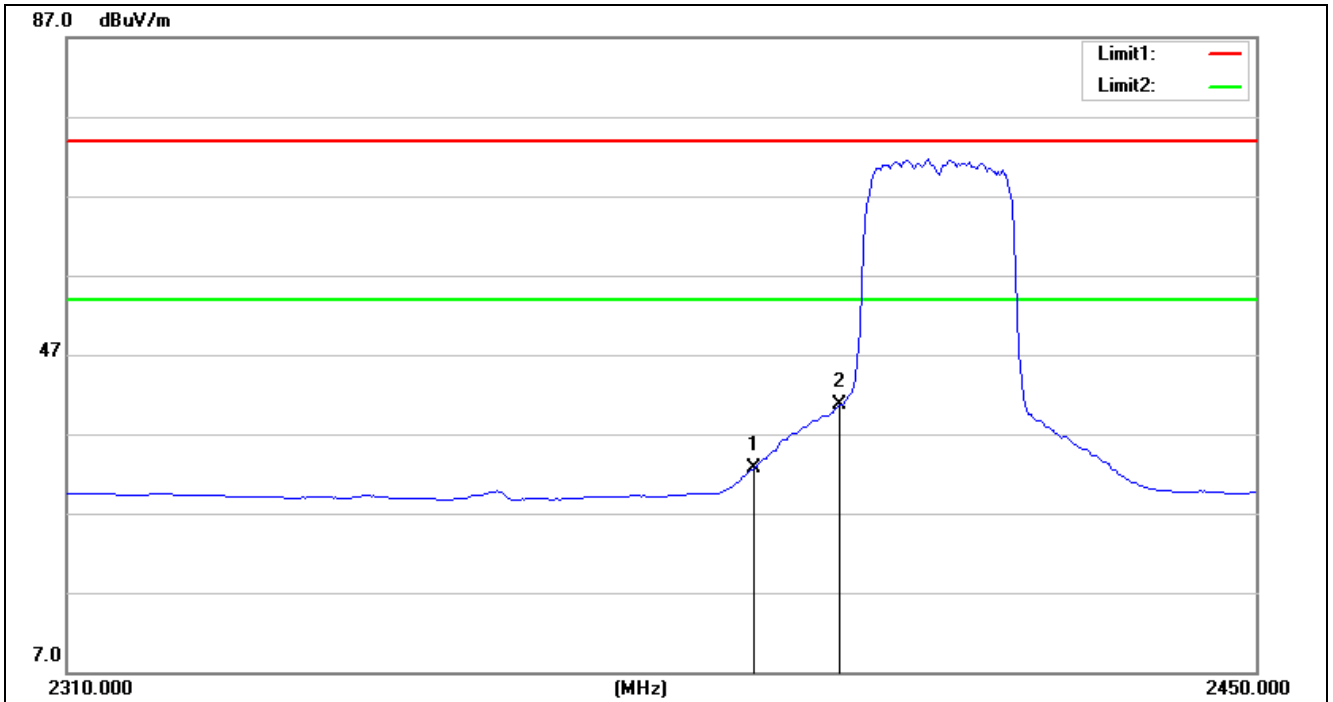
No.	Frequency (MHz)	Reading (dBuV/m)	Correct Factor(dB/m)	Result (dBuV/m)	Limit (dBuV/m)	Margin (dB)	Remark
1	2390.000	36.86	14.31	51.17	74.00	-22.83	peak
2	2400.000	45.48	14.58	60.06	74.00	-13.94	peak

Project No.:	ZJ00029362	Polarization:	Vertical
Standard:	(RE)FCC PART 15 class B 3m_AVG	Power Source:	AC 120V/60Hz
Test item:	Radiation Test	Date:	2013-5-28
Temp./Hum.(%RH):	21/56%RH	Time:	10:22:23
EUT:	Blu-RAY DISC SYSTEM	Distance:	3m
Model:	BDS 280	Test Result:	Pass
Note:	802.11n20 2412-AVG		



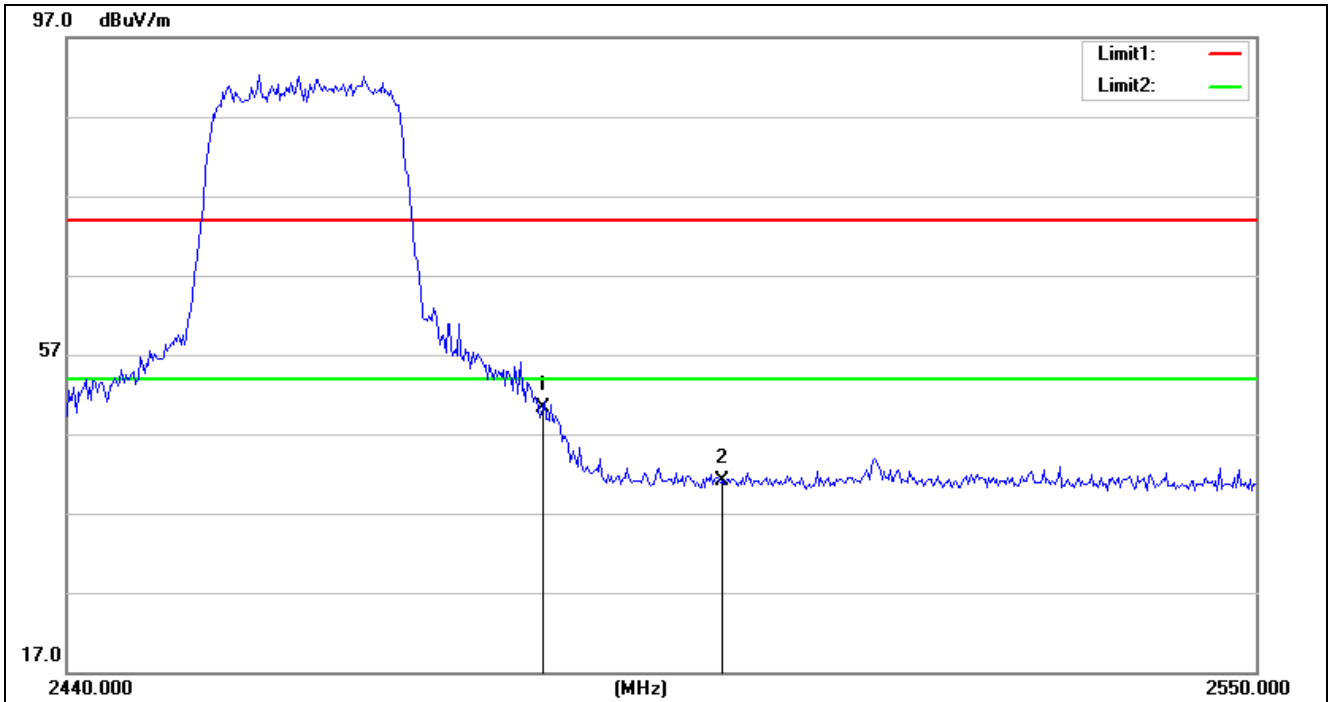
No.	Frequency (MHz)	Reading (dBuV/m)	Correct Factor(dB/m)	Result (dBuV/m)	Limit (dBuV/m)	Margin (dB)	Remark
1	2390.000	18.42	14.31	32.73	54.00	-21.27	AVG
2	2400.000	26.03	14.58	40.61	54.00	-13.39	AVG

Project No.:	ZJ00029362	Polarization:	Horizontal
Standard:	(RE)FCC PART 15 class B 3m_AVG	Power Source:	AC 120V/60Hz
Test item:	Radiation Test	Date:	2013-5-28
Temp./Hum.(%RH):	21/56%RH	Time:	10:23:33
EUT:	Blu-RAY DISC SYSTEM	Distance:	3m
Model:	BDS 280	Test Result:	Pass
Note:	802.11n20 2412-AVG		



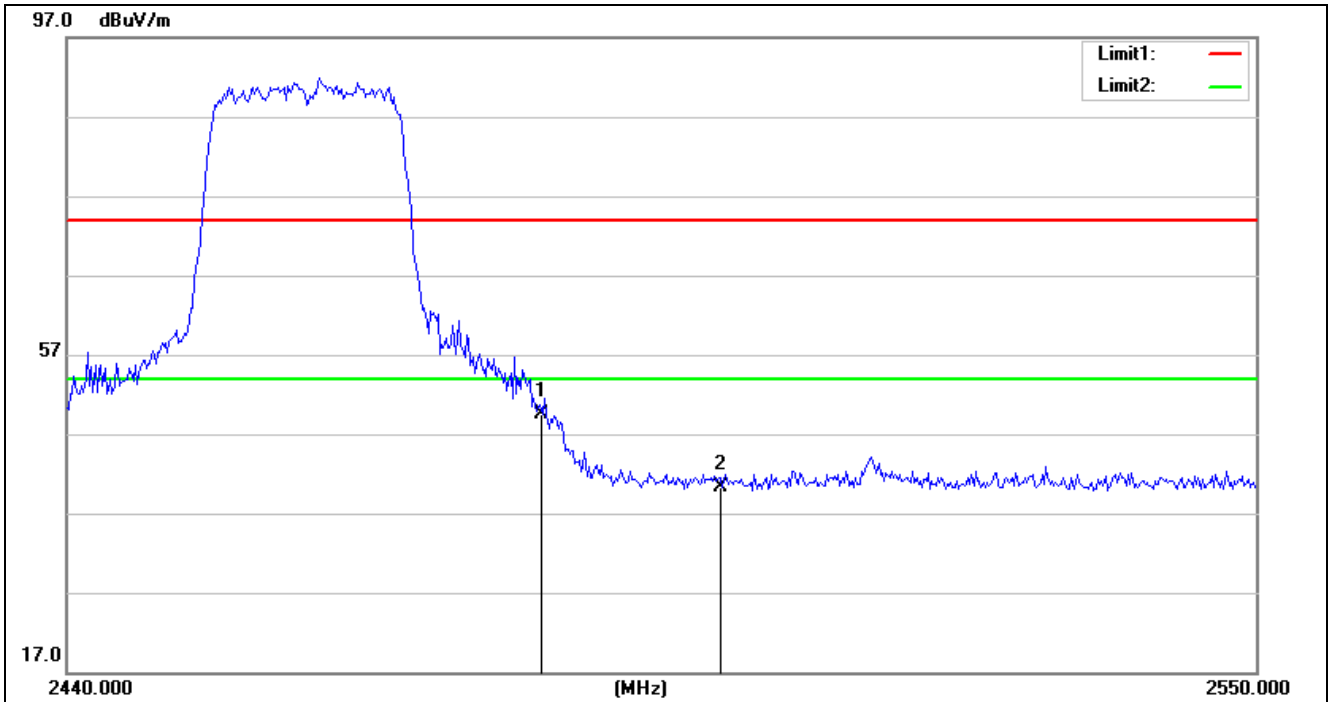
No.	Frequency (MHz)	Reading (dBuV/m)	Correct Factor(dB/m)	Result (dBuV/m)	Limit (dBuV/m)	Margin (dB)	Remark
1	2390.000	18.45	14.31	32.76	54.00	-21.24	AVG
2	2400.000	26.07	14.58	40.65	54.00	-13.35	AVG

Project No.:	ZJ00029362	Polarization:	Vertical
Standard:	(RE)FCC PART 15 class B 3m_PEAk	Power Source:	AC 120V/60Hz
Test item:	Radiation Test	Date:	2013-5-28
Temp./Hum.(%RH):	21/56%RH	Time:	10:18:34
EUT:	Blu-RAY DISC SYSTEM	Distance:	3m
Model:	BDS 280	Test Result:	Pass
Note:	802.11n20 2462-PEAK		



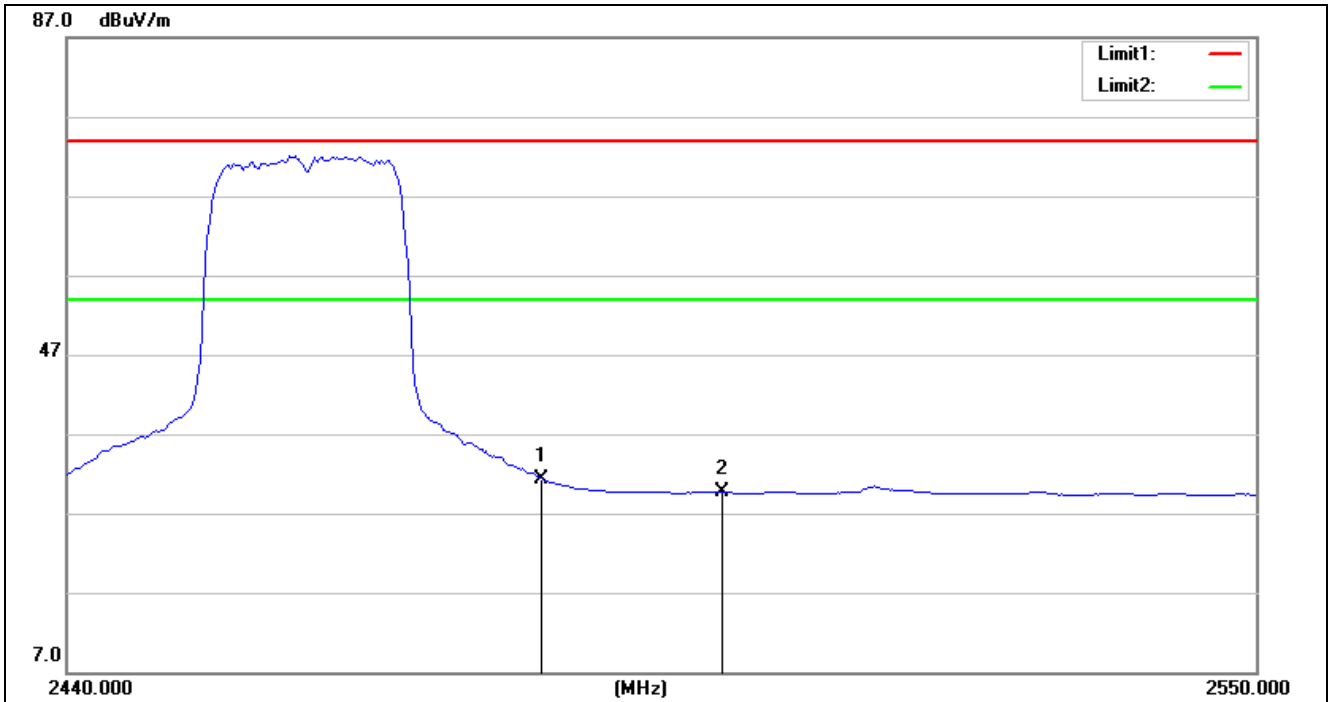
No.	Frequency (MHz)	Reading (dBuV/m)	Correct Factor(dB/m)	Result (dBuV/m)	Limit (dBuV/m)	Margin (dB)	Remark
1	2483.500	35.91	14.35	50.26	74.00	-23.74	peak
2	2500.000	26.82	14.27	41.09	74.00	-32.91	peak

Project No.:	ZJ00029362	Polarization:	Horizontal
Standard:	(RE)FCC PART 15 class B 3m_PEAk	Power Source:	AC 120V/60Hz
Test item:	Radiation Test	Date:	2013-5-28
Temp./Hum.(%RH):	21/56%RH	Time:	10:18:57
EUT:	Blu-RAY DISC SYSTEM	Distance:	3m
Model:	BDS 280	Test Result:	Pass
Note:	802.11n20 2462-PEAK		



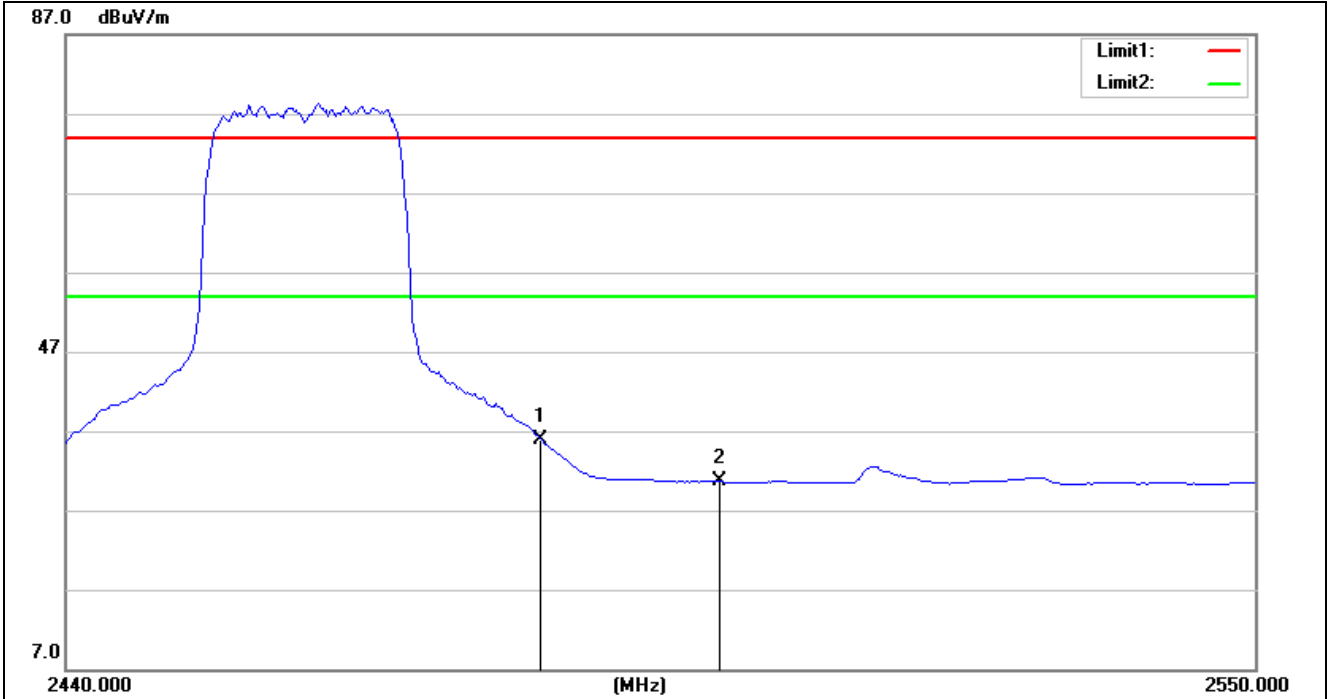
No.	Frequency (MHz)	Reading (dBuV/m)	Correct Factor(dB/m)	Result (dBuV/m)	Limit (dBuV/m)	Margin (dB)	Remark
1	2483.500	35.08	14.35	49.43	74.00	-24.57	peak
2	2500.000	26.04	14.27	40.31	74.00	-33.69	peak

Project No.:	ZJ00029362	Polarization:	Vertical
Standard:	(RE)FCC PART 15 class B 3m_AVG	Power Source:	AC 120V/60Hz
Test item:	Radiation Test	Date:	2013-5-28
Temp./Hum.(%RH):	21/56%RH	Time:	10:18:03
EUT:	Blu-RAY DISC SYSTEM	Distance:	3m
Model:	BDS 280	Test Result:	Pass
Note:	802.11n20 2462-AVG		



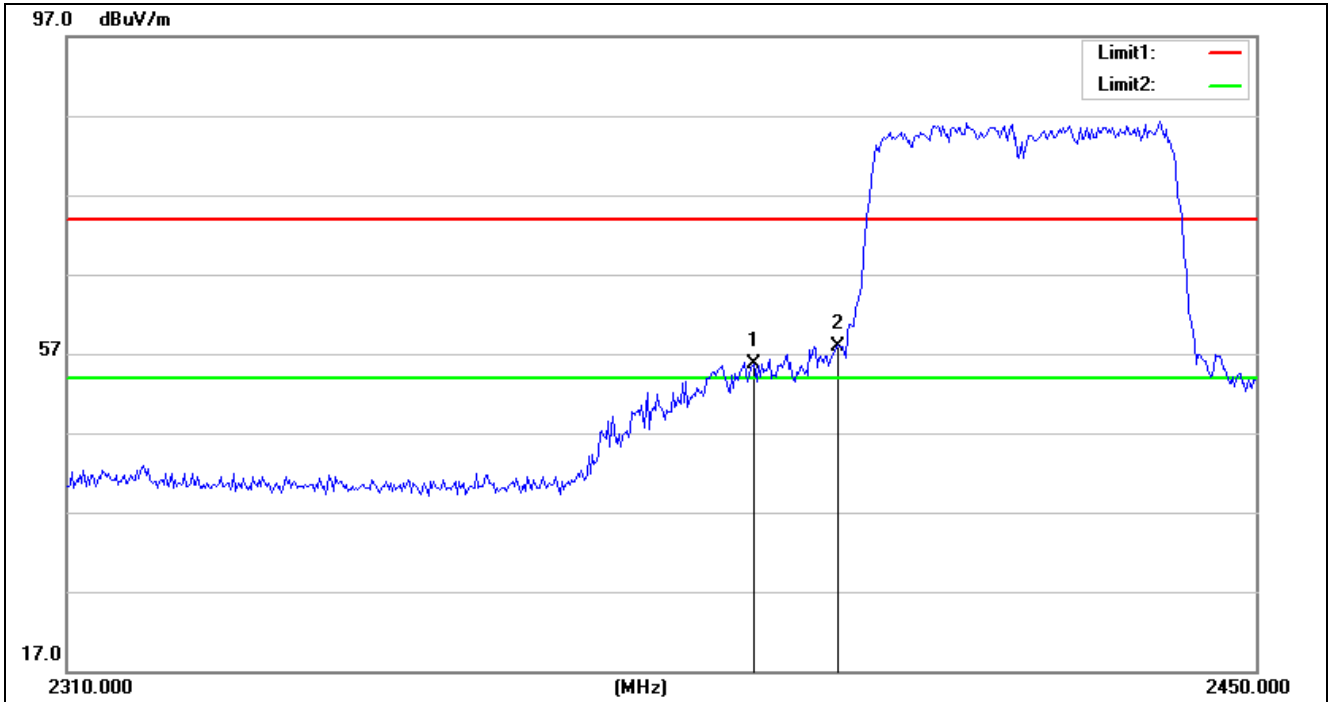
No.	Frequency (MHz)	Reading (dBuV/m)	Correct Factor(dB/m)	Result (dBuV/m)	Limit (dBuV/m)	Margin (dB)	Remark
1	2483.500	16.94	14.35	31.29	54.00	-22.71	AVG
2	2500.000	15.41	14.27	29.68	54.00	-24.32	AVG

Project No.:	ZJ00029362	Polarization:	Horizontal
Standard:	(RE)FCC PART 15 class B 3m_AVG	Power Source:	AC 120V/60Hz
Test item:	Radiation Test	Date:	2013-5-28
Temp./Hum.(%RH):	21/56%RH	Time:	10:16:32
EUT:	Blu-RAY DISC SYSTEM	Distance:	3m
Model:	BDS 280	Test Result:	Pass
Note:	802.11n20 2462-AVG		



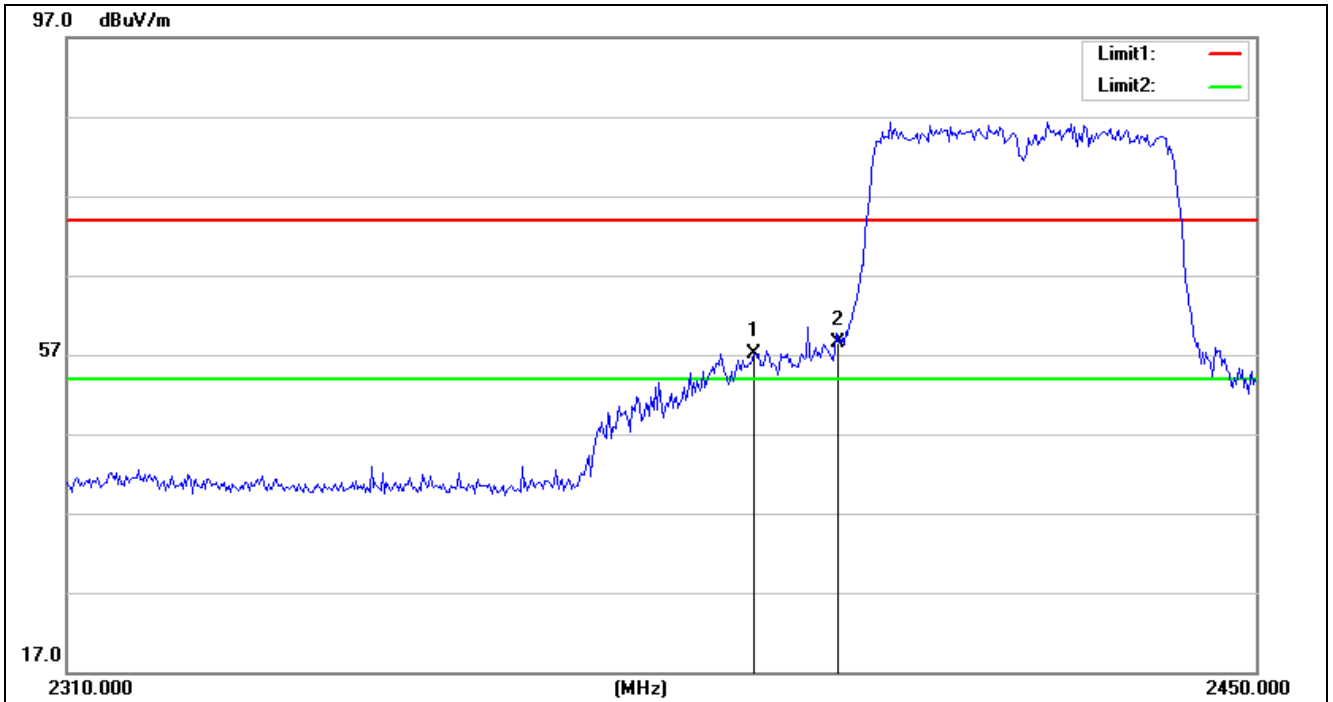
No.	Frequency (MHz)	Reading (dBuV/m)	Correct Factor(dB/m)	Result (dBuV/m)	Limit (dBuV/m)	Margin (dB)	Remark
1	2483.500	21.50	14.35	35.85	54.00	-18.15	AVG
2	2500.000	16.36	14.27	30.63	54.00	-23.37	AVG

Project No.:	ZJ00029362	Polarization:	Vertical
Standard:	(RE)FCC PART 15 class B 3m_PEAK	Power Source:	AC 120V/60Hz
Test item:	Radiation Test	Date:	2013-5-28
Temp./Hum.(%RH):	21/56%RH	Time:	10:27:44
EUT:	Blu-RAY DISC SYSTEM	Distance:	3m
Model:	BDS 280	Test Result:	Pass
Note:	802.11n40 2422-PEAK		



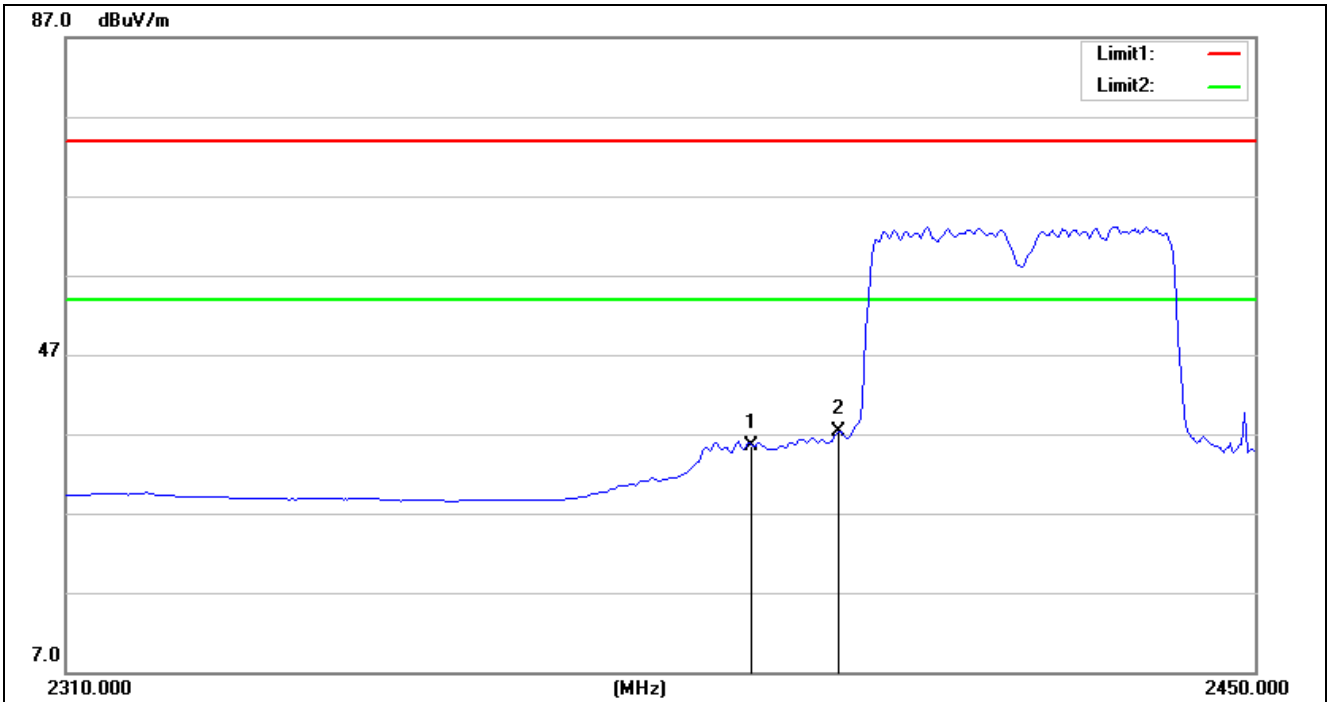
No.	Frequency (MHz)	Reading (dBuV/m)	Correct Factor(dB/m)	Result (dBuV/m)	Limit (dBuV/m)	Margin (dB)	Remark
1	2390.000	41.47	14.31	55.78	74.00	-18.22	peak
2	2400.000	43.23	14.58	57.81	74.00	-16.19	peak

Project No.:	ZJ00029362	Polarization:	Horizontal
Standard:	(RE)FCC PART 15 class B 3m_PEAK	Power Source:	AC 120V/60Hz
Test item:	Radiation Test	Date:	2013-5-28
Temp./Hum.(%RH):	21/56%RH	Time:	10:28:17
EUT:	Blu-RAY DISC SYSTEM	Distance:	3m
Model:	BDS 280	Test Result:	Pass
Note:	802.11n40 2422-PEAK		



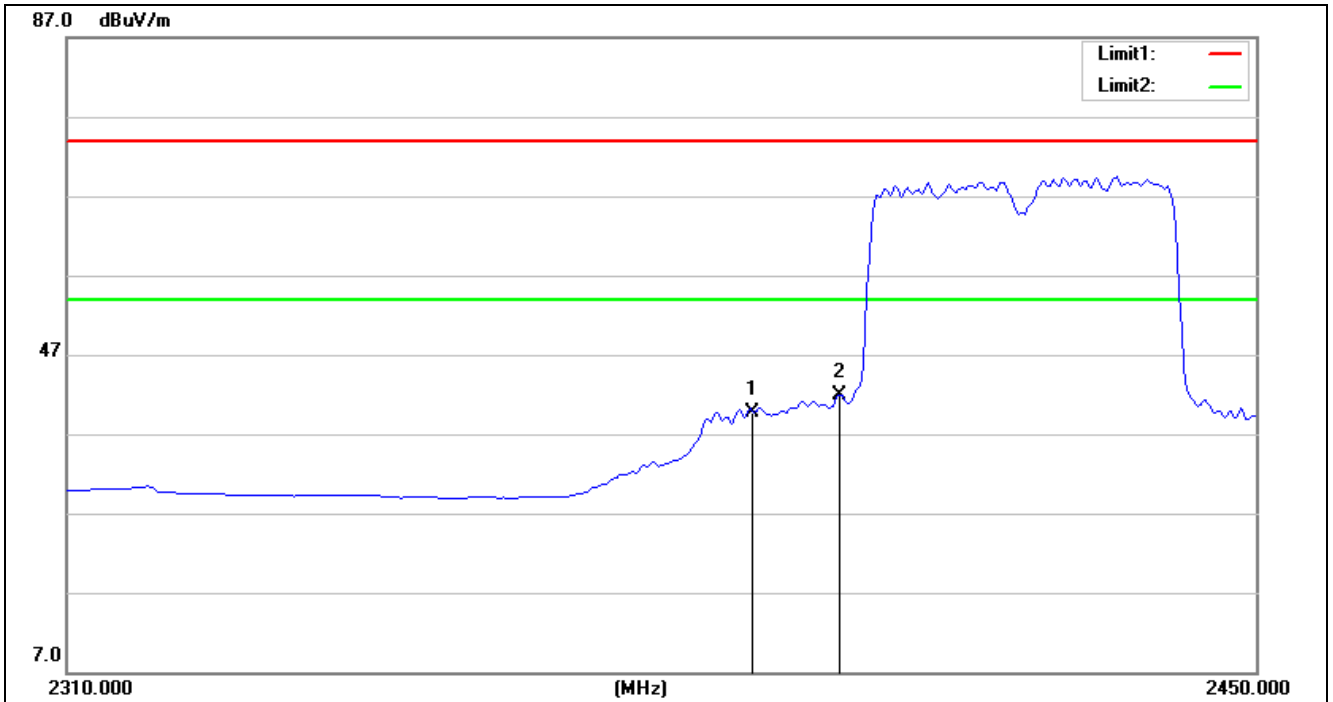
No.	Frequency (MHz)	Reading (dBuV/m)	Correct Factor(dB/m)	Result (dBuV/m)	Limit (dBuV/m)	Margin (dB)	Remark
1	2390.000	42.78	14.31	57.09	74.00	-16.91	peak
2	2400.000	43.86	14.58	58.44	74.00	-15.56	peak

Project No.:	ZJ00029362	Polarization:	Vertical
Standard:	(RE)FCC PART 15 class B 3m_AVG	Power Source:	AC 120V/60Hz
Test item:	Radiation Test	Date:	2013-5-28
Temp./Hum.(%RH):	21/56%RH	Time:	10:27:15
EUT:	Blu-RAY DISC SYSTEM	Distance:	3m
Model:	BDS 280	Test Result:	Pass
Note:	802.11n40 2422-AVG		



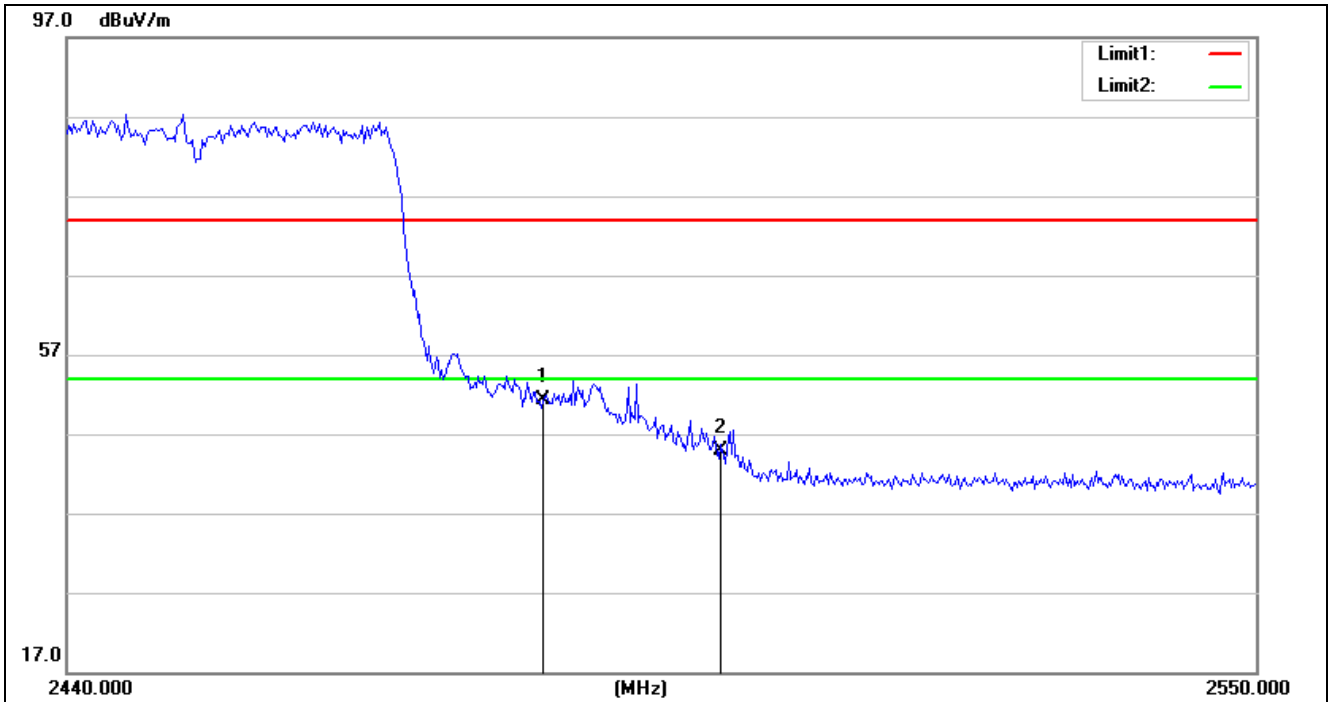
No.	Frequency (MHz)	Reading (dBuV/m)	Correct Factor(dB/m)	Result (dBuV/m)	Limit (dBuV/m)	Margin (dB)	Remark
1	2390.000	21.13	14.31	35.44	54.00	-18.56	AVG
2	2400.000	22.70	14.58	37.28	54.00	-16.72	AVG

Project No.:	ZJ00029362	Polarization:	Horizontal
Standard:	(RE)FCC PART 15 class B 3m_AVG	Power Source:	AC 120V/60Hz
Test item:	Radiation Test	Date:	2013-5-28
Temp./Hum.(%RH):	21/56%RH	Time:	10:25:57
EUT:	Blu-RAY DISC SYSTEM	Distance:	3m
Model:	BDS 280	Test Result:	Pass
Note:	802.11n40 2422-AVG		



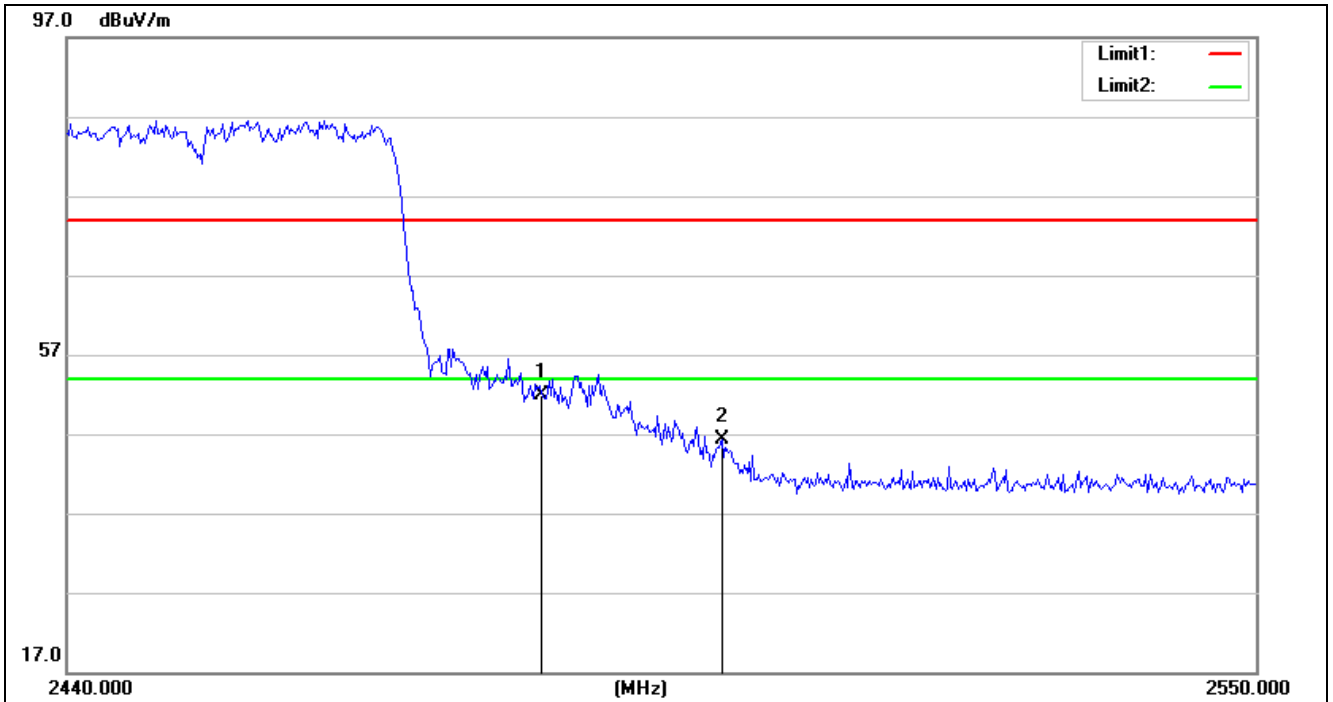
No.	Frequency (MHz)	Reading (dBuV/m)	Correct Factor(dB/m)	Result (dBuV/m)	Limit (dBuV/m)	Margin (dB)	Remark
1	2390.000	25.35	14.31	39.66	54.00	-14.34	AVG
2	2400.000	27.35	14.58	41.93	54.00	-12.07	AVG

Project No.:	ZJ00029362	Polarization:	Vertical
Standard:	(RE)FCC PART 15 class B 3m_PEAk	Power Source:	AC 120V/60Hz
Test item:	Radiation Test	Date:	2013-5-28
Temp./Hum.(%RH):	21/56%RH	Time:	10:31:04
EUT:	Blu-RAY DISC SYSTEM	Distance:	3m
Model:	BDS 280	Test Result:	Pass
Note:	802.11n40 2452-PEAK		



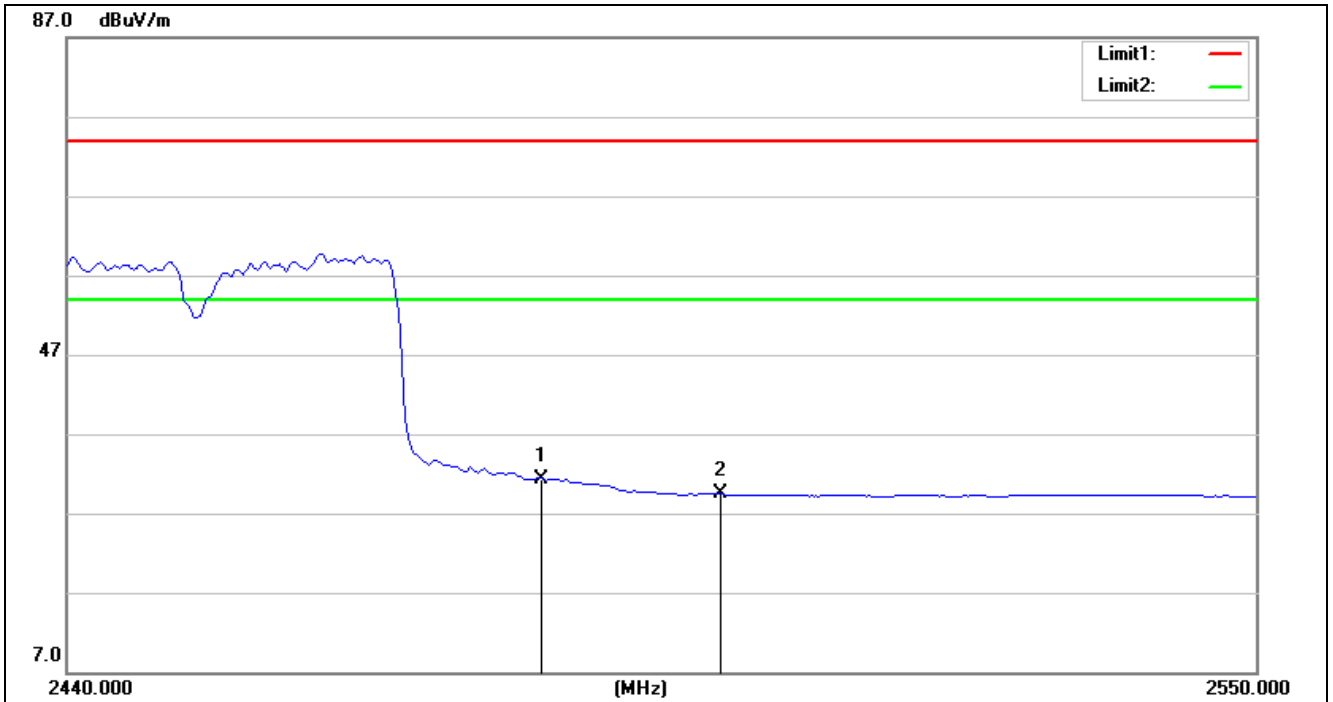
No.	Frequency (MHz)	Reading (dBuV/m)	Correct Factor(dB/m)	Result (dBuV/m)	Limit (dBuV/m)	Margin (dB)	Remark
1	2483.500	37.03	14.35	51.38	74.00	-22.62	peak
2	2500.000	30.58	14.27	44.85	74.00	-29.15	peak

Project No.:	ZJ00029362	Polarization:	Horizontal
Standard:	(RE)FCC PART 15 class B 3m_PEAk	Power Source:	AC 120V/60Hz
Test item:	Radiation Test	Date:	2013-5-28
Temp./Hum.(%RH):	21/56%RH	Time:	10:31:30
EUT:	Blu-RAY DISC SYSTEM	Distance:	3m
Model:	BDS 280	Test Result:	Pass
Note:	802.11n40 2452-PEAK		



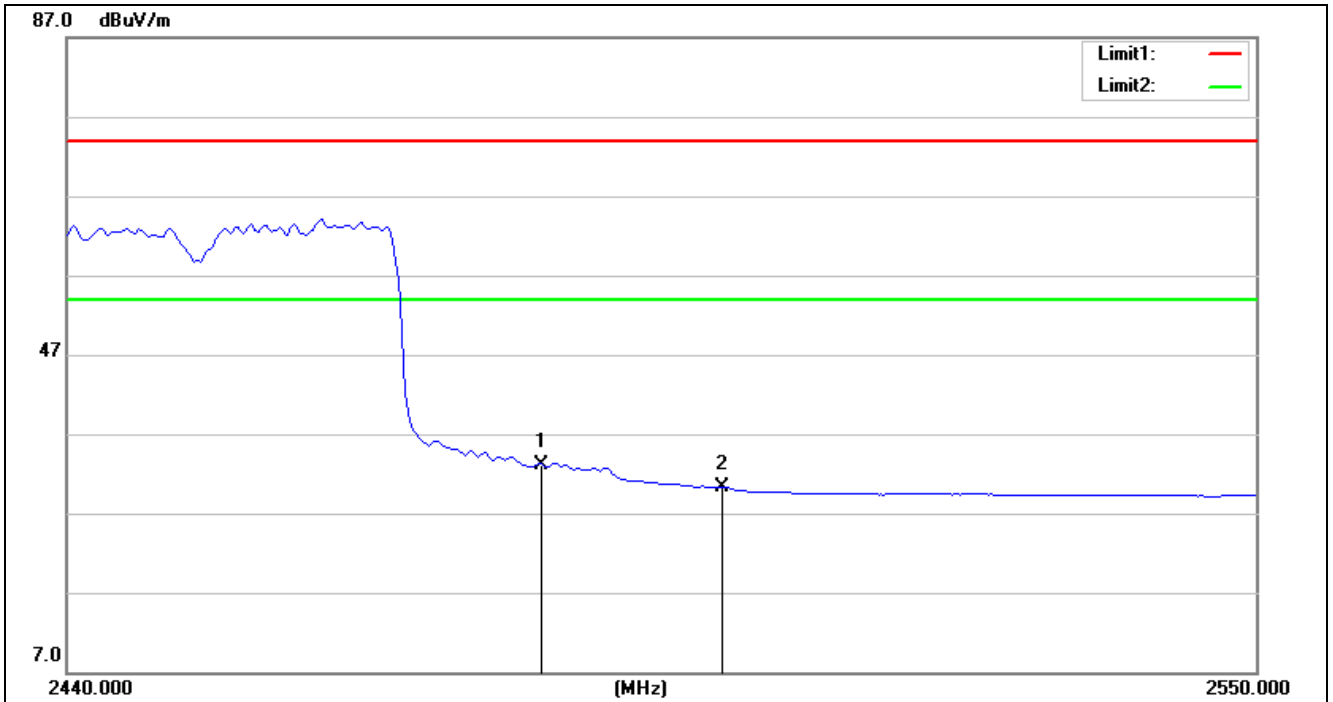
No.	Frequency (MHz)	Reading (dBuV/m)	Correct Factor(dB/m)	Result (dBuV/m)	Limit (dBuV/m)	Margin (dB)	Remark
1	2483.500	37.60	14.35	51.95	74.00	-22.05	peak
2	2500.000	32.03	14.27	46.30	74.00	-27.70	peak

Project No.:	ZJ00029362	Polarization:	Vertical
Standard:	(RE)FCC PART 15 class B 3m_AVG	Power Source:	AC 120V/60Hz
Test item:	Radiation Test	Date:	2013-5-28
Temp./Hum.(%RH):	21/56%RH	Time:	10:34:48
EUT:	Blu-RAY DISC SYSTEM	Distance:	3m
Model:	BDS 280	Test Result:	Pass
Note:	802.11n40 2452-AVG		



No.	Frequency (MHz)	Reading (dBuV/m)	Correct Factor(dB/m)	Result (dBuV/m)	Limit (dBuV/m)	Margin (dB)	Remark
1	2483.500	17.03	14.35	31.38	54.00	-22.62	AVG
2	2500.000	15.14	14.27	29.41	54.00	-24.59	AVG

Project No.:	ZJ00029362	Polarization:	Horizontal
Standard:	(RE)FCC PART 15 class B 3m_AVG	Power Source:	AC 120V/60Hz
Test item:	Radiation Test	Date:	2013-5-28
Temp./Hum.(%RH):	21/56%RH	Time:	10:32:53
EUT:	Blu-RAY DISC SYSTEM	Distance:	3m
Model:	BDS 280	Test Result:	Pass
Note:	802.11n40 2452-AVG		



No.	Frequency (MHz)	Reading (dBuV/m)	Correct Factor(dB/m)	Result (dBuV/m)	Limit (dBuV/m)	Margin (dB)	Remark
1	2483.500	18.82	14.35	33.17	54.00	-20.83	AVG
2	2500.000	15.98	14.27	30.25	54.00	-23.75	AVG

Note: factor =Cable loss+ Space loss-Antenna factor-Amplifier

12. BAND-EDGE MEASUREMENTS

12.1 LIMITS

FCC 15.247(d) & 15.209

12.2 TEST PROCEDURES

Test procedures follow KDB 558074 D01 DTS Measurement Guidance v03r01.

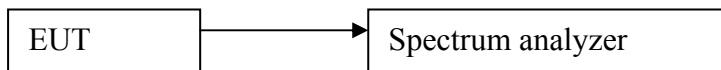
Remove the antenna from the EUT and then connect a low attenuation cable from the antenna port to the spectrum.

1. Reference level measurement

Below 1GHz Set the spectrum analyzer: RBW =100KHz VBW \geq 3*RBW, Set the span to \geq 1.5 times the DTS bandwidth. Sweep = auto; Detector Function = peak. Trace = Max-hold. Allow the trace to stabilize.

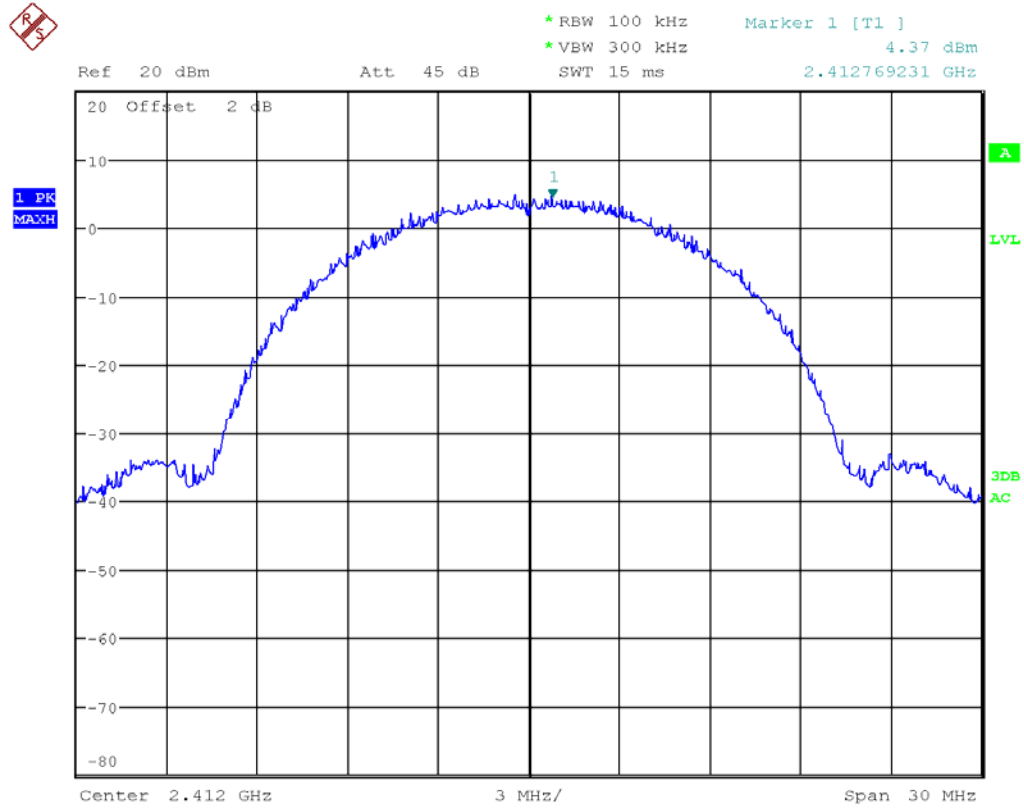
2. Set the spectrum analyzer: RBW =100KHz VBW \geq 3*RBW, Set the span to \geq 1.5 times the DTS bandwidth. Sweep = auto; Detector Function = peak. Trace = Max-hold. Allow the trace to stabilize.

12.3 TEST SETUP

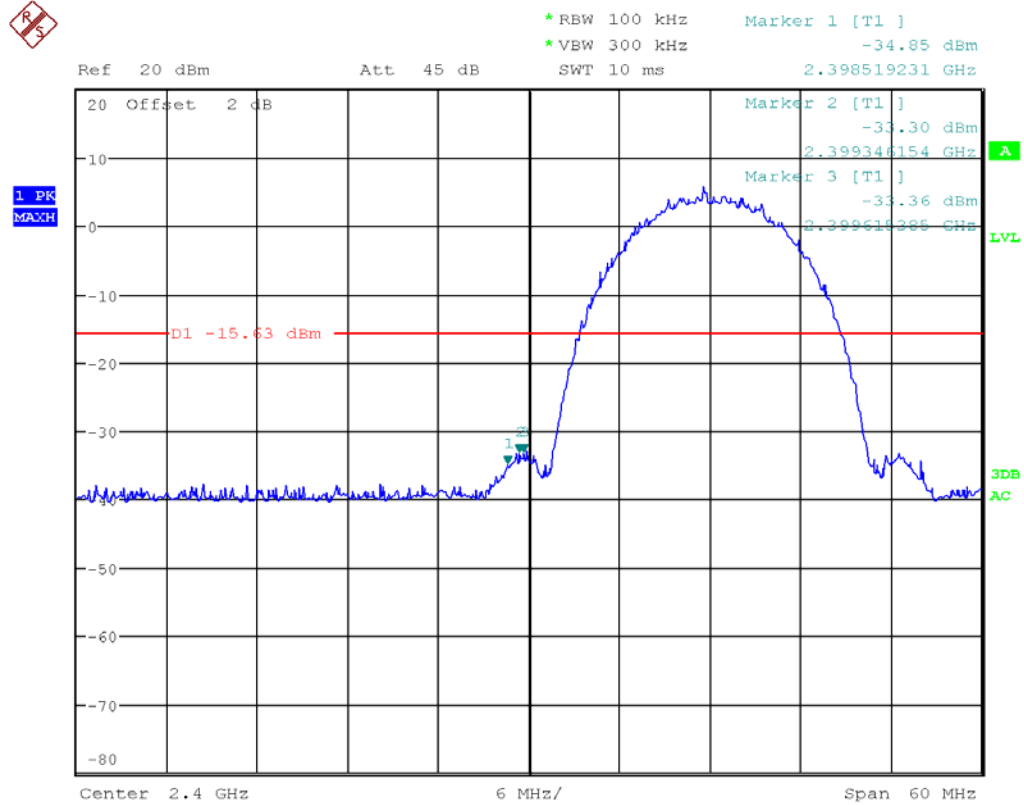


12.4 TEST RESULTS

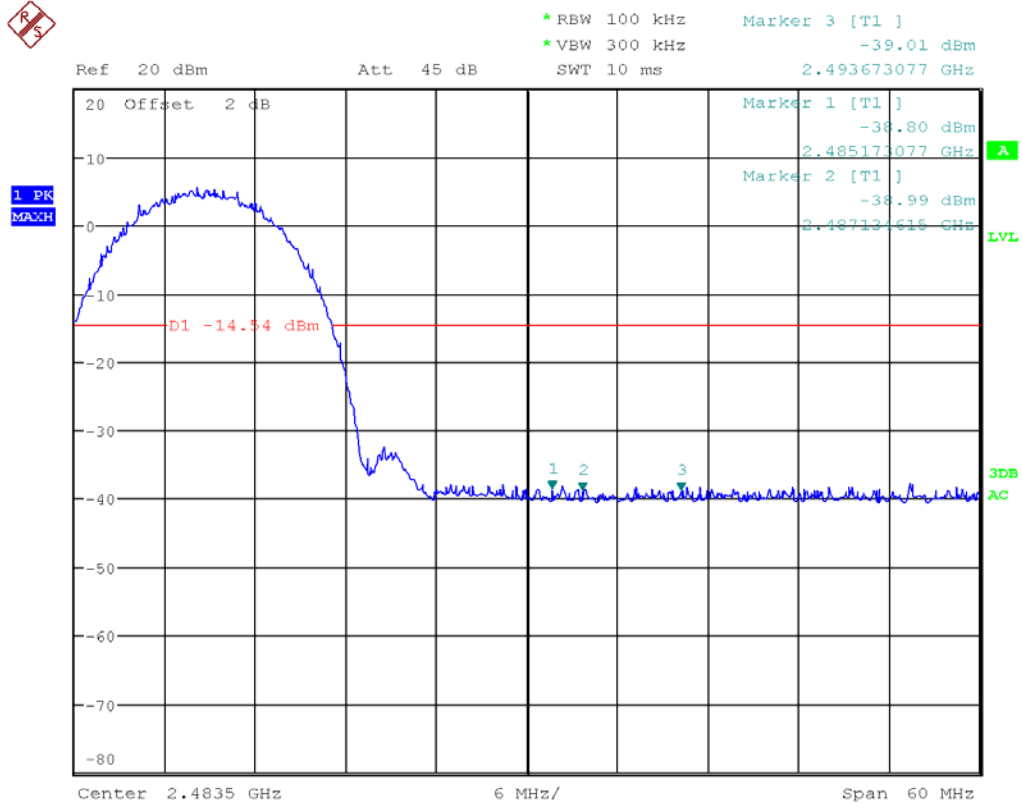
802.11b mode:
Channel 2412MHz
reference level:



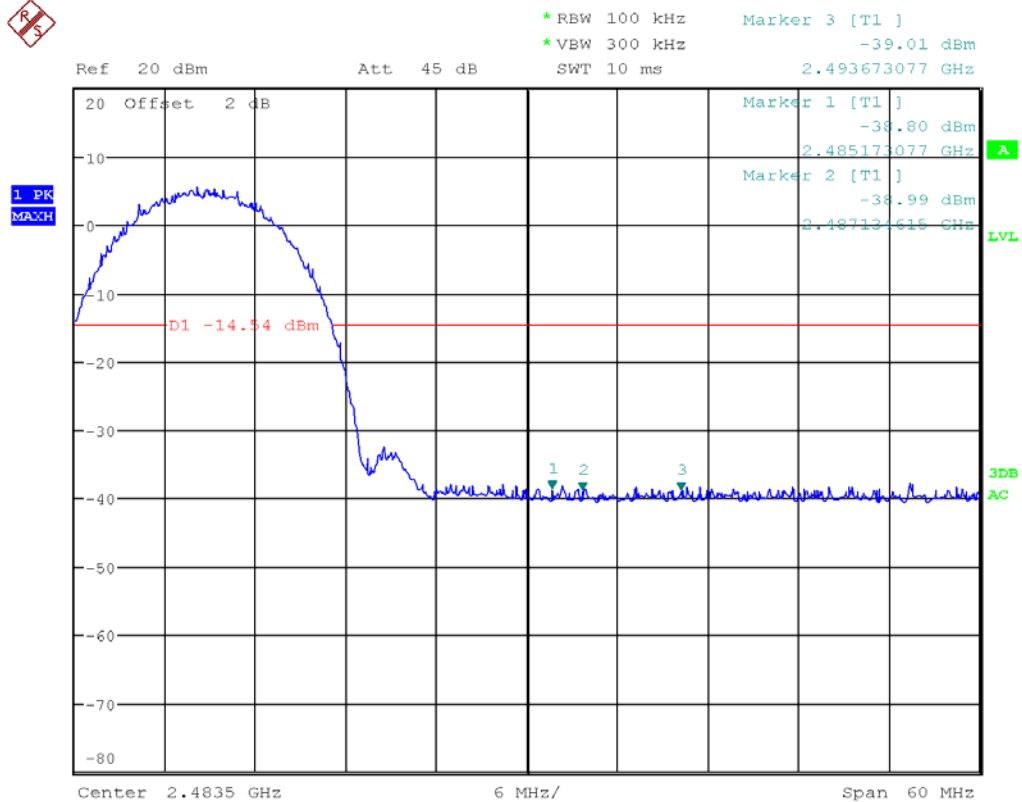
Band edge:



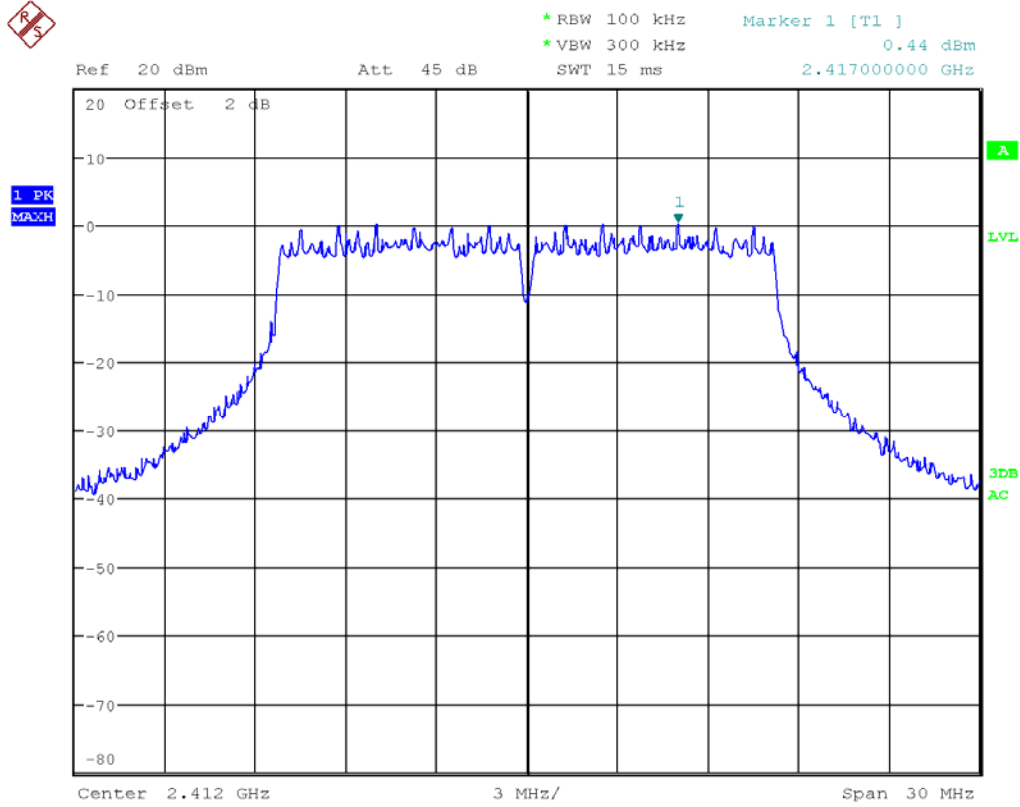
802.11b mode:
Channel 2462MHz
reference level:



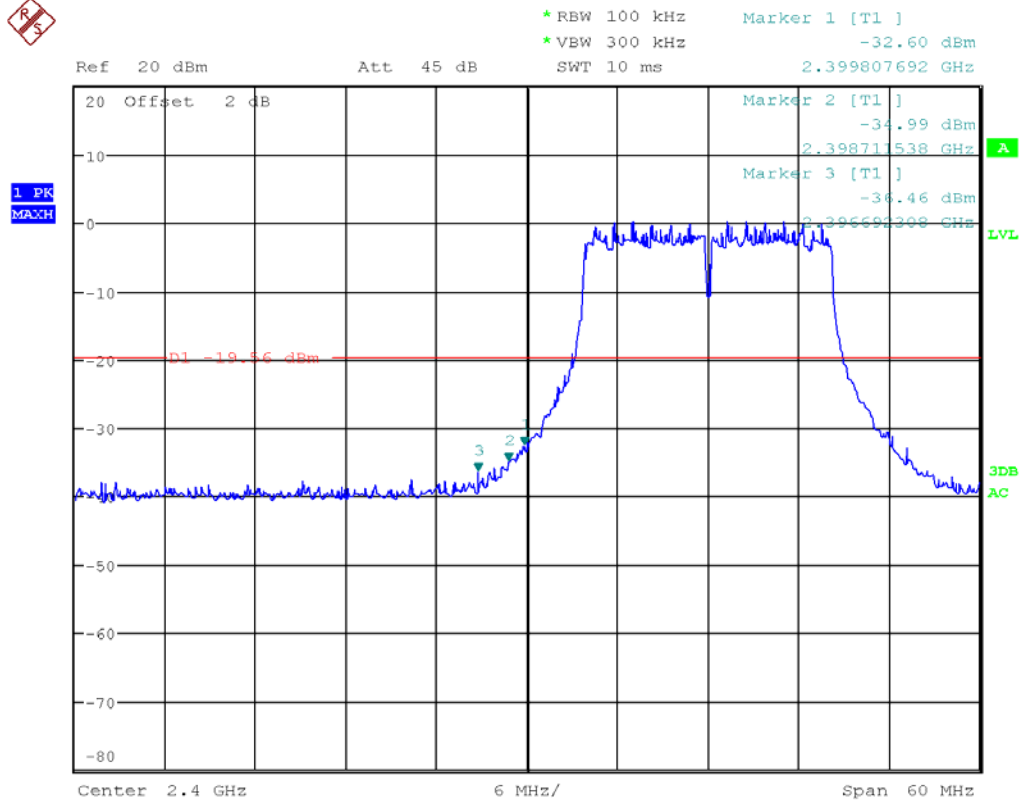
Band edge:



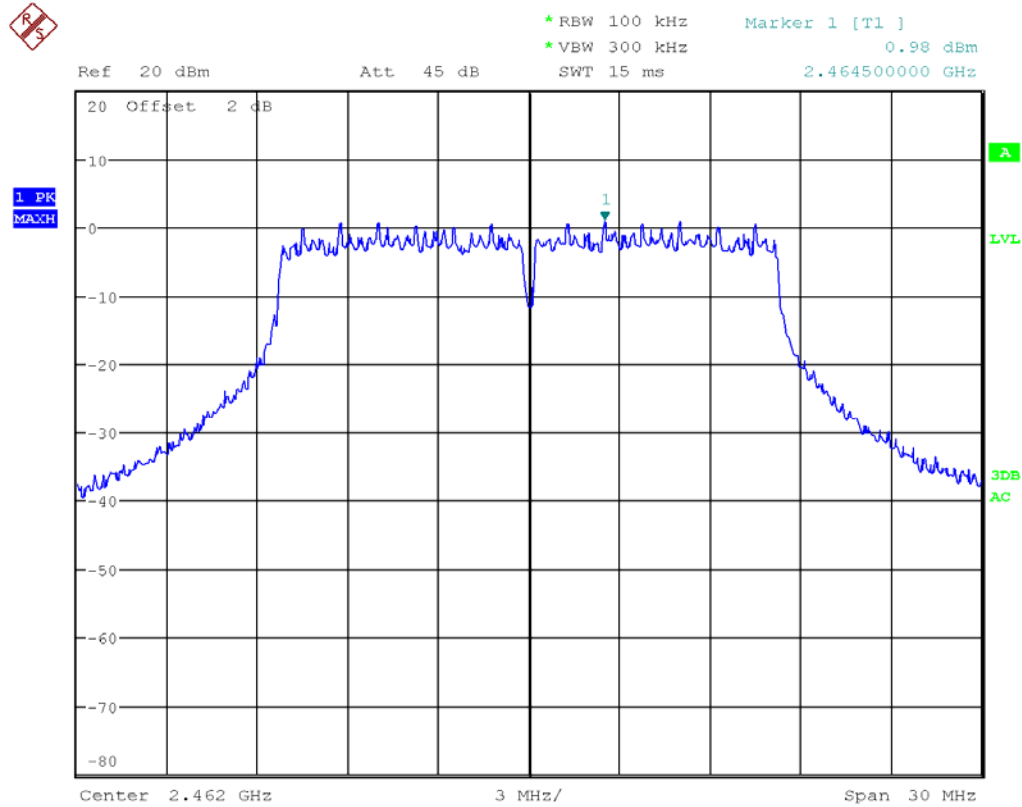
802.11g mode:
Channel 2412MHz
reference level:



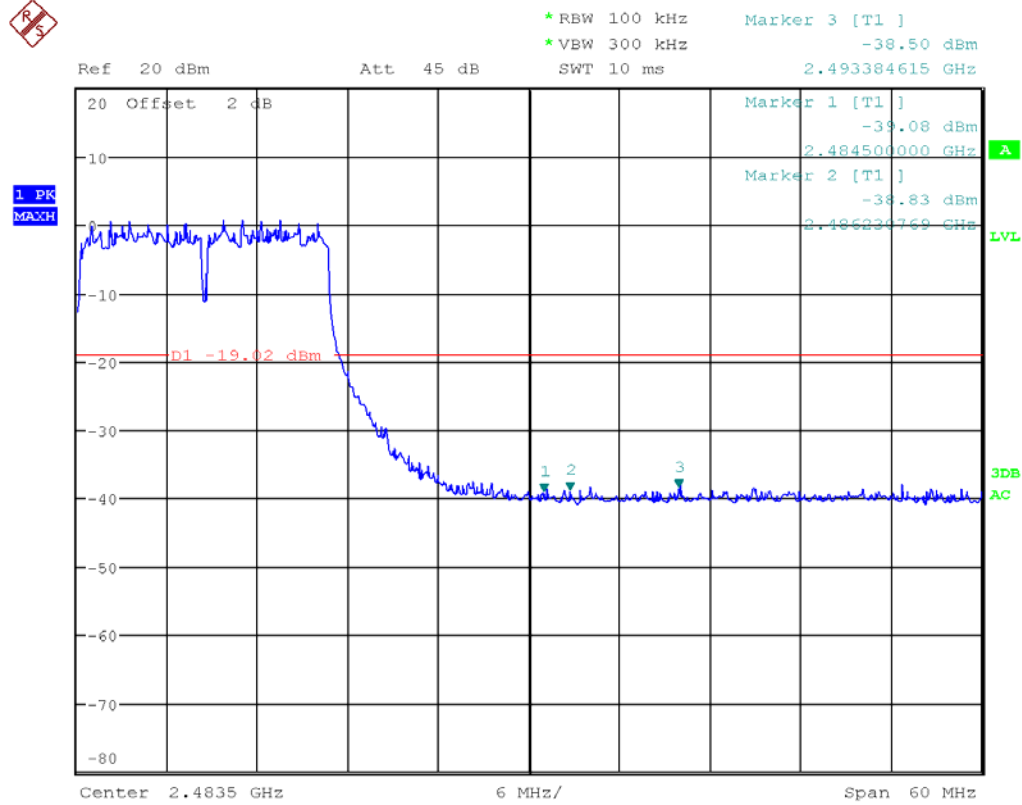
Band edge:



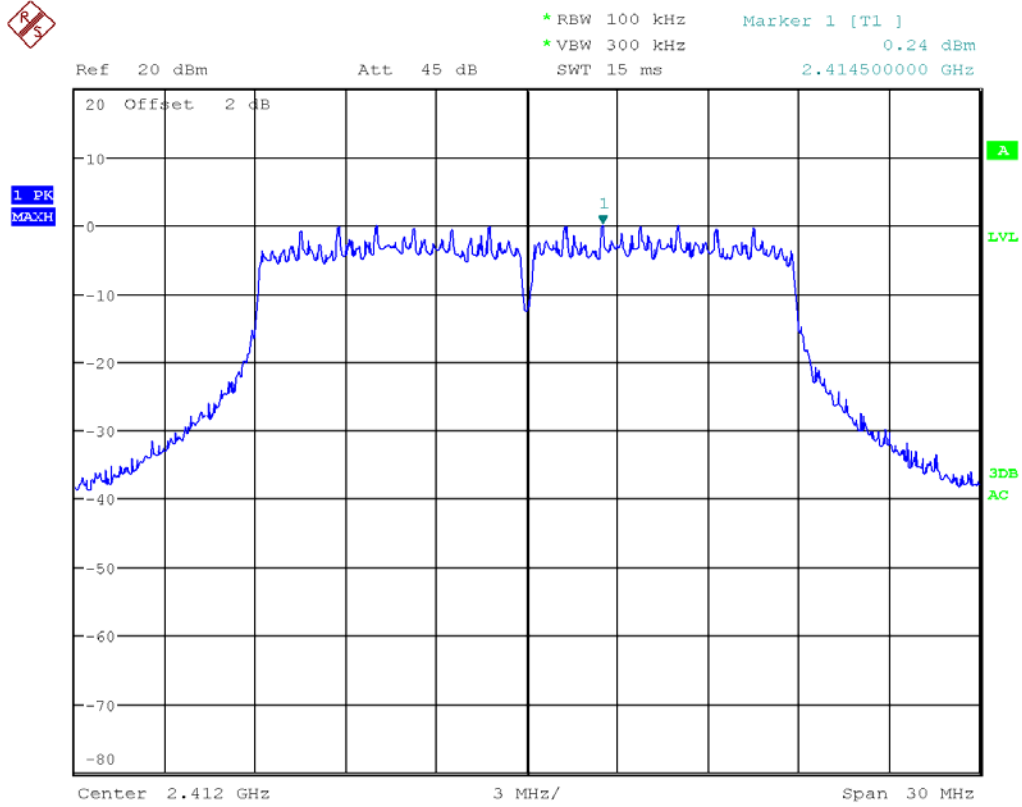
802.11g mode:
Channel 2462MHz
reference level:



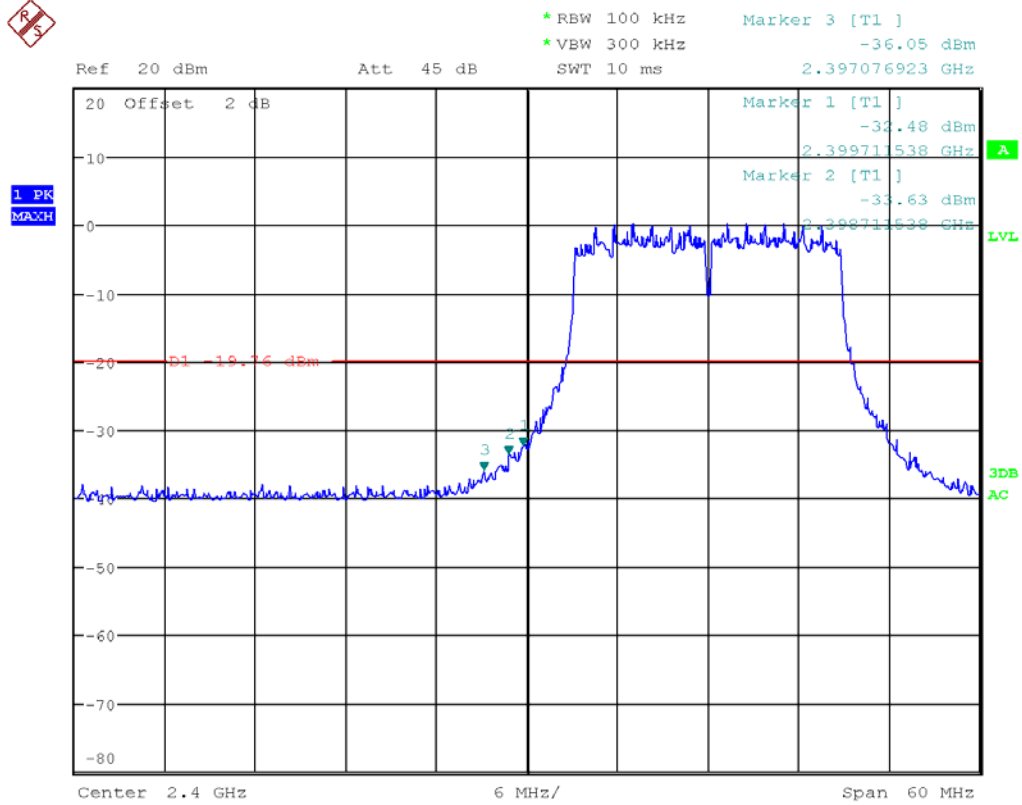
Band edge:



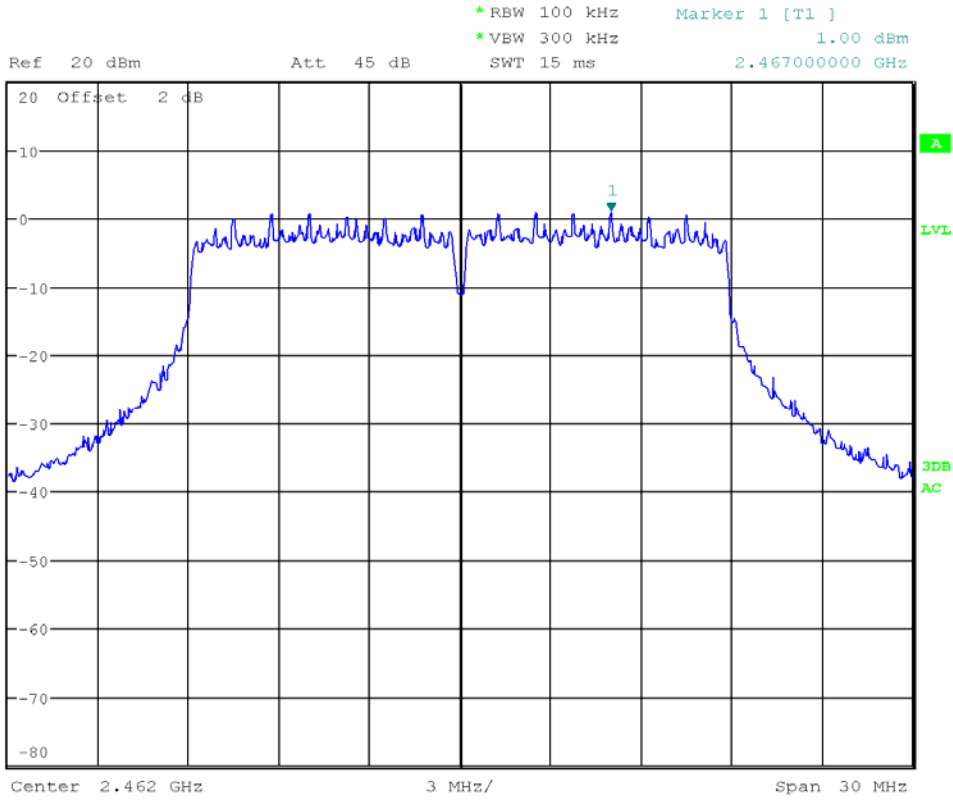
802.11n20 mode:
Channel 2412MHz
reference level:



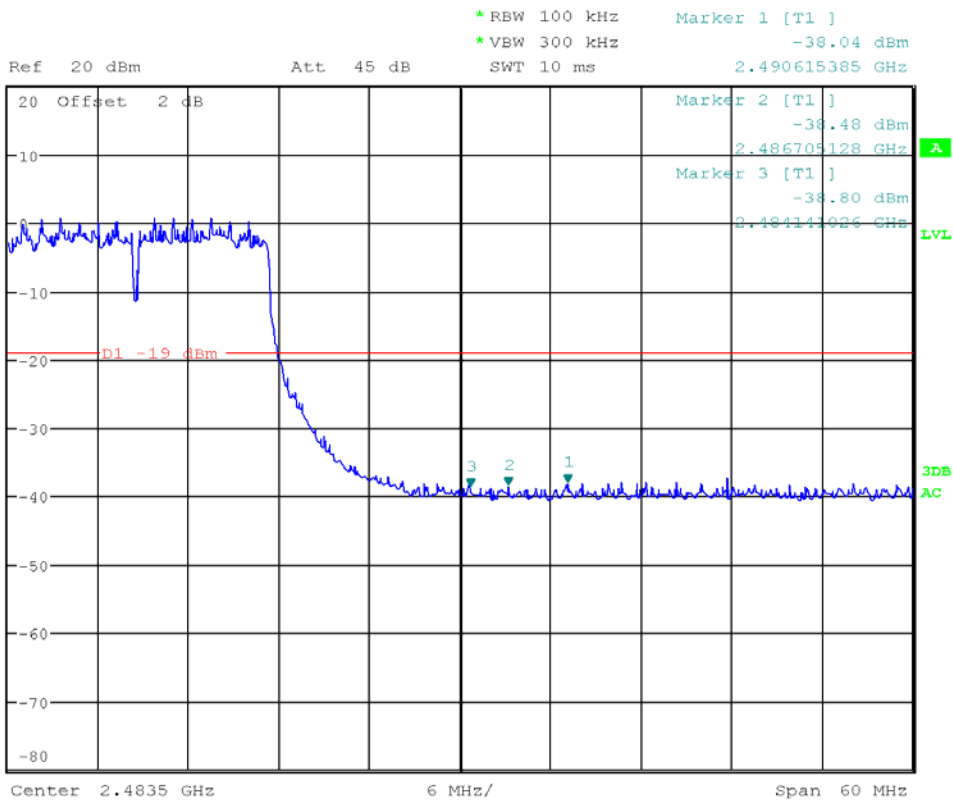
Band edge:



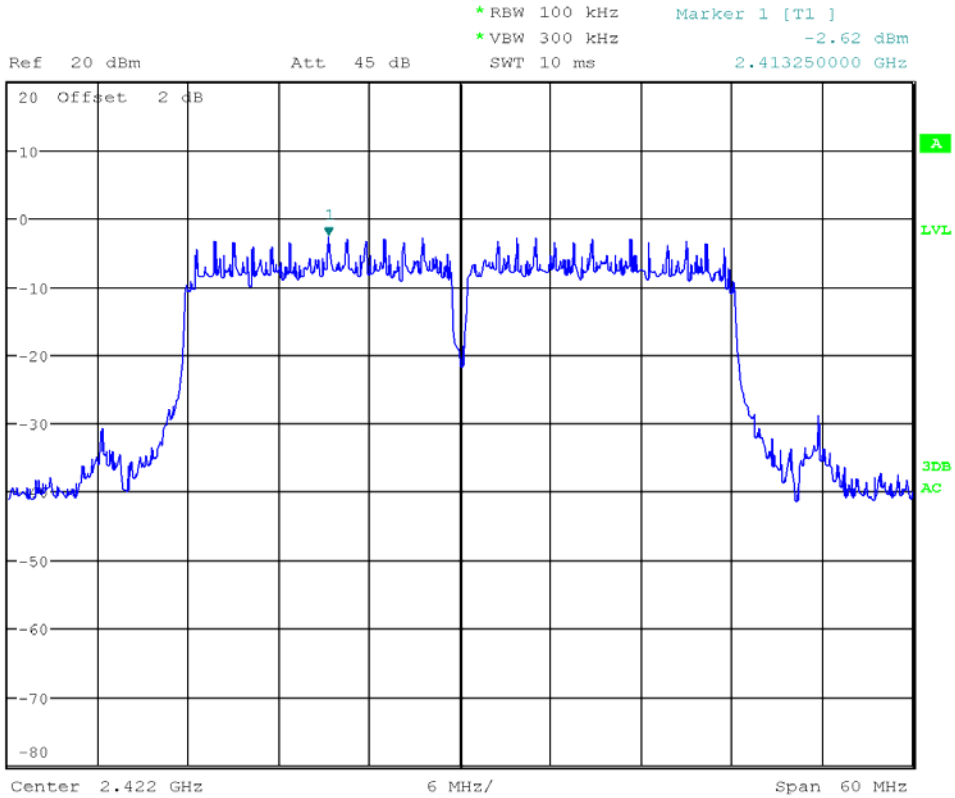
802.11n20 mode:
Channel 2462MHz
reference level:



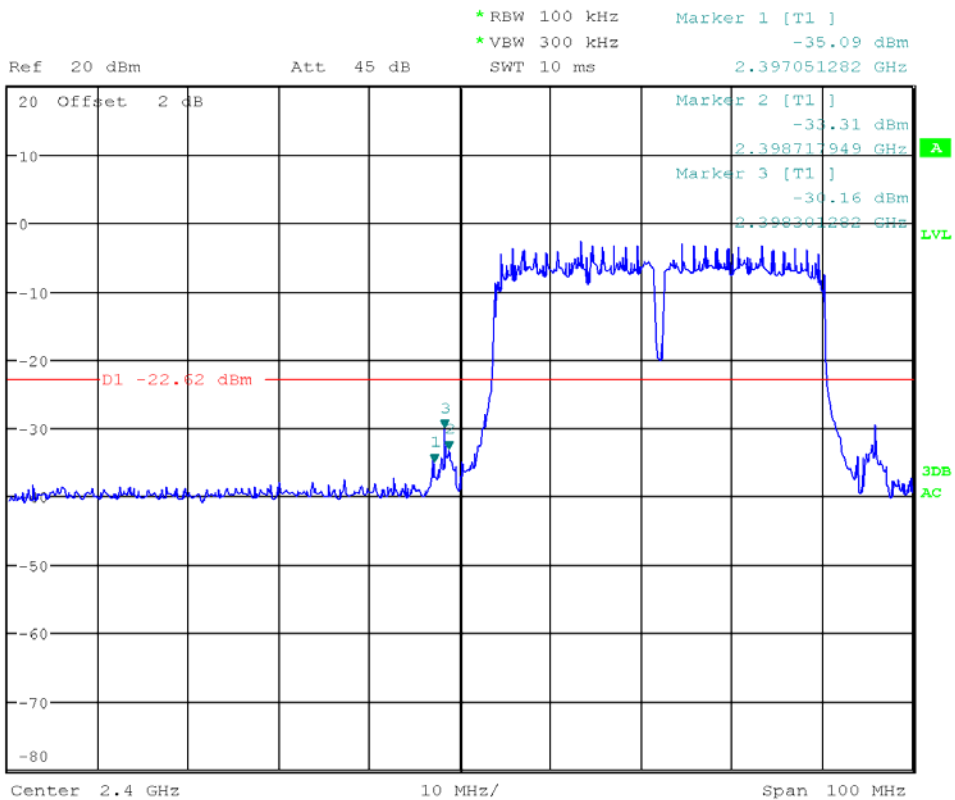
Band edge:



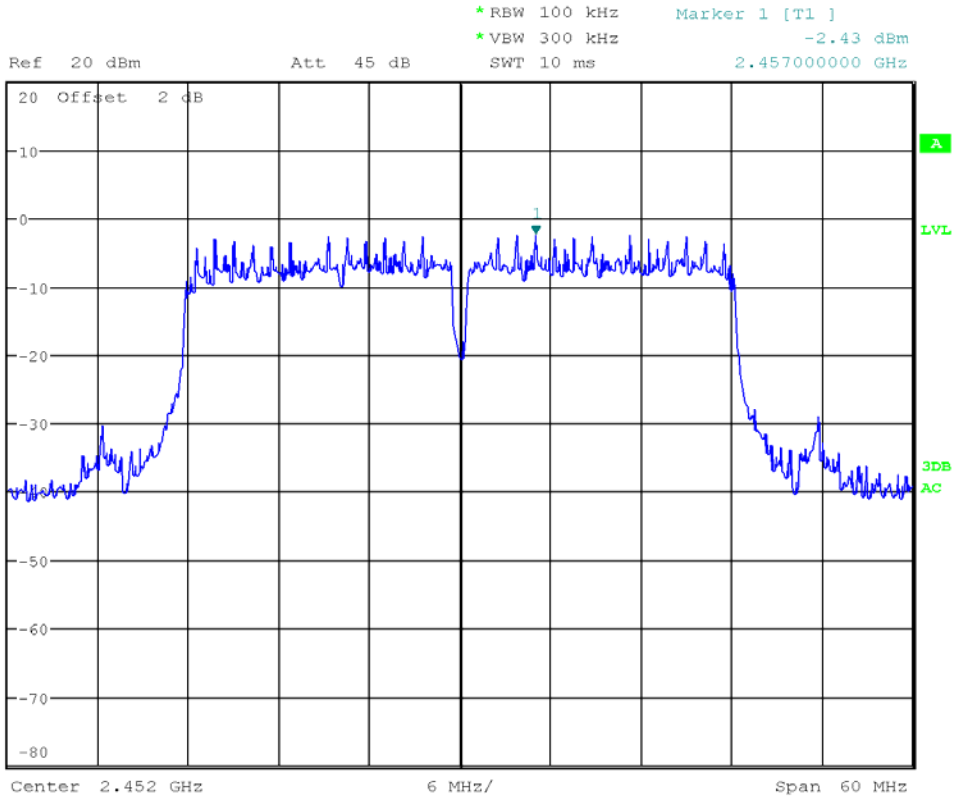
802.11n40 mode:
Channel 2422MHz
reference level:



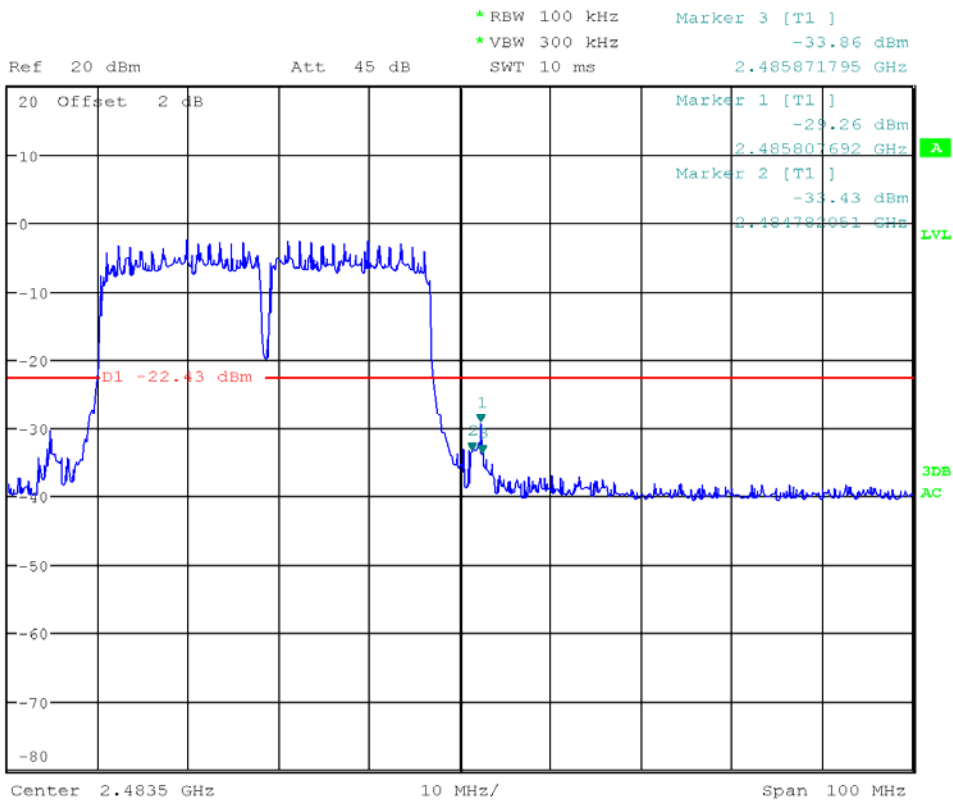
Band edge:



802.11n20 mode:
Channel 2452MHz
reference level:



Band edge:



-----This is the last page of the report.-----