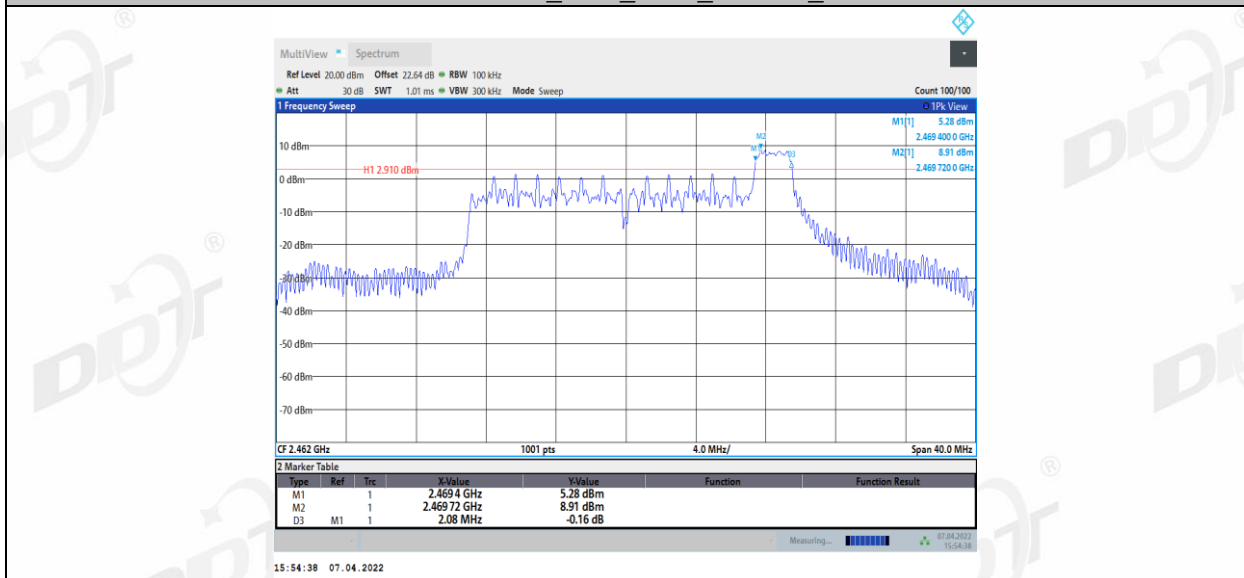
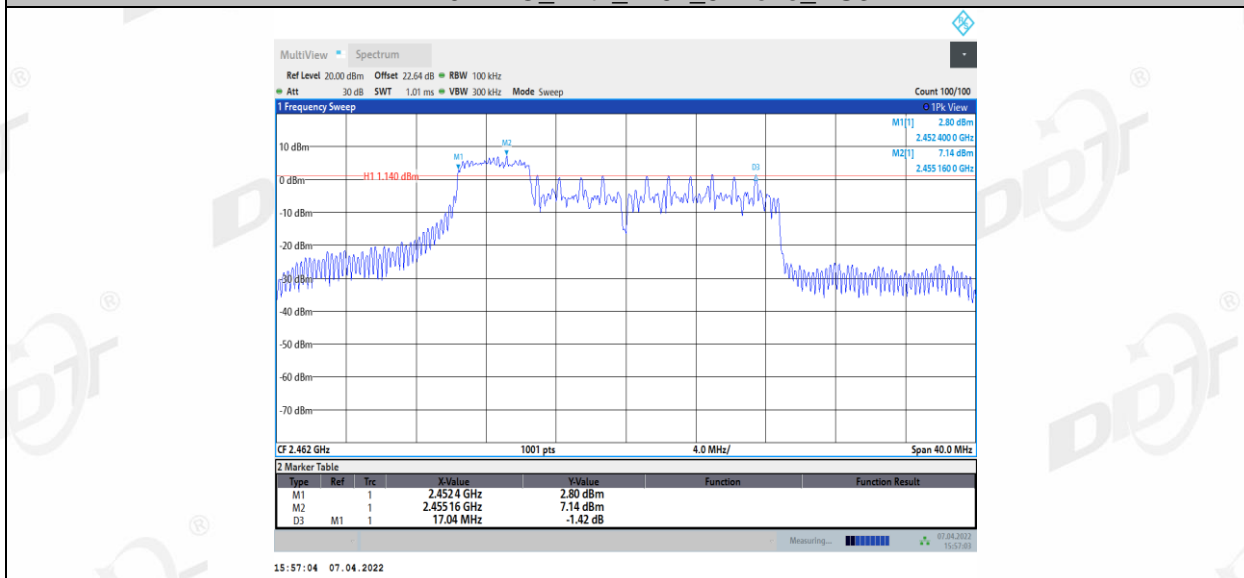


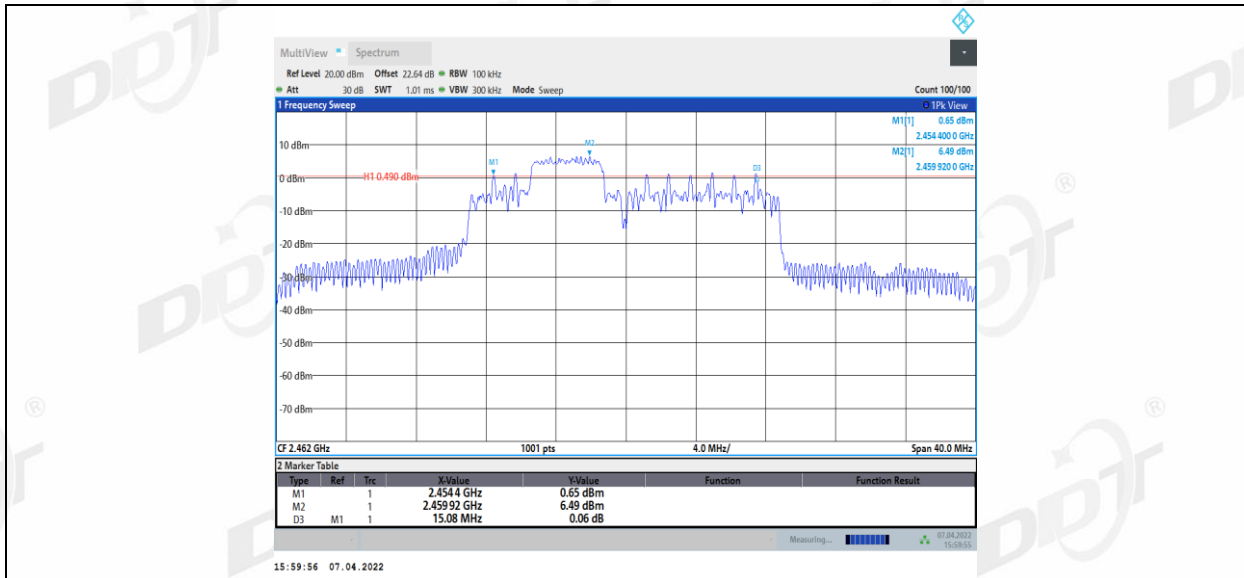
11AX20MIMO_Ant1_2462_26Tone_RU8



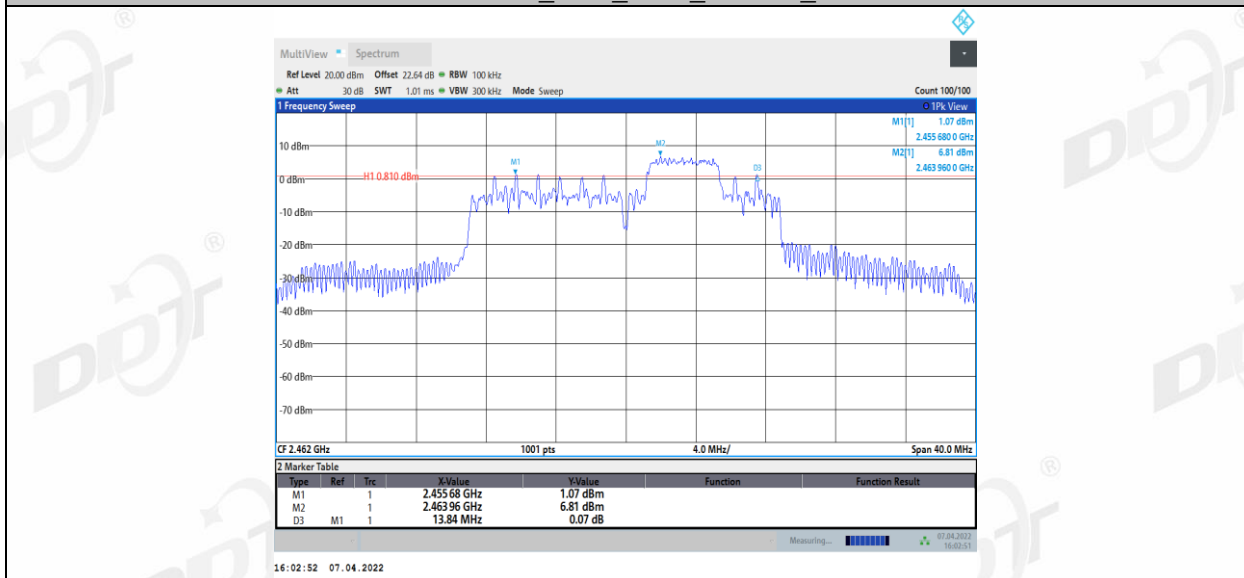
11AX20MIMO_Ant1_2462_52Tone_RU37



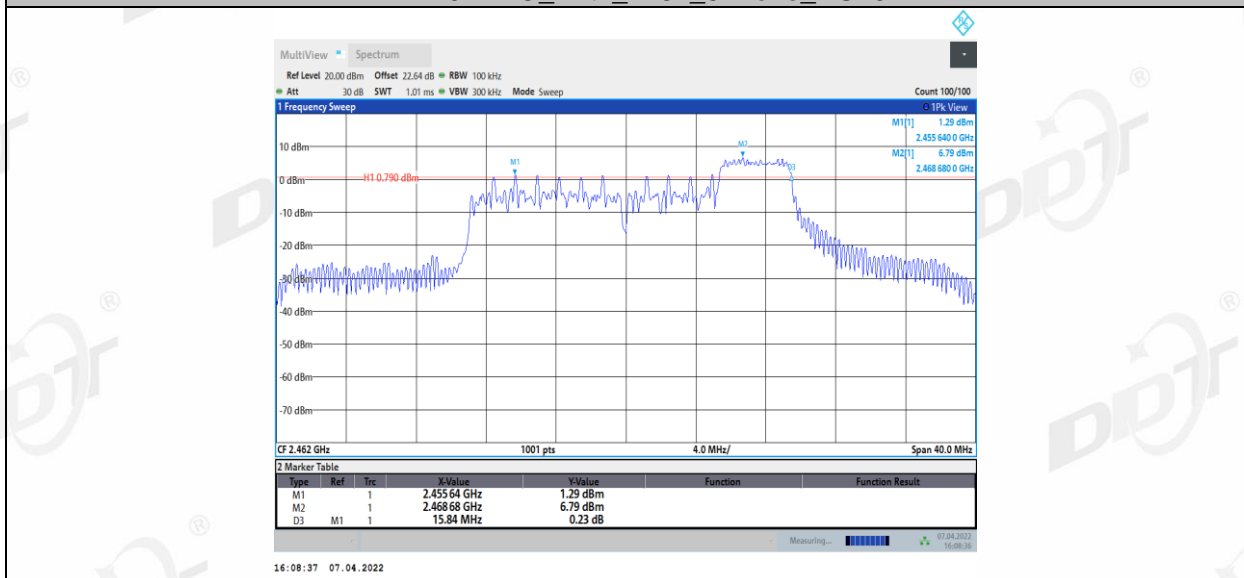
11AX20MIMO_Ant1_2462_52Tone_RU38



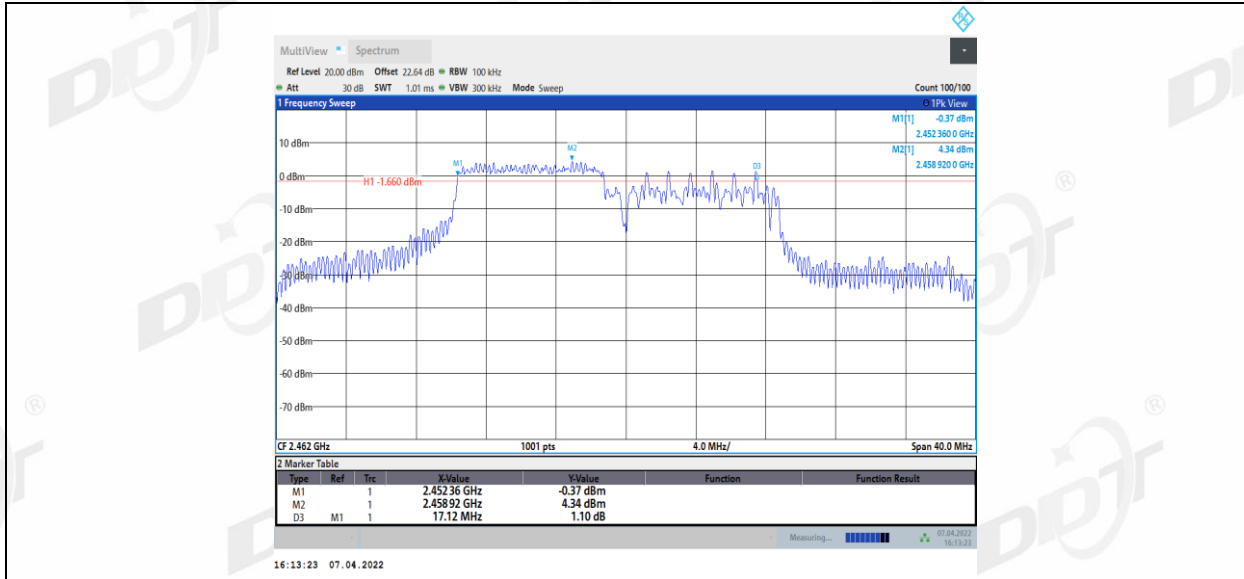
11AX20MIMO_Ant1_2462_52Tone_RU39



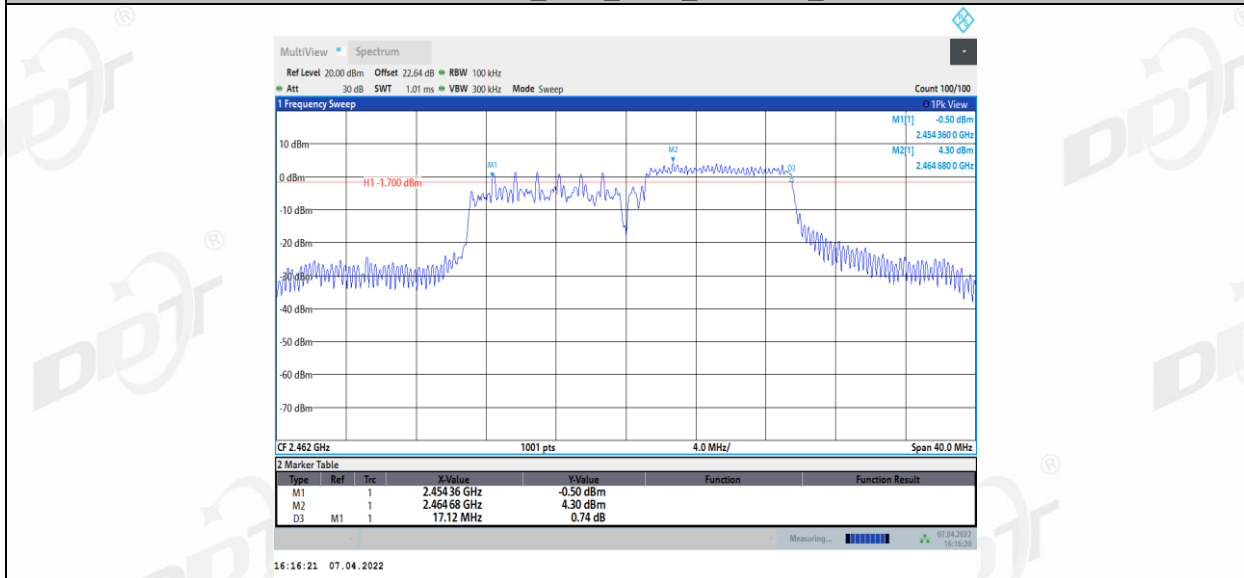
11AX20MIMO_Ant1_2462_52Tone_RU40



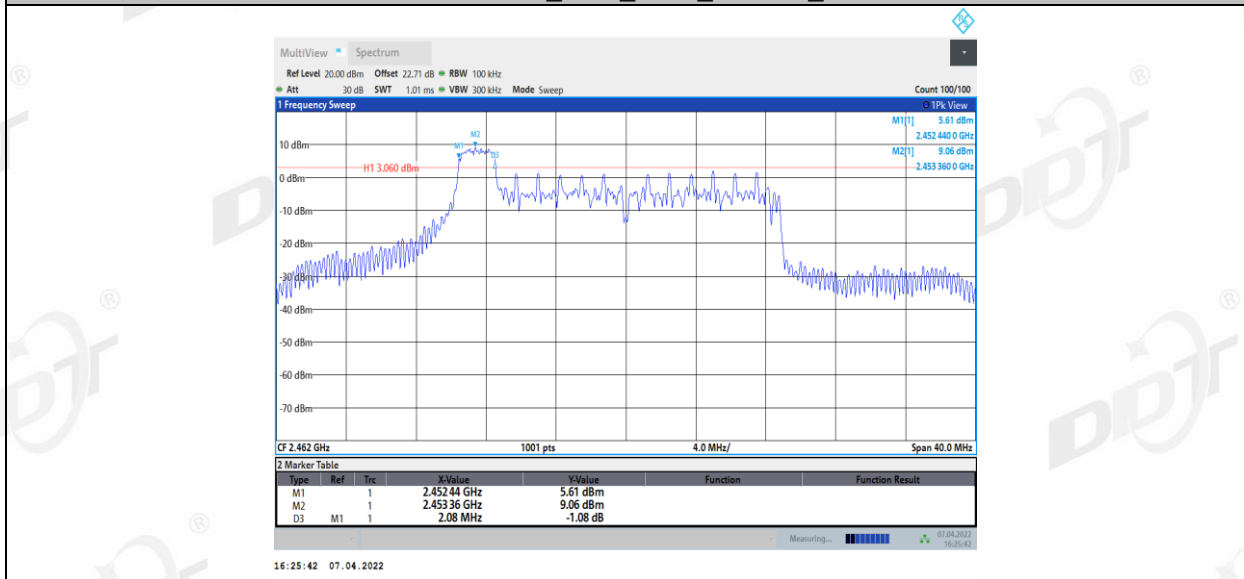
11AX20MIMO_Ant1_2462_106Tone_RU53



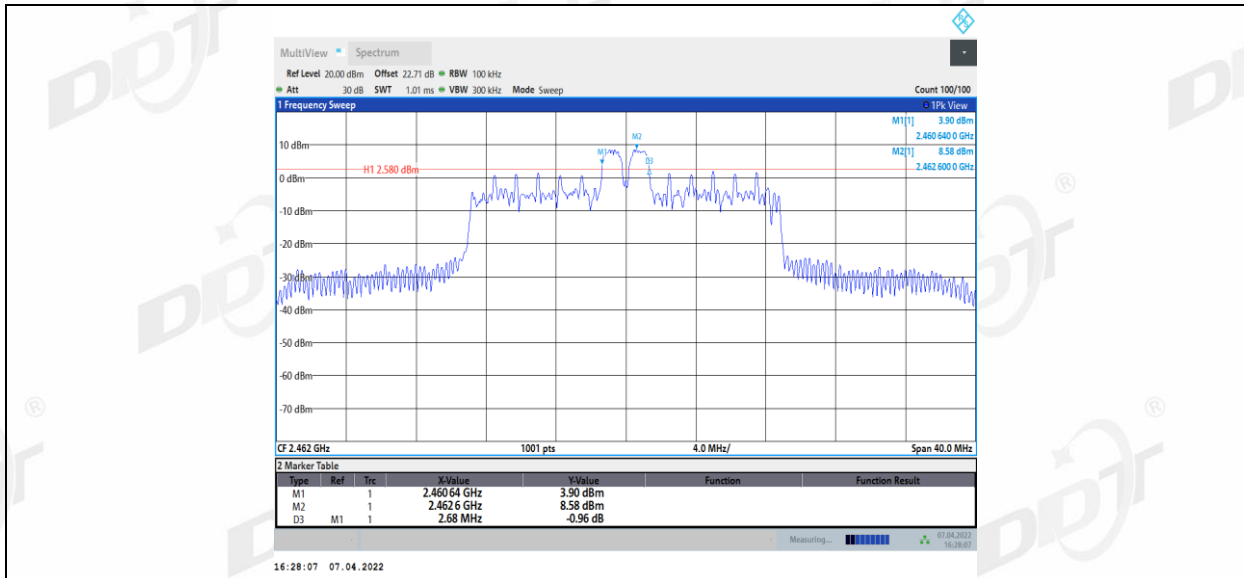
11AX20MIMO_Ant1_2462_106Tone_RU54



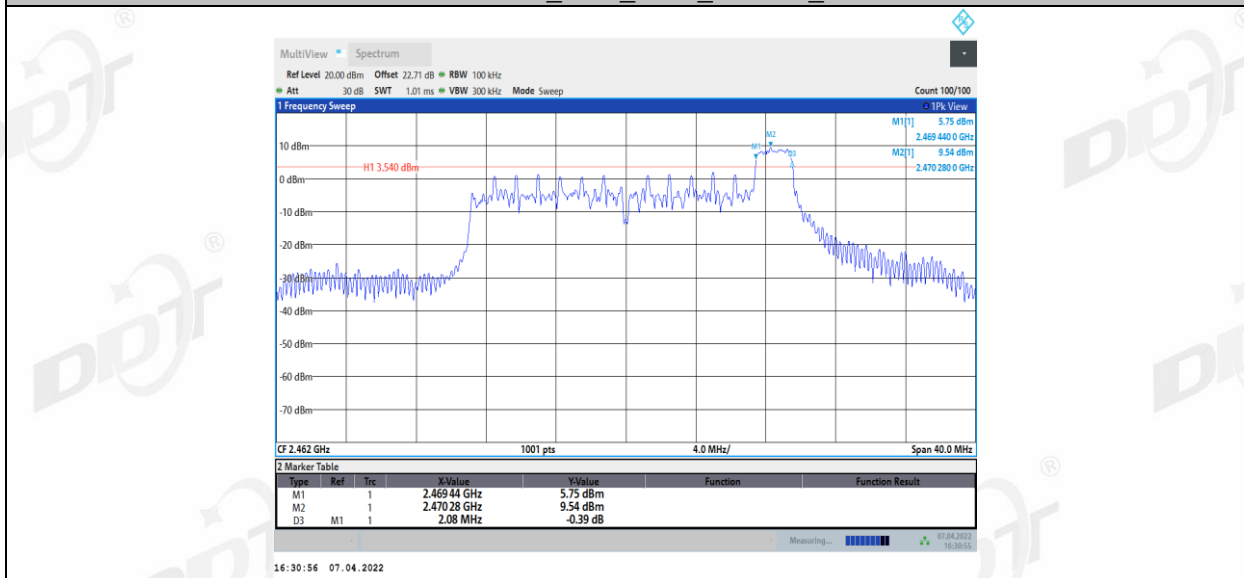
11AX20MIMO_Ant2_2462_26Tone_RU0



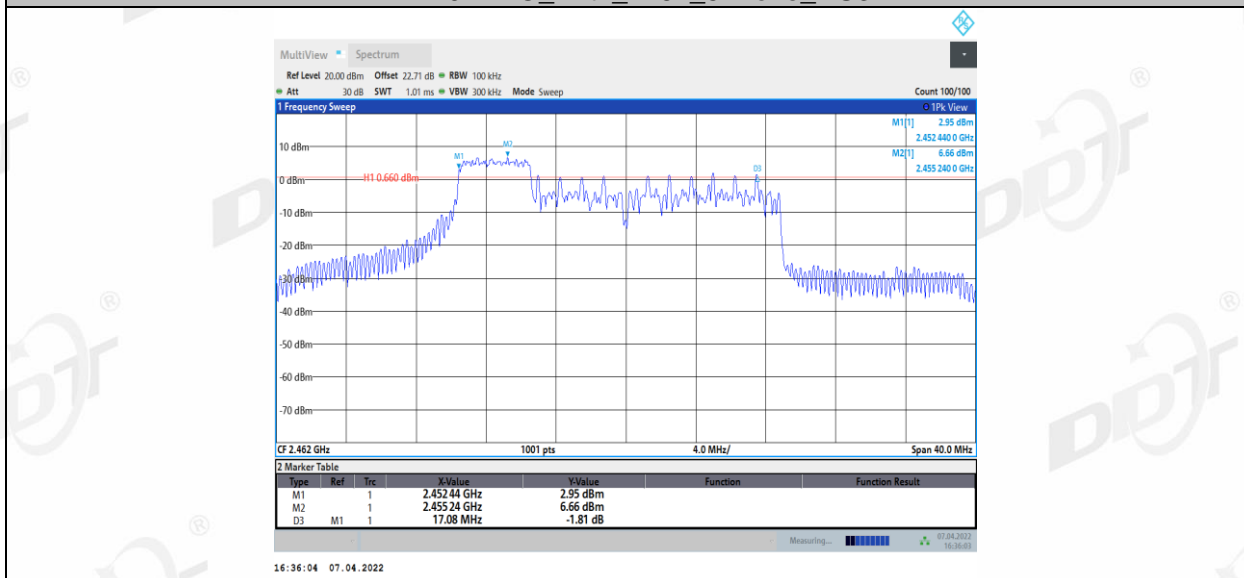
11AX20MIMO_Ant2_2462_26Tone_RU4



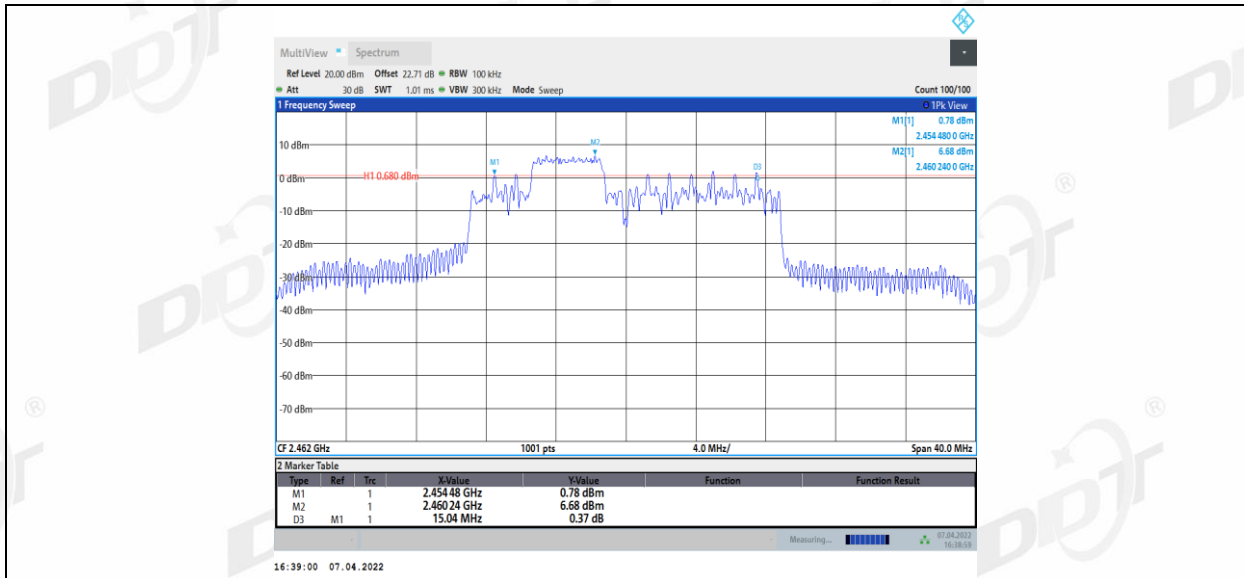
11AX20MIMO_Ant2_2462_26Tone_RU8



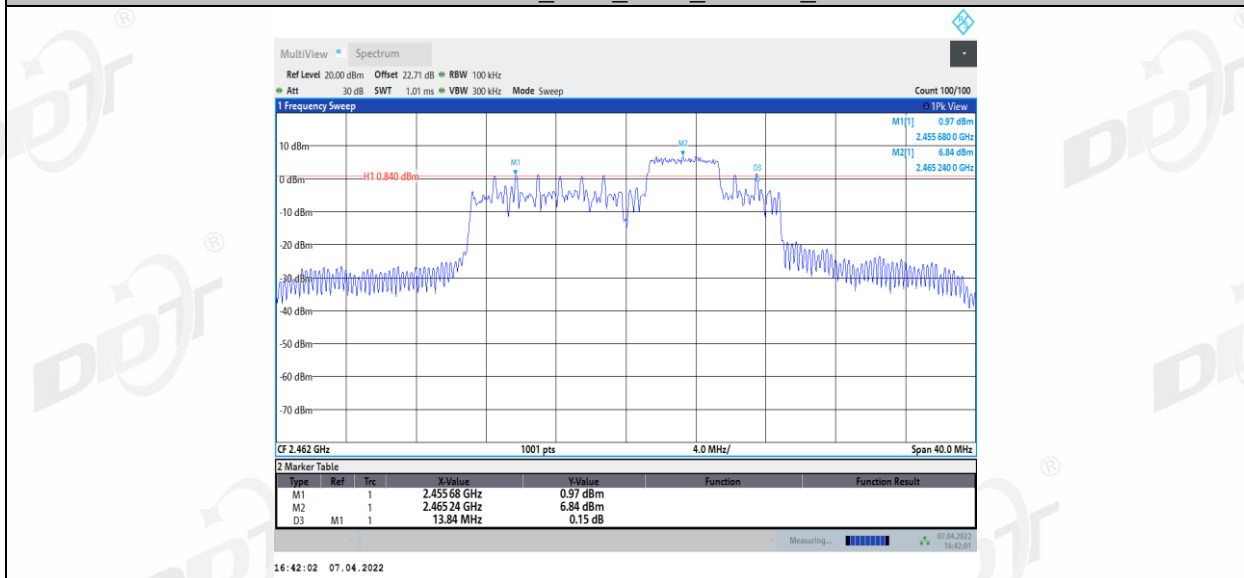
11AX20MIMO_Ant2_2462_52Tone_RU37



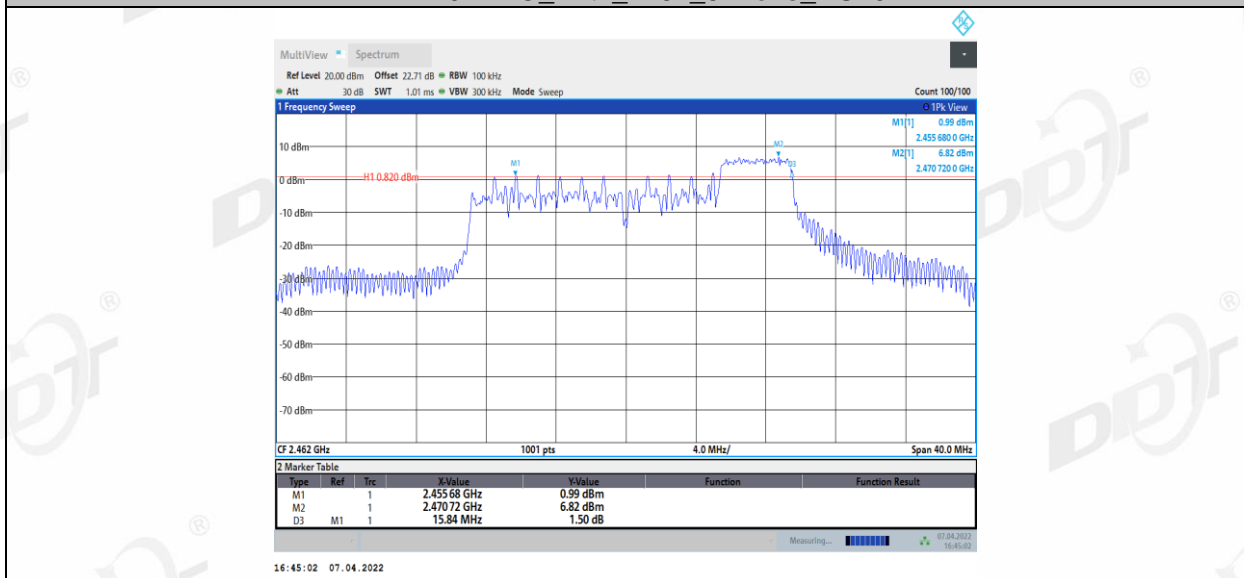
11AX20MIMO_Ant2_2462_52Tone_RU38



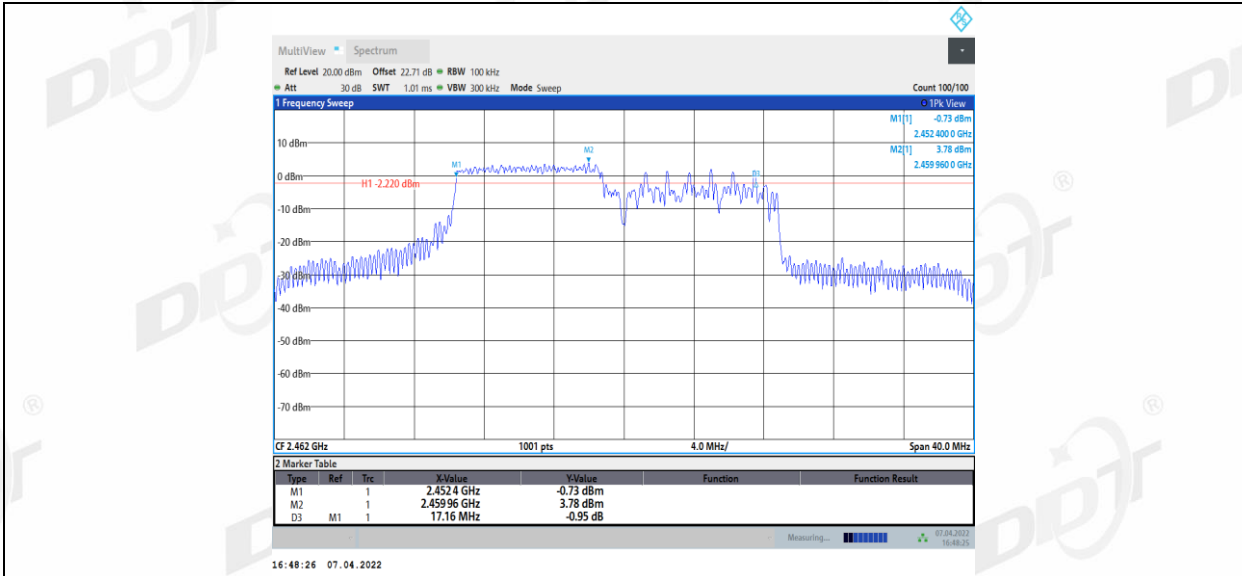
11AX20MIMO_Ant2_2462_52Tone_RU39



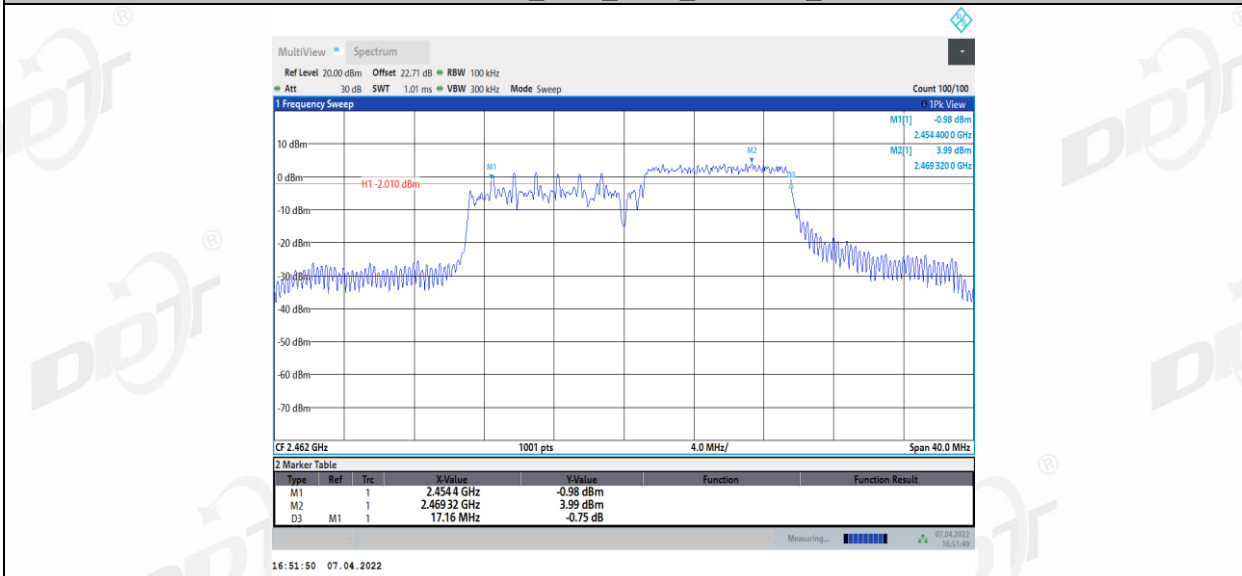
11AX20MIMO_Ant2_2462_52Tone_RU40



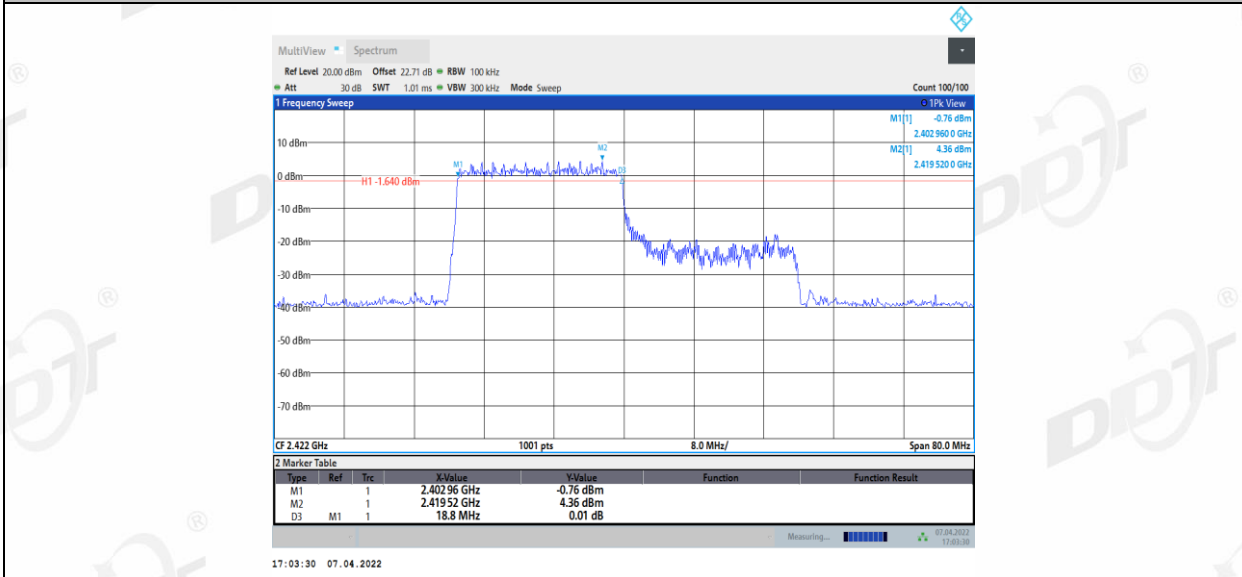
11AX20MIMO_Ant2_2462_106Tone_RU53



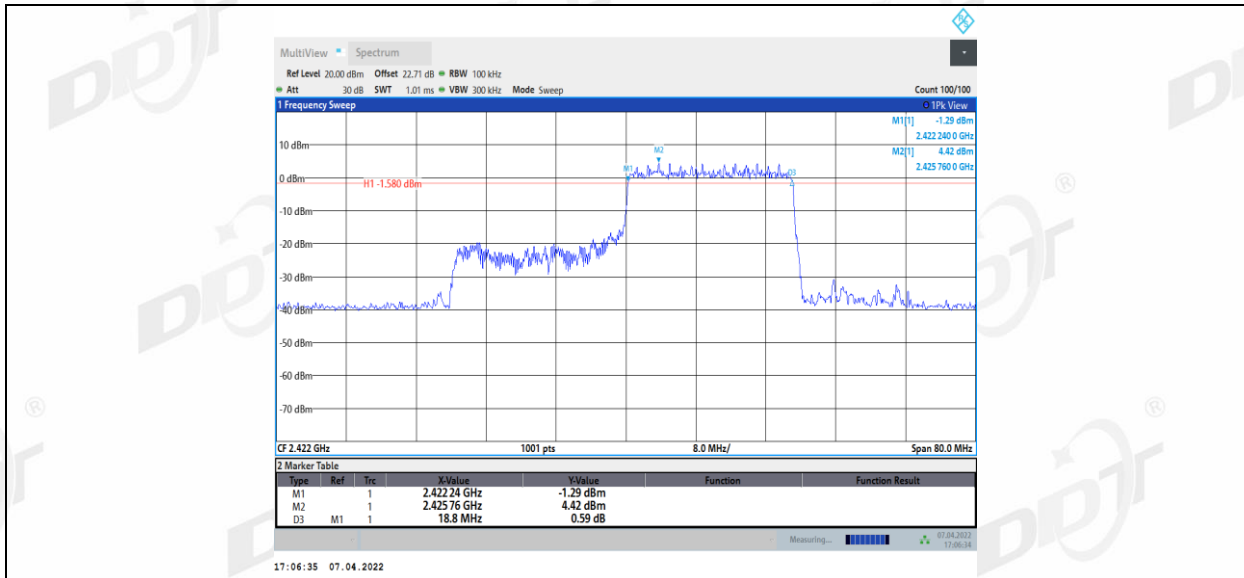
11AX20MIMO_Ant2_2462_106Tone_RU54



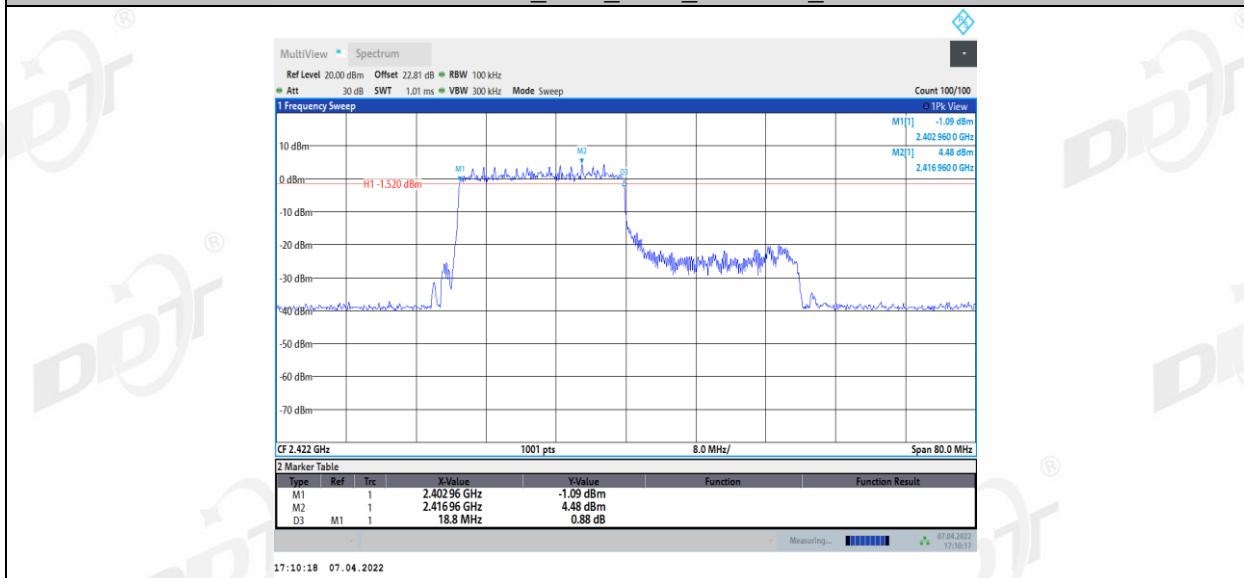
11AX40MIMO_Ant1_2422_242Tone_RU61



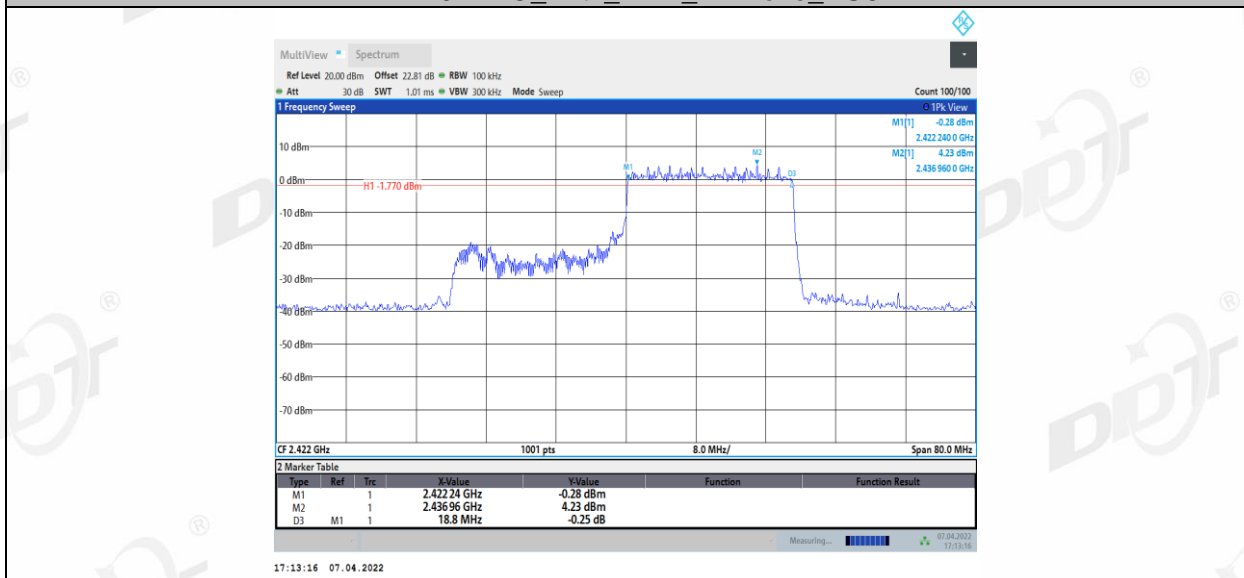
11AX40MIMO_Ant1_2422_242Tone_RU62



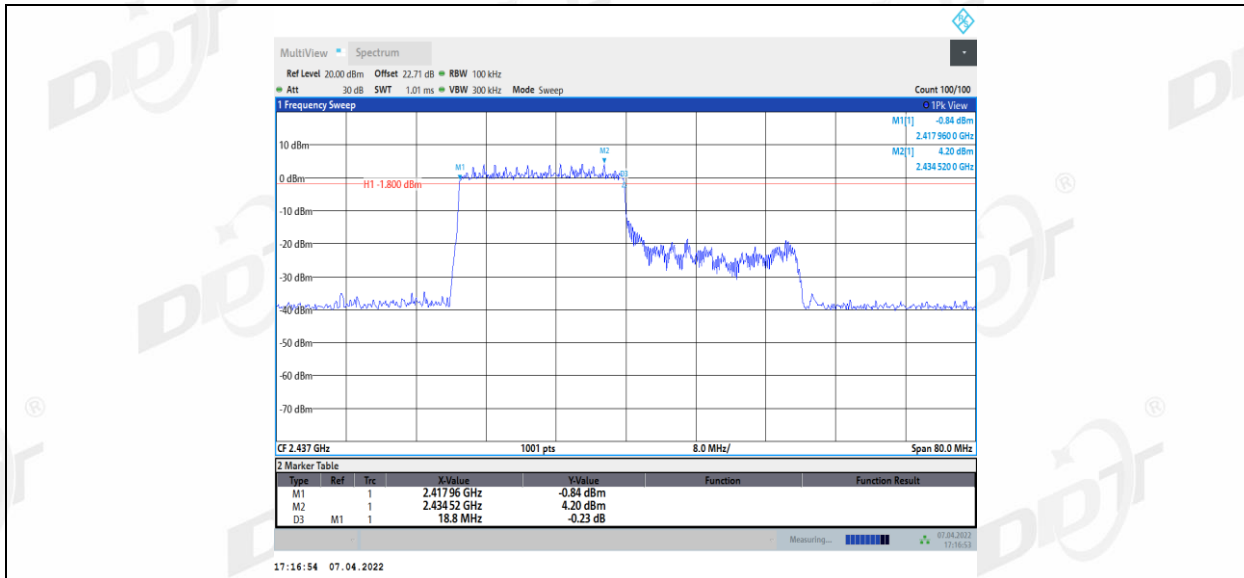
11AX40MIMO_Ant2_2422_242Tone_RU61



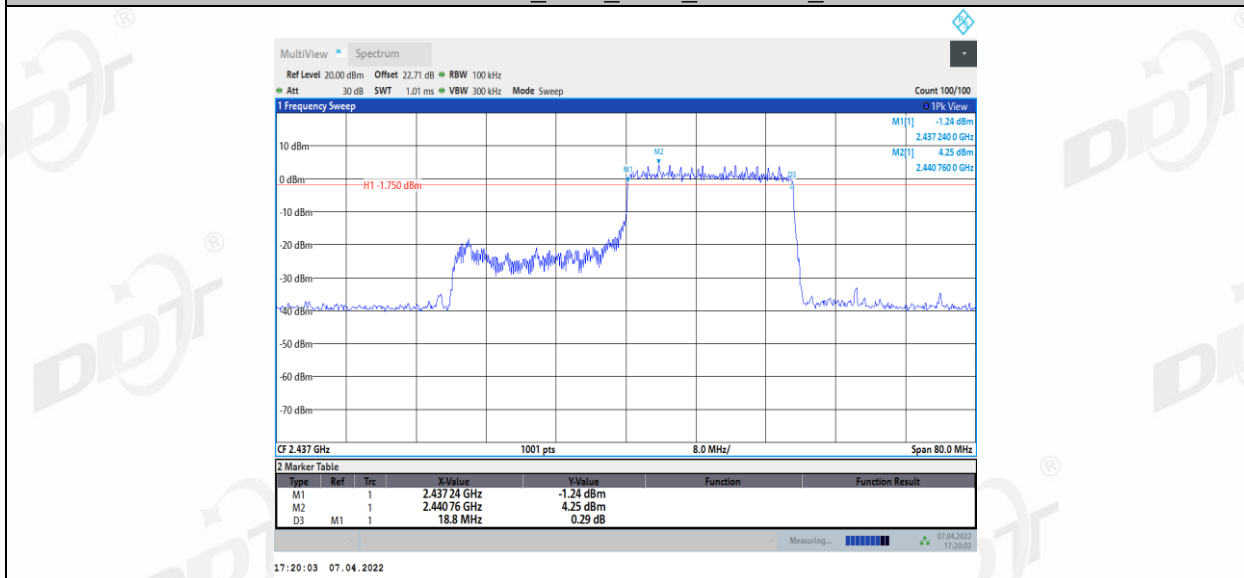
11AX40MIMO_Ant2_2422_242Tone_RU62



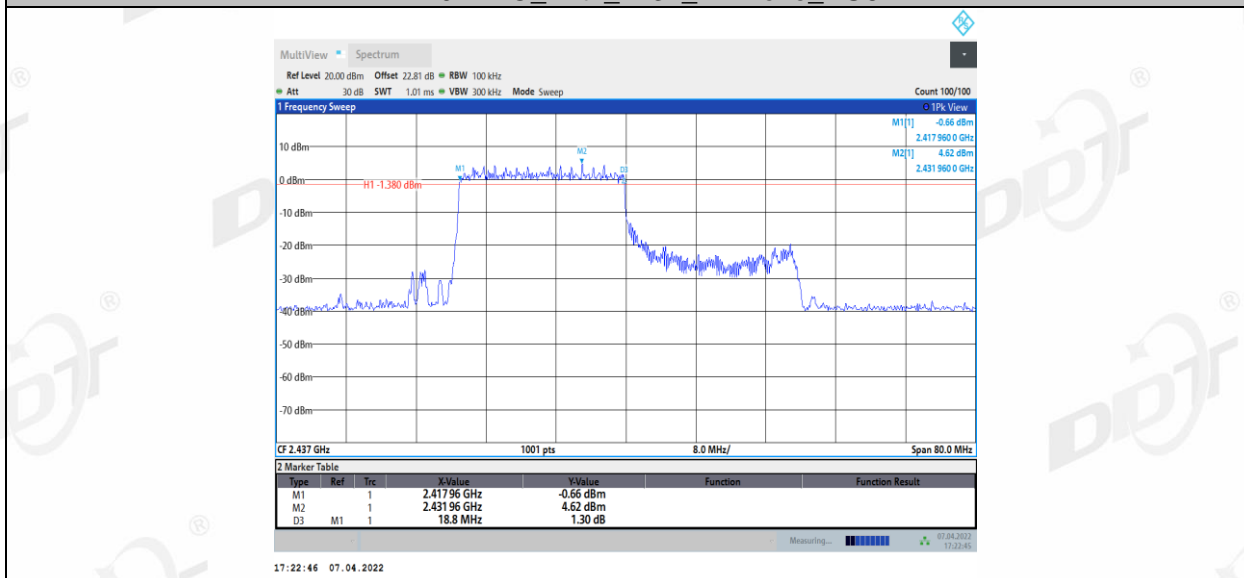
11AX40MIMO_Ant1_2437_242Tone_RU61



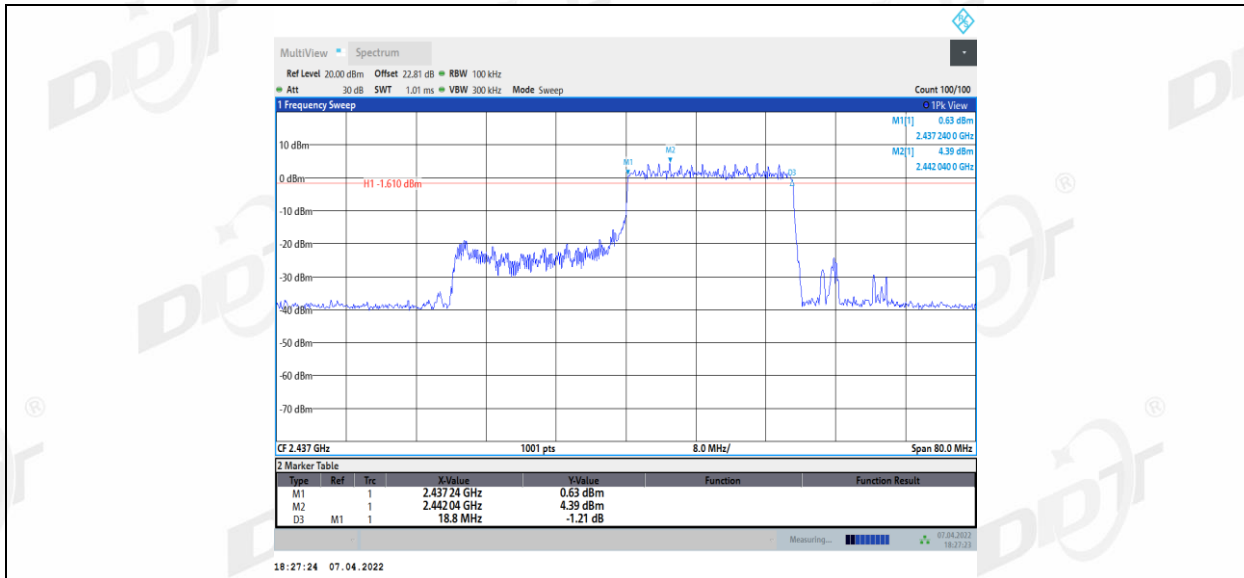
11AX40MIMO_Ant1_2437_242Tone_RU62



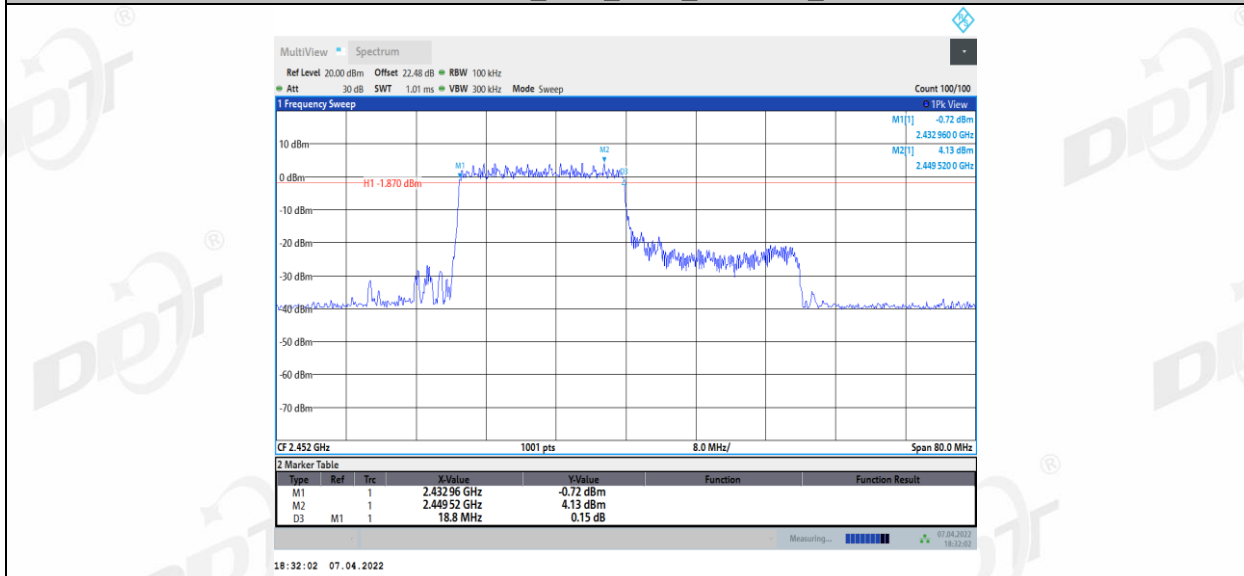
11AX40MIMO_Ant2_2437_242Tone_RU61



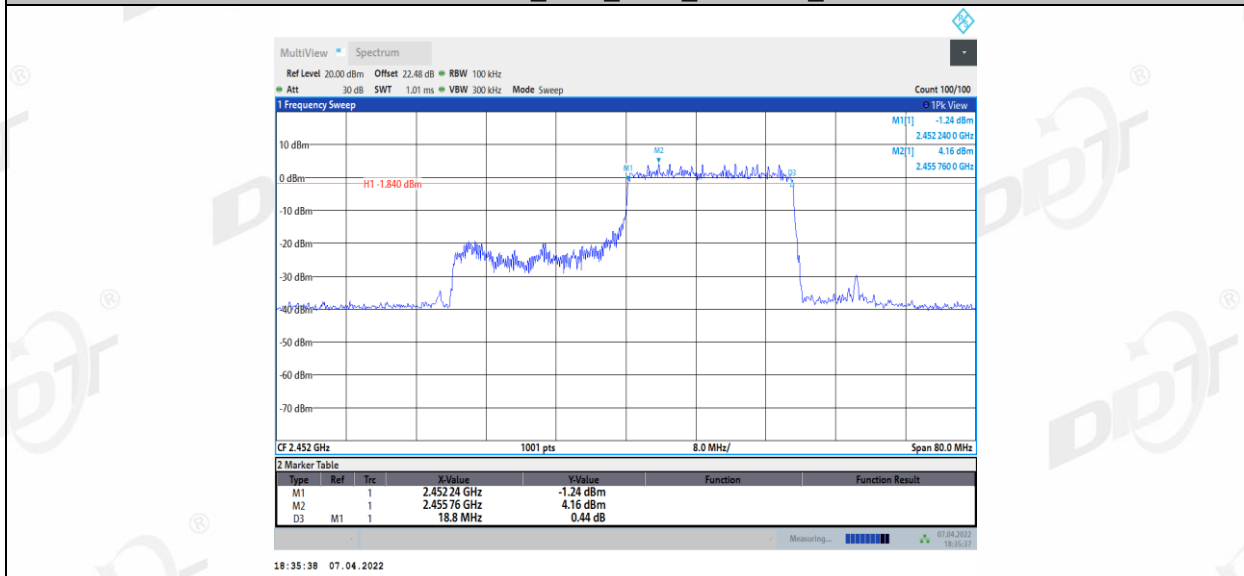
11AX40MIMO_Ant2_2437_242Tone_RU62



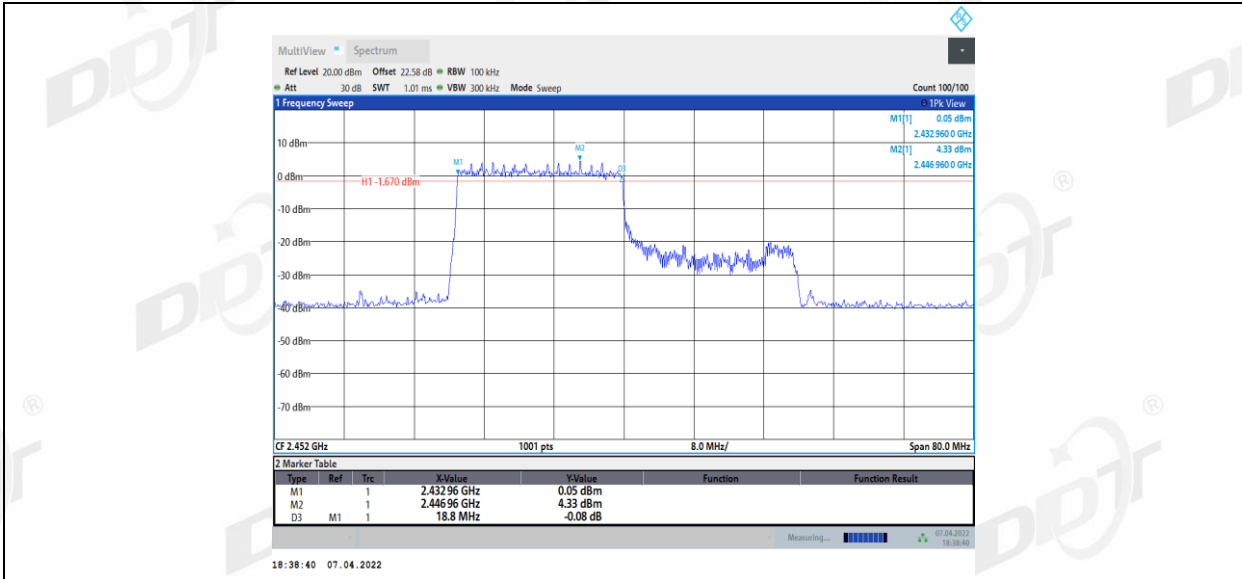
11AX40MIMO_Ant1_2452_242Tone_RU61



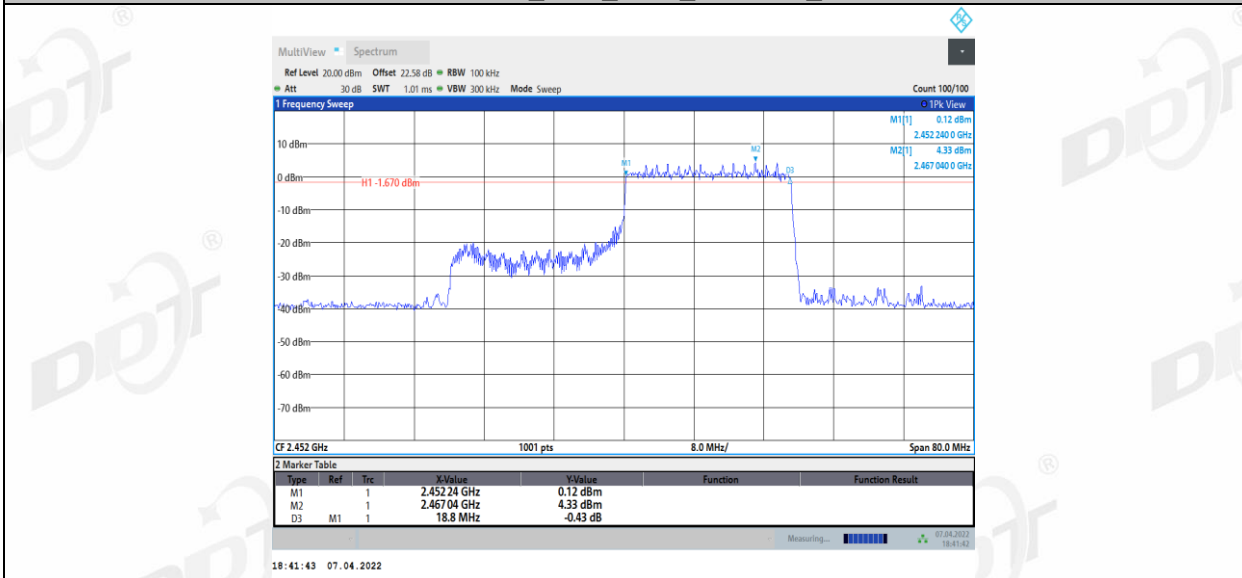
11AX40MIMO_Ant1_2452_242Tone_RU62



11AX40MIMO_Ant2_2452_242Tone_RU61

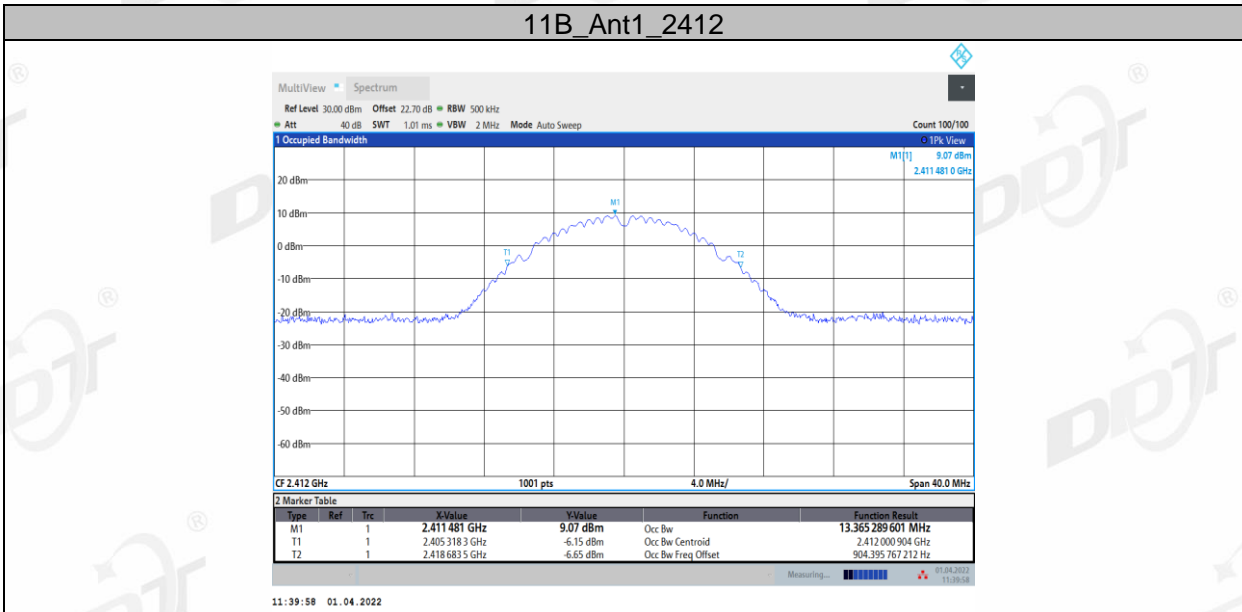


11AX40MIMO_Ant2_2452_242Tone_RU62

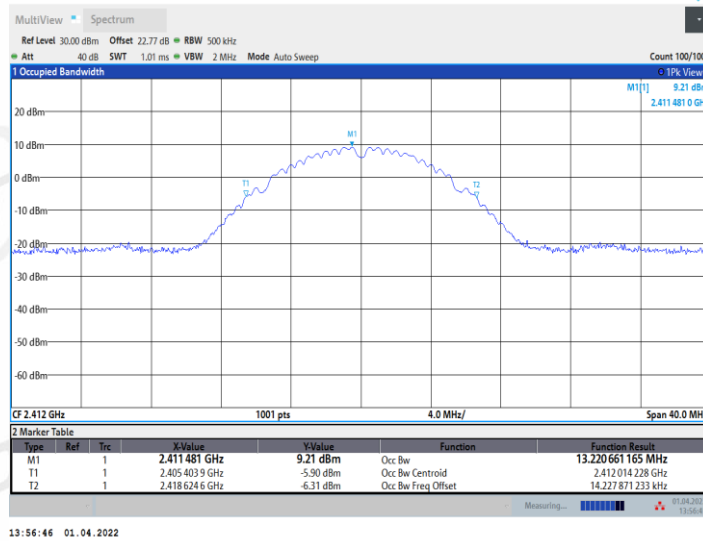


99% bandwidth:

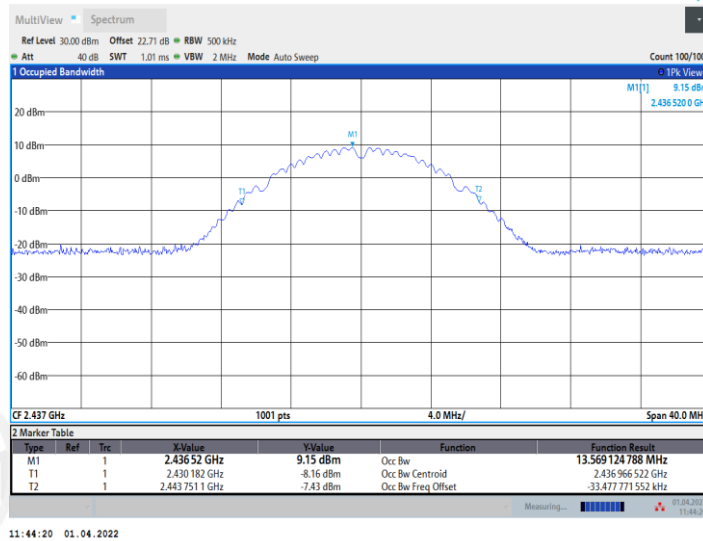
11B_Ant1_2412



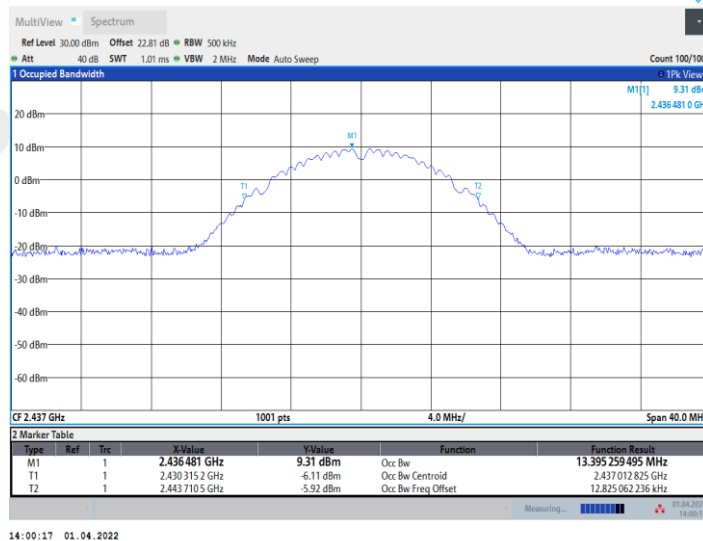
11B_Ant2_2412



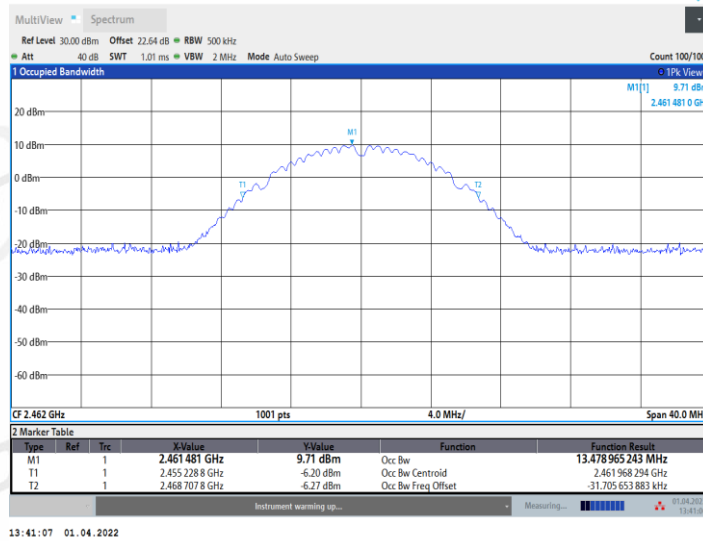
11B_Ant1_2437



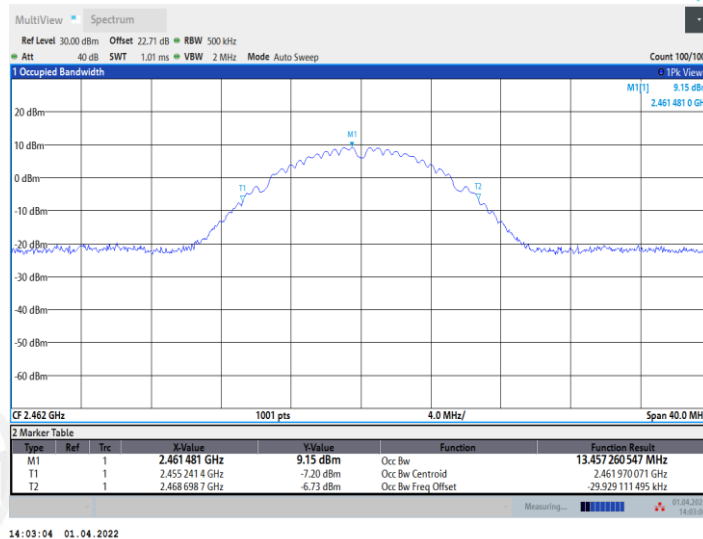
11B_Ant2_2437



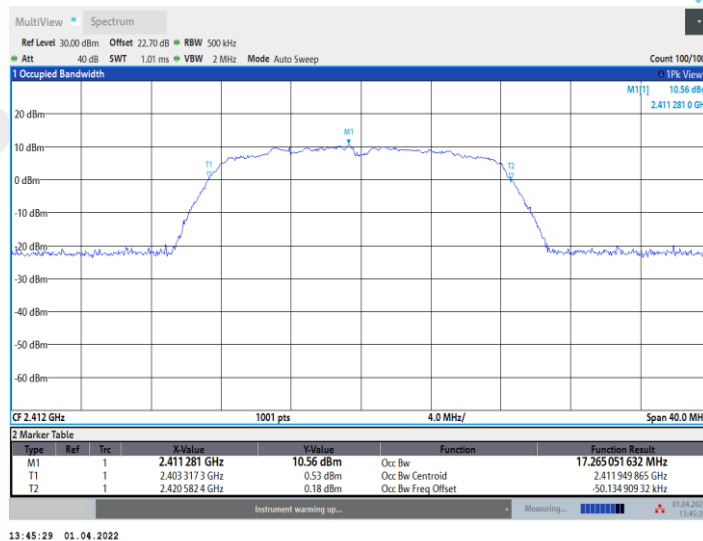
11B_Ant1_2462



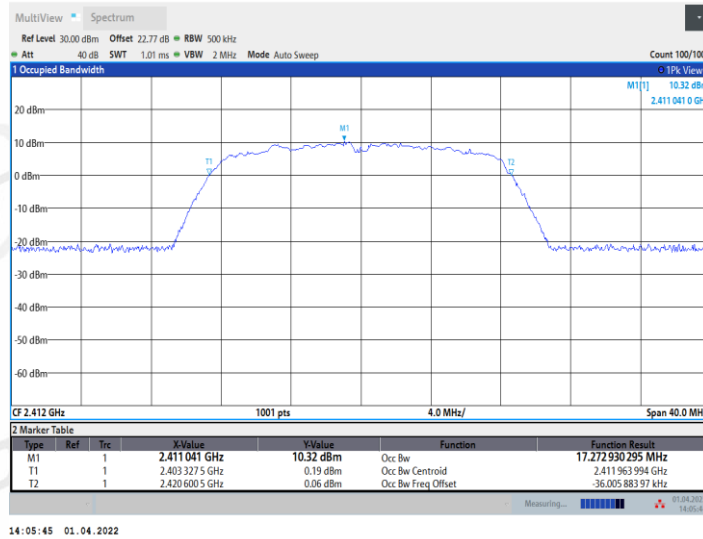
11B_Ant2_2462



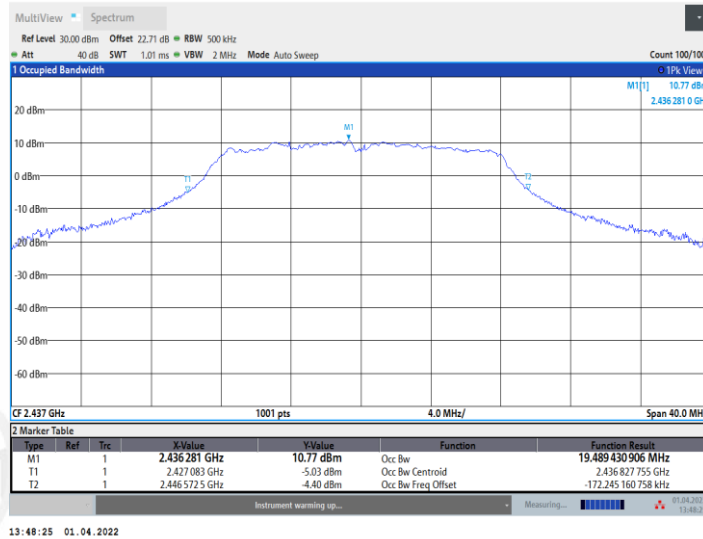
11G_Ant1_2412



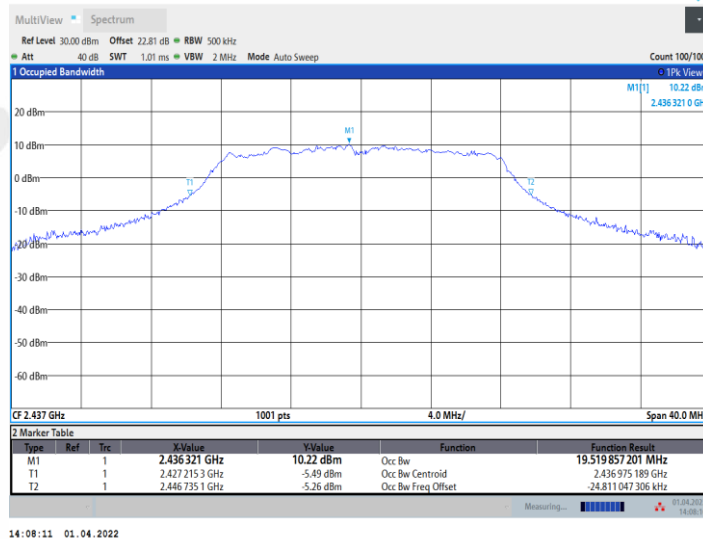
11G_Ant2_2412



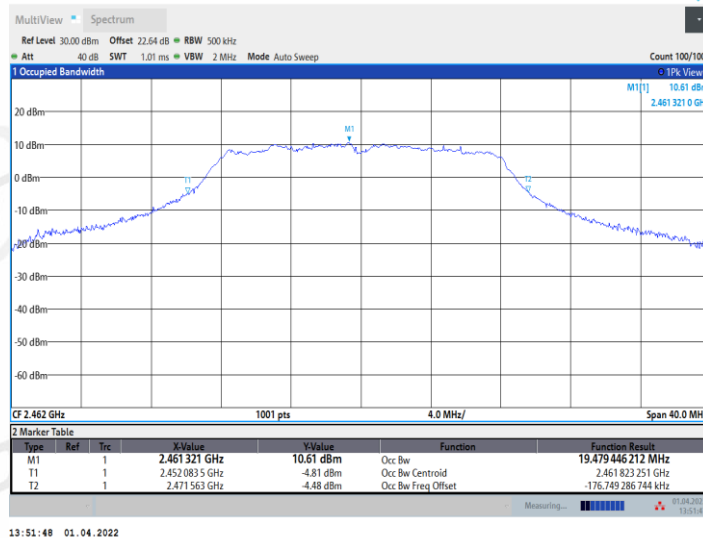
11G_Ant1_2437



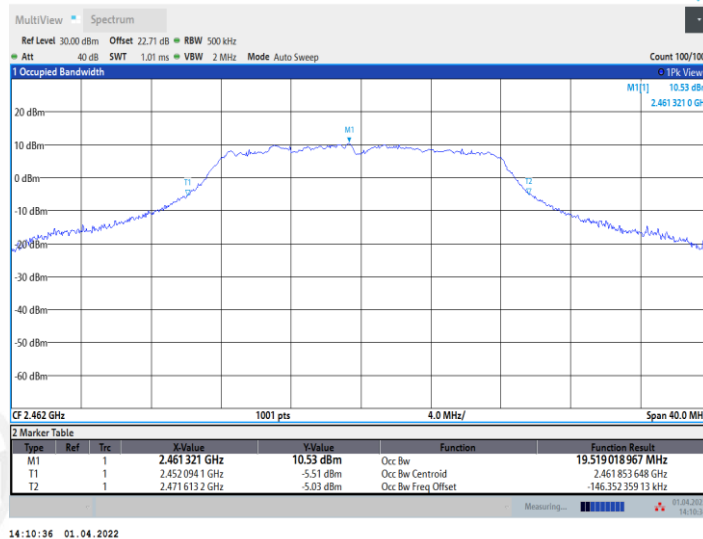
11G_Ant2_2437



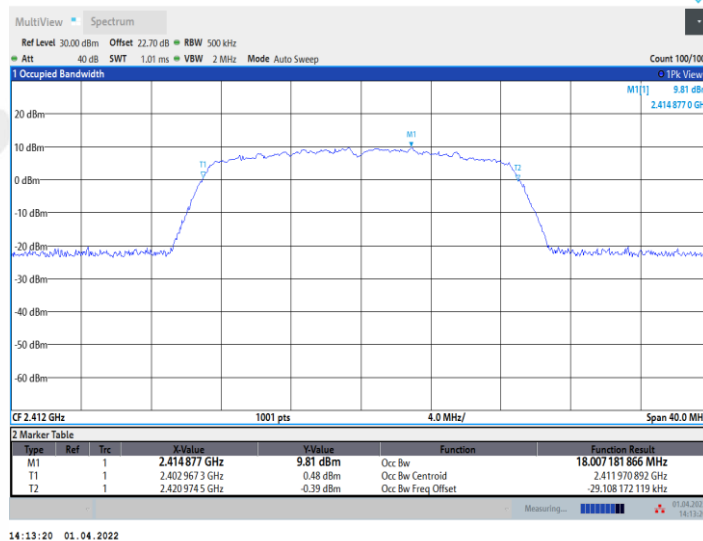
11G_Ant1_2462



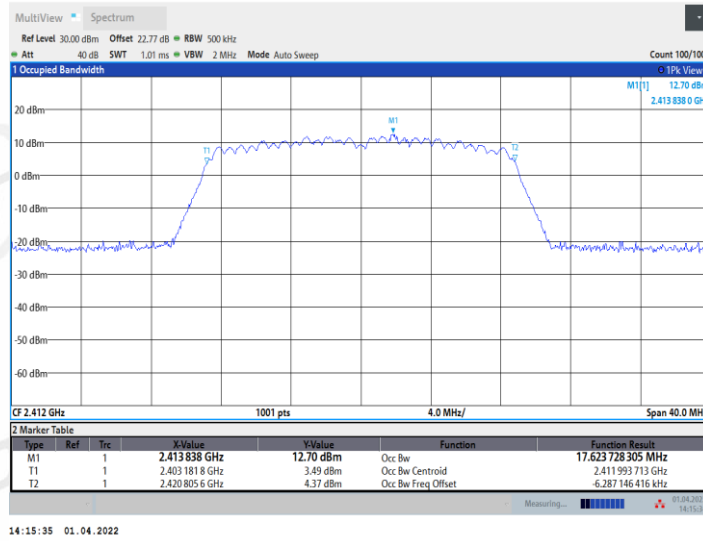
11G_Ant2_2462



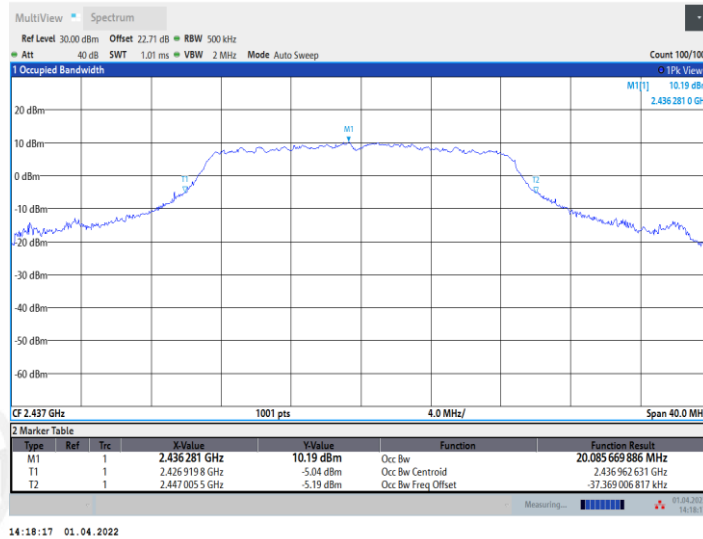
11N20MIMO_Ant1_2412



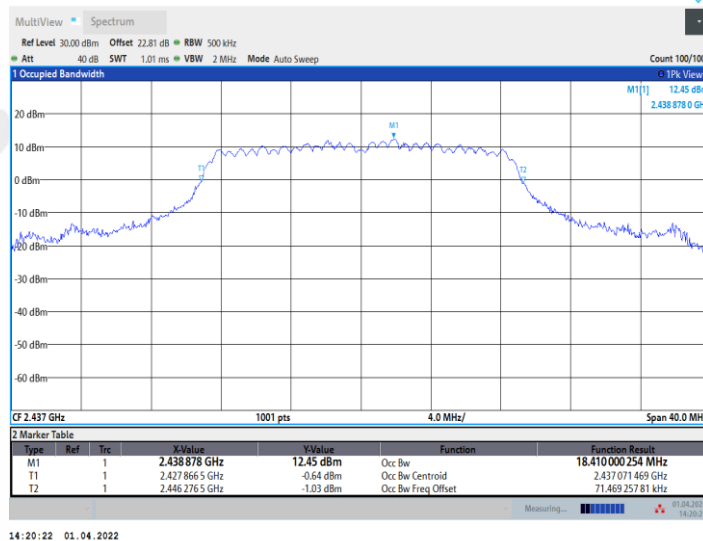
11N20MIMO_Ant2_2412



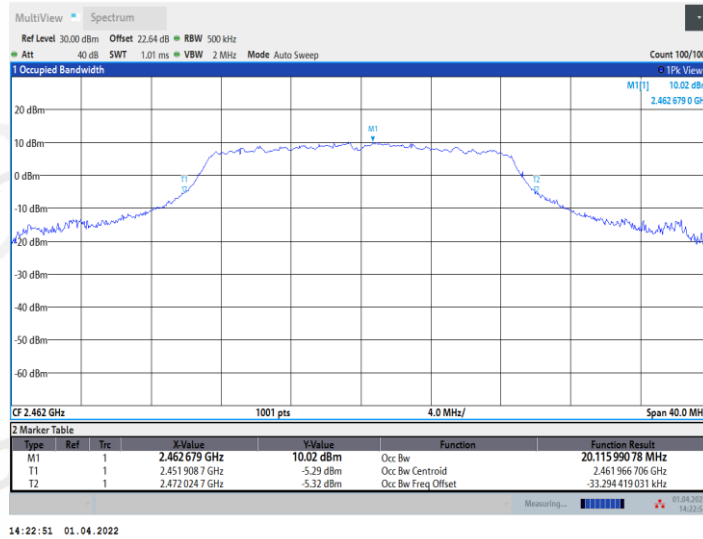
11N20MIMO_Ant1_2437



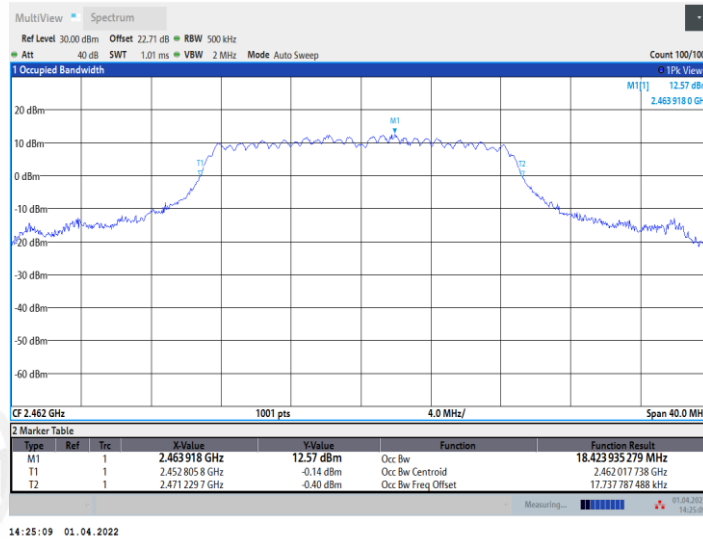
11N20MIMO_Ant2_2437



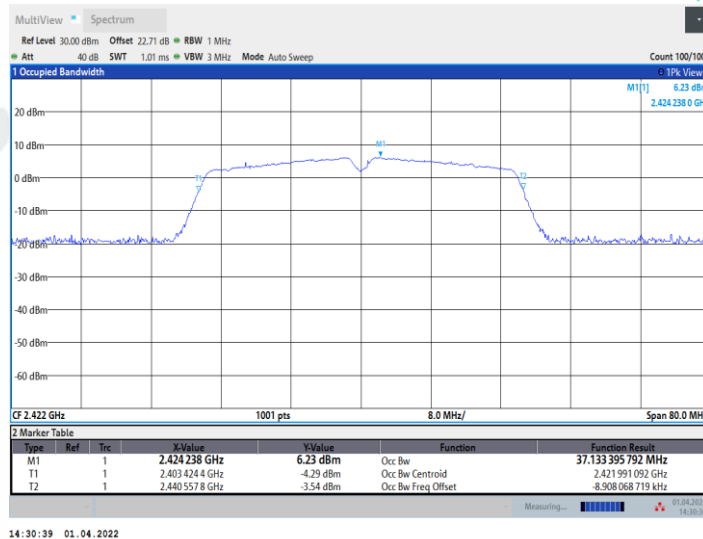
11N20MIMO_Ant1_2462



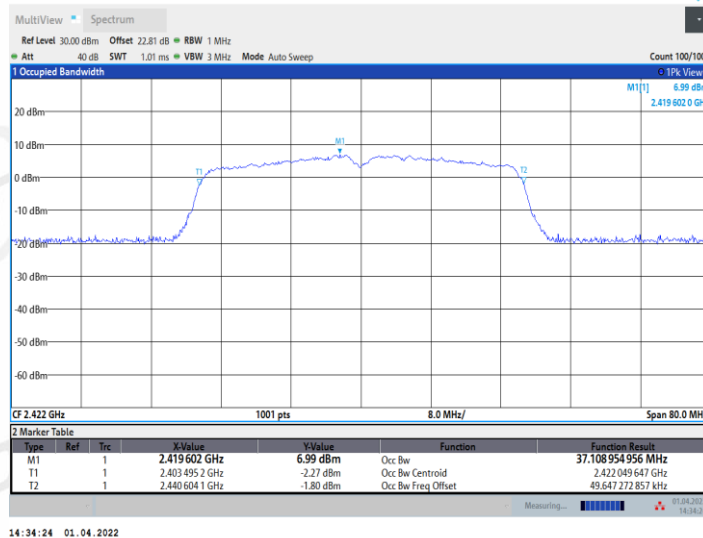
11N20MIMO_Ant2_2462



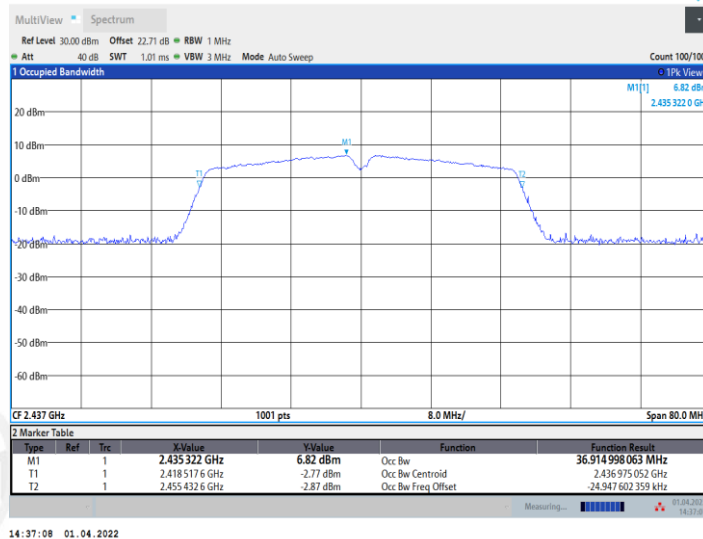
11N40MIMO_Ant1_2422



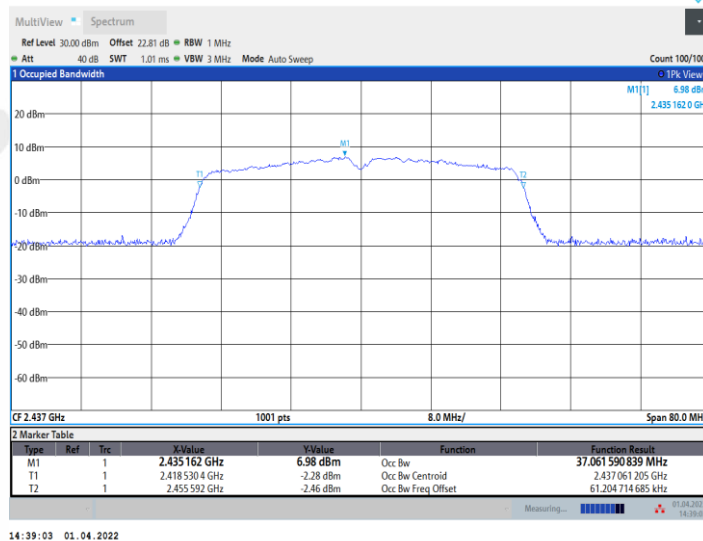
11N40MIMO_Ant2_2422



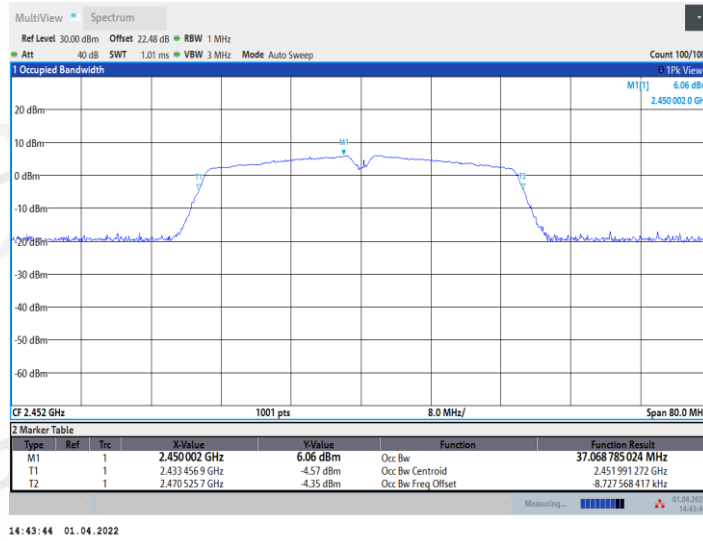
11N40MIMO_Ant1_2437



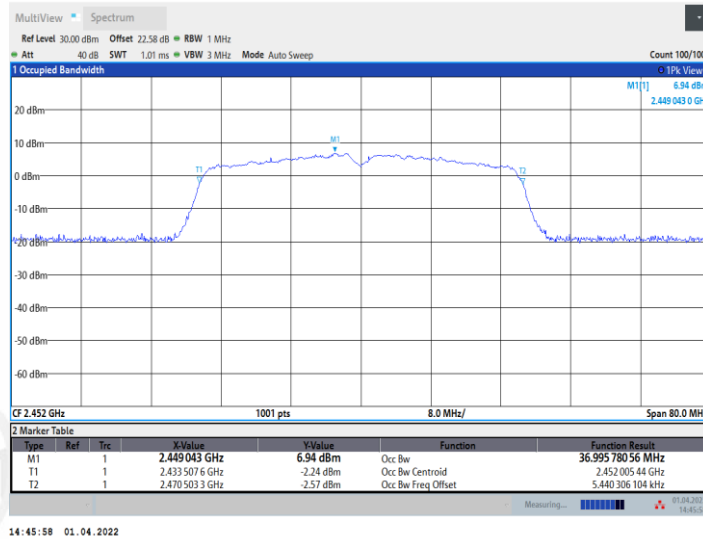
11N40MIMO_Ant2_2437



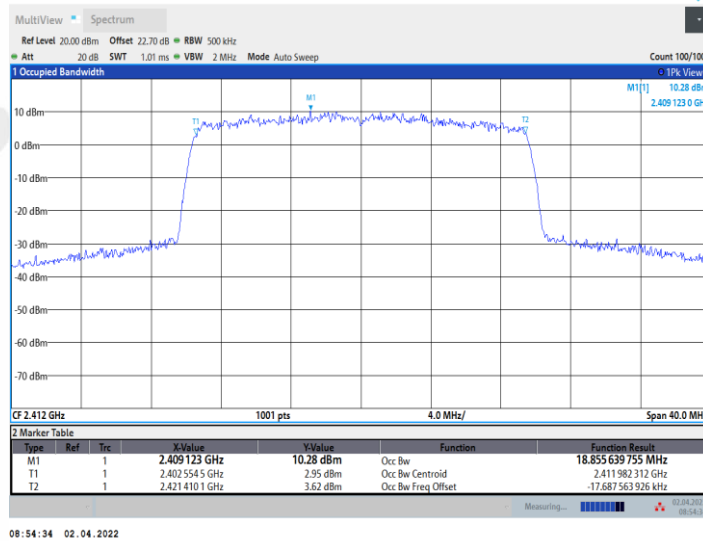
11N40MIMO_Ant1_2452



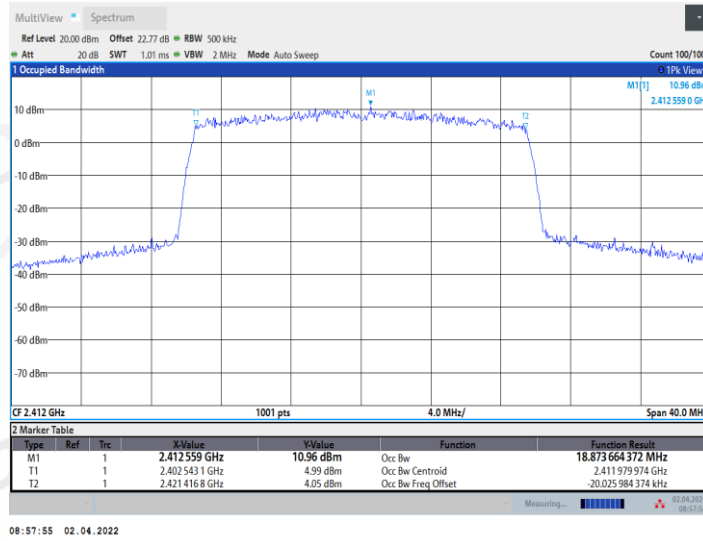
11N40MIMO_Ant2_2452



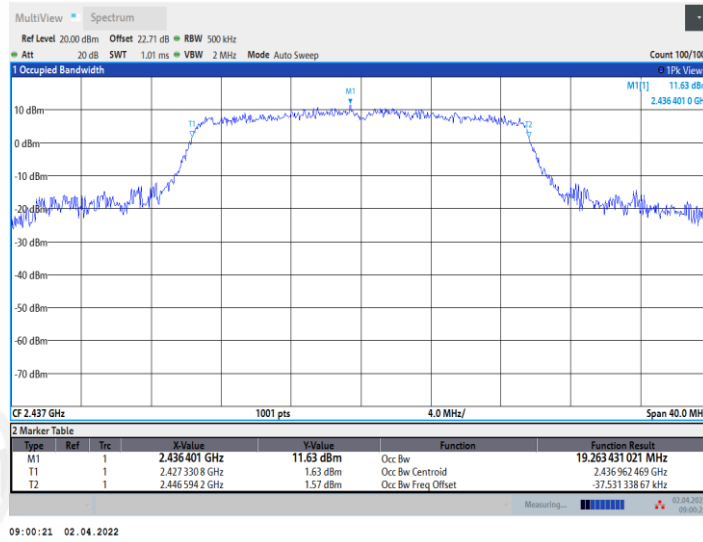
11AX20MIMO_Ant1_2412



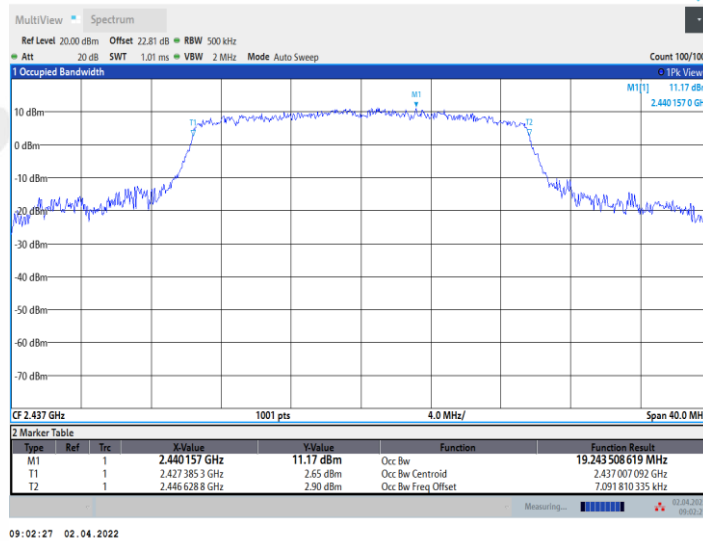
11AX20MIMO_Ant2_2412



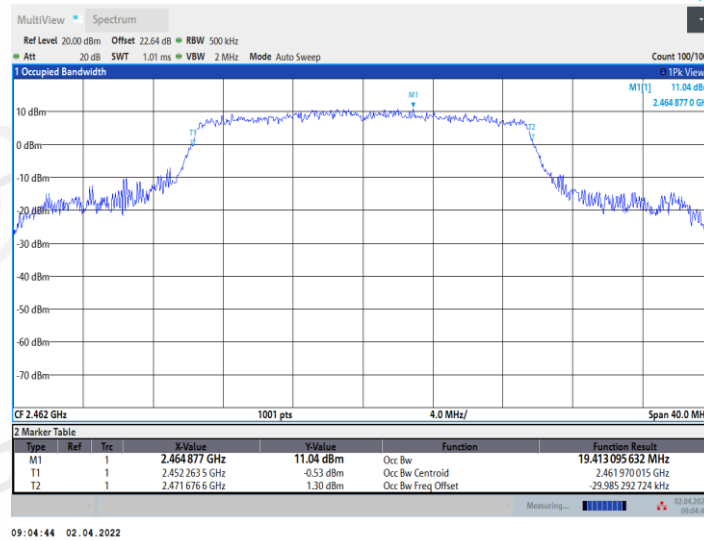
11AX20MIMO_Ant1_2437



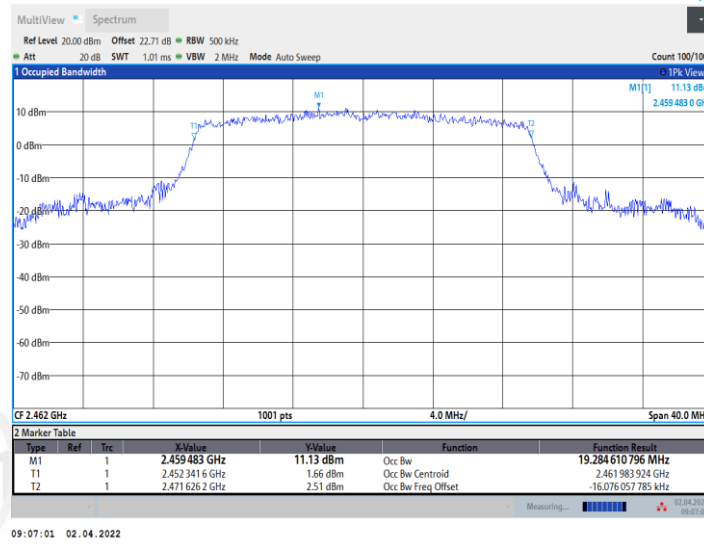
11AX20MIMO_Ant2_2437



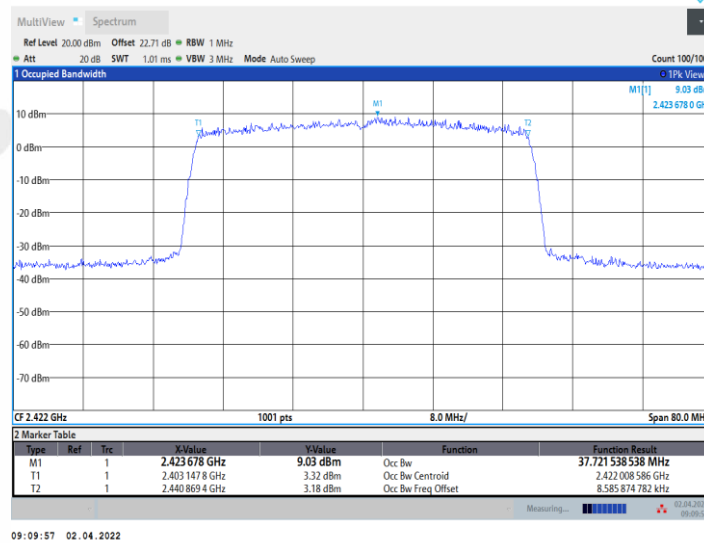
11AX20MIMO_Ant1_2462



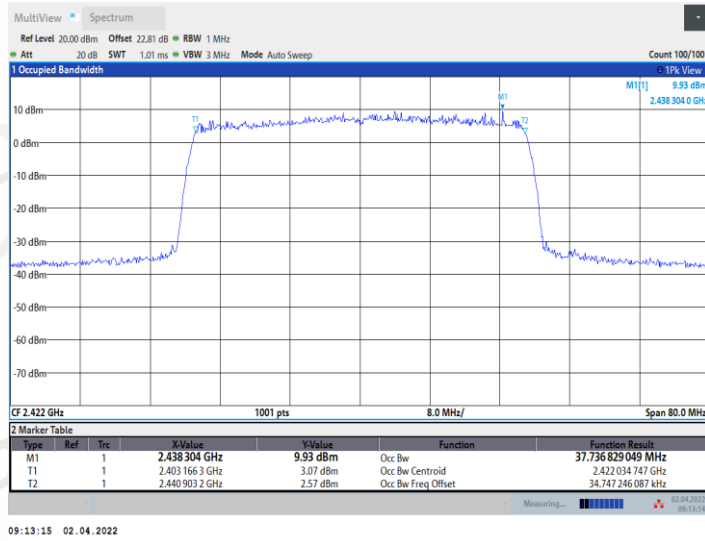
11AX20MIMO_Ant2_2462



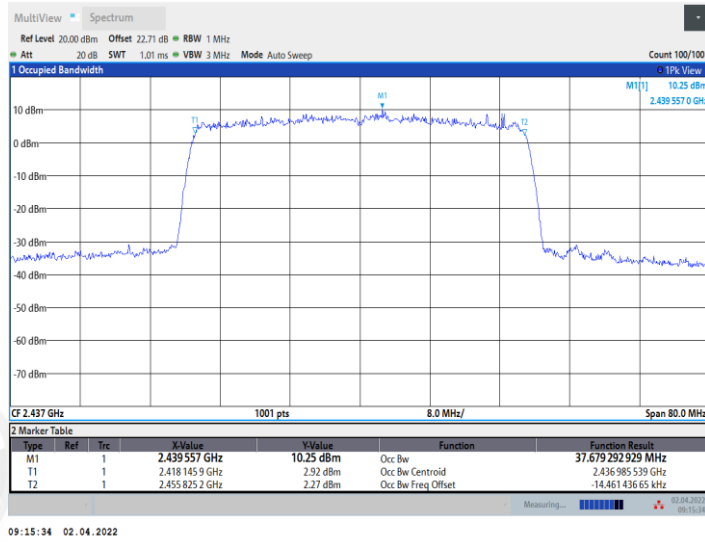
11AX40MIMO_Ant1_2422



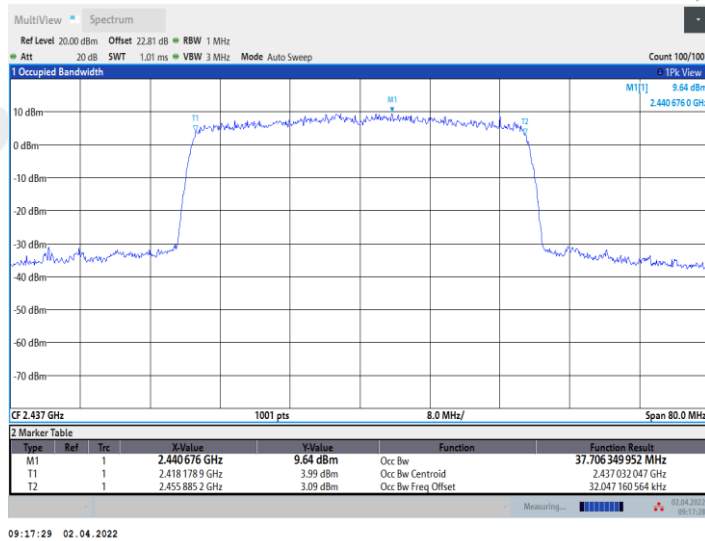
11AX40MIMO_Ant2_2422



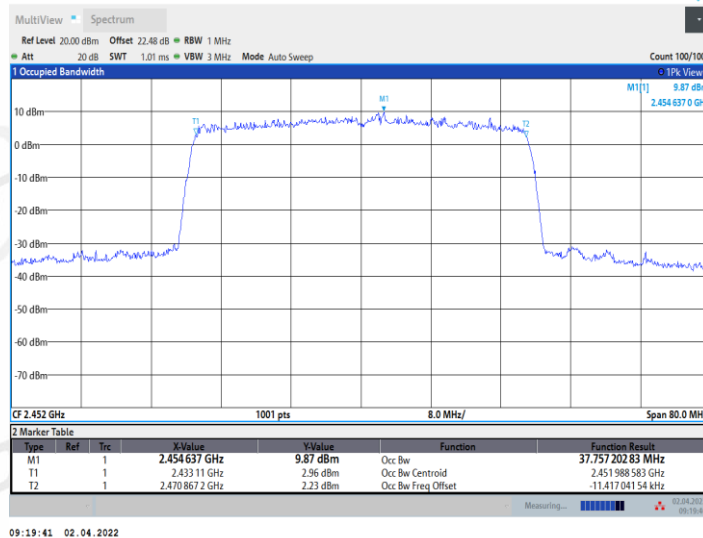
11AX40MIMO_Ant1_2437



11AX40MIMO_Ant2_2437

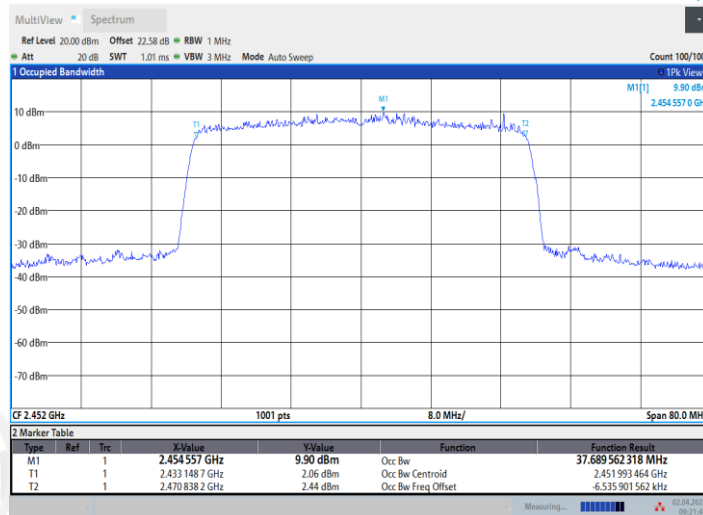


11AX40MIMO_Ant1_2452



09:19:41 02.04.2022

11AX40MIMO_Ant2_2452



09:21:45 02.04.2022

5. Conducted Peak Output Power

5.1. Block diagram of test setup

Same as section 4.1

5.2. Limits

For systems using digital modulation in the 902-928 MHz, 2400-2483.5 MHz, and 5725-5850 MHz bands: 1 Watt. If transmitting antennas of directional gain greater than 6 dBi are used, the conducted output power from the intentional radiator shall be reduced below the stated values as appropriate, by the amount in dB that the directional gain of the antenna exceeds 6 dBi.

5.3. Test procedure

Connect each EUT's antenna output to power sensor by RF cable and attenuator

Measure the PK output power of each antenna port by power meter.

5.4. Test result

Test Mode	Test Channel	Ant	Conducted Output Power (dBm)	Limit [dBm]	EIRP (dBm)	Limit [dBm]	Verdict
11B	2412	ANT1	14.31	30	16.48	36	Pass
11B	2412	ANT2	14.80	30	17.44	36	Pass
11B	2437	ANT1	14.34	30	16.51	36	Pass
11B	2437	ANT2	14.79	30	17.43	36	Pass
11B	2462	ANT1	14.25	30	16.42	36	Pass
11B	2462	ANT2	14.78	30	17.42	36	Pass
11G	2412	ANT1	12.48	30	14.65	36	Pass
11G	2412	ANT2	12.94	30	15.58	36	Pass
11G	2437	ANT1	12.70	30	14.87	36	Pass
11G	2437	ANT2	12.84	30	15.48	36	Pass
11G	2462	ANT1	12.44	30	14.61	36	Pass
11G	2462	ANT2	13.20	30	15.84	36	Pass
11N20MIMO	2412	ANT1	12.22	30	12.22	36	Pass
11N20MIMO	2412	ANT2	13.09	30	13.09	36	Pass
11N20MIMO	2412	total	15.69	30	15.69	36	Pass
11N20MIMO	2437	ANT1	12.54	30	12.54	36	Pass
11N20MIMO	2437	ANT2	12.97	30	12.97	36	Pass
11N20MIMO	2437	total	15.77	30	15.77	36	Pass
11N20MIMO	2462	ANT1	12.16	30	12.16	36	Pass
11N20MIMO	2462	ANT2	13.34	30	13.34	36	Pass

11N20MIMO	2462	total	15.80	30	15.80	36	Pass
11N40MIMO	2422	ANT1	10.34	30	10.34	36	Pass
11N40MIMO	2422	ANT2	10.77	30	10.77	36	Pass
11N40MIMO	2422	total	13.57	30	13.57	36	Pass
11N40MIMO	2437	ANT1	10.09	30	10.09	36	Pass
11N40MIMO	2437	ANT2	10.86	30	10.86	36	Pass
11N40MIMO	2437	total	13.50	30	13.50	36	Pass
11N40MIMO	2452	ANT1	10.20	30	10.20	36	Pass
11N40MIMO	2452	ANT2	10.90	30	10.90	36	Pass
11N40MIMO	2452	total	13.57	30	13.57	36	Pass
11AX20SU	2412	ANT1	14.35	30	16.52	36	Pass
11AX20SU	2412	ANT2	14.38	30	17.02	36	Pass
11AX20SU	2412	total	17.38	30	19.79	36	Pass
11AX20SU	2437	ANT1	16.01	30	18.18	36	Pass
11AX20SU	2437	ANT2	16.15	30	18.79	36	Pass
11AX20SU	2437	total	19.09	30	21.51	36	Pass
11AX20SU	2462	ANT1	15.89	30	18.06	36	Pass
11AX20SU	2462	ANT2	15.59	30	18.23	36	Pass
11AX20SU	2462	total	18.75	30	21.16	36	Pass
11AX40SU	2422	ANT1	13.58	30	15.75	36	Pass
11AX40SU	2422	ANT2	13.57	30	16.21	36	Pass
11AX40SU	2422	total	16.59	30	19.00	36	Pass
11AX40SU	2437	ANT1	13.79	30	15.96	36	Pass
11AX40SU	2437	ANT2	13.99	30	16.63	36	Pass
11AX40SU	2437	total	16.90	30	19.32	36	Pass
11AX40SU	2452	ANT1	13.75	30	15.92	36	Pass
11AX40SU	2452	ANT2	13.71	30	16.35	36	Pass
11AX40SU	2452	total	16.74	30	19.15	36	Pass

Test Mode	Antenna	Channel	Ru Size	Ru Index	Peak Power [dBm]	Conducted Limit [dBm]	EIRP [dBm]	EIRP Limit [dBm]	Verdict		
11AX20 MIMO	Ant1	2412	26Tone	RU0	12.15	30	14.32	36	PASS		
				RU4	12.65	30	14.82	36	PASS		
				RU8	12.49	30	14.66	36	PASS		
			52Tone	RU37	11.84	30	14.01	36	PASS		
				RU38	11.85	30	14.02	36	PASS		
				RU39	11.84	30	14.01	36	PASS		
			106Tone	RU40	11.99	30	14.16	36	PASS		
				RU53	12.38	30	14.55	36	PASS		
				RU54	11.90	30	14.07	36	PASS		
			Ant2	2412	26Tone	RU0	12.31	30	14.95	36	PASS
						RU4	12.72	30	15.36	36	PASS
						RU8	12.49	30	15.13	36	PASS
	52Tone	RU37			11.90	30	14.54	36	PASS		
		RU38			11.93	30	14.57	36	PASS		
		RU39			12.01	30	14.65	36	PASS		
	106Tone	RU40			12.03	30	14.67	36	PASS		
		RU53			12.72	30	15.36	36	PASS		
		RU54			12.86	30	15.50	36	PASS		
	total	2412			26Tone	RU0	15.24	30	17.66	36	PASS
						RU4	15.70	30	18.11	36	PASS
						RU8	15.50	30	17.91	36	PASS
			52Tone	RU37	14.88	30	17.29	36	PASS		
				RU38	14.90	30	17.31	36	PASS		
				RU39	14.94	30	17.35	36	PASS		
			106Tone	RU40	15.02	30	17.43	36	PASS		
				RU53	15.56	30	17.98	36	PASS		
				RU54	15.42	30	17.85	36	PASS		
			Ant1	2437	26Tone	RU0	12.34	30	14.51	36	PASS
						RU4	12.65	30	14.82	36	PASS
						RU8	12.21	30	14.38	36	PASS
	52Tone	RU37			11.86	30	14.03	36	PASS		
		RU38			11.81	30	13.98	36	PASS		
		RU39			11.82	30	13.99	36	PASS		
	106Tone	RU40			11.82	30	13.99	36	PASS		
		RU53			12.24	30	14.41	36	PASS		
		RU54			12.34	30	14.51	36	PASS		
	Ant2	2437			26Tone	RU0	12.21	30	14.85	36	PASS
						RU4	12.61	30	15.25	36	PASS
						RU8	12.26	30	14.90	36	PASS
			52Tone	RU37	11.61	30	14.25	36	PASS		
				RU38	11.85	30	14.49	36	PASS		
				RU39	11.84	30	14.48	36	PASS		
			106Tone	RU40	11.86	30	14.50	36	PASS		
				RU53	12.18	30	14.82	36	PASS		
				RU54	12.39	30	15.03	36	PASS		
			total	2437	26Tone	RU0	15.29	30	17.69	36	PASS
						RU4	15.64	30	18.05	36	PASS

			52Tone	RU8	15.25	30	17.66	36	PASS
				RU37	14.75	30	17.15	36	PASS
				RU38	14.84	30	17.25	36	PASS
				RU39	14.84	30	17.25	36	PASS
			106Tone	RU40	14.85	30	17.26	36	PASS
				RU53	15.22	30	17.63	36	PASS
				RU54	15.38	30	17.79	36	PASS
				RU0	11.65	30	13.82	36	PASS
	Ant1	2462	26Tone	RU4	11.97	30	14.14	36	PASS
				RU8	11.55	30	13.72	36	PASS
				RU37	11.25	30	13.42	36	PASS
			52Tone	RU38	11.21	30	13.38	36	PASS
				RU39	11.25	30	13.42	36	PASS
				RU40	11.23	30	13.40	36	PASS
				106Tone	RU53	11.72	30	13.89	36
			RU54		11.79	30	13.96	36	PASS
	Ant2	2462	26Tone	RU0	11.47	30	14.11	36	PASS
				RU4	11.98	30	14.62	36	PASS
				RU8	11.93	30	14.57	36	PASS
			52Tone	RU37	10.98	30	13.62	36	PASS
				RU38	11.12	30	13.76	36	PASS
				RU39	11.26	30	13.90	36	PASS
				RU40	11.24	30	13.88	36	PASS
			106Tone	RU53	11.72	30	14.36	36	PASS
RU54	11.82	30		14.46	36	PASS			
total	2462	26Tone	RU0	14.57	30	16.98	36	PASS	
			RU4	14.99	30	17.40	36	PASS	
			RU8	14.75	30	17.18	36	PASS	
		52Tone	RU37	14.13	30	16.53	36	PASS	
			RU38	14.18	30	16.58	36	PASS	
			RU39	14.27	30	16.68	36	PASS	
			RU40	14.25	30	16.66	36	PASS	
		106Tone	RU53	14.73	30	17.14	36	PASS	
RU54	14.82		30	17.23	36	PASS			
11AX40 MIMO	Ant1	2422	242Tone	RU61	12.74	30	14.91	36	PASS
				RU62	12.88	30	15.05	36	PASS
	Ant2	2422	242Tone	RU61	12.52	30	15.16	36	PASS
				RU62	12.20	30	14.84	36	PASS
	total	2422	242Tone	RU61	15.64	30	18.05	36	PASS
				RU62	15.56	30	17.96	36	PASS
	Ant1	2437	242Tone	RU61	12.60	30	14.77	36	PASS
				RU62	12.55	30	14.72	36	PASS
	Ant2	2437	242Tone	RU61	12.71	30	15.35	36	PASS
				RU62	12.66	30	15.30	36	PASS
	total	2437	242Tone	RU61	15.67	30	18.08	36	PASS
				RU62	15.62	30	18.03	36	PASS
	Ant1	2452	242Tone	RU61	12.57	30	14.74	36	PASS
				RU62	12.80	30	14.97	36	PASS
	Ant2	2452	242Tone	RU61	12.43	30	15.07	36	PASS
				RU62	12.43	30	15.07	36	PASS
	total	2452	242Tone	RU61	15.51	30	17.92	36	PASS

				RU62	15.63	30	18.03	36	PASS
--	--	--	--	------	-------	----	-------	----	------

Note 1: EIRP (dBm)=Conducted Output Power (dBm)+ Antenna Gain (dBi)

Note 2: HE20 SU represents HE20 242Tone, and HE40 SU represents HE40 484Tone, so for these Tones test performed with SU mode.

6. Power Spectral Density

6.1. Block diagram of test setup

Same as section 4.1

6.2. Limits

For digitally modulated systems, the power spectral density conducted from the intentional radiator to the antenna shall not be greater than 8 dBm in any 3 kHz band during any time interval of continuous transmission.

6.3. Test procedure

- (1) Connect EUT's antenna output to spectrum analyzer by RF cable.
- (2) Set the spectrum analyzer as follows:

Center frequency	DTS Channel center frequency
RBW:	$3 \text{ kHz} \leq \text{RBW} \leq 100 \text{ kHz}$
VBW:	$\geq 3\text{RBW}$
Span	1.5 times the DTS bandwidth
Detector Mode:	RMS
Sweep time:	auto
Trace mode	Max hold

- (3) Allow the trace to stabilize, use the peak marker function to determine the maximum amplitude level within the RBW.
- (4) If measured value exceeds limit, reduce RBW (no less than 3 kHz) and repeat.

6.4. Test result

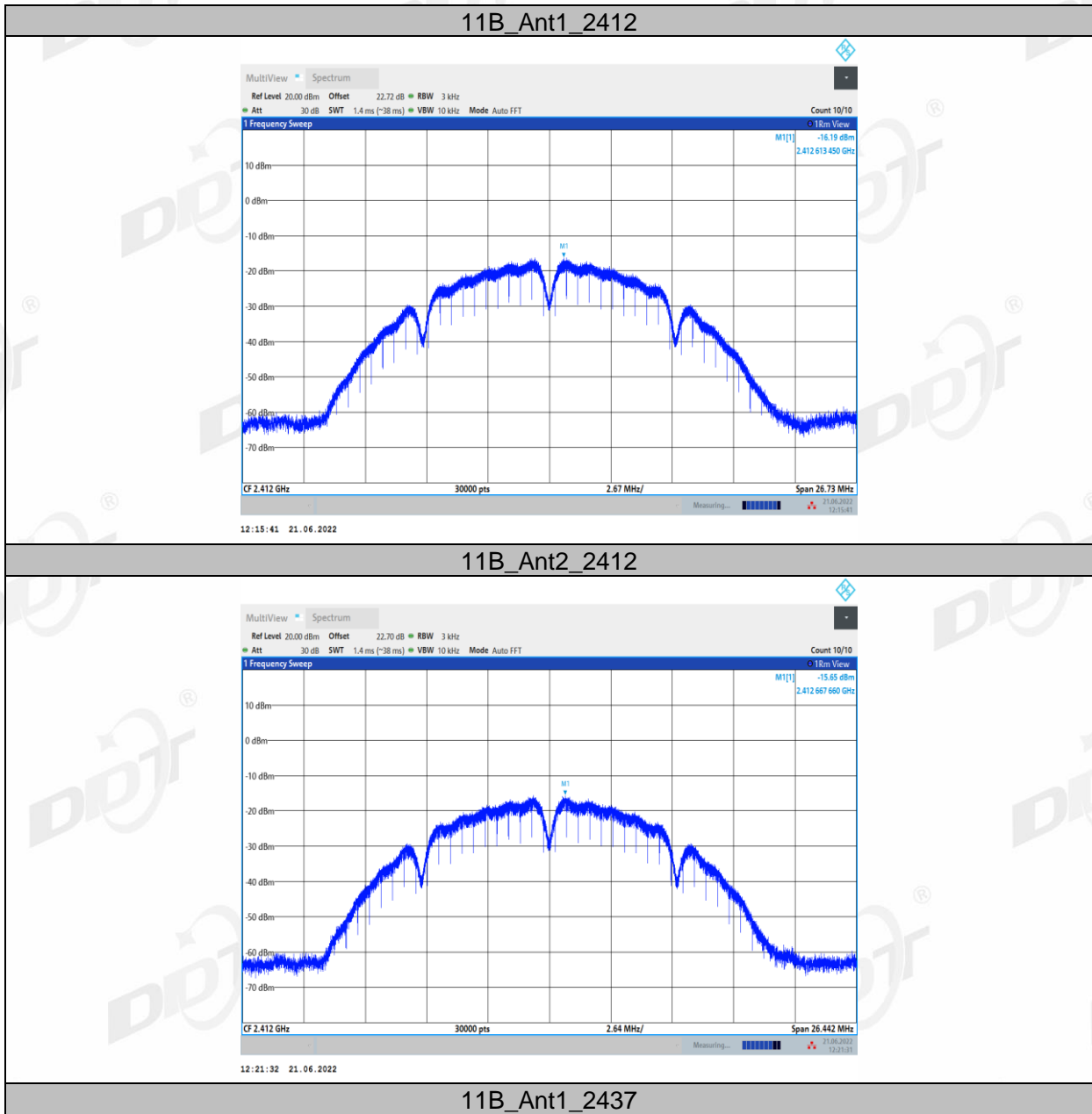
Test Mode	Test Channel	Ant	PSD [dBm/3kHz]	Limit [dBm/3kHz]	Verdict
11B	2412	ANT1	-16.19	8.00	Pass
11B	2412	ANT2	-15.65	8.00	Pass
11B	2437	ANT1	-16.07	8.00	Pass
11B	2437	ANT2	-16.11	8.00	Pass
11B	2462	ANT1	-15.83	8.00	Pass
11B	2462	ANT2	-16.14	8.00	Pass
11G	2412	ANT1	-18.53	8.00	Pass
11G	2412	ANT2	-18.58	8.00	Pass
11G	2437	ANT1	-18.49	8.00	Pass
11G	2437	ANT2	-18.43	8.00	Pass
11G	2462	ANT1	-18.29	8.00	Pass
11G	2462	ANT2	-18.49	8.00	Pass

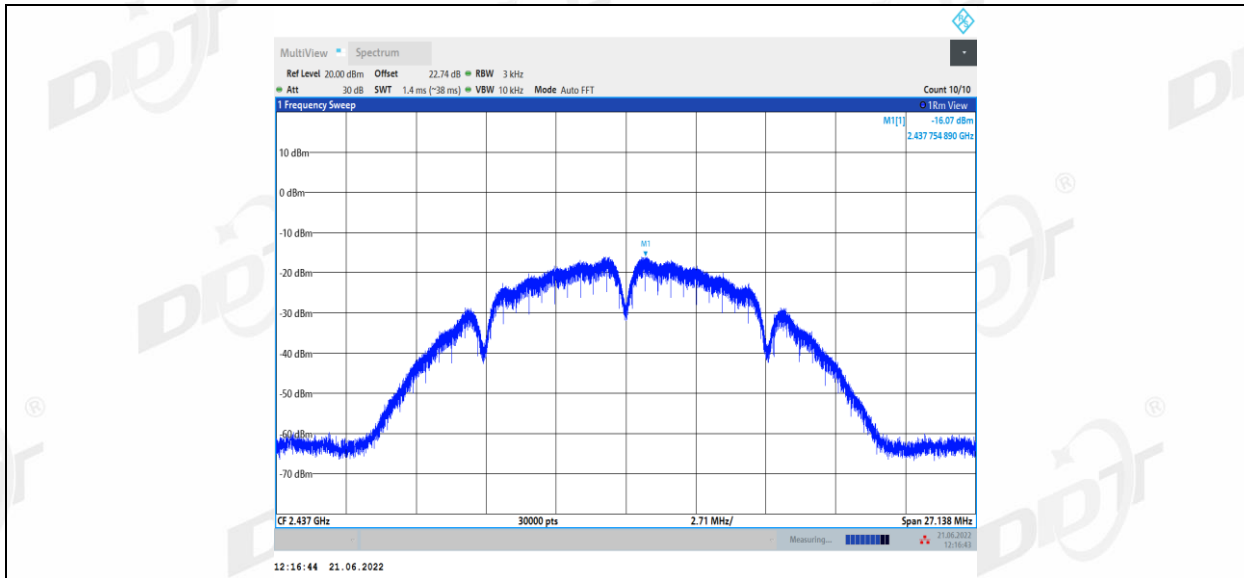
11N20MIMO	2412	ANT1	-19.28	8.00	Pass
11N20MIMO	2412	ANT2	-18.65	8.00	Pass
11N20MIMO	2412	total	-15.94	8.00	Pass
11N20MIMO	2437	ANT1	-19.52	8.00	Pass
11N20MIMO	2437	ANT2	-18.78	8.00	Pass
11N20MIMO	2437	total	-16.12	8.00	Pass
11N20MIMO	2462	ANT1	-20.11	8.00	Pass
11N20MIMO	2462	ANT2	-18.42	8.00	Pass
11N20MIMO	2462	total	-16.17	8.00	Pass
11N40MIMO	2422	ANT1	-23.88	8.00	Pass
11N40MIMO	2422	ANT2	-23.46	8.00	Pass
11N40MIMO	2422	total	-20.65	8.00	Pass
11N40MIMO	2437	ANT1	-23.37	8.00	Pass
11N40MIMO	2437	ANT2	-22.83	8.00	Pass
11N40MIMO	2437	total	-20.08	8.00	Pass
11N40MIMO	2452	ANT1	-24.39	8.00	Pass
11N40MIMO	2452	ANT2	-23.75	8.00	Pass
11N40MIMO	2452	total	-21.05	8.00	Pass
11AX20SU	2412	ANT1	-17.31	8.00	Pass
11AX20SU	2412	ANT2	-17.30	8.00	Pass
11AX20SU	2412	total	-14.29	8.00	Pass
11AX20SU	2437	ANT1	-17.85	8.00	Pass
11AX20SU	2437	ANT2	-17.95	8.00	Pass
11AX20SU	2437	total	-14.89	8.00	Pass
11AX20SU	2462	ANT1	-18.41	8.00	Pass
11AX20SU	2462	ANT2	-17.81	8.00	Pass
11AX20SU	2462	total	-15.09	8.00	Pass
11AX40SU	2422	ANT1	-23.41	8.00	Pass
11AX40SU	2422	ANT2	-20.91	8.00	Pass
11AX40SU	2422	total	-18.97	8.00	Pass
11AX40SU	2437	ANT1	-22.71	8.00	Pass
11AX40SU	2437	ANT2	-22.19	8.00	Pass
11AX40SU	2437	total	-19.43	8.00	Pass
11AX40SU	2452	ANT1	-23.33	8.00	Pass
11AX40SU	2452	ANT2	-22.83	8.00	Pass
11AX40SU	2452	total	-20.06	8.00	Pass

Test Mode	Antenna	Channel	Ru Size	Ru Index	Result [dBm/3kHz]	Limit [dBm/3kHz]	Verdict		
11AX20 MIMO	Ant1	2412	26Tone	RU0	-3.52	≤8.00	PASS		
				RU4	-2.63	≤8.00	PASS		
				RU8	-2.96	≤8.00	PASS		
			52Tone	RU37	-6.78	≤8.00	PASS		
				RU38	-6.31	≤8.00	PASS		
				RU39	-5.25	≤8.00	PASS		
				RU40	-6.62	≤8.00	PASS		
			106Tone	RU53	-9.72	≤8.00	PASS		
				RU54	-10.54	≤8.00	PASS		
			Ant2	2412	26Tone	RU0	-1.96	≤8.00	PASS
						RU4	-2.65	≤8.00	PASS
						RU8	-2.45	≤8.00	PASS
	52Tone	RU37			-6.34	≤8.00	PASS		
		RU38			-5.64	≤8.00	PASS		
		RU39			-6.77	≤8.00	PASS		
		RU40			-6.82	≤8.00	PASS		
	106Tone	RU53			-10.21	≤8.00	PASS		
		RU54			-9.69	≤8.00	PASS		
	total	2412			26Tone	RU0	0.34	≤8.00	PASS
						RU4	0.37	≤8.00	PASS
						RU8	0.31	≤8.00	PASS
			52Tone	RU37	-3.54	≤8.00	PASS		
				RU38	-2.95	≤8.00	PASS		
				RU39	-2.93	≤8.00	PASS		
				RU40	-3.71	≤8.00	PASS		
			106Tone	RU53	-6.95	≤8.00	PASS		
				RU54	-7.08	≤8.00	PASS		
			Ant1	2437	26Tone	RU0	-2.91	≤8.00	PASS
						RU4	-2.40	≤8.00	PASS
						RU8	-3.39	≤8.00	PASS
	52Tone	RU37			-6.20	≤8.00	PASS		
		RU38			-6.02	≤8.00	PASS		
		RU39			-6.51	≤8.00	PASS		
		RU40			-6.10	≤8.00	PASS		
	106Tone	RU53			-9.97	≤8.00	PASS		
		RU54			-7.94	≤8.00	PASS		
	Ant2	2437			26Tone	RU0	-2.83	≤8.00	PASS
						RU4	-2.83	≤8.00	PASS
						RU8	-1.40	≤8.00	PASS
			52Tone	RU37	-6.43	≤8.00	PASS		
				RU38	-5.60	≤8.00	PASS		
				RU39	-5.78	≤8.00	PASS		
				RU40	-6.33	≤8.00	PASS		
			106Tone	RU53	-9.56	≤8.00	PASS		
				RU54	-10.23	≤8.00	PASS		
			total	2437	26Tone	RU0	0.14	≤8.00	PASS
						RU4	0.40	≤8.00	PASS
						RU8	0.73	≤8.00	PASS

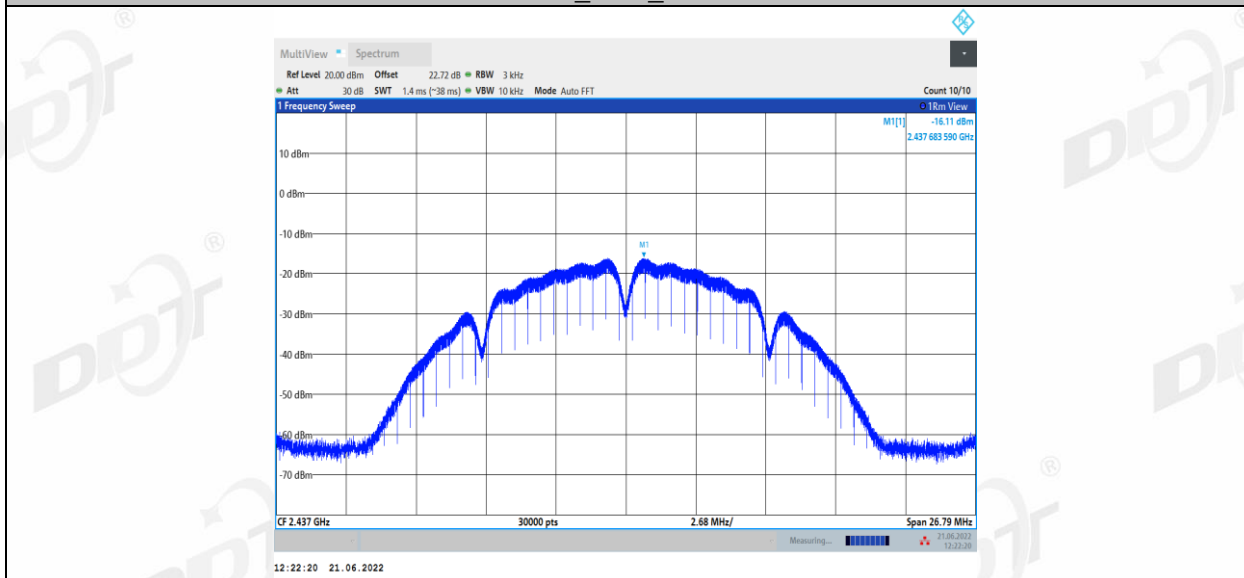
			52Tone	RU37	-3.30	≤8.00	PASS	
				RU38	-2.79	≤8.00	PASS	
				RU39	-3.12	≤8.00	PASS	
				RU40	-3.20	≤8.00	PASS	
			106Tone	RU53	-6.75	≤8.00	PASS	
				RU54	-5.93	≤8.00	PASS	
	Ant1	2462	26Tone	RU0	-3.15	≤8.00	PASS	
				RU4	-3.01	≤8.00	PASS	
				RU8	-2.70	≤8.00	PASS	
			52Tone	RU37	-7.44	≤8.00	PASS	
				RU38	-7.30	≤8.00	PASS	
				RU39	-5.79	≤8.00	PASS	
		RU40		-6.66	≤8.00	PASS		
		106Tone	RU53	-10.73	≤8.00	PASS		
			RU54	-10.25	≤8.00	PASS		
		Ant2	2462	26Tone	RU0	-3.51	≤8.00	PASS
					RU4	-2.79	≤8.00	PASS
					RU8	-2.57	≤8.00	PASS
	52Tone			RU37	-6.53	≤8.00	PASS	
				RU38	-6.72	≤8.00	PASS	
				RU39	-6.42	≤8.00	PASS	
			RU40	-6.62	≤8.00	PASS		
	106Tone		RU53	-10.47	≤8.00	PASS		
			RU54	-11.02	≤8.00	PASS		
total	2462		26Tone	RU0	-0.32	≤8.00	PASS	
				RU4	0.11	≤8.00	PASS	
				RU8	0.38	≤8.00	PASS	
		52Tone	RU37	-3.95	≤8.00	PASS		
			RU38	-3.99	≤8.00	PASS		
			RU39	-3.08	≤8.00	PASS		
	RU40		-3.63	≤8.00	PASS			
	106Tone	RU53	-7.59	≤8.00	PASS			
		RU54	-7.61	≤8.00	PASS			
	11AX40 MIMO	Ant1	2422	242Tone	RU61	-12.23	≤8.00	PASS
					RU62	-11.60	≤8.00	PASS
		Ant2	2422	242Tone	RU61	-11.91	≤8.00	PASS
RU62					-11.44	≤8.00	PASS	
total		2422	242Tone	RU61	-9.06	≤8.00	PASS	
				RU62	-8.51	≤8.00	PASS	
Ant1		2437	242Tone	RU61	-12.23	≤8.00	PASS	
				RU62	-12.12	≤8.00	PASS	
Ant2		2437	242Tone	RU61	-11.78	≤8.00	PASS	
				RU62	-11.42	≤8.00	PASS	
total		2437	242Tone	RU61	-8.99	≤8.00	PASS	
				RU62	-8.75	≤8.00	PASS	
Ant1		2452	242Tone	RU61	-12.30	≤8.00	PASS	
				RU62	-11.91	≤8.00	PASS	
Ant2		2452	242Tone	RU61	-11.66	≤8.00	PASS	
				RU62	-11.45	≤8.00	PASS	
total		2452	242Tone	RU61	-8.96	≤8.00	PASS	
				RU62	-8.66	≤8.00	PASS	

6.5. Original test data

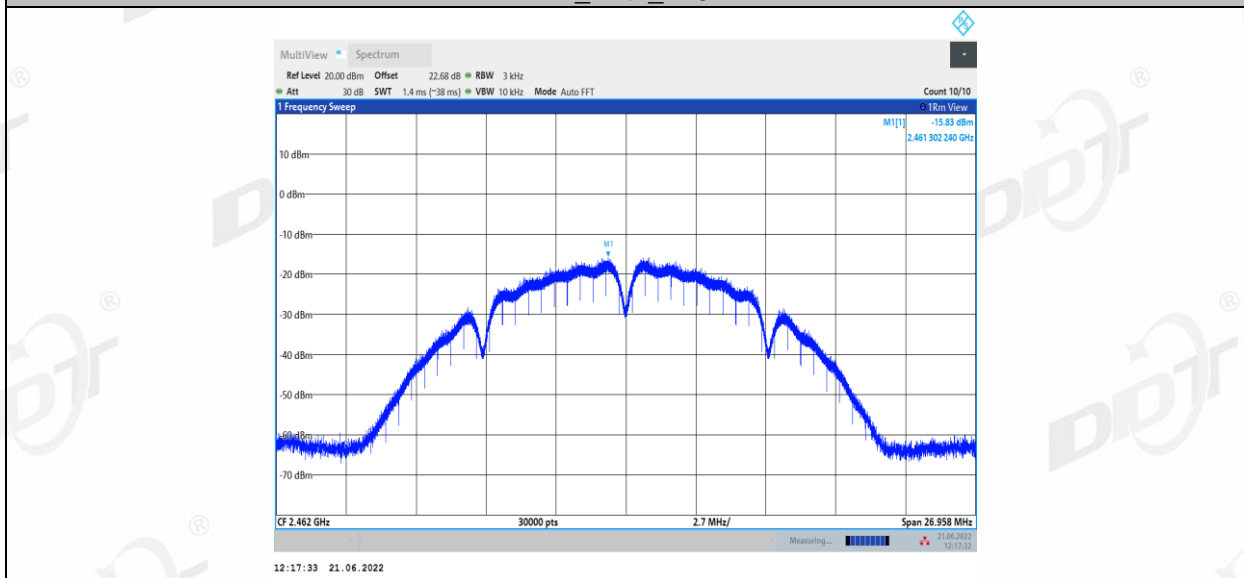




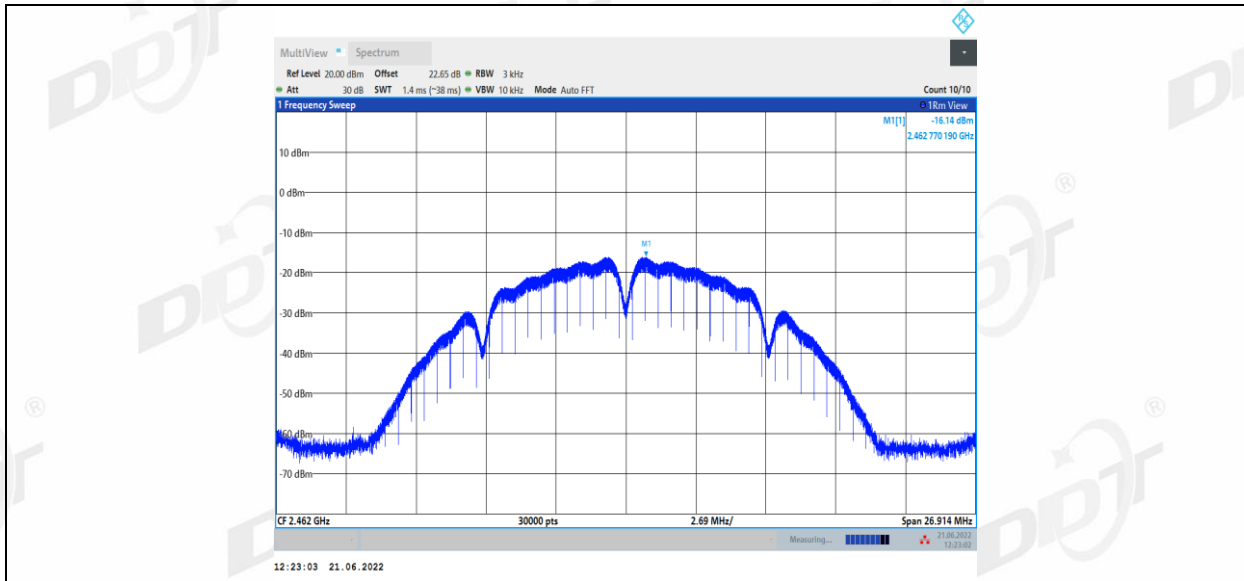
11B_Ant2_2437



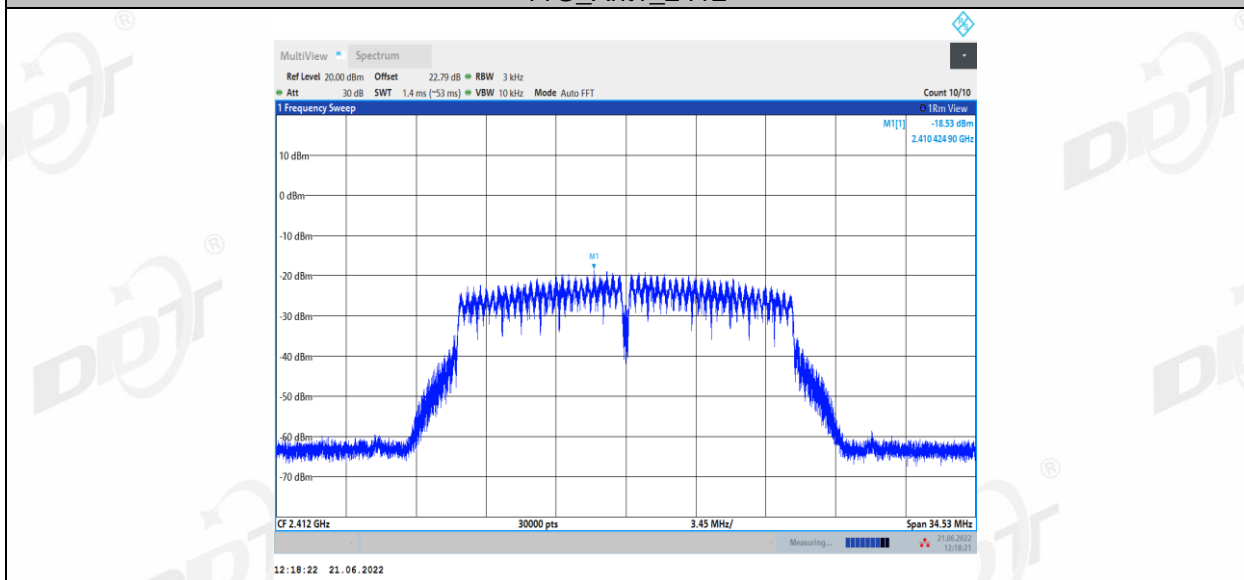
11B_Ant1_2462



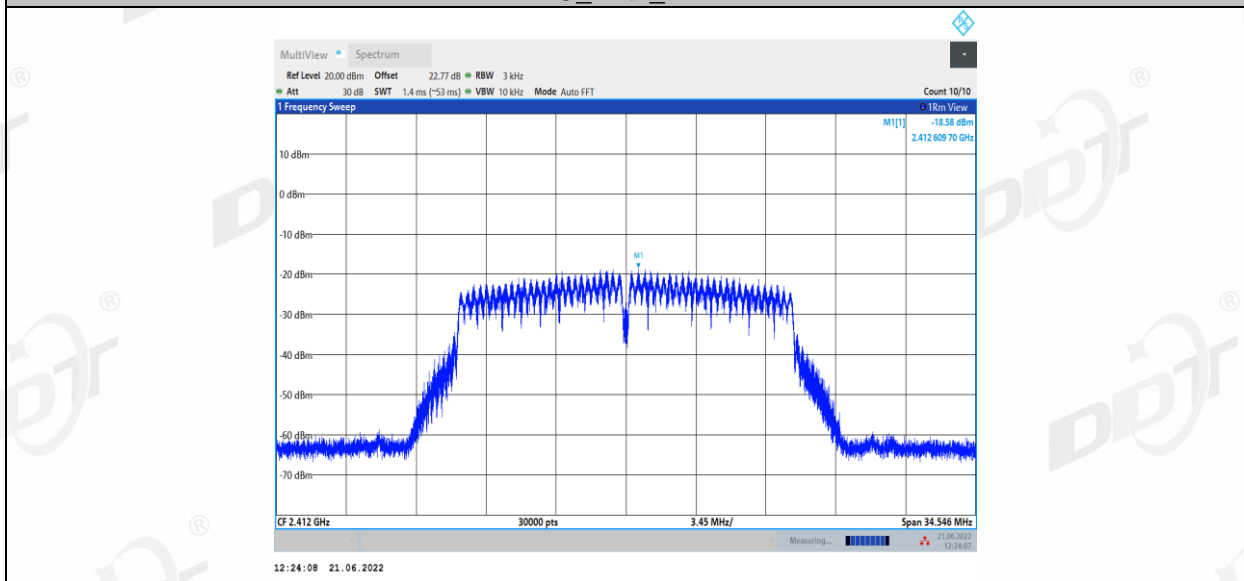
11B_Ant2_2462



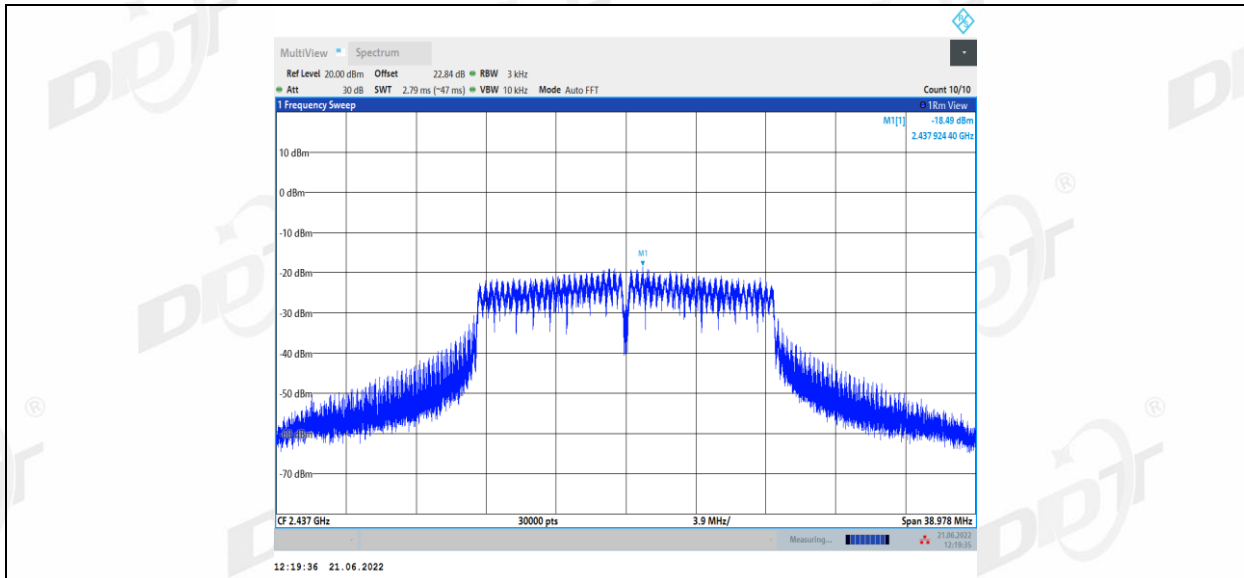
11G_Ant1_2412



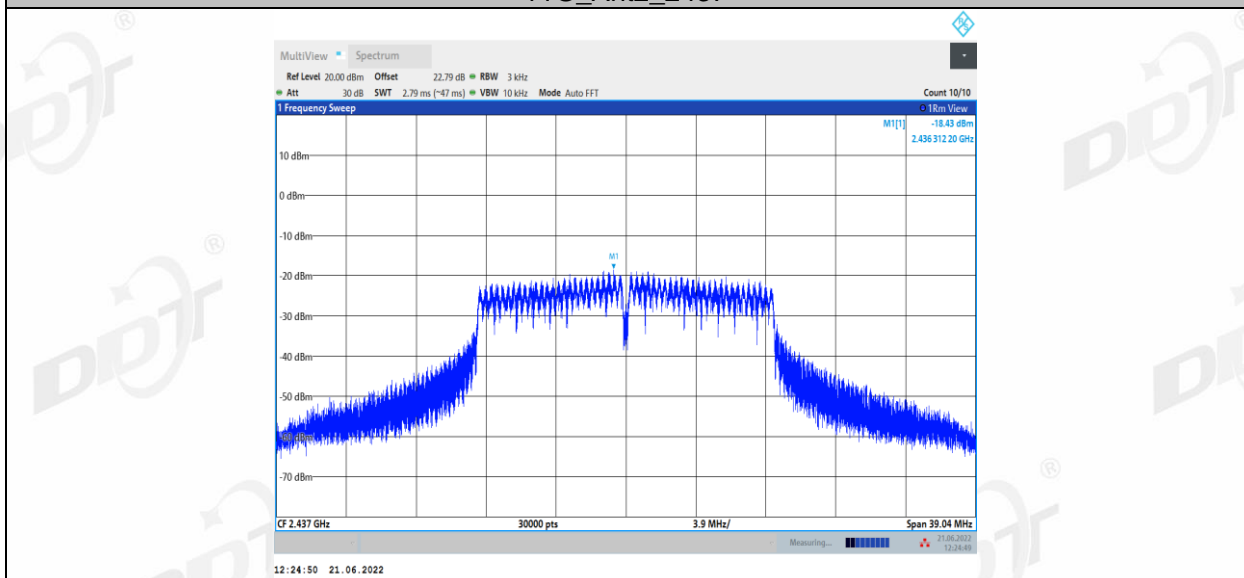
11G_Ant2_2412



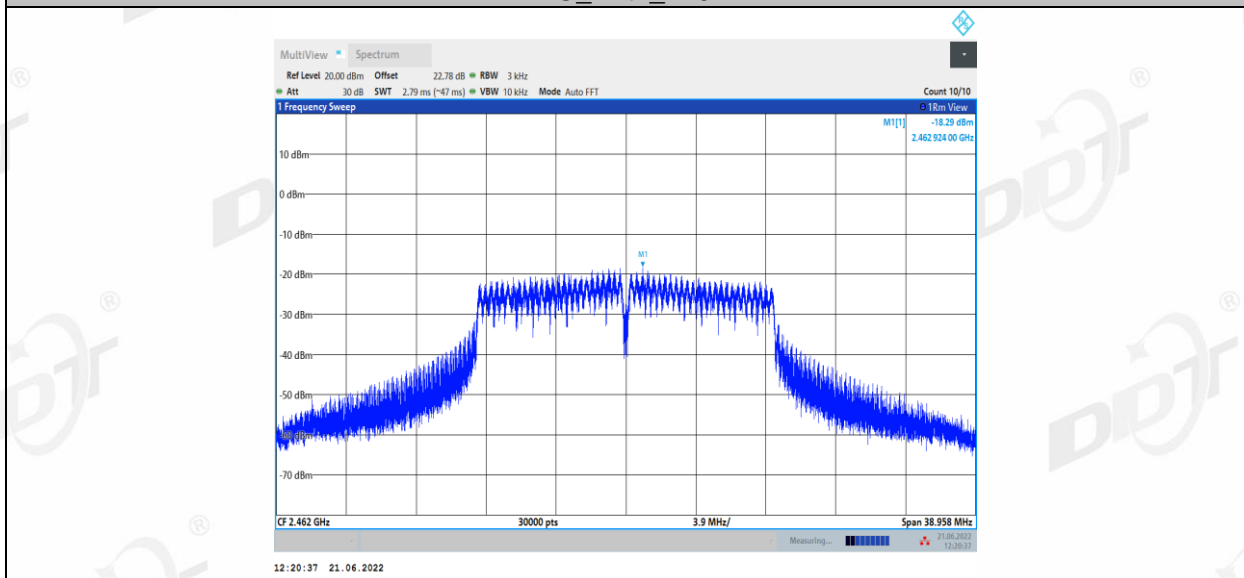
11G_Ant1_2437



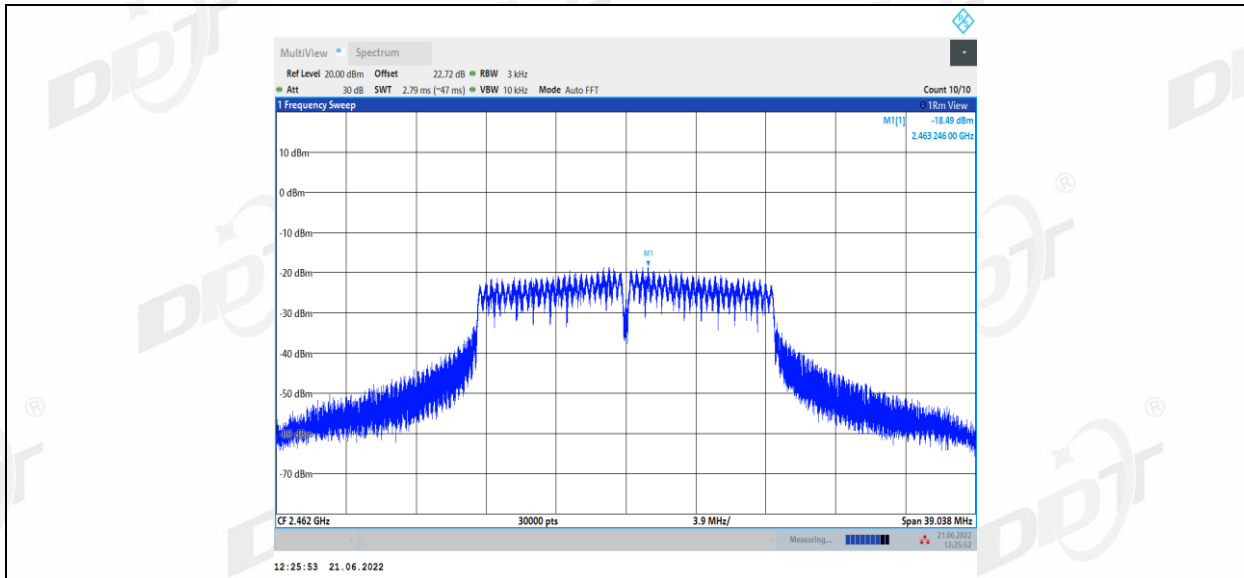
11G_Ant2_2437



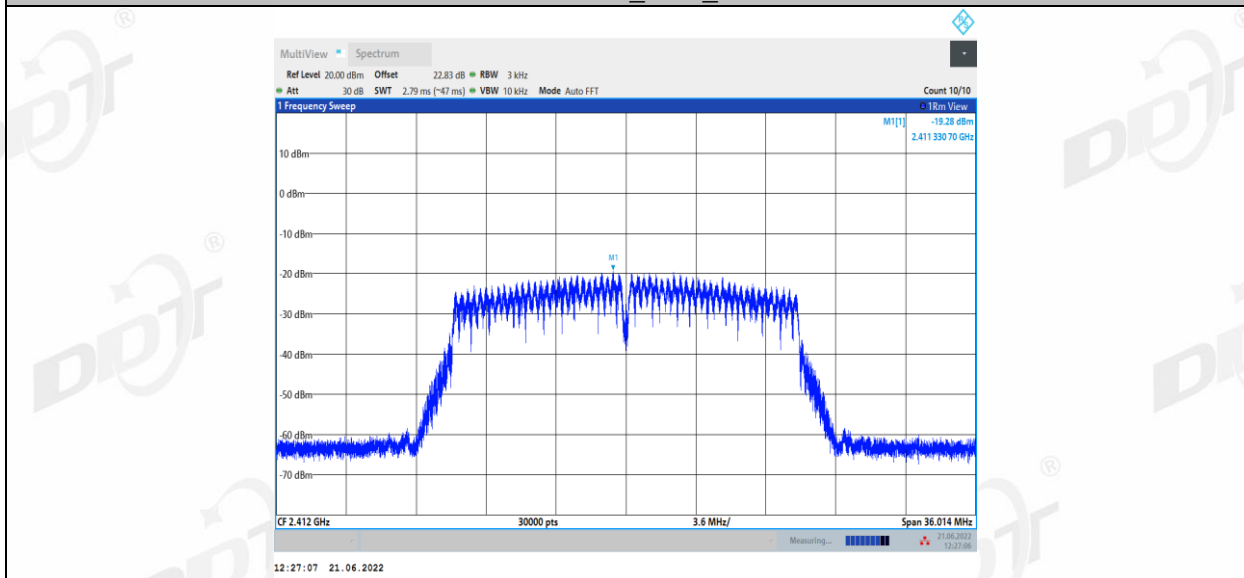
11G_Ant1_2462



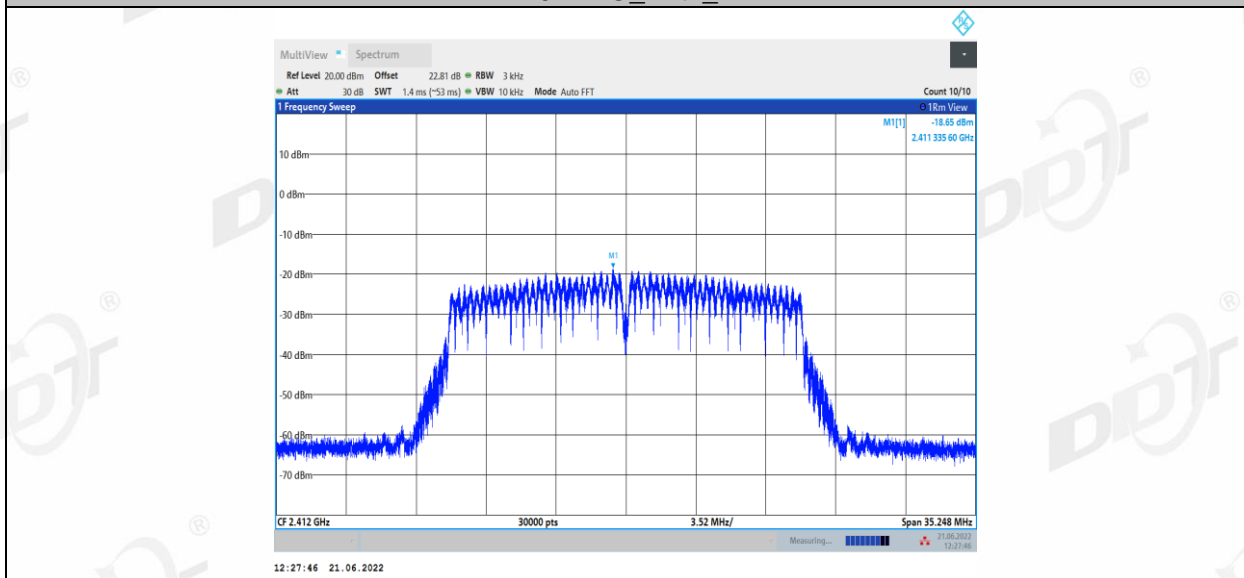
11G_Ant2_2462



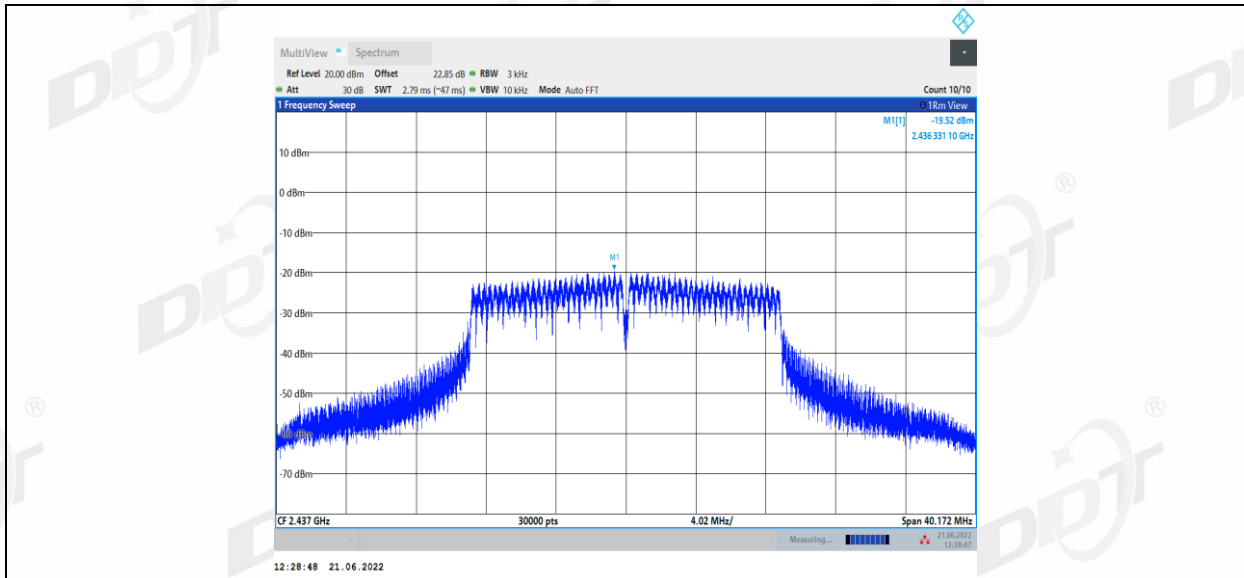
11N20MIMO_Ant1_2412



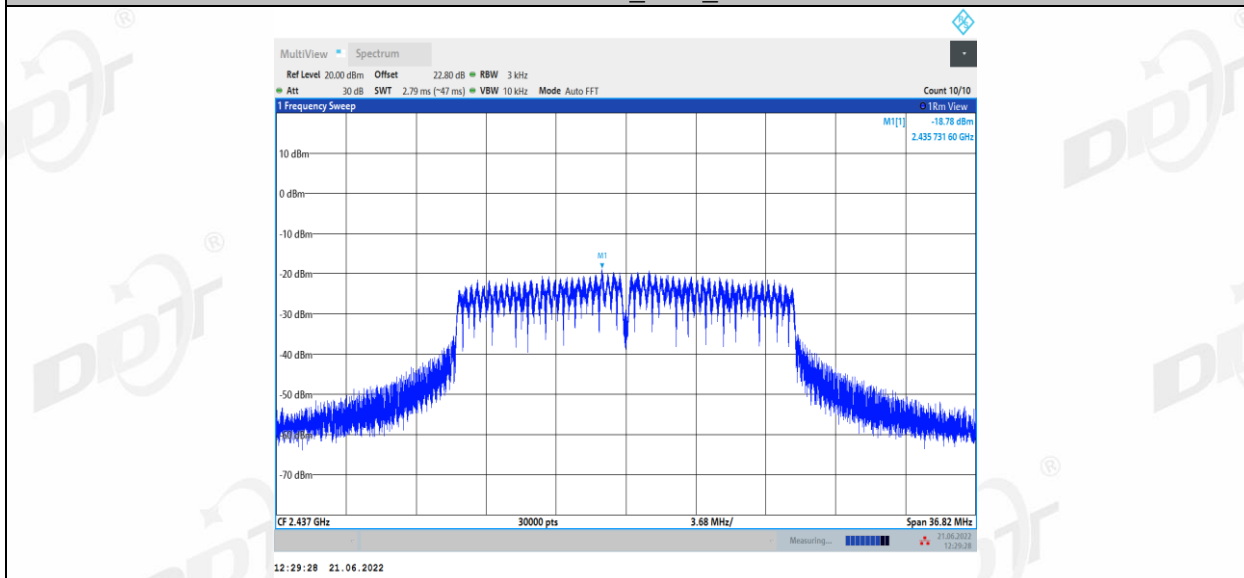
11N20MIMO_Ant2_2412



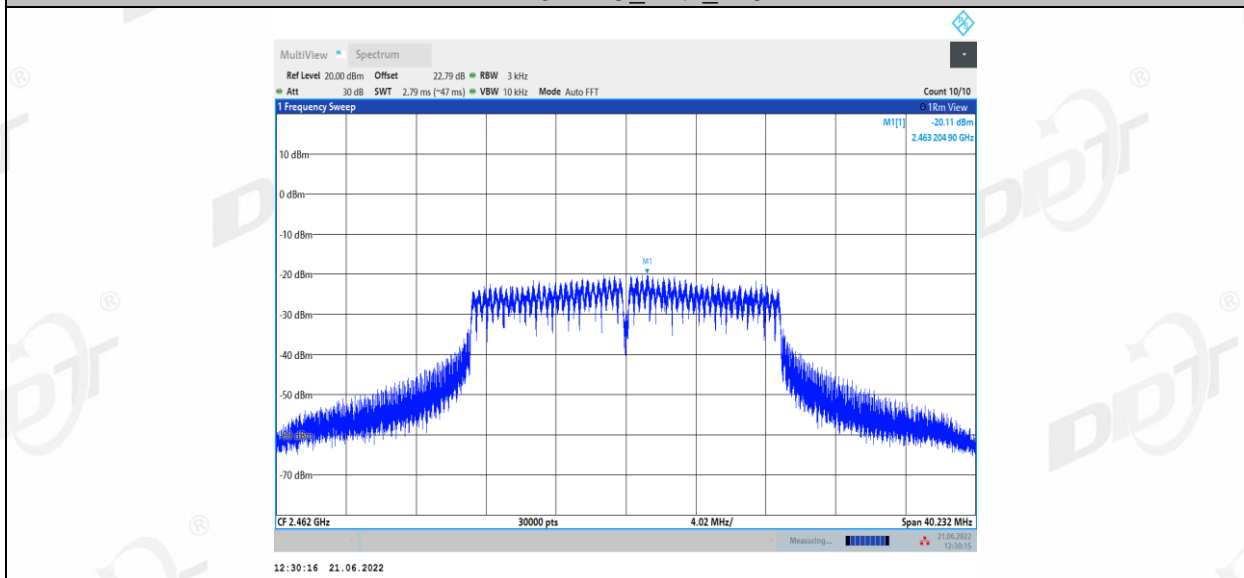
11N20MIMO_Ant1_2437



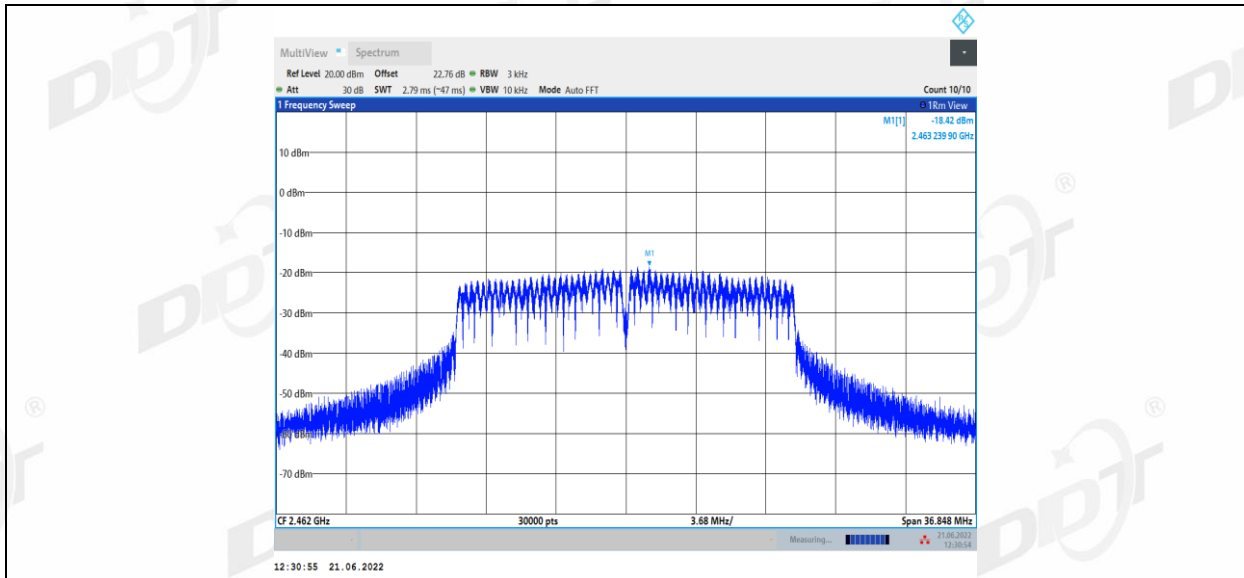
11N20MIMO_Ant2_2437



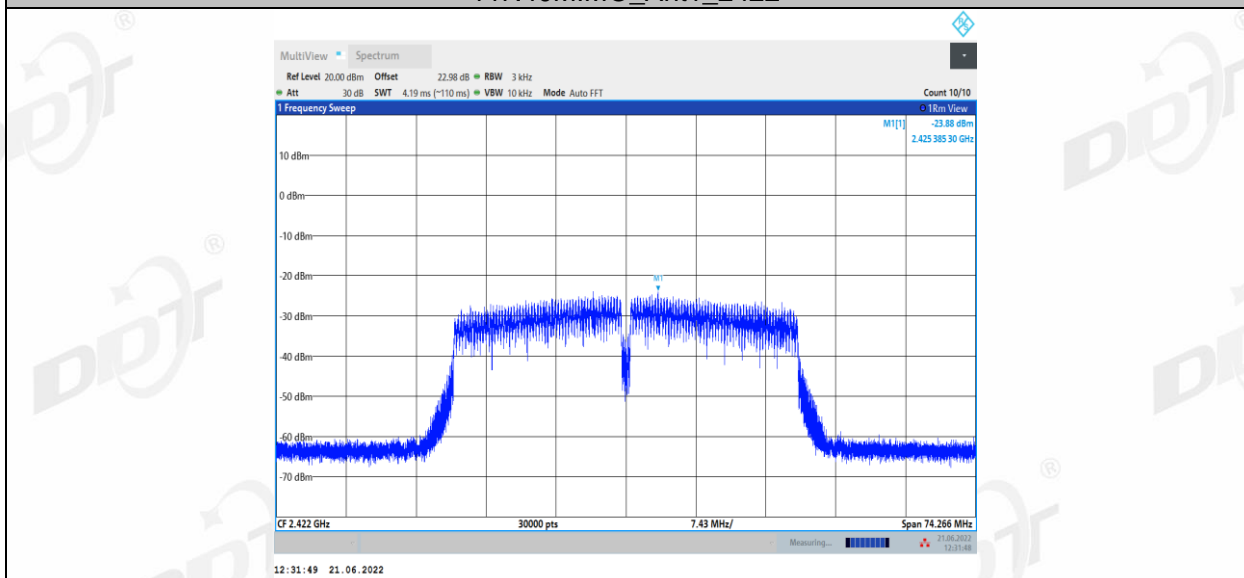
11N20MIMO_Ant1_2462



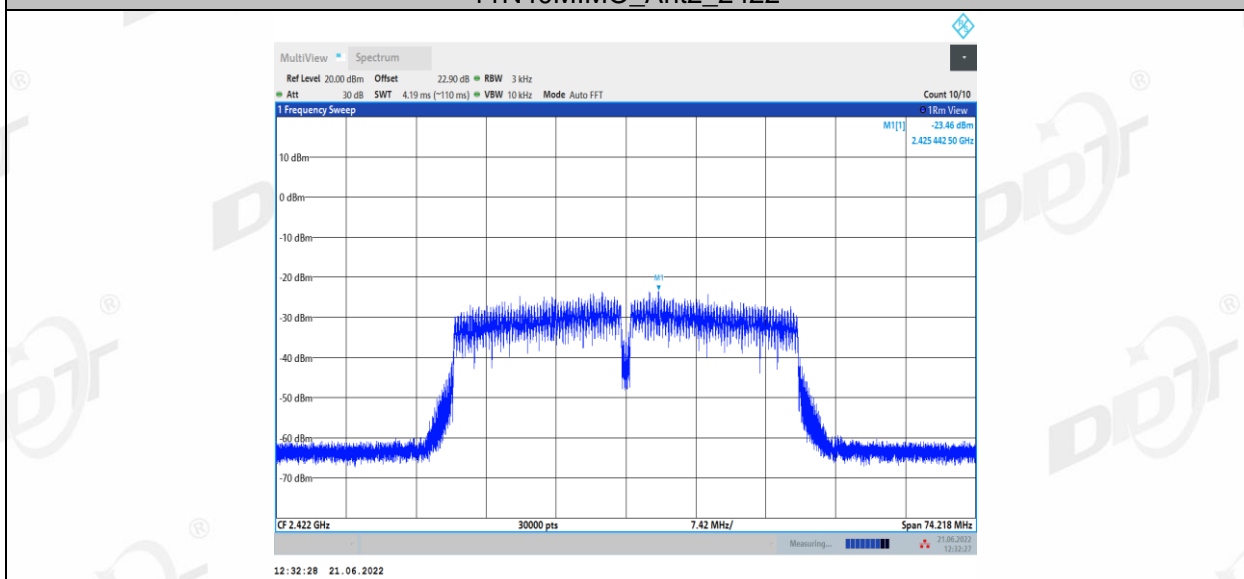
11N20MIMO_Ant2_2462



11N40MIMO_Ant1_2422



11N40MIMO_Ant2_2422



11N40MIMO_Ant1_2437