

FCC AND ISED CERTIFICATION TEST REPORT

FOR

Applicant	:	Harman International Industries, Inc.
Address	:	8500 Balboa Boulevard, Northridge, CA 91329, UNITED STATES
Equipment under Test	:	Multi-Channel Soundbar with wireless subwoofer
Model No.	:	BAR 800
Trade Mark	:	JBL
FCC ID	:	APIBAR800
IC	:	6132A-BAR800
Manufacturer	:	Harman International Industries, Inc.
Address	:	8500 Balboa Boulevard, Northridge, CA 91329, UNITED STATES

Issued By: Dongguan Dongdian Testing Service Co., Ltd.

Add.: No. 17, Zongbu Road 2, Songshan Lake Sci&Tech, Industry Park,
Dongguan City, Guangdong Province, China, 523808

Tel.: +86-0769-38826678, **E-mail:** ddt@dgddt.com, <http://www.dgddt.com>

REPORT

Table of Contents

	Test report declares.....	4
1.	Summary of Test Results.....	6
2.	General test information.....	7
2.1.	Description of EUT.....	7
2.2.	Accessories of EUT.....	11
2.3.	Assistant equipment used for test.....	11
2.4.	Block diagram of EUT configuration for test.....	11
2.5.	Deviations of test standard.....	13
2.6.	Test environment conditions.....	13
2.7.	Test laboratory.....	13
2.8.	Measurement uncertainty.....	14
3.	Equipment used during test.....	15
4.	26dB Bandwidth, 6dB Bandwidth and 99% Bandwidth.....	16
4.1.	Block diagram of test setup.....	16
4.2.	Limits.....	16
4.3.	Test Procedure.....	16
4.4.	Test Result.....	17
4.5.	Original test data.....	25
5.	Maximum Output Power.....	153
5.1.	Block diagram of test setup.....	153
5.2.	Limits.....	153
5.3.	Test Procedure.....	153
5.4.	Test Result.....	154
6.	Power Spectral Density.....	168
6.1.	Block diagram of test setup.....	168
6.2.	Limits.....	168
6.3.	Test Procedure.....	168
6.4.	Test Result.....	169
6.5.	Original test data.....	182
7.	Frequency Stability Measurement.....	331
7.1.	Limit of Frequency Stability.....	331
7.2.	Measuring Instruments.....	331
7.3.	Test Procedures.....	331
7.4.	Test Setup.....	331
7.5.	Test Result.....	331
8.	Emissions in restricted frequency bands.....	347
8.1.	Block diagram of test setup.....	347

8.2.	Limit	348
8.3.	Test Procedure	350
8.4.	Test result	351
9.	Band Edge Compliance	504
9.1.	Block diagram of test setup	504
9.2.	Limit	504
9.3.	Test Procedure	504
9.4.	Test result	504
10.	Power Line Conducted Emission	616
10.1.	Block diagram of test setup	616
10.2.	Power Line Conducted Emission Limits (Class B)	616
10.3.	Test Procedure	616
10.4.	Test Result	617
11.	Dynamic Frequency Selection	620
11.1.	Applicability of DFS requirements	620
11.2.	Limit	621
11.3.	Parameters of radar test waveforms	621
11.4.	Calibration of radar waveform	622
11.5.	Channel closing transmission time, channel move time and non-occupancy period	625
11.6.	Test setup	626
11.7.	Test result	626
12.	Antenna Requirements	628
12.1.	Limit	628
12.2.	Result	628
13.	Test setup photograph	629
14.	Photos of the EUT	631

Test Report Declare

Applicant	:	Harman International Industries, Inc.
Address	:	8500 Balboa Boulevard, Northridge, CA 91329, UNITED STATES
Equipment under Test	:	Multi-Channel Soundbar with wireless subwoofer
Model No.	:	BAR 800
Trade Mark	:	JBL
Manufacturer	:	Harman International Industries, Inc.
Address	:	8500 Balboa Boulevard, Northridge, CA 91329, UNITED STATES

Test Standard Used:

FCC Rules and Regulations Part 15 Subpart E, RSS-247 Issue 2 February 2017.

Test procedure used: ANSI C63.10:2013, 789033 D02 General U-NII Test Procedures New Rules v02r01, 662911 D01 Multiple Transmitter Output v02r01, RSS-Gen Issue 5 April 2018

We Declare:

The equipment described above is tested by Dongguan Dongdian Testing Service Co., Ltd. and in the configuration tested the equipment complied with the standards specified above. The test results are contained in this test report and Dongguan Dongdian Testing Service Co., Ltd. is assumed of full responsibility for the accuracy and completeness of these tests.

After test and evaluation, our opinion is that the equipment provided for test compliance with the requirement of the above FCC&ISED standards.

Report No:	DDT-R21123117-2E05		
Date of Receipt:	Feb. 18, 2022	Date of Test:	Feb. 18, 2022 ~ Jun. 23, 2022

Prepared By:

Johnny Wang

Johnny Wang/Engineer

Approved By:



Damon Hu/EMC Manager

Note: This report applies to above tested sample only. This report shall not be reproduced in parts without written approval of Dongguan Dongdian Testing Service Co., Ltd.

Revision History

Rev.	Revisions	Issue Date	Revised By
---	Initial issue	Jun. 24, 2022	

1. Summary of Test Results

The EUT have been tested according to the applicable standards as referenced below.		
Description of Test Item	Standard	Results
6/26db Bandwidth and 99% Bandwidth	FCC 15.407 (e) RSS-247 Clause 6.2	Pass
Maximum Conducted Output Power	FCC 15.407 (a) RSS-247 Clause 6.2	Pass
Power Spectral Density	FCC 15.407 (a) RSS-247 Clause 6.2	Pass
Frequency Stability Measurement	FCC 15.407 (g) RSS-247 Clause 6.2 RSS-GEN Clause 8.9	Pass
Emissions in restricted frequency bands	FCC 15.407 (a) FCC 15.209 FCC 15.205 RSS-247 Clause 6.2 RSS-GEN Clause 8.9	Pass
Band Edge Compliance	FCC 15.407 (a) FCC 15.209 FCC 15.205 RSS-247 Clause 6.2 RSS-GEN Clause 8.9	Pass
Power Line Conducted Emission	FCC 15.207 RSS-GEN Clause 8.8	Pass
Antenna requirement	FCC 15.203 RSS-GEN Clause 8.3	Pass
Dynamic Frequency Selection	FCC 15.407 (h) RSS-247 Clause 6.3	Pass
Note: This product has two audio power amplifier ICs (TAS5825M and TAS5825P). All items are tested on TAS5825M. According to the test results of TAS5825M, TAS5825P only the Emissions in restricted frequency bands (below 1 GHz) tested.		

2. General test information

2.1. Description of EUT

EUT* Name	: Multi-Channel Soundbar with wireless subwoofer
Model Number	: BAR 800
EUT function description	: Please reference user manual of this device
Power Supply	: AC 100-240V-50/60Hz 70W
Radio Technology	: IEEE 802.11a/n/ac/ax
Operation frequency	: IEEE 802.11a: 5180MHz-5240MHz, 5260MHz-5320MHz, 5500MHz-5700MHz, 5745MHz-5825MHz IEEE 802.11n HT20: 5180MHz-5240MHz, 5260MHz-5320MHz, 5500MHz-5700MHz, 5745MHz-5825MHz IEEE 802.11n HT40: 5190MHz-5230MHz, 5270MHz-5310MHz, 5510MHz-5670MHz, 5755MHz-5755MHz IEEE 802.11ac HT20: 5180MHz-5240MHz, 5260MHz-5320MHz, 5500MHz-5700MHz, 5745MHz-5825MHz IEEE 802.11ac HT40: 5190MHz-5230MHz, 5270MHz-5310MHz, 5510MHz-5670MHz, 5755MHz-5755MHz IEEE 802.11ac HT80: 5210MHz, 5290MHz, 5530MHz, 5610MHz, 5775MHz IEEE 802.11ax HT20: 5180MHz-5240MHz, 5260MHz-5320MHz, 5500MHz-5700MHz, 5745MHz-5825MHz IEEE 802.11ax HT40: 5190MHz-5230MHz, 5270MHz-5310MHz, 5510MHz-5670MHz, 5755MHz-5755MHz IEEE 802.11ax HT80: 5210MHz, 5290MHz, 5530MHz, 5610MHz, 5775MHz
Modulation	: IEEE 802.11a: OFDM (64QAM, 16QAM, QPSK, BPSK) IEEE 802.11n HT20, HT40: OFDM (64QAM, 16QAM, QPSK, BPSK) IEEE 802.11ac: OFDM (256QAM, 64QAM, 16QAM, QPSK, BPSK) IEEE 802.11ax: OFDM (1024QAM, 256QAM, 64QAM, 16QAM, QPSK, BPSK)
Transmitter rate	: IEEE 802.11a: up to 54 Mbps IEEE 802.11n HT20: up to 144.4 Mbps IEEE 802.11n HT40: up to 300 Mbps IEEE 802.11ac VHT20: up to 173.4 Mbps IEEE 802.11ac VHT40: up to 400 Mbps IEEE 802.11ac VHT80: up to 866.6 Mbps IEEE 802.11ax HE20: up to 286.8 Mbps IEEE 802.11ax HE40: up to 573.5 Mbps IEEE 802.11ax HE80: up to 1201 Mbps
Antenna Type	: Antenna 1: FPC antenna, Maximum PK gain: 3.26 dBi Antenna 2: FPC antenna, Maximum PK gain: 3.24 dBi
Sample Type	: Series production
Sample Number	: S21123117-02 for conductive S21123117-03 for radiation

Note 1: EUT is the ab. of equipment under test.

Note 2: Band 5600-5650MHz will be disabled when shipped to Canada.

Antenna information			
	Ant1 gain	Ant2 gain	MIMO
IEEE 802.11a	3.26	3.24	/
IEEE 802.11n HT20	3.26	3.24	6.26
IEEE 802.11n HT40	3.26	3.24	6.26
IEEE 802.11ac VHT20	3.26	3.24	6.26
IEEE 802.11ac VHT40	3.26	3.24	6.26
IEEE 802.11ac VHT80	3.26	3.24	6.26
IEEE 802.11ax HE20	3.26	3.24	6.26
IEEE 802.11ax HE40	3.26	3.24	6.26
IEEE 802.11ax HE80	3.26	3.24	6.26

Channel information					
IEEE 802.11a		IEEE 802.11n (HT40)		IEEE 802.11ac (VHT80)	
IEEE 802.11n (HT20)		IEEE 802.11ac (VHT40)		IEEE 802.11ax (HE80)	
IEEE 802.11ac (VHT20)		IEEE 802.11ax (HE40)			
IEEE 802.11ax (HE20)					
UNII-1					
CH	Frequency (MHz)	CH	Frequency (MHz)	CH	Frequency (MHz)
36	5180	38	5190	42	5210
40	5200	46	5230	/	/
44	5220	/	/	/	/
48	5240	/	/	/	/
UNII-2A					
52	5260	54	5270	58	5290
56	5280	62	5310		/
60	5300	/	/	/	/
64	5320	/	/	/	/
UNII-2C					
100	5500	102	5510	106	5530
104	5520	110	5550	122	5610
108	5540	118	5590	/	/
112	5560	126	5630	/	/
116	5580	134	5670	/	/
120	5600	/	/	/	/
124	5620	/	/	/	/
128	5640	/	/	/	/
132	5660	/	/	/	/
134	5680	/	/	/	/
140	5700	/	/	/	/
UNII-3					
149	5745	151	5755	155	5725
153	5765	159	5795	/	/
157	5785	/	/	/	/
161	5805	/	/	/	/
165	5825	/	/	/	/

IEEE 802.11ax(HE20)	Operating Mode	Resource Unit	26 Tone(2M)	
	Specific Resource Unit		0	
			1	
			2	
			3	
			4	
			5	
			6	
			7	
			8	
		9		
		Resource Unit	52 Tone(4M)	
	Specific Resource Unit		37	
			38	
		39		
		40		
	Resource Unit	106 Tone(8M)		
Specific Resource Unit		53		
		54		
	Resource Unit	242 Tone(20M)		
	Specific Resource Unit	61		
IEEE 802.11ax(HE40)	Operating Mode	Resource Unit	26 Tone(2M)	
	Specific Resource Unit		0	9
			1	10
			2	11
			3	12
			4	13
			5	14
			6	15
			7	16
			8	17
		Resource Unit	52 Tone(4M)	
	Specific Resource Unit		37	41
			38	42
			39	43
		40	44	
	Resource Unit	106 Tone(8M)		
Specific Resource Unit		53	55	
		54	56	
	Resource Unit	242 Tone(20M)		
	Specific Resource Unit	61	62	
	Resource Unit	484 Tone(40M)		
	Specific Resource Unit	65		
IEEE 802.11ax(HE80)	Operating Mode	Resource Unit	26 Tone(2M)	
	Specific Resource Unit		0	19
			1	20
			2	21
			3	22
			4	23
		5	24	

		6	25
		7	26
		8	27
		9	28
		10	29
		11	30
		12	31
		13	32
		14	33
		15	34
		16	35
		17	36
		18	
	Resource Unit	52 Tone(4M)	
	Specific Resource Unit	37	45
		38	46
		39	47
		40	48
		41	49
		42	50
		43	51
	44	52	
	Resource Unit	106 Tone(8M)	
	Specific Resource Unit	53	57
		54	58
		55	59
		56	60
	Resource Unit	242 Tone(20M)	
	Specific Resource Unit	61	62
		63	64
	Resource Unit	484 Tone(40M)	
	Specific Resource Unit	65	66
	Resource Unit	996 Tone(80M)	
	Specific Resource Unit	67	

2.2. Accessories of EUT

Description of Accessories	Manufacturer	Model number	Description	Other
AC cable	Harman	N/A	N/A	Length: 1.85m,
HDMI cable	Harman	N/A	N/A	Length: 1.17m, with two magnetic rings
Remote control	Harman	N/A	N/A	N/A

2.3. Assistant equipment used for test

Assistant equipment	Manufacturer	Model number	EMC Compliance	SN
N/A	N/A	N/A	N/A	N/A

2.4. Block diagram of EUT configuration for test



Test software: adb.exe

The test software was used to control EUT work in Continuous Tx mode, and select test channel, wireless mode as below table.

The pathloss of external cable: 0.5dB (According to the manufacturer's claims)

Tested mode, channel, and data rate information				
Mode	Setting Tx Power	data rate (Mbps) (see Note)	Channel	Frequency (MHz)
IEEE 802.11a	15	6	Low: CH36	5180
	15	6	Middle: CH40	5200
	15	6	High: CH48	5240
	15	6	Low: CH52	5260
	15	6	Middle: CH56	5280
	15	6	High: CH64	5320
	15	6	Low: CH100	5500
	15	6	Middle: CH116	5580
	15	6	High: CH140	5700
	15	6	Low: CH149	5745
	15	6	Middle: CH157	5785
IEEE 802.11n HT20	15	MCS 0	Low: CH36	5180
	15	MCS 0	Middle: CH40	5200
	15	MCS 0	High: CH48	5240
	15	MCS 0	Low: CH52	5260
	15	MCS 0	Middle: CH56	5280
	15	MCS 0	High: CH64	5320
	15	MCS 0	Low: CH100	5500
	15	MCS 0	Middle: CH116	5580

	15	MCS 0	High: CH140	5700
	15	MCS 0	Low: CH149	5745
	15	MCS 0	Middle: CH157	5785
	15	MCS 0	High: CH165	5825
IEEE 802.11n HT40	15	MCS 0	Low: CH38	5190
	15	MCS 0	Middle: CH46	5230
	15	MCS 0	High: CH54	5270
	15	MCS 0	Low: CH62	5310
	15	MCS 0	Middle: CH102	5510
	15	MCS 0	High: CH110	5550
	15	MCS 0	Low: CH134	5670
	15	MCS 0	Middle: CH151	5755
	15	MCS 0	High: CH159	5795
	IEEE 802.11ac HT20	15	MCS 0	Low: CH36
15		MCS 0	Middle: CH40	5200
15		MCS 0	High: CH48	5240
15		MCS 0	Low: CH52	5260
15		MCS 0	Middle: CH56	5280
15		MCS 0	High: CH64	5320
15		MCS 0	Low: CH100	5500
15		MCS 0	Middle: CH116	5580
15		MCS 0	High: CH140	5700
15		MCS 0	Low: CH149	5745
IEEE 802.11ac HT40	15	MCS 0	Middle: CH157	5785
	15	MCS 0	High: CH165	5825
	15	MCS 0	Low: CH38	5190
	15	MCS 0	Middle: CH46	5230
	15	MCS 0	High: CH54	5270
	15	MCS 0	Low: CH62	5310
	15	MCS 0	Middle: CH102	5510
	15	MCS 0	High: CH110	5550
IEEE 802.11ac HT80	15	MCS 0	Low: CH134	5670
	15	MCS 0	Middle: CH151	5755
	15	MCS 0	High: CH159	5795
	15	MCS 0	CH42	5210
	15	MCS 0	CH58	5290
IEEE 802.11ax HE20	15	MCS 0	CH106	5530
	15	MCS 0	CH122	5610
	15	MCS 0	CH155	5775
	SU:15 RU:07	MCS 0	Low: CH36	5180
	SU:15 RU:07	MCS 0	Middle: CH40	5200
	SU:15 RU:07	MCS 0	High: CH48	5240
	SU:15 RU:07	MCS 0	Low: CH52	5260
	SU:15 RU:07	MCS 0	Middle: CH56	5280
	SU:15 RU:07	MCS 0	High: CH64	5320
	SU:15 RU:07	MCS 0	Low: CH100	5500
	SU:15 RU:07	MCS 0	Middle: CH116	5580
SU:15 RU:09	MCS 0	High: CH140	5700	
SU:15 RU:09	MCS 0	Low: CH149	5745	
SU:15 RU:09	MCS 0	Middle: CH157	5785	
SU:15 RU:09	MCS 0	High: CH165	5825	

IEEE 802.11ax HE40	SU:15 RU:07	MCS 0	Low: CH38	5190
	SU:15 RU:07	MCS 0	Middle: CH46	5230
	SU:15 RU:07	MCS 0	High: CH54	5270
	SU:15 RU:07	MCS 0	Low: CH62	5310
	SU:15 RU:07	MCS 0	Middle: CH102	5510
	SU:15 RU:07	MCS 0	High: CH110	5550
	SU:15 RU:07	MCS 0	Low: CH134	5670
	SU:15 RU:07	MCS 0	Middle: CH151	5755
IEEE 802.11ax HE80	SU:15 RU:07	MCS 0	High: CH159	5795
	SU:15 RU:09	MCS 0	CH42	5210
	SU:15 RU:09	MCS 0	CH58	5290
	SU:15 RU:09	MCS 0	CH106	5530
	SU:15 RU:07	MCS 0	CH122	5610
	SU:15 RU:07	MCS 0	CH155	5775

Note: According exploratory test, EUT will have maximum output power in those data rate, so those data rate were used for all test.

2.5. Deviations of test standard

No Deviation.

2.6. Test environment conditions

During the measurement the environmental conditions were within the listed ranges:

Temperature range:	21-25°C
Humidity range:	40-75%
Pressure range:	86-106 kPa

2.7. Test laboratory

Dongguan Dongdian Testing Service Co., Ltd.

Add.: No. 17, Zongbu Road 2, Songshan Lake Sci&Tech, Industry Park, Dongguan City, Guangdong Province, China, 523808

Tel.: +86-0769-38826678, <http://www.dgddt.com>, Email: ddt@dgddt.com

CNAS Accreditation No. L6451; A2LA Accreditation Number: 3870.01

FCC Designation Number: CN1182, Test Firm Registration Number: 540522

Innovation, Science and Economic Development Canada Site Registration Number: 10288A

Conformity Assessment Body identifier: CN0048

VCCI facility registration number: C-20087, T-20088, R-20123, G-20118

2.8. Measurement uncertainty

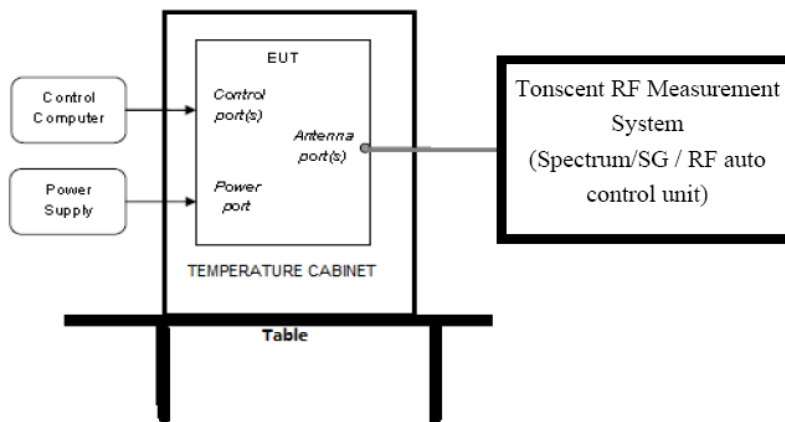
Test Item	Uncertainty
Bandwidth	1.1%
Peak Output Power (Conducted) (Spectrum analyzer)	0.86 dB (10 MHz ≤ f < 3.6 GHz);
	1.38 dB (3.6 GHz ≤ f < 8 GHz)
Peak Output Power (Conducted) (Power Sensor)	0.74 dB
Power Spectral Density	0.74 dB (10 MHz ≤ f < 3.6 GHz);
	1.38 dB (3.6 GHz ≤ f < 8 GHz)
Frequencies Stability	6.7 × 10 ⁻⁸ (Antenna couple method)
	5.5 × 10 ⁻⁸ (Conducted method)
Conducted spurious emissions	0.86 dB (10 MHz ≤ f < 3.6GHz);
	1.40 dB (3.6 GHz ≤ f < 8 GHz)
	1.66 dB (8 GHz ≤ f < 22 GHz)
Uncertainty for radio frequency (RBW<20kHz)	3×10 ⁻⁸
Temperature	0.4℃
Humidity	2%
Uncertainty for Radiation Emission test (30MHz-1GHz)	4.70 dB (Antenna Polarize: V)
	4.84 dB (Antenna Polarize: H)
Uncertainty for Radiation Emission test (1GHz-40GHz)	4.10 dB (1-6 GHz)
	4.40 dB (6 GHz-18 GHz)
	3.54 dB (18 GHz-26 GHz)
	4.30 dB (26 GHz-40 GHz)
Uncertainty for Power line conduction emission test	3.32 dB (150 kHz-30 MHz)
Note: This uncertainty represents an expanded uncertainty expressed at approximately the 95% confidence level using a coverage factor of k=2.	

3. Equipment Used During Test

Equipment	Manufacturer	Model No.	Serial No.	Last Cal.	Cal. Interval
☑RF Connected Test (Tonscend RF Measurement System 1#)					
Spectrum analyzer	R&S	FSU26	200071	Sep. 02, 2021	1 Year
Wideband Radio Communication tester	R&S	CMW500	120259	Sep. 02, 2021	1 Year
Vector Signal Generator	Agilent	E8267D	US49060192	Sep. 18, 2021	1 Year
Vector Signal Generator	Agilent	N5182A	MY48180737	Jun. 01, 2021	1 Year
RF Control Unit	Tonsend	JS0806-2	158060010	Jun. 01, 2021	1 Year
Temp&Humi Programmable	ZHIXIANG	ZXGDJS-150L	ZX170110-A	Jun. 01, 2021	1 Year
Test Software	JS Tonscend	JS1120-3	Ver.2.6.77.0518	N/A	N/A
☑Radiation 3#chamber					
EMI Test Receiver	R&S	ESU	100472	Jun. 01, 2021	1 Year
Spectrum analyzer	Agilent	E4447A	MY50180031	Jun. 01, 2021	1 Year
Active Loop antenna	Schwarzbeck	FMZB-1519	1519-038	Sep. 19, 2021	1 Year
Trilog Broadband Antenna	Schwarzbeck	VULB 9163	01429	Aug. 07, 2021	1 Year
Double Ridged Horn Antenna	Schwarzbeck	BBHA9120	02108	Jul. 17, 2021	1 Year
Broad Band Horn Antenna	Schwarzbeck	BBHA 9170	790	May 08, 2021	1 Year
Pre-amplifier	COM-POWER	PAM-118A	18040084	Sep. 02, 2021	1 Year
Pre-amplifier	COM-POWER	PAM-840A	461369	Apr. 11, 2022	1 Year
Test software	Audix	E3	V 6.1.1.1	N/A	N/A
☑Power Line Conducted Emissions Test 1#					
Test Receiver	R&S	ESCI	100551	Sep. 02, 2021	1 Year
LISN 1	R&S	ENV216	101109	Sep. 02, 2021	1 Year
LISN 2	R&S	ESH2-Z5	100309	Sep. 02, 2021	1 Year
Pulse Limiter	R&S	ESH3-Z2	101242	Sep. 02, 2021	1 Year
CE Cable 1	HUBSER	N/A	W10.01	Sep. 02, 2021	1 Year
LISN 3	SCHWARZBECK	NSLK 8163	00017	Sep. 02, 2021	1 Year

4. 26dB Bandwidth, 6dB Bandwidth and 99% Bandwidth

4.1. Block diagram of test setup



4.2. Limits

FCC Part15, Subpart E/ RSS-247		
Test Item	Limit	Frequency Range (MHz)
Bandwidth	26 dB Bandwidth	5150 - 5250
	26 dB Bandwidth	5250 - 5350
	26 dB Bandwidth	For FCC: 5470 - 5725 For IC: 5470 - 5600 5650 - 5725
	Minimum 500 kHz 6 dB Bandwidth	5725 - 5850

4.3. Test Procedure

(1) Connect EUT's antenna output to spectrum analyzer by RF cable.

Center Frequency	The center frequency of the channel under test
Detector	Peak
RBW	For 6 dB Bandwidth: RBW=100 kHz For 26 dB Bandwidth: approximately 1% of the emission bandwidth.
VBW	For 6 dB Bandwidth: VBW=300 kHz For 26 dB Bandwidth: >3 RBW
Trace	Max hold
Sweep	Auto couple

(2) Allow the trace to stabilize, measure the maximum width of the emission that is constrained by the frequencies associated with the two outermost amplitude points (upper and lower frequencies) that are attenuated by 26 dB and 6 dB relative to the maximum level measured in the fundamental emission.

4.4. Test Result

Test Mode	Antenna	Channel	OCB [MHz]	FL[MHz]	FH[MHz]	Limit[MHz]	Verdict
11A	Ant1	5180	18.16	5170.880	5189.040	---	PASS
	Ant2	5180	18.16	5170.920	5189.080	---	PASS
	Ant1	5200	18.20	5190.840	5209.040	---	PASS
	Ant2	5200	18.16	5190.880	5209.040	---	PASS
	Ant1	5240	16.84	5231.600	5248.440	---	PASS
	Ant2	5240	16.84	5231.600	5248.440	---	PASS
	Ant1	5260	18.12	5250.920	5269.040	---	PASS
	Ant2	5260	18.16	5250.720	5268.880	---	PASS
	Ant1	5280	18.08	5270.920	5289.000	---	PASS
	Ant2	5280	18.08	5270.960	5289.040	---	PASS
	Ant1	5320	18.16	5310.840	5329.000	---	PASS
	Ant2	5320	18.08	5310.880	5328.960	---	PASS
	Ant1	5500	18.16	5490.880	5509.040	---	PASS
	Ant2	5500	18.12	5490.920	5509.040	---	PASS
	Ant1	5580	18.04	5570.920	5588.960	---	PASS
	Ant2	5580	18.12	5570.920	5589.040	---	PASS
	Ant1	5700	18.20	5690.800	5709.000	---	PASS
	Ant2	5700	18.40	5690.680	5709.080	---	PASS
	Ant1	5745	18.36	5735.880	5754.240	---	PASS
	Ant2	5745	18.04	5736.000	5754.040	---	PASS
	Ant1	5785	18.20	5775.920	5794.120	---	PASS
	Ant2	5785	18.12	5775.920	5794.040	---	PASS
	Ant1	5825	18.24	5815.840	5834.080	---	PASS
	Ant2	5825	18.32	5815.760	5834.080	---	PASS
11N20MIMO	Ant1	5180	18.72	5170.720	5189.440	---	PASS
	Ant2	5180	18.08	5171.000	5189.080	---	PASS
	Ant1	5200	18.80	5190.600	5209.400	---	PASS
	Ant2	5200	18.16	5190.920	5209.080	---	PASS
	Ant1	5240	17.68	5231.160	5248.840	---	PASS
	Ant2	5240	17.56	5231.240	5248.800	---	PASS
	Ant1	5260	18.80	5250.560	5269.360	---	PASS
	Ant2	5260	17.92	5251.080	5269.000	---	PASS
	Ant1	5280	18.80	5270.600	5289.400	---	PASS
	Ant2	5280	17.92	5271.080	5289.000	---	PASS
	Ant1	5320	18.64	5310.680	5329.320	---	PASS
	Ant2	5320	18.00	5311.040	5329.040	---	PASS
	Ant1	5500	18.64	5490.720	5509.360	---	PASS
	Ant2	5500	18.08	5491.000	5509.080	---	PASS
	Ant1	5580	18.84	5570.560	5589.400	---	PASS
	Ant2	5580	17.92	5571.080	5589.000	---	PASS
	Ant1	5700	18.92	5690.520	5709.440	---	PASS
	Ant2	5700	18.16	5690.920	5709.080	---	PASS
	Ant1	5745	18.60	5735.680	5754.280	---	PASS
	Ant2	5745	17.92	5736.080	5754.000	---	PASS
	Ant1	5785	18.80	5775.560	5794.360	---	PASS
	Ant2	5785	17.96	5776.040	5794.000	---	PASS
	Ant1	5825	18.92	5815.480	5834.400	---	PASS

	Ant2	5825	18.00	5816.040	5834.040	---	PASS
11N40MIMO	Ant1	5190	35.92	5172.080	5208.000	---	PASS
	Ant2	5190	36.24	5171.920	5208.160	---	PASS
	Ant1	5230	36.00	5212.080	5248.080	---	PASS
	Ant2	5230	36.32	5211.920	5248.240	---	PASS
	Ant1	5270	36.00	5252.080	5288.080	---	PASS
	Ant2	5270	36.32	5251.920	5288.240	---	PASS
	Ant1	5310	35.92	5292.080	5328.000	---	PASS
	Ant2	5310	36.24	5291.920	5328.160	---	PASS
	Ant1	5510	36.00	5492.080	5528.080	---	PASS
	Ant2	5510	36.24	5491.920	5528.160	---	PASS
	Ant1	5550	36.08	5532.000	5568.080	---	PASS
	Ant2	5550	36.40	5531.840	5568.240	---	PASS
	Ant1	5670	36.00	5652.000	5688.000	---	PASS
	Ant2	5670	36.32	5651.840	5688.160	---	PASS
	Ant1	5755	36.00	5737.080	5773.080	---	PASS
	Ant2	5755	36.32	5736.920	5773.240	---	PASS
	Ant1	5795	36.08	5777.000	5813.080	---	PASS
	Ant2	5795	36.24	5776.920	5813.160	---	PASS
11AC20MIMO	Ant1	5180	18.80	5170.640	5189.440	---	PASS
	Ant2	5180	18.04	5171.040	5189.080	---	PASS
	Ant1	5200	18.88	5190.520	5209.400	---	PASS
	Ant2	5200	18.12	5190.960	5209.080	---	PASS
	Ant1	5240	17.76	5231.120	5248.880	---	PASS
	Ant2	5240	17.56	5231.240	5248.800	---	PASS
	Ant1	5260	18.76	5250.600	5269.360	---	PASS
	Ant2	5260	17.92	5251.080	5269.000	---	PASS
	Ant1	5280	18.72	5270.680	5289.400	---	PASS
	Ant2	5280	17.96	5271.080	5289.040	---	PASS
	Ant1	5320	18.68	5310.640	5329.320	---	PASS
	Ant2	5320	18.00	5311.040	5329.040	---	PASS
	Ant1	5500	18.68	5490.680	5509.360	---	PASS
	Ant2	5500	18.00	5491.040	5509.040	---	PASS
	Ant1	5580	18.76	5570.600	5589.360	---	PASS
	Ant2	5580	17.96	5571.080	5589.040	---	PASS
	Ant1	5700	18.92	5690.480	5709.400	---	PASS
	Ant2	5700	18.12	5690.960	5709.080	---	PASS
	Ant1	5745	18.60	5735.720	5754.320	---	PASS
	Ant2	5745	17.96	5736.080	5754.040	---	PASS
	Ant1	5785	18.76	5775.600	5794.360	---	PASS
	Ant2	5785	17.96	5776.080	5794.040	---	PASS
	Ant1	5825	18.84	5815.560	5834.400	---	PASS
	Ant2	5825	18.00	5816.040	5834.040	---	PASS
11AC40MIMO	Ant1	5190	35.92	5172.080	5208.000	---	PASS
	Ant2	5190	36.24	5171.920	5208.160	---	PASS
	Ant1	5230	36.00	5212.080	5248.080	---	PASS
	Ant2	5230	36.32	5211.920	5248.240	---	PASS
	Ant1	5270	36.00	5252.080	5288.080	---	PASS
	Ant2	5270	36.24	5251.920	5288.160	---	PASS
	Ant1	5310	36.00	5292.080	5328.080	---	PASS
	Ant2	5310	36.24	5291.920	5328.160	---	PASS

	Ant1	5510	36.00	5492.080	5528.080	---	PASS	
	Ant2	5510	36.32	5491.840	5528.160	---	PASS	
	Ant1	5550	36.08	5532.000	5568.080	---	PASS	
	Ant2	5550	36.40	5531.840	5568.240	---	PASS	
	Ant1	5670	36.00	5652.000	5688.000	---	PASS	
	Ant2	5670	36.32	5651.840	5688.160	---	PASS	
	Ant1	5755	36.00	5737.080	5773.080	---	PASS	
	Ant2	5755	36.32	5736.920	5773.240	---	PASS	
	Ant1	5795	36.00	5777.080	5813.080	---	PASS	
	Ant2	5795	36.24	5776.920	5813.160	---	PASS	
11AC80MIMO	Ant1	5210	75.20	5172.560	5247.760	---	PASS	
	Ant2	5210	75.20	5172.560	5247.760	---	PASS	
	Ant1	5290	75.04	5252.560	5327.600	---	PASS	
	Ant2	5290	75.04	5252.560	5327.600	---	PASS	
	Ant1	5530	75.20	5492.400	5567.600	---	PASS	
	Ant2	5530	75.04	5492.560	5567.600	---	PASS	
	Ant1	5610	75.20	5572.560	5647.760	---	PASS	
	Ant2	5610	74.88	5572.720	5647.600	---	PASS	
	Ant1	5775	75.04	5737.560	5812.600	---	PASS	
	Ant2	5775	75.04	5737.560	5812.600	---	PASS	
11AX20SU	Ant1	5180	19.20	5168.520	5197.600	---	PASS	
	Ant2	5180	19.16	5168.720	5192.240	---	PASS	
	Ant1	5200	19.24	5186.280	5211.840	---	PASS	
	Ant2	5200	19.16	5189.080	5211.360	---	PASS	
	Ant1	5240	18.88	5230.040	5250.000	---	PASS	
	Ant2	5240	18.84	5230.040	5250.000	---	PASS	
	Ant1	5260	19.16	5247.200	5272.680	---	PASS	
	Ant2	5260	19.16	5246.920	5271.200	---	PASS	
	Ant1	5280	19.16	5267.080	5292.480	---	PASS	
	Ant2	5280	19.12	5268.720	5291.480	---	PASS	
	Ant1	5320	19.16	5308.760	5333.560	---	PASS	
	Ant2	5320	19.12	5308.560	5331.560	---	PASS	
	Ant1	5500	19.20	5486.760	5512.200	---	PASS	
	Ant2	5500	19.12	5488.880	5511.520	---	PASS	
	Ant1	5580	19.20	5567.160	5593.600	---	PASS	
	Ant2	5580	19.16	5568.280	5592.080	---	PASS	
	Ant1	5700	19.20	5687.320	5711.600	---	PASS	
	Ant2	5700	19.16	5683.320	5711.800	---	PASS	
	Ant1	5745	19.20	5733.240	5755.840	---	PASS	
	Ant2	5745	19.12	5733.760	5756.040	---	PASS	
	Ant1	5785	19.20	5772.800	5798.600	---	PASS	
	Ant2	5785	19.12	5773.160	5797.120	---	PASS	
	Ant1	5825	19.24	5813.440	5837.160	---	PASS	
	Ant2	5825	19.20	5813.000	5838.680	---	PASS	
	11AX40SU	Ant1	5190	37.68	5170.000	5210.000	---	PASS
		Ant2	5190	37.68	5170.000	5210.000	---	PASS
		Ant1	5230	37.84	5210.080	5249.920	---	PASS
		Ant2	5230	37.84	5210.000	5250.000	---	PASS
Ant1		5270	37.76	5250.080	5289.920	---	PASS	
Ant2		5270	37.76	5250.080	5290.160	---	PASS	
Ant1	5310	37.76	5290.160	5330.000	---	PASS		

	Ant2	5310	37.60	5290.160	5329.920	---	PASS
	Ant1	5510	37.68	5490.000	5529.920	---	PASS
	Ant2	5510	37.68	5490.080	5530.000	---	PASS
	Ant1	5550	37.76	5530.000	5570.000	---	PASS
	Ant2	5550	37.84	5530.000	5569.920	---	PASS
	Ant1	5670	37.68	5650.000	5690.000	---	PASS
	Ant2	5670	37.76	5650.000	5689.920	---	PASS
	Ant1	5755	37.76	5735.080	5775.000	---	PASS
	Ant2	5755	37.76	5735.160	5775.000	---	PASS
	Ant1	5795	37.68	5775.080	5815.000	---	PASS
	Ant2	5795	37.76	5775.160	5814.920	---	PASS
	11AX80SU	Ant1	5210	76.96	5169.680	5250.800	---
Ant2		5210	77.12	5169.520	5250.640	---	PASS
Ant1		5290	76.80	5249.520	5330.480	---	PASS
Ant2		5290	76.96	5249.680	5330.480	---	PASS
Ant1		5530	77.12	5489.680	5570.480	---	PASS
Ant2		5530	76.96	5489.360	5570.640	---	PASS
Ant1		5610	77.12	5569.360	5650.480	---	PASS
Ant2		5610	77.12	5569.520	5650.640	---	PASS
Ant1		5775	76.96	5734.680	5815.640	---	PASS
Ant2		5775	76.96	5734.680	5815.640	---	PASS

Note: according exploratory explorer test, for 802.11ax Mode, Specific Resource Unit have no distinct influence on 99% OBW, so for 99% OBW, the final test was only performed with EUT working in 802.11ax SU mode.

Test Mode	Antenna	Channel	26db EBW [MHz]	FL[MHz]	FH[MHz]	Limit[MHz]	Verdict
11A	Ant1	5180	24.560	5167.560	5192.120	---	PASS
	Ant2	5180	24.960	5167.520	5192.480	---	PASS
	Ant1	5200	24.880	5187.440	5212.320	---	PASS
	Ant2	5200	24.720	5187.560	5212.280	---	PASS
	Ant1	5240	19.800	5230.080	5249.880	---	PASS
	Ant2	5240	20.000	5230.120	5250.120	---	PASS
	Ant1	5260	24.840	5247.520	5272.360	---	PASS
	Ant2	5260	25.120	5247.200	5272.320	---	PASS
	Ant1	5280	25.000	5267.400	5292.400	---	PASS
	Ant2	5280	24.520	5267.800	5292.320	---	PASS
	Ant1	5320	24.760	5307.320	5332.080	---	PASS
	Ant2	5320	24.720	5307.520	5332.240	---	PASS
	Ant1	5500	24.840	5487.480	5512.320	---	PASS
	Ant2	5500	24.760	5487.520	5512.280	---	PASS
	Ant1	5580	24.560	5567.680	5592.240	---	PASS
	Ant2	5580	24.520	5567.800	5592.320	---	PASS
	Ant1	5700	24.640	5687.440	5712.080	---	PASS
	Ant2	5700	25.960	5686.600	5712.560	---	PASS
	Ant1	5745	25.080	5732.600	5757.680	---	PASS
	Ant2	5745	24.360	5732.920	5757.280	---	PASS
Ant1	5785	24.360	5773.000	5797.360	---	PASS	
Ant2	5785	24.600	5772.720	5797.320	---	PASS	

	Ant1	5825	24.920	5812.560	5837.480	---	PASS
	Ant2	5825	25.120	5812.400	5837.520	---	PASS
11N20MIMO	Ant1	5180	25.280	5167.680	5192.960	---	PASS
	Ant2	5180	24.640	5167.760	5192.400	---	PASS
	Ant1	5200	25.520	5187.480	5213.000	---	PASS
	Ant2	5200	26.160	5186.360	5212.520	---	PASS
	Ant1	5240	20.280	5229.840	5250.120	---	PASS
	Ant2	5240	19.880	5230.080	5249.960	---	PASS
	Ant1	5260	25.720	5247.200	5272.920	---	PASS
	Ant2	5260	23.640	5248.400	5272.040	---	PASS
	Ant1	5280	25.800	5267.120	5292.920	---	PASS
	Ant2	5280	23.640	5268.560	5292.200	---	PASS
	Ant1	5320	26.320	5306.600	5332.920	---	PASS
	Ant2	5320	24.640	5307.800	5332.440	---	PASS
	Ant1	5500	25.200	5487.840	5513.040	---	PASS
	Ant2	5500	24.600	5487.800	5512.400	---	PASS
	Ant1	5580	31.000	5566.800	5597.800	---	PASS
	Ant2	5580	23.360	5568.560	5591.920	---	PASS
	Ant1	5700	26.480	5686.560	5713.040	---	PASS
	Ant2	5700	24.760	5687.760	5712.520	---	PASS
	Ant1	5745	25.240	5732.400	5757.640	---	PASS
	Ant2	5745	23.040	5733.800	5756.840	---	PASS
Ant1	5785	25.440	5772.120	5797.560	---	PASS	
Ant2	5785	23.720	5773.080	5796.800	---	PASS	
Ant1	5825	26.240	5811.880	5838.120	---	PASS	
Ant2	5825	24.440	5812.840	5837.280	---	PASS	
11N40MIMO	Ant1	5190	40.320	5169.760	5210.080	---	PASS
	Ant2	5190	39.600	5170.160	5209.760	---	PASS
	Ant1	5230	40.560	5209.760	5250.320	---	PASS
	Ant2	5230	40.000	5210.000	5250.000	---	PASS
	Ant1	5270	40.480	5249.840	5290.320	---	PASS
	Ant2	5270	39.840	5250.160	5290.000	---	PASS
	Ant1	5310	40.320	5289.840	5330.160	---	PASS
	Ant2	5310	39.760	5290.160	5329.920	---	PASS
	Ant1	5510	40.400	5489.840	5530.240	---	PASS
	Ant2	5510	39.760	5490.080	5529.840	---	PASS
	Ant1	5550	40.640	5529.600	5570.240	---	PASS
	Ant2	5550	40.000	5530.000	5570.000	---	PASS
	Ant1	5670	40.480	5649.760	5690.240	---	PASS
	Ant2	5670	40.000	5650.000	5690.000	---	PASS
	Ant1	5755	40.400	5734.840	5775.240	---	PASS
	Ant2	5755	39.840	5735.080	5774.920	---	PASS
	Ant1	5795	40.320	5774.840	5815.160	---	PASS
	Ant2	5795	39.760	5775.160	5814.920	---	PASS
11AC20MIMO	Ant1	5180	25.560	5167.520	5193.080	---	PASS
	Ant2	5180	24.160	5168.360	5192.520	---	PASS
	Ant1	5200	26.560	5186.520	5213.080	---	PASS
	Ant2	5200	24.440	5188.080	5212.520	---	PASS
	Ant1	5240	20.240	5229.920	5250.160	---	PASS
	Ant2	5240	19.880	5230.080	5249.960	---	PASS
Ant1	5260	25.720	5247.200	5272.920	---	PASS	

	Ant2	5260	23.320	5248.600	5271.920	---	PASS
	Ant1	5280	25.480	5267.480	5292.960	---	PASS
	Ant2	5280	23.080	5268.760	5291.840	---	PASS
	Ant1	5320	25.200	5307.720	5332.920	---	PASS
	Ant2	5320	23.960	5308.000	5331.960	---	PASS
	Ant1	5500	25.080	5487.680	5512.760	---	PASS
	Ant2	5500	25.040	5487.480	5512.520	---	PASS
	Ant1	5580	26.680	5566.680	5593.360	---	PASS
	Ant2	5580	23.880	5568.400	5592.280	---	PASS
	Ant1	5700	25.960	5687.160	5713.120	---	PASS
	Ant2	5700	25.680	5687.880	5713.560	---	PASS
	Ant1	5745	25.160	5732.720	5757.880	---	PASS
	Ant2	5745	23.480	5733.640	5757.120	---	PASS
	Ant1	5785	25.440	5772.200	5797.640	---	PASS
	Ant2	5785	24.160	5773.080	5797.240	---	PASS
	Ant1	5825	25.800	5812.160	5837.960	---	PASS
Ant2	5825	24.320	5813.040	5837.360	---	PASS	
11AC40MIMO	Ant1	5190	40.400	5169.760	5210.160	---	PASS
	Ant2	5190	39.680	5170.160	5209.840	---	PASS
	Ant1	5230	40.560	5209.760	5250.320	---	PASS
	Ant2	5230	39.920	5210.080	5250.000	---	PASS
	Ant1	5270	40.400	5249.840	5290.240	---	PASS
	Ant2	5270	39.920	5250.160	5290.080	---	PASS
	Ant1	5310	40.320	5289.840	5330.160	---	PASS
	Ant2	5310	39.680	5290.160	5329.840	---	PASS
	Ant1	5510	40.400	5489.920	5530.320	---	PASS
	Ant2	5510	39.600	5490.240	5529.840	---	PASS
	Ant1	5550	40.720	5529.600	5570.320	---	PASS
	Ant2	5550	40.000	5530.000	5570.000	---	PASS
	Ant1	5670	40.480	5649.760	5690.240	---	PASS
	Ant2	5670	39.680	5650.160	5689.840	---	PASS
	Ant1	5755	40.640	5734.760	5775.400	---	PASS
	Ant2	5755	39.840	5735.160	5775.000	---	PASS
Ant1	5795	40.560	5774.760	5815.320	---	PASS	
Ant2	5795	39.920	5775.000	5814.920	---	PASS	
11AC80MIMO	Ant1	5210	80.640	5169.840	5250.480	---	PASS
	Ant2	5210	80.000	5170.160	5250.160	---	PASS
	Ant1	5290	80.480	5249.840	5330.320	---	PASS
	Ant2	5290	79.840	5250.160	5330.000	---	PASS
	Ant1	5530	80.480	5489.840	5570.320	---	PASS
	Ant2	5530	79.840	5490.160	5570.000	---	PASS
	Ant1	5610	80.800	5569.680	5650.480	---	PASS
	Ant2	5610	80.000	5570.160	5650.160	---	PASS
	Ant1	5775	80.480	5734.840	5815.320	---	PASS
	Ant2	5775	80.800	5734.680	5815.480	---	PASS
11AX20SU	Ant1	5180	29.080	5168.520	5197.600	---	PASS
	Ant2	5180	23.520	5168.720	5192.240	---	PASS
	Ant1	5200	25.560	5186.280	5211.840	---	PASS
	Ant2	5200	22.280	5189.080	5211.360	---	PASS
	Ant1	5240	19.960	5230.040	5250.000	---	PASS
	Ant2	5240	19.960	5230.040	5250.000	---	PASS

	Ant1	5260	25.480	5247.200	5272.680	---	PASS
	Ant2	5260	24.280	5246.920	5271.200	---	PASS
	Ant1	5280	25.400	5267.080	5292.480	---	PASS
	Ant2	5280	22.760	5268.720	5291.480	---	PASS
	Ant1	5320	24.800	5308.760	5333.560	---	PASS
	Ant2	5320	23.000	5308.560	5331.560	---	PASS
	Ant1	5500	25.440	5486.760	5512.200	---	PASS
	Ant2	5500	22.640	5488.880	5511.520	---	PASS
	Ant1	5580	26.440	5567.160	5593.600	---	PASS
	Ant2	5580	23.800	5568.280	5592.080	---	PASS
	Ant1	5700	24.280	5687.320	5711.600	---	PASS
	Ant2	5700	28.480	5683.320	5711.800	---	PASS
	Ant1	5745	22.600	5733.240	5755.840	---	PASS
	Ant2	5745	22.280	5733.760	5756.040	---	PASS
	Ant1	5785	25.800	5772.800	5798.600	---	PASS
	Ant2	5785	23.960	5773.160	5797.120	---	PASS
	Ant1	5825	23.720	5813.440	5837.160	---	PASS
	Ant2	5825	25.680	5813.000	5838.680	---	PASS
11AX40SU	Ant1	5190	40.000	5170.000	5210.000	---	PASS
	Ant2	5190	40.000	5170.000	5210.000	---	PASS
	Ant1	5230	39.840	5210.080	5249.920	---	PASS
	Ant2	5230	40.000	5210.000	5250.000	---	PASS
	Ant1	5270	39.840	5250.080	5289.920	---	PASS
	Ant2	5270	40.080	5250.080	5290.160	---	PASS
	Ant1	5310	39.840	5290.160	5330.000	---	PASS
	Ant2	5310	39.760	5290.160	5329.920	---	PASS
	Ant1	5510	39.920	5490.000	5529.920	---	PASS
	Ant2	5510	39.920	5490.080	5530.000	---	PASS
	Ant1	5550	40.000	5530.000	5570.000	---	PASS
	Ant2	5550	39.920	5530.000	5569.920	---	PASS
	Ant1	5670	40.000	5650.000	5690.000	---	PASS
	Ant2	5670	39.920	5650.000	5689.920	---	PASS
	Ant1	5755	39.920	5735.080	5775.000	---	PASS
	Ant2	5755	39.840	5735.160	5775.000	---	PASS
	Ant1	5795	39.920	5775.080	5815.000	---	PASS
	Ant2	5795	39.760	5775.160	5814.920	---	PASS
11AX80SU	Ant1	5210	81.120	5169.680	5250.800	---	PASS
	Ant2	5210	81.120	5169.520	5250.640	---	PASS
	Ant1	5290	80.960	5249.520	5330.480	---	PASS
	Ant2	5290	80.800	5249.680	5330.480	---	PASS
	Ant1	5530	80.800	5489.680	5570.480	---	PASS
	Ant2	5530	81.280	5489.360	5570.640	---	PASS
	Ant1	5610	81.120	5569.360	5650.480	---	PASS
	Ant2	5610	81.120	5569.520	5650.640	---	PASS
	Ant1	5775	80.960	5734.680	5815.640	---	PASS
	Ant2	5775	80.960	5734.680	5815.640	---	PASS

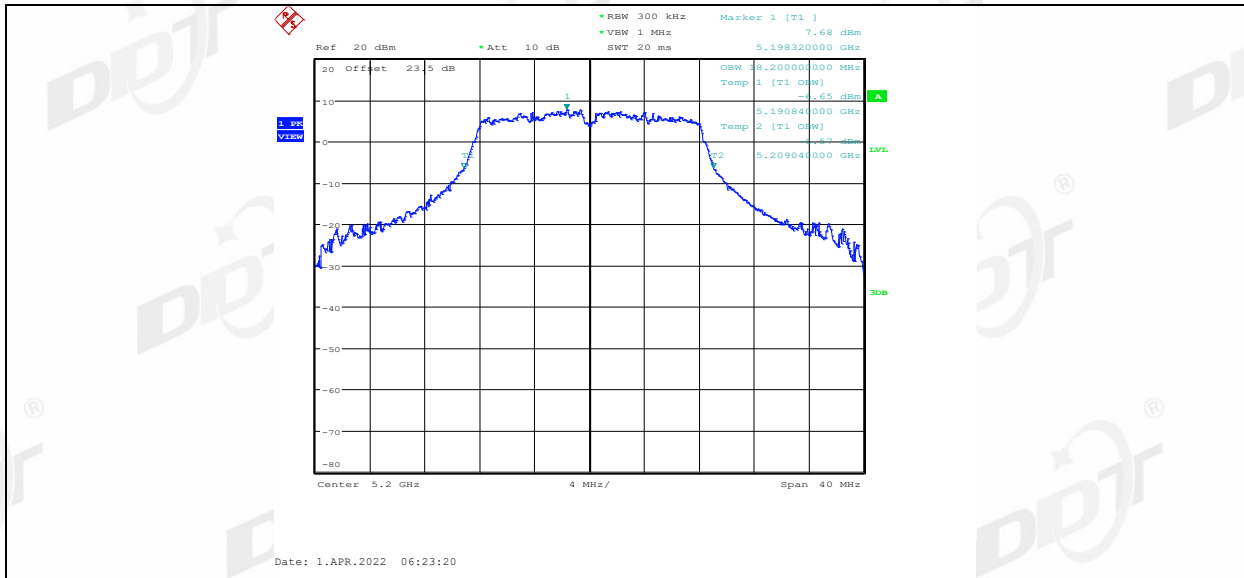
Note: according exploratory explorer test, for 802.11ax Mode, Specific Resource Unit have no distinct influence on 26db EBW, so for 26db EBW, the final test was only performed with EUT working in 802.11ax SU mode.

Test Mode	Antenna	Channel	6db EBW [MHz]	FL[MHz]	FH[MHz]	Limit[MHz]	Verdict
11A	Ant1	5745	16.120	5737.040	5753.160	0.5	PASS
	Ant2	5745	15.960	5737.200	5753.160	0.5	PASS
	Ant1	5785	16.120	5777.040	5793.160	0.5	PASS
	Ant2	5785	16.120	5777.040	5793.160	0.5	PASS
	Ant1	5825	16.360	5816.800	5833.160	0.5	PASS
	Ant2	5825	16.360	5816.800	5833.160	0.5	PASS
11N20MIMO	Ant1	5745	16.000	5737.360	5753.360	0.5	PASS
	Ant2	5745	17.400	5736.400	5753.800	0.5	PASS
	Ant1	5785	16.680	5776.440	5793.120	0.5	PASS
	Ant2	5785	17.640	5776.160	5793.800	0.5	PASS
	Ant1	5825	17.600	5816.160	5833.760	0.5	PASS
	Ant2	5825	17.640	5816.160	5833.800	0.5	PASS
11N40MIMO	Ant1	5755	35.200	5737.400	5772.600	0.5	PASS
	Ant2	5755	33.920	5737.400	5771.320	0.5	PASS
	Ant1	5795	35.280	5777.320	5812.600	0.5	PASS
	Ant2	5795	35.120	5777.400	5812.520	0.5	PASS
11AC20MIMO	Ant1	5745	15.560	5737.360	5752.920	0.5	PASS
	Ant2	5745	17.240	5736.560	5753.800	0.5	PASS
	Ant1	5785	17.120	5776.400	5793.520	0.5	PASS
	Ant2	5785	17.440	5776.360	5793.800	0.5	PASS
	Ant1	5825	17.000	5816.400	5833.400	0.5	PASS
	Ant2	5825	17.640	5816.160	5833.800	0.5	PASS
11AC40MIMO	Ant1	5755	34.000	5738.600	5772.600	0.5	PASS
	Ant2	5755	32.720	5739.800	5772.520	0.5	PASS
	Ant1	5795	32.720	5779.880	5812.600	0.5	PASS
	Ant2	5795	35.200	5777.400	5812.600	0.5	PASS
11AC80MIMO	Ant1	5775	75.520	5737.240	5812.760	0.5	PASS
	Ant2	5775	75.520	5737.240	5812.760	0.5	PASS
11AX20SU	Ant1	5745	18.640	5735.680	5754.320	0.5	PASS
	Ant2	5745	18.800	5735.600	5754.400	0.5	PASS
	Ant1	5785	18.720	5775.640	5794.360	0.5	PASS
	Ant2	5785	18.880	5775.520	5794.400	0.5	PASS
	Ant1	5825	18.800	5815.560	5834.360	0.5	PASS
	Ant2	5825	18.800	5815.560	5834.360	0.5	PASS
11AX40SU	Ant1	5755	35.280	5737.320	5772.600	0.5	PASS
	Ant2	5755	34.000	5738.600	5772.600	0.5	PASS
	Ant1	5795	36.080	5776.520	5812.600	0.5	PASS
	Ant2	5795	35.200	5777.400	5812.600	0.5	PASS
11AX80SU	Ant1	5775	71.680	5738.520	5810.200	0.5	PASS
	Ant2	5775	72.960	5739.800	5812.760	0.5	PASS

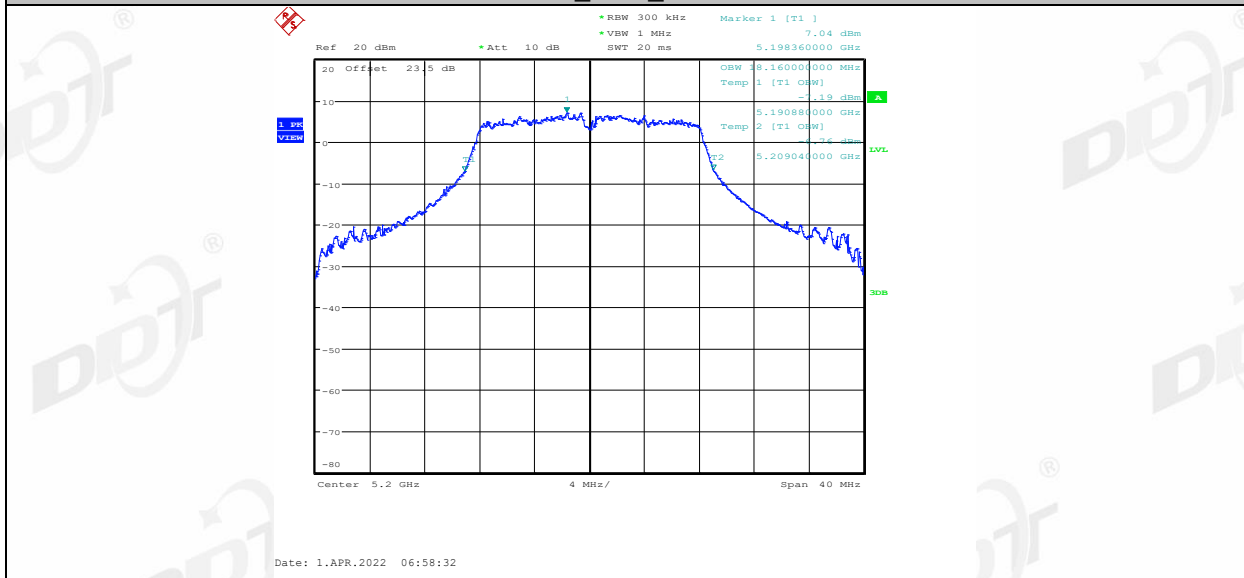
4.5. Original test data

99% OBW:

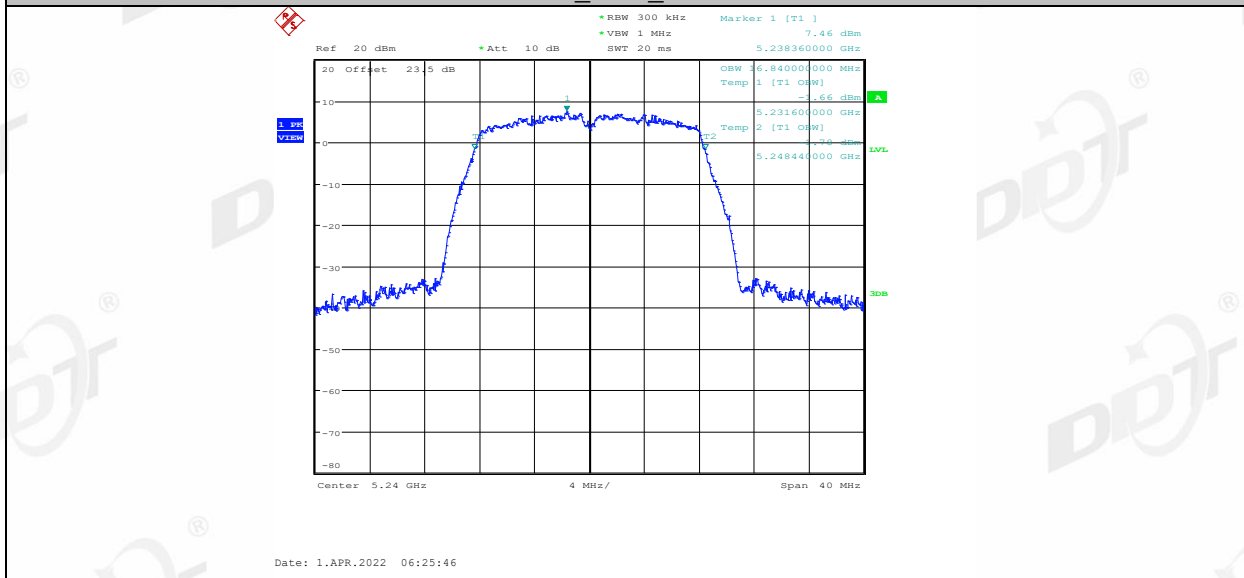




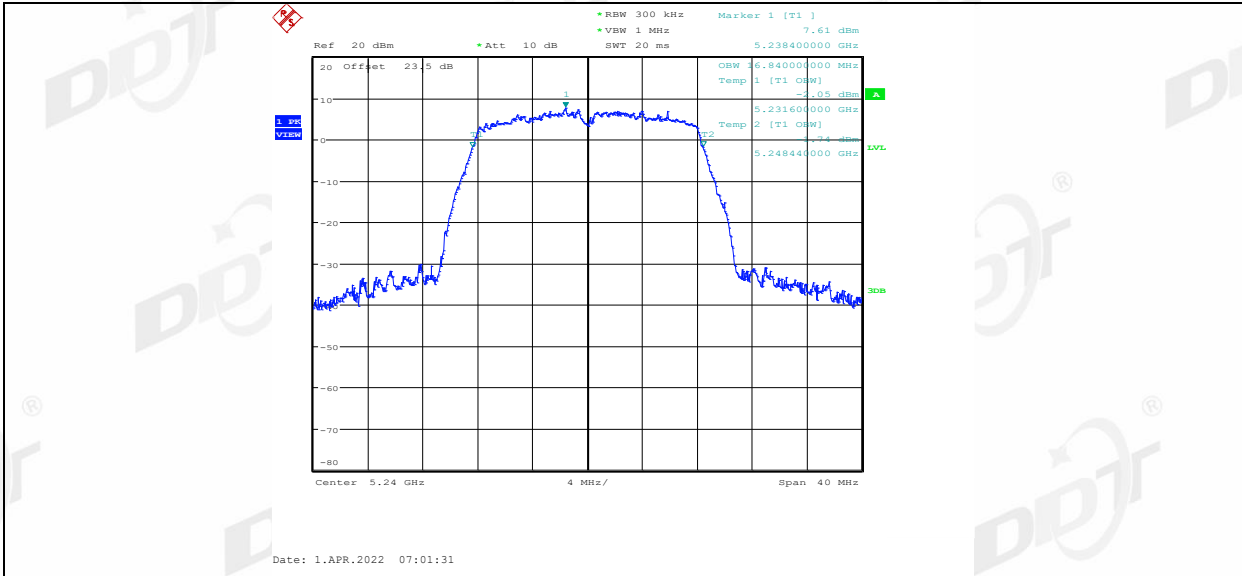
11A_Ant2_5200



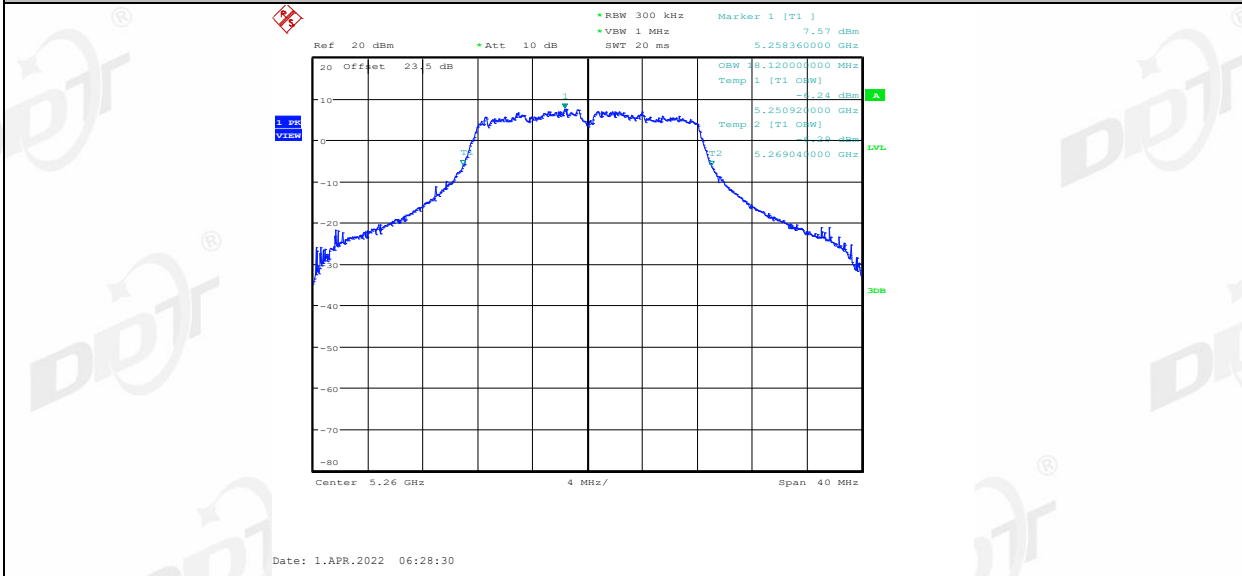
11A_Ant1_5240



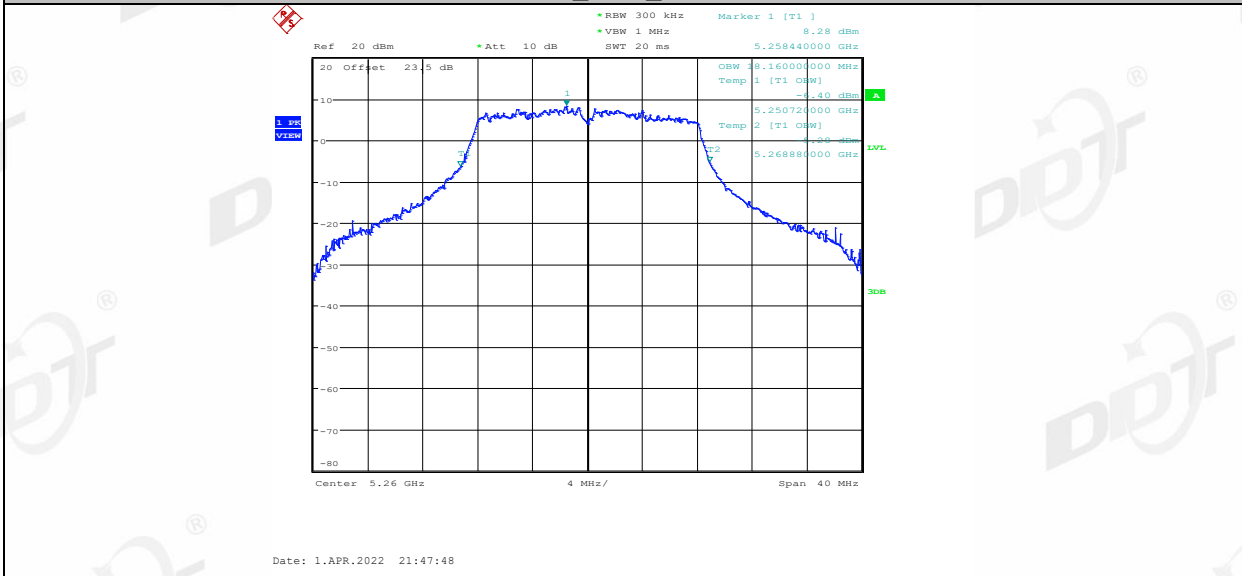
11A_Ant2_5240



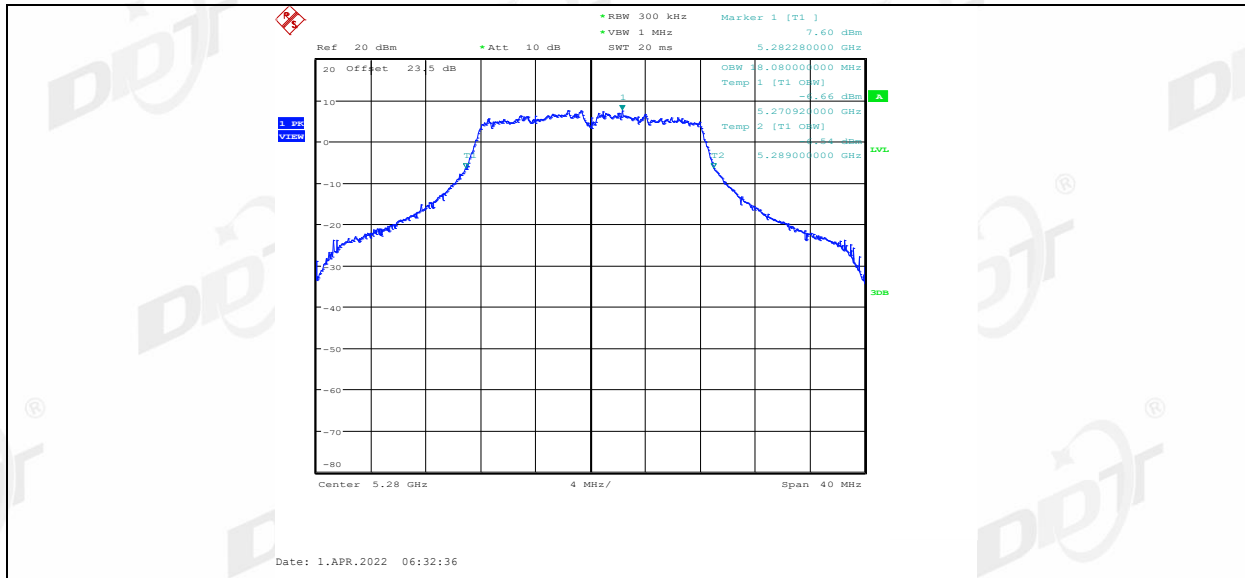
11A_Ant1_5260



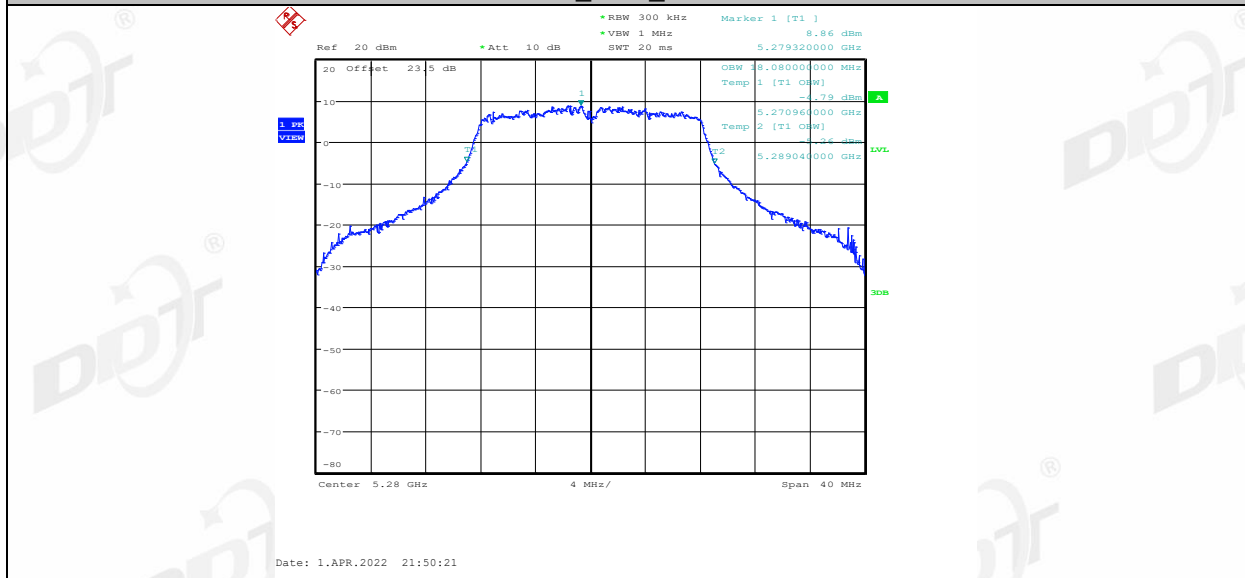
11A_Ant2_5260



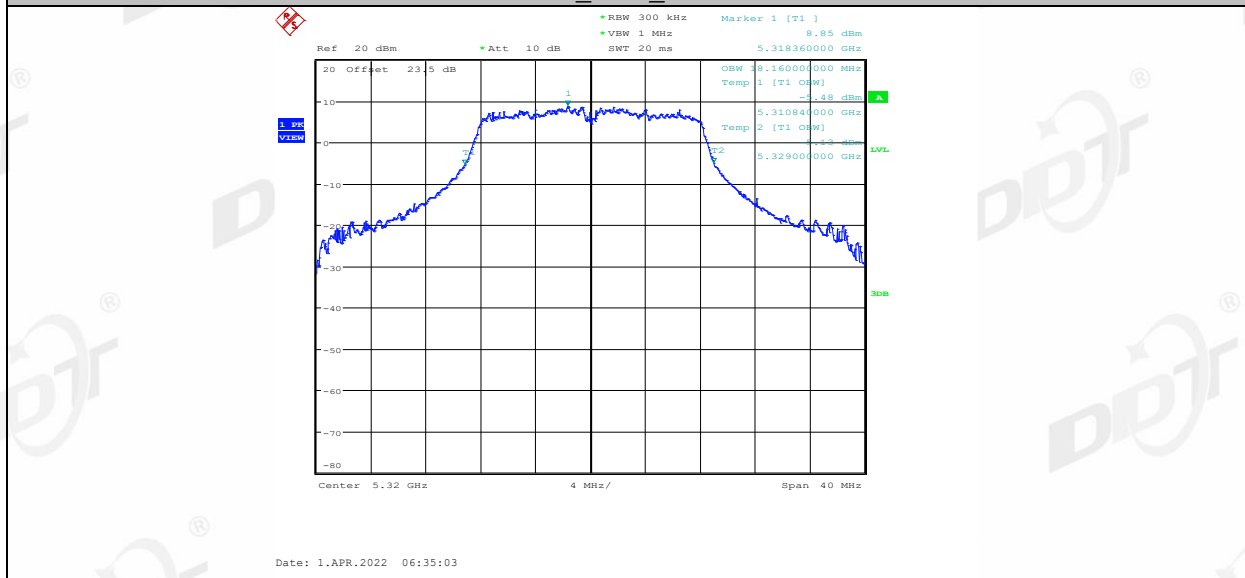
11A_Ant1_5280



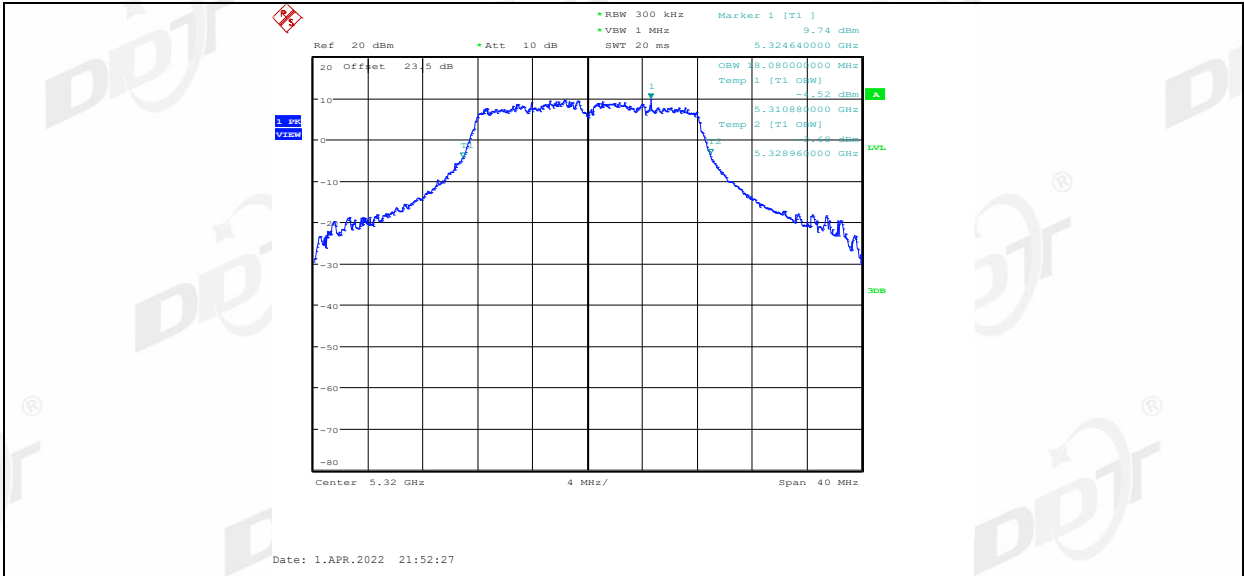
11A_Ant2_5280



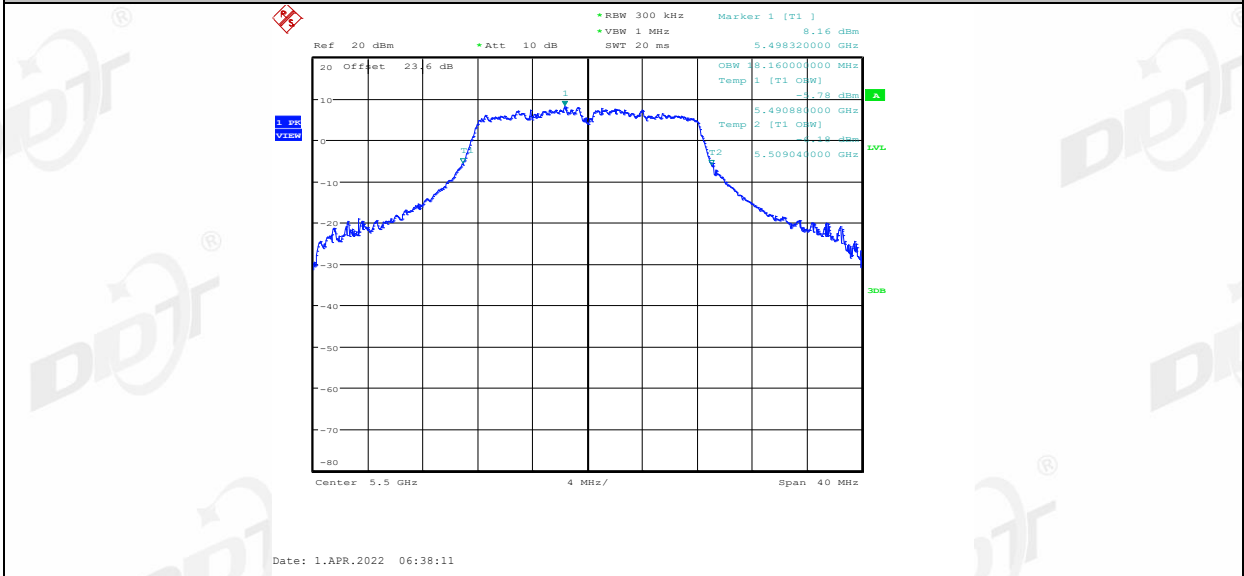
11A_Ant1_5320



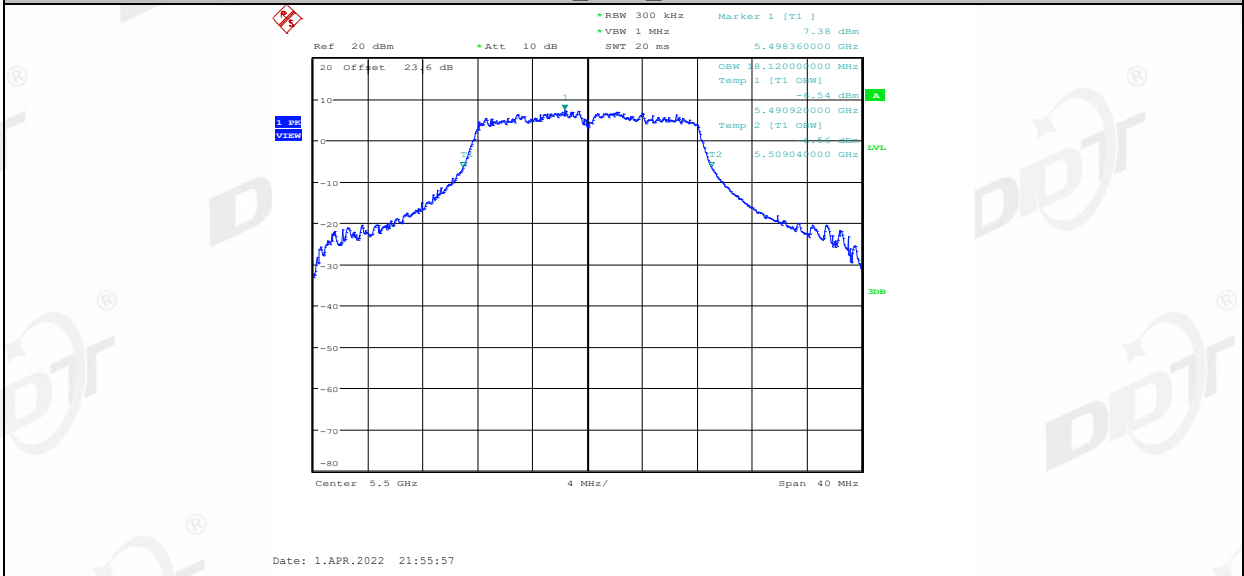
11A_Ant2_5320



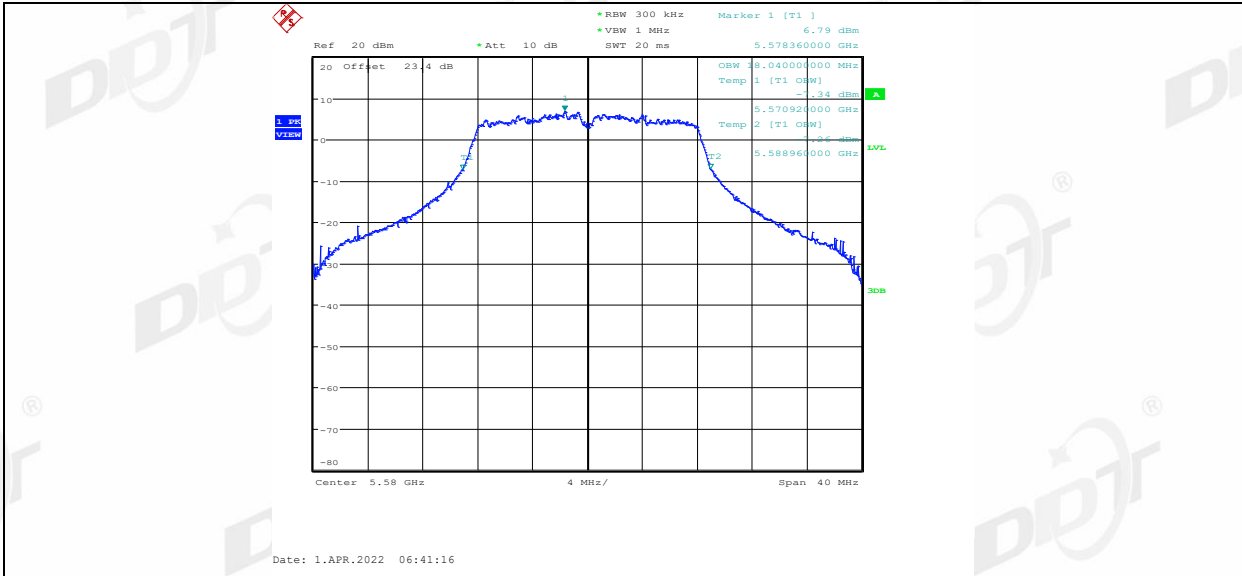
11A_Ant1_5500



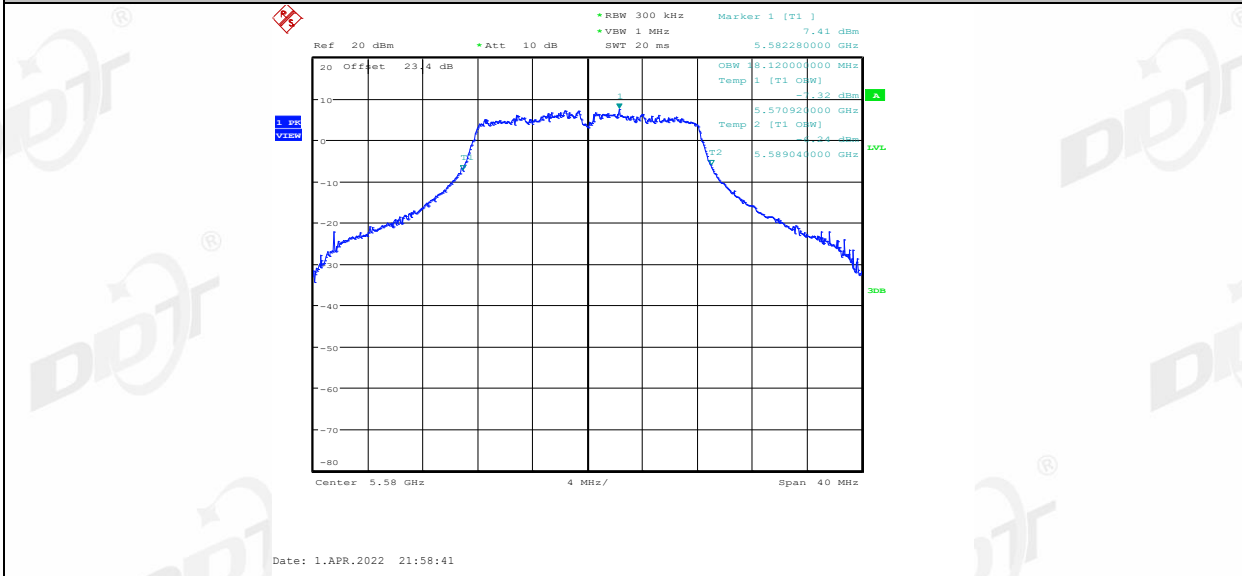
11A_Ant2_5500



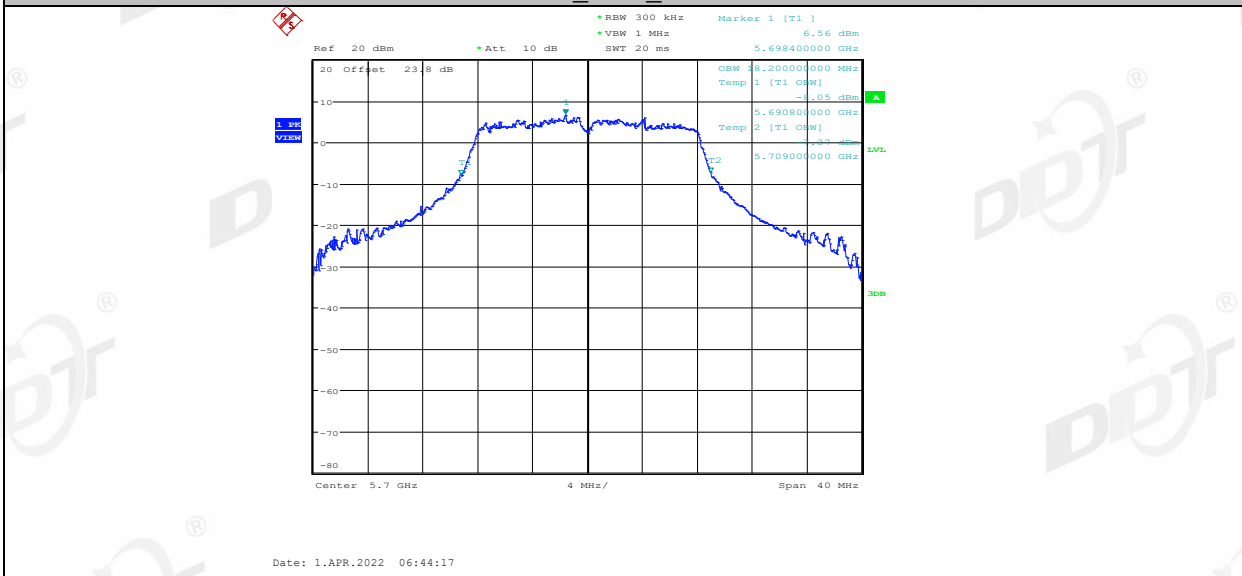
11A_Ant1_5580



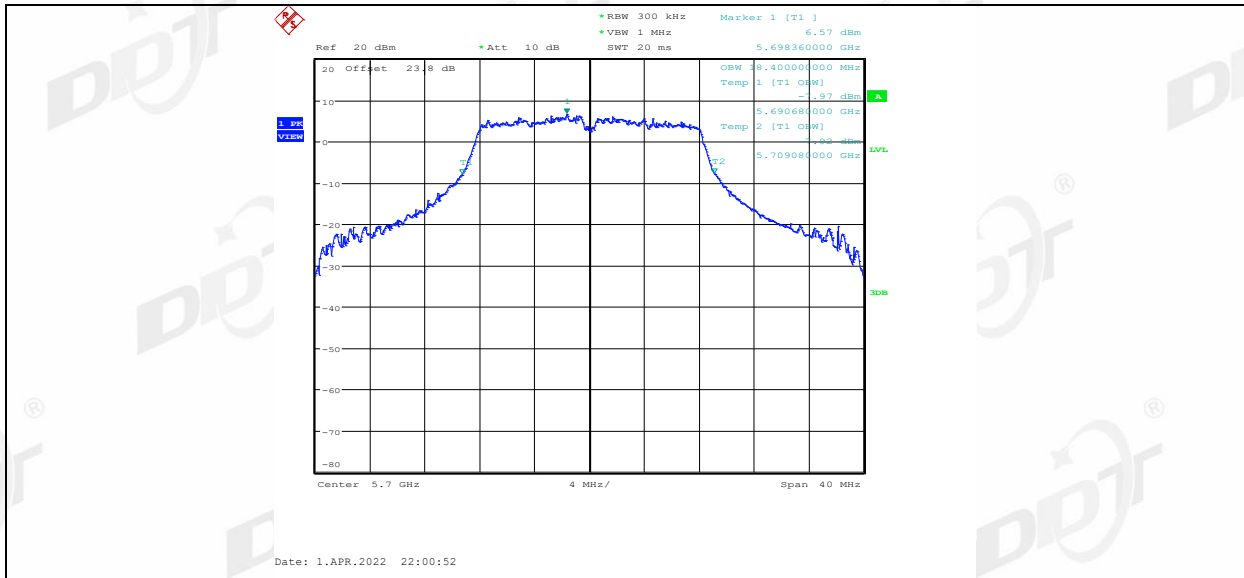
11A_Ant2_5580



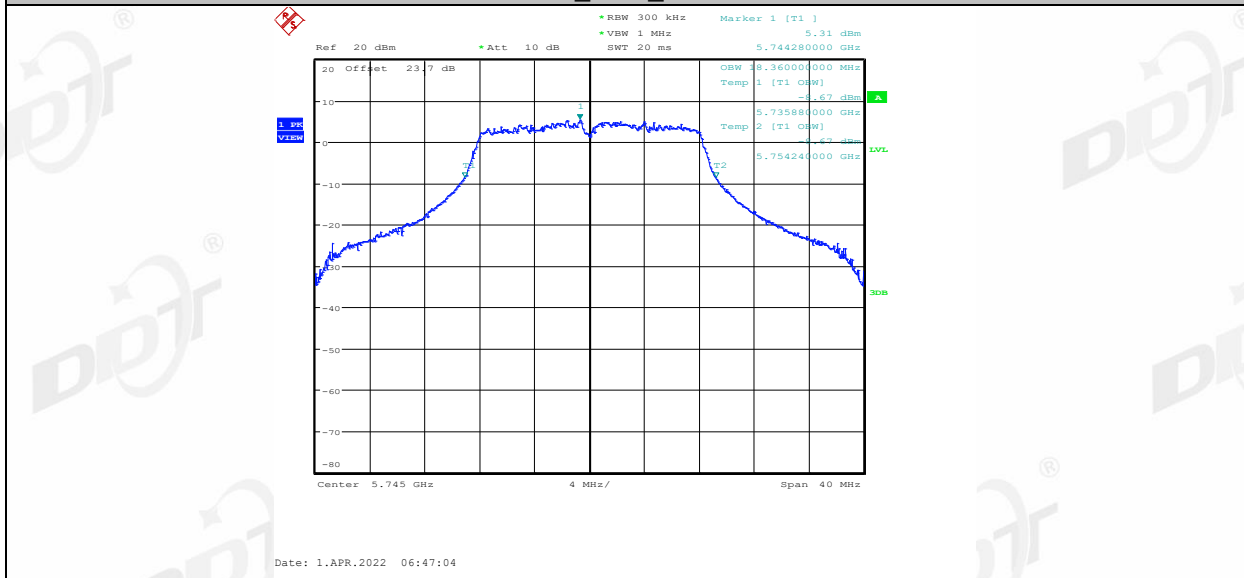
11A_Ant1_5700



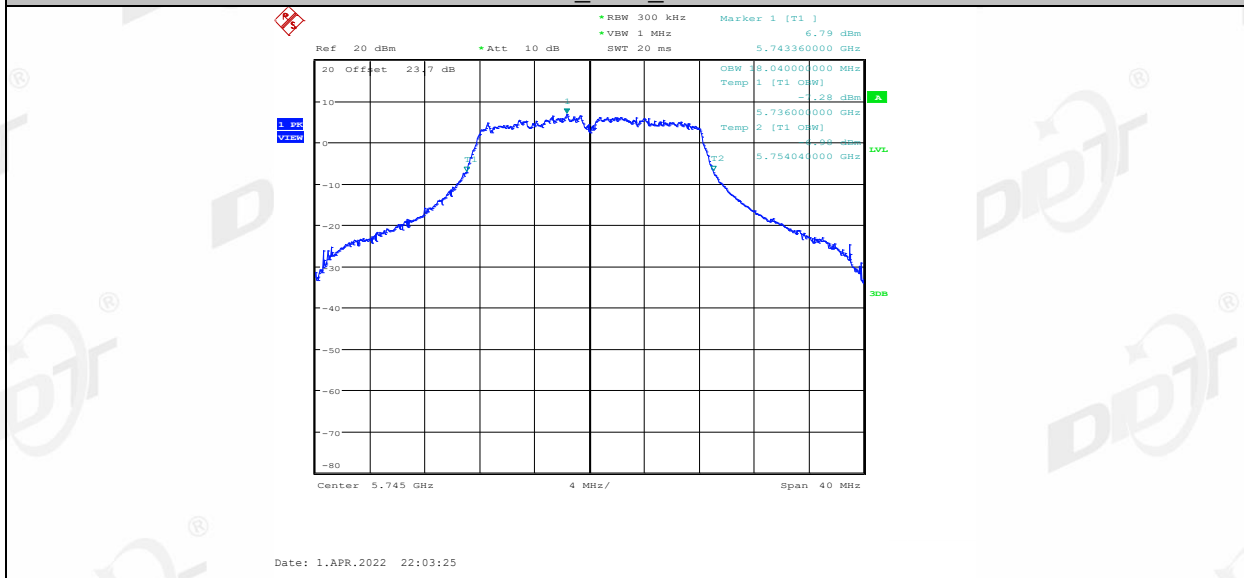
11A_Ant2_5700



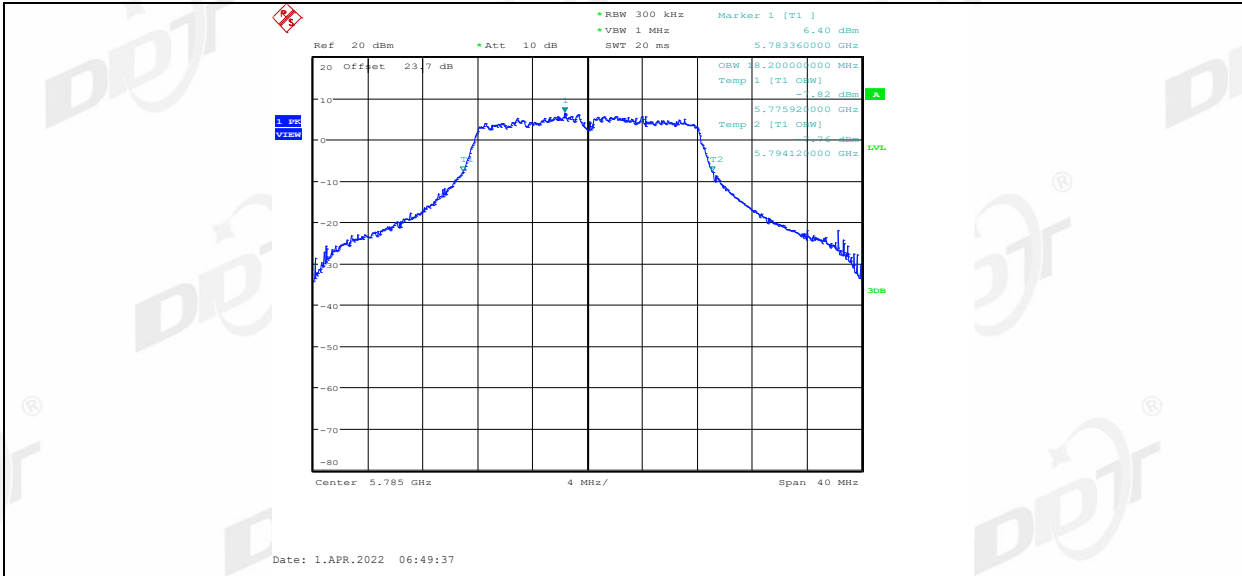
11A_Ant1_5745



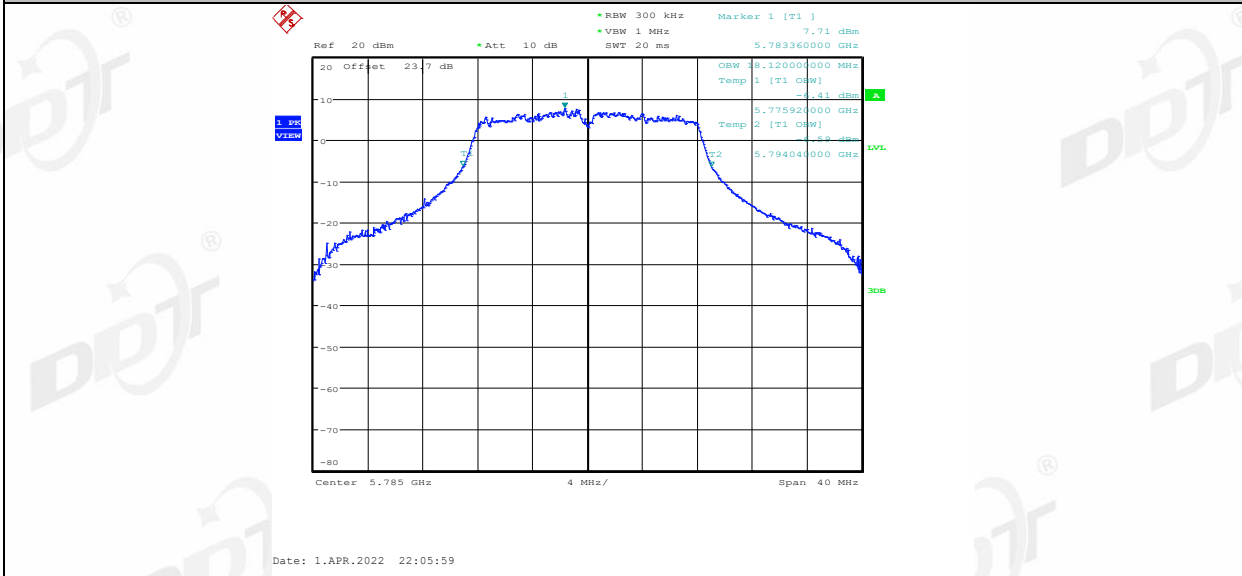
11A_Ant2_5745



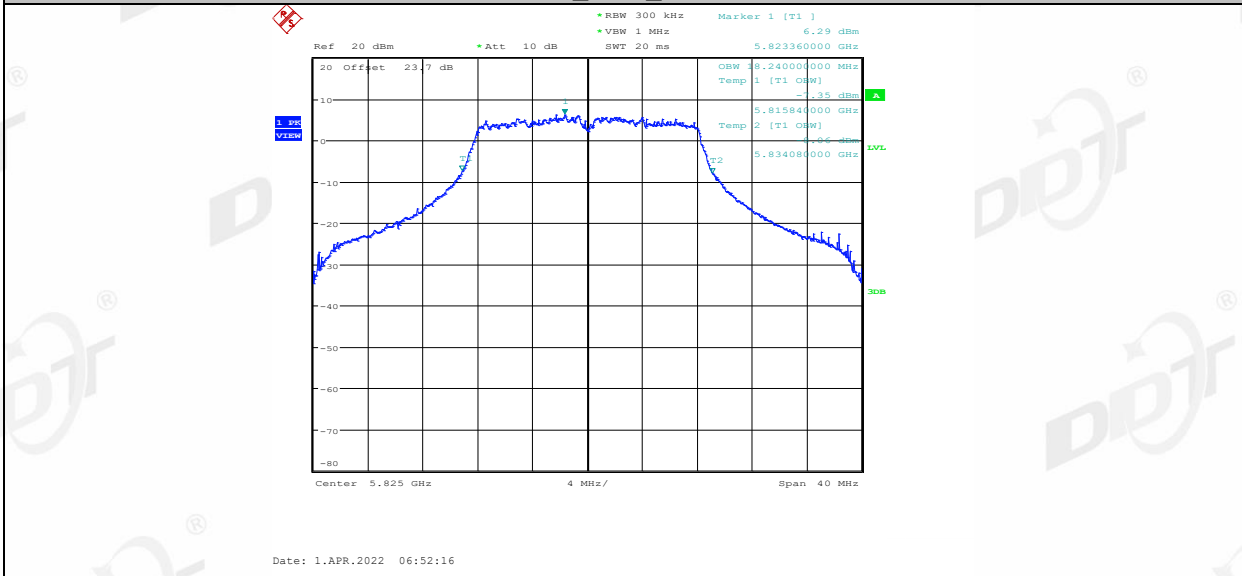
11A_Ant1_5785



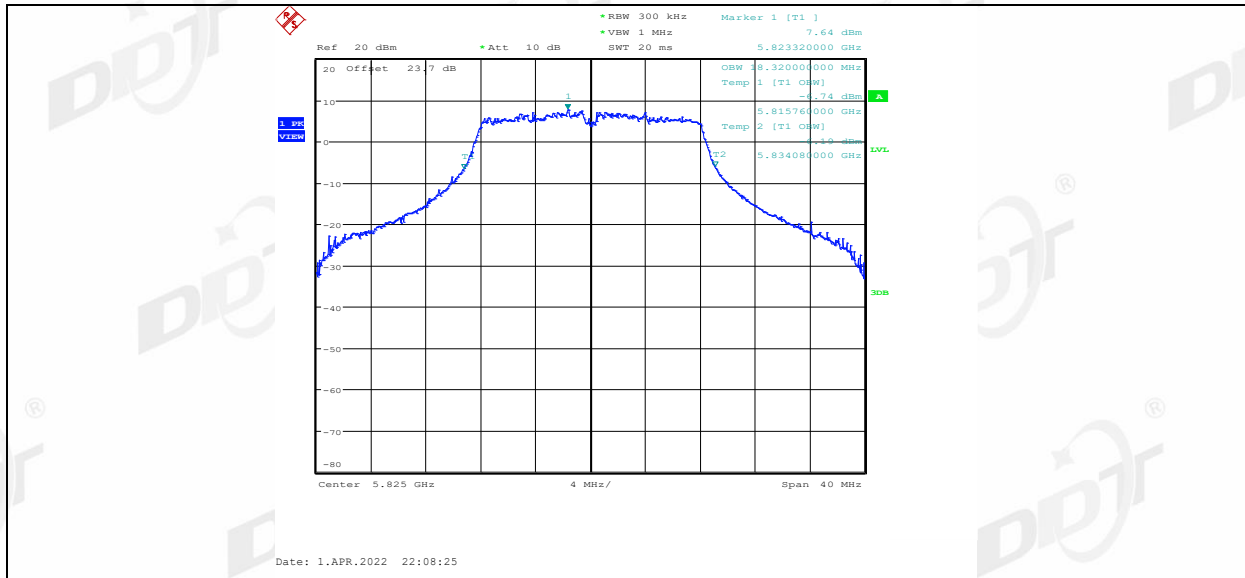
11A_Ant2_5785



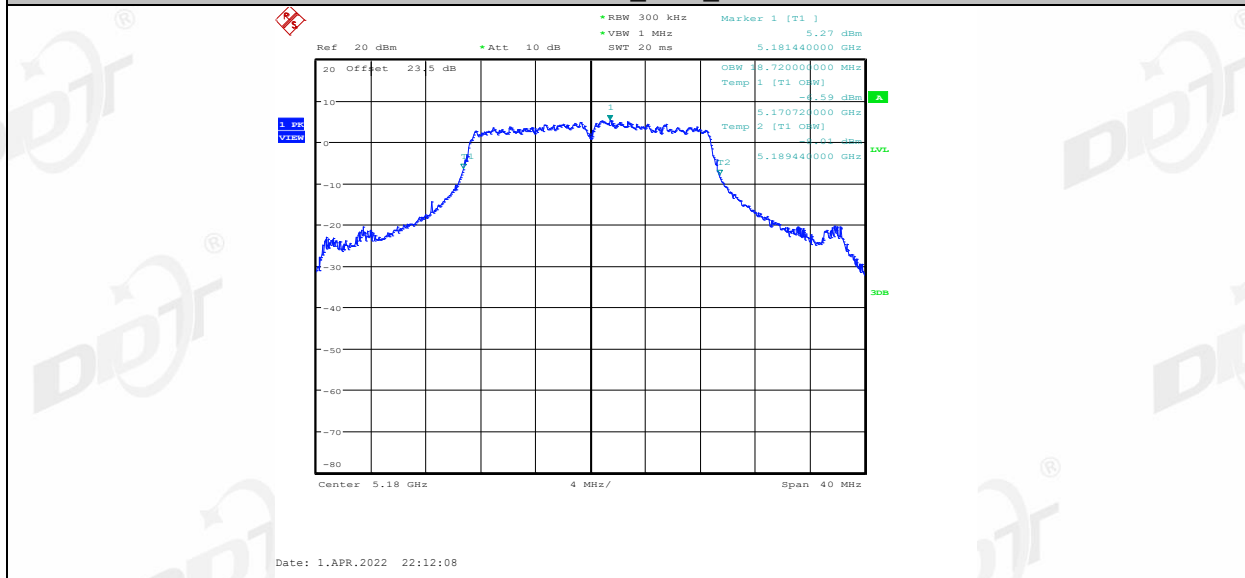
11A_Ant1_5825



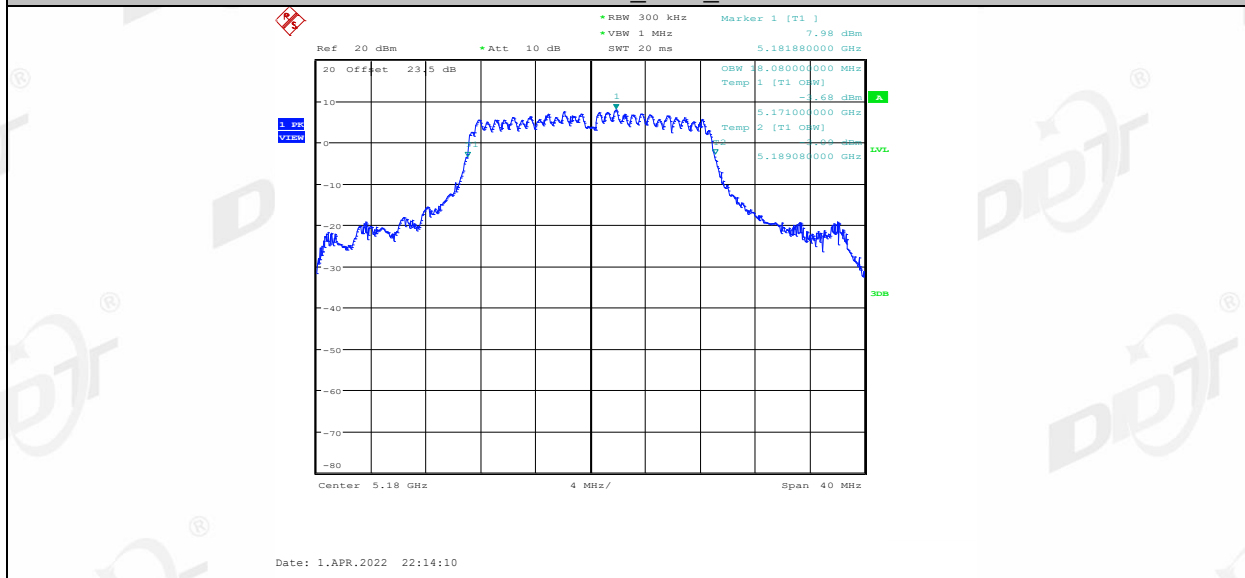
11A_Ant2_5825



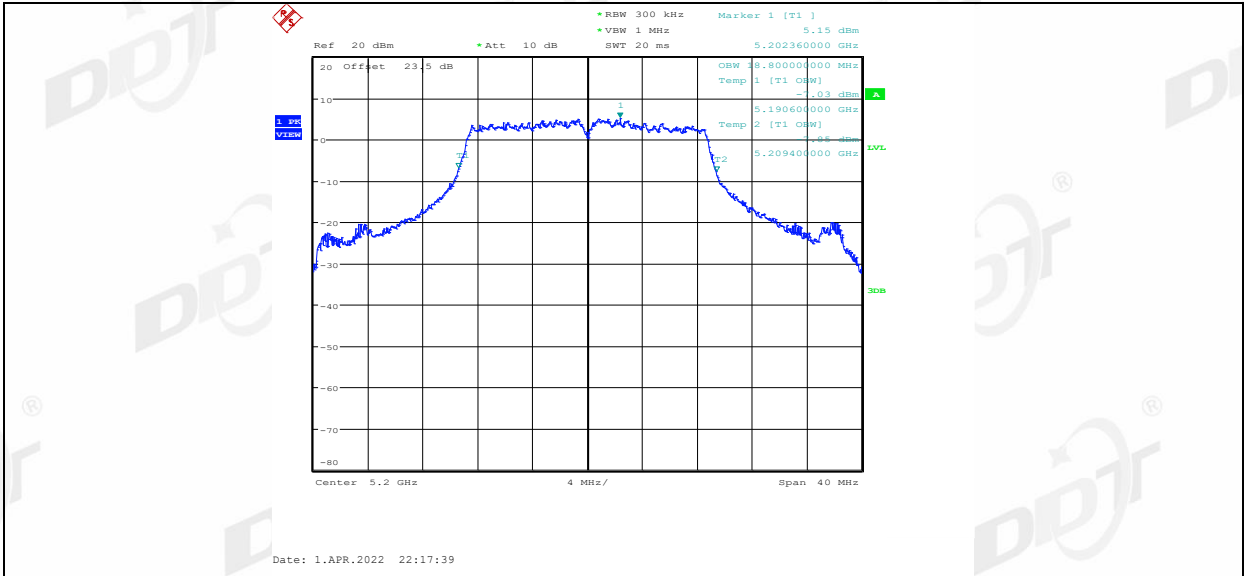
11N20MIMO_Ant1_5180



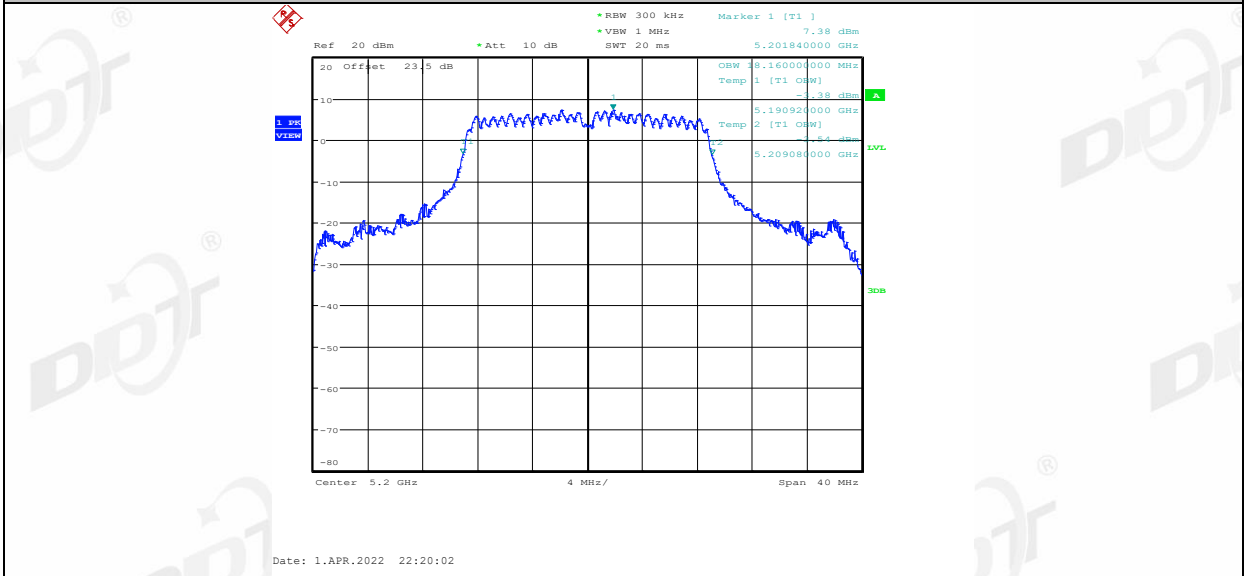
11N20MIMO_Ant2_5180



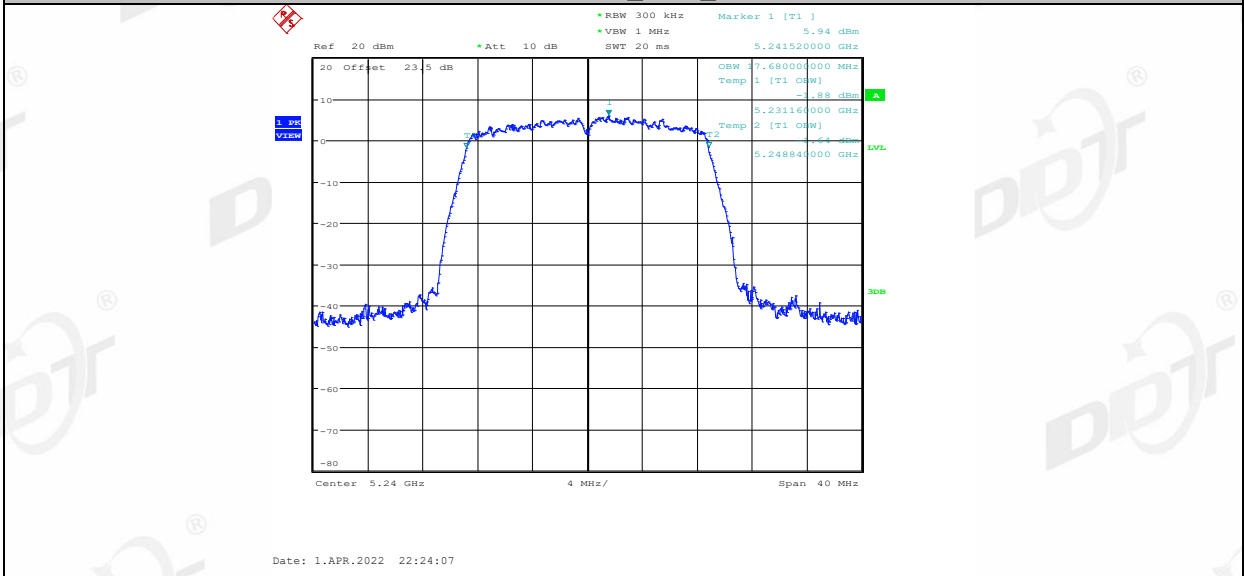
11N20MIMO_Ant1_5200



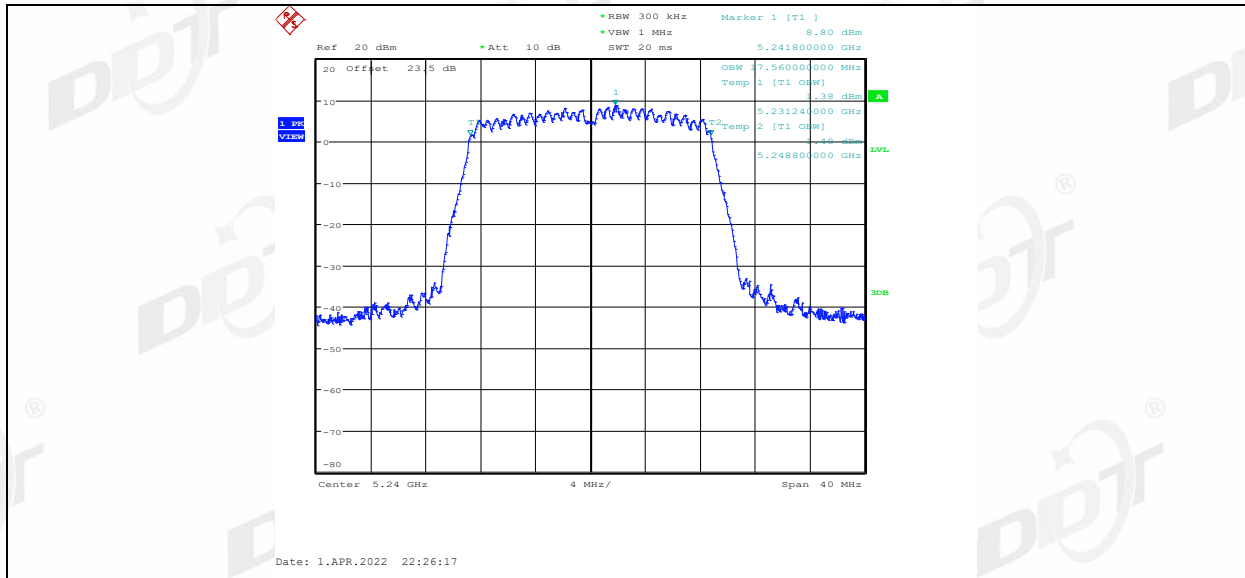
11N20MIMO_Ant2_5200



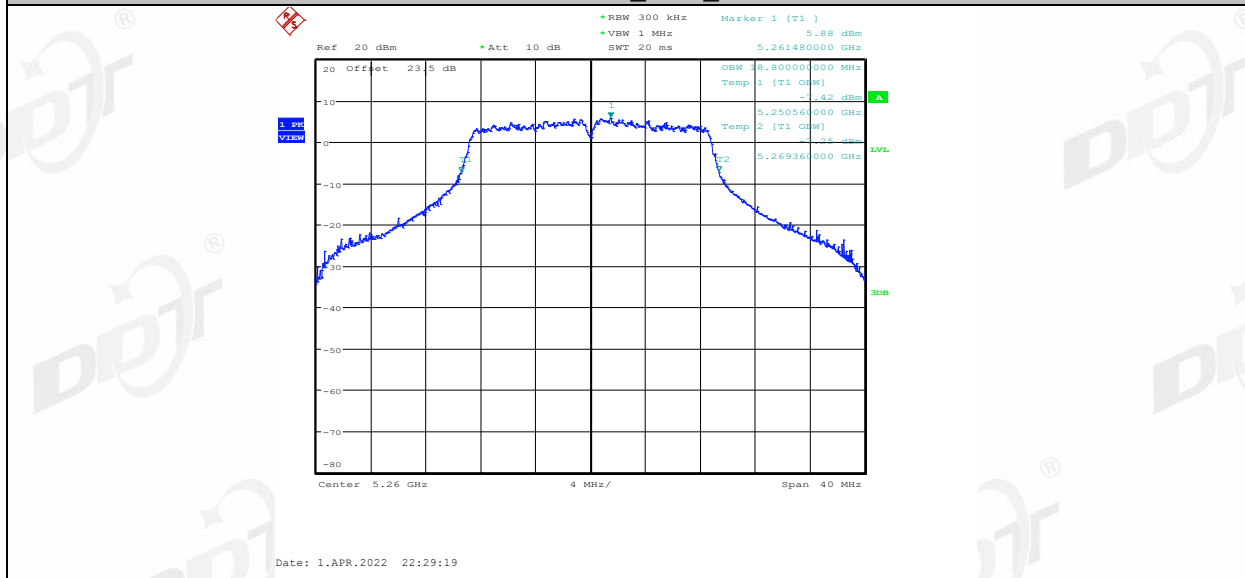
11N20MIMO_Ant1_5240



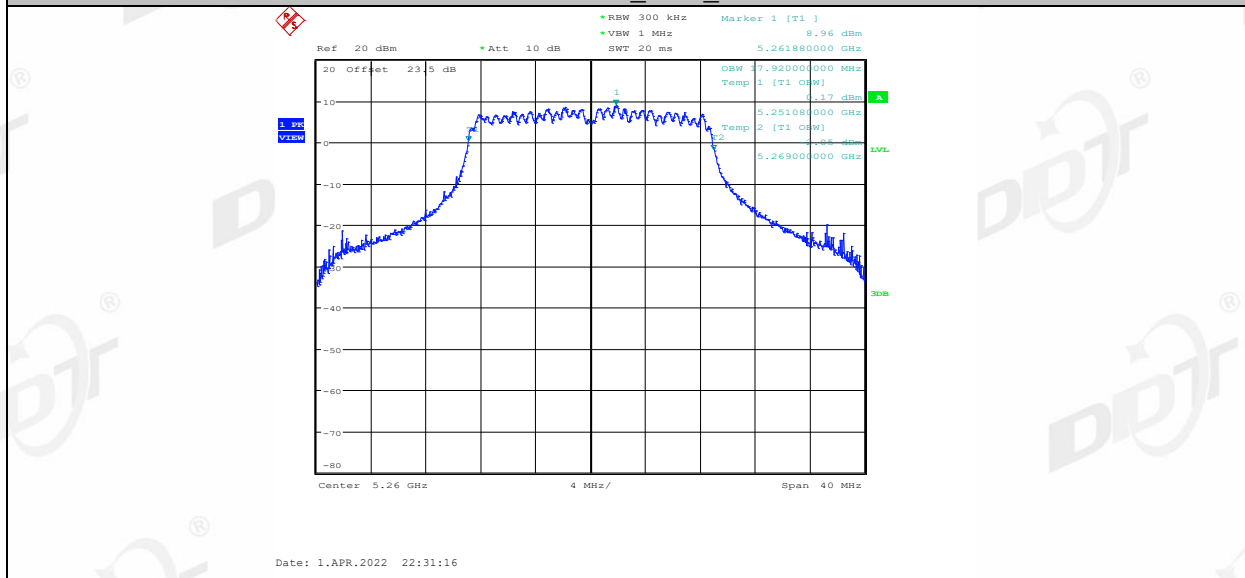
11N20MIMO_Ant2_5240



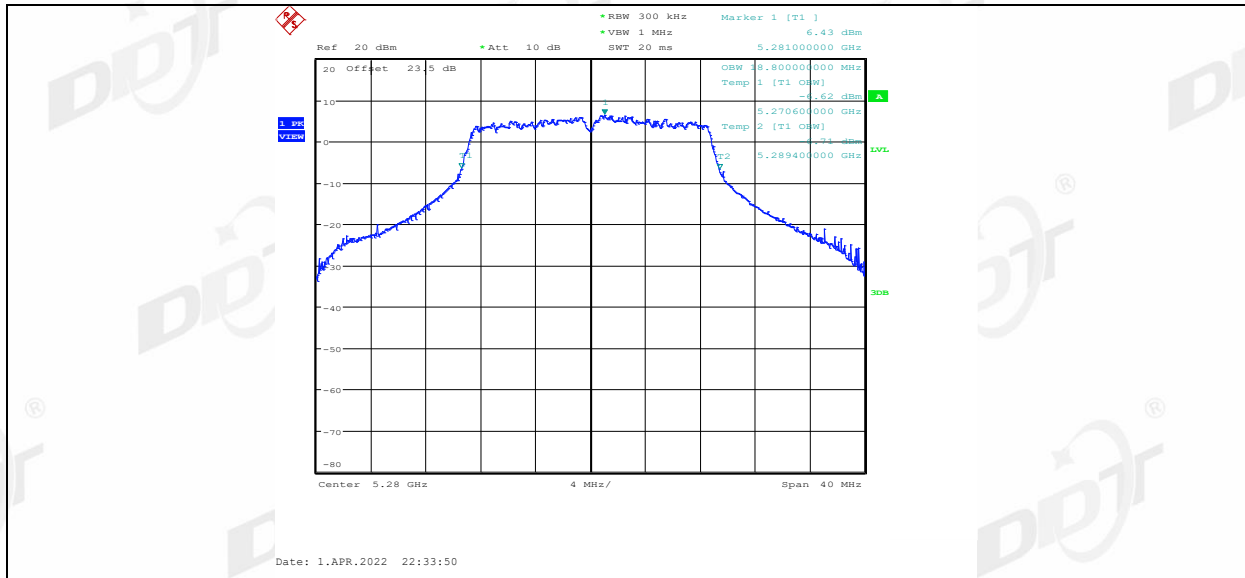
11N20MIMO_Ant1_5260



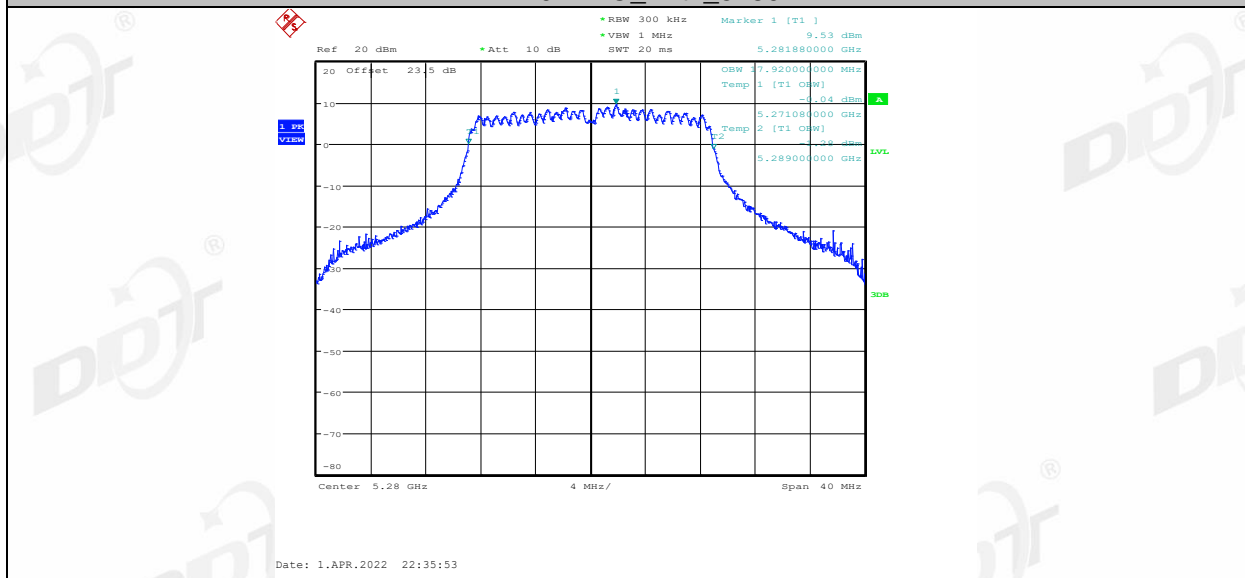
11N20MIMO_Ant2_5260



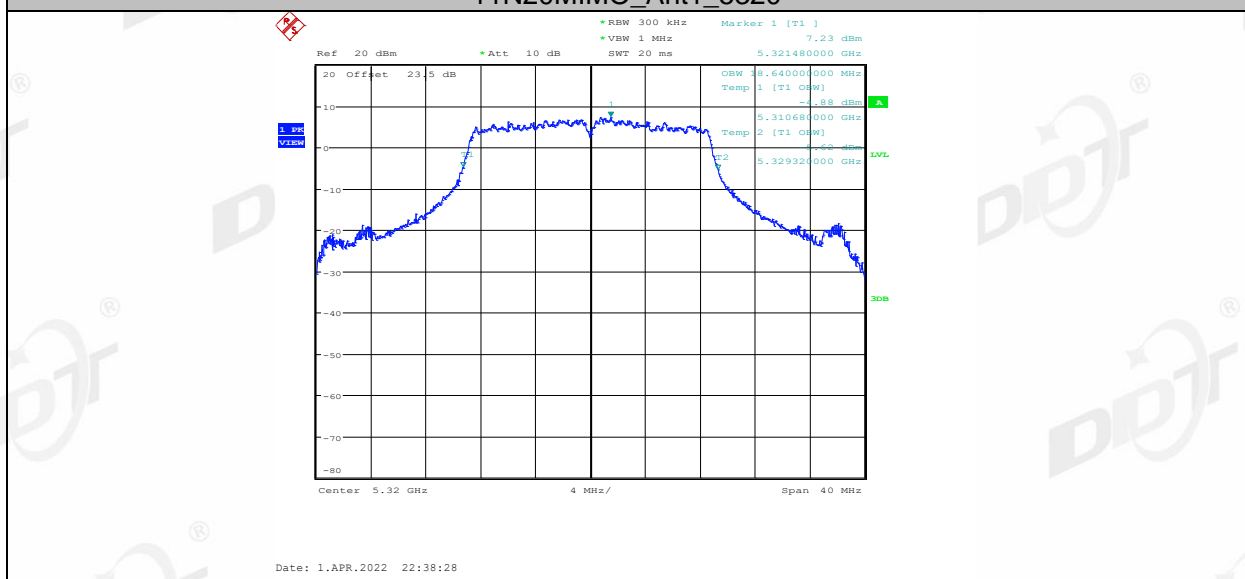
11N20MIMO_Ant1_5280



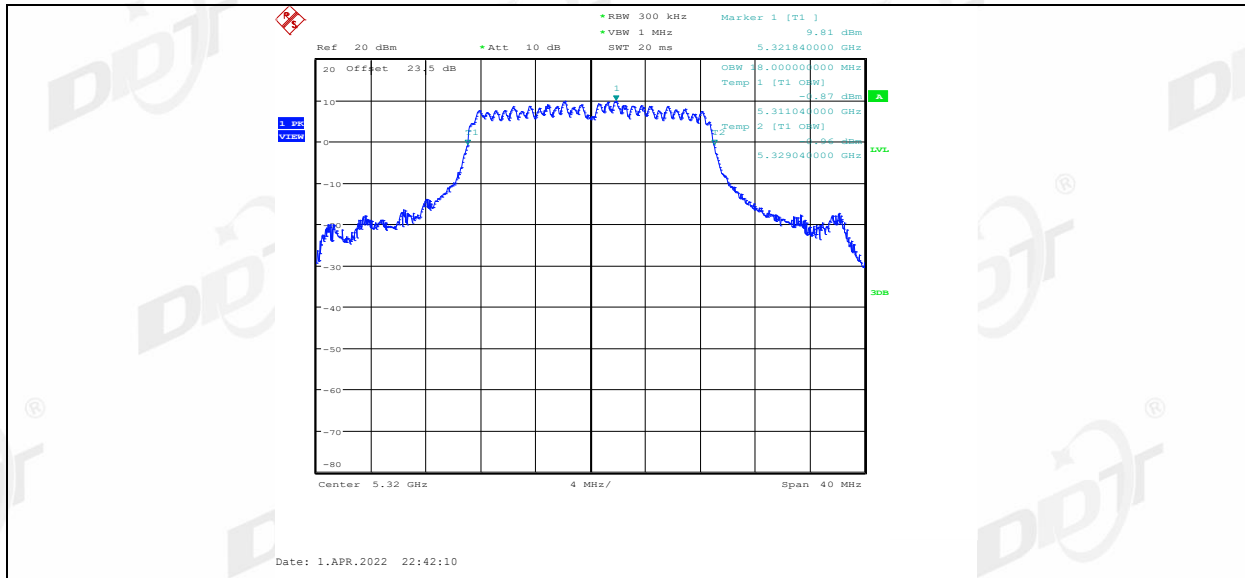
11N20MIMO_Ant2_5280



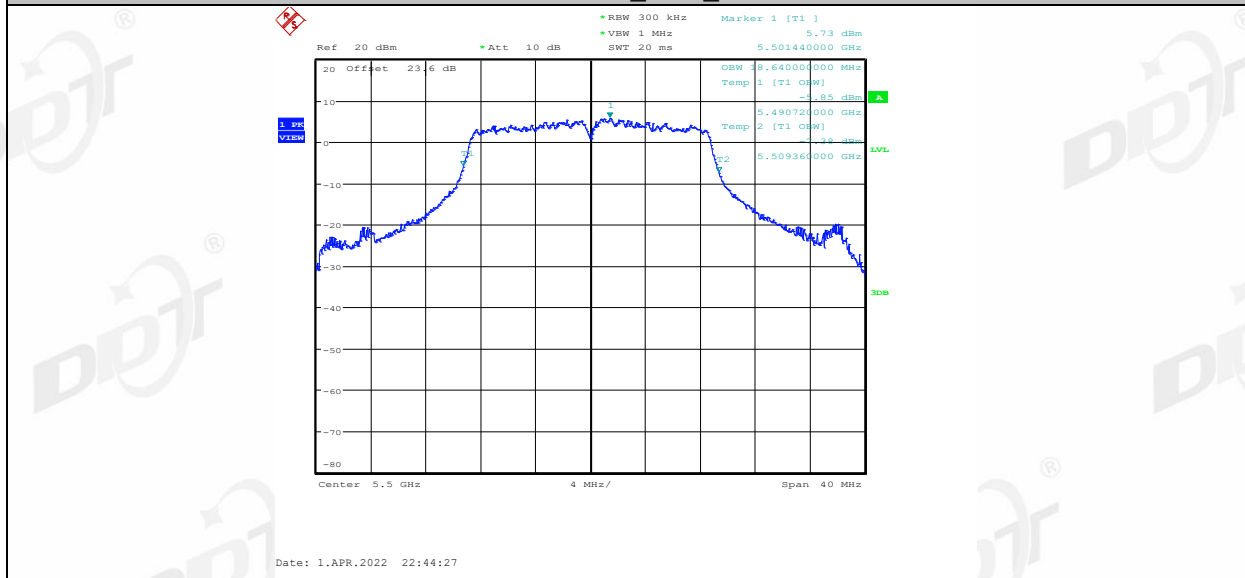
11N20MIMO_Ant1_5320



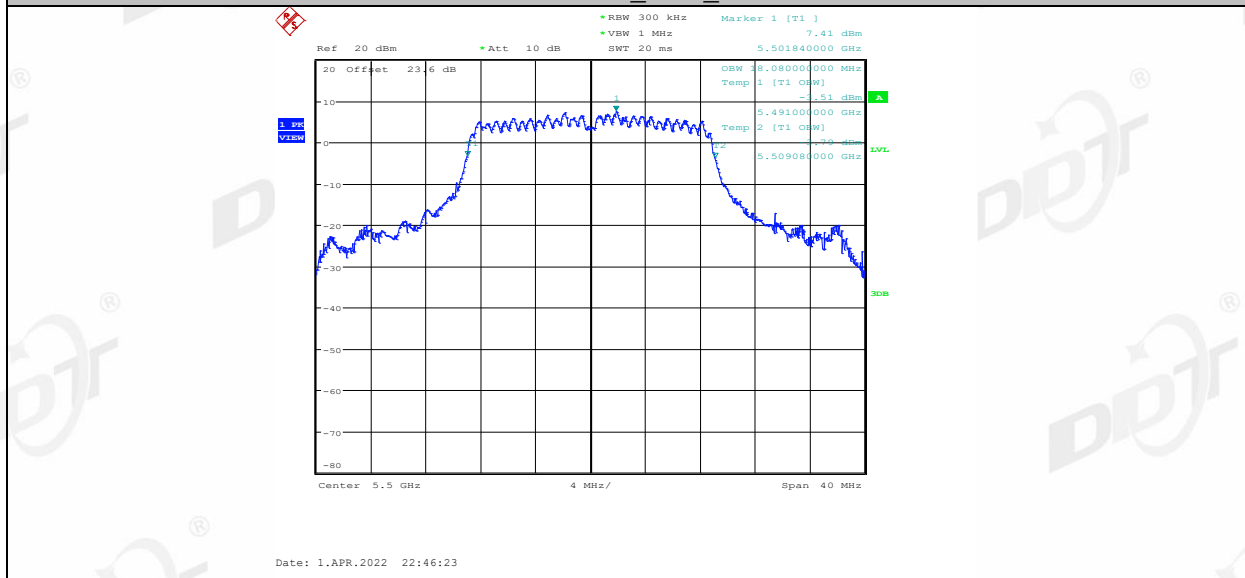
11N20MIMO_Ant2_5320



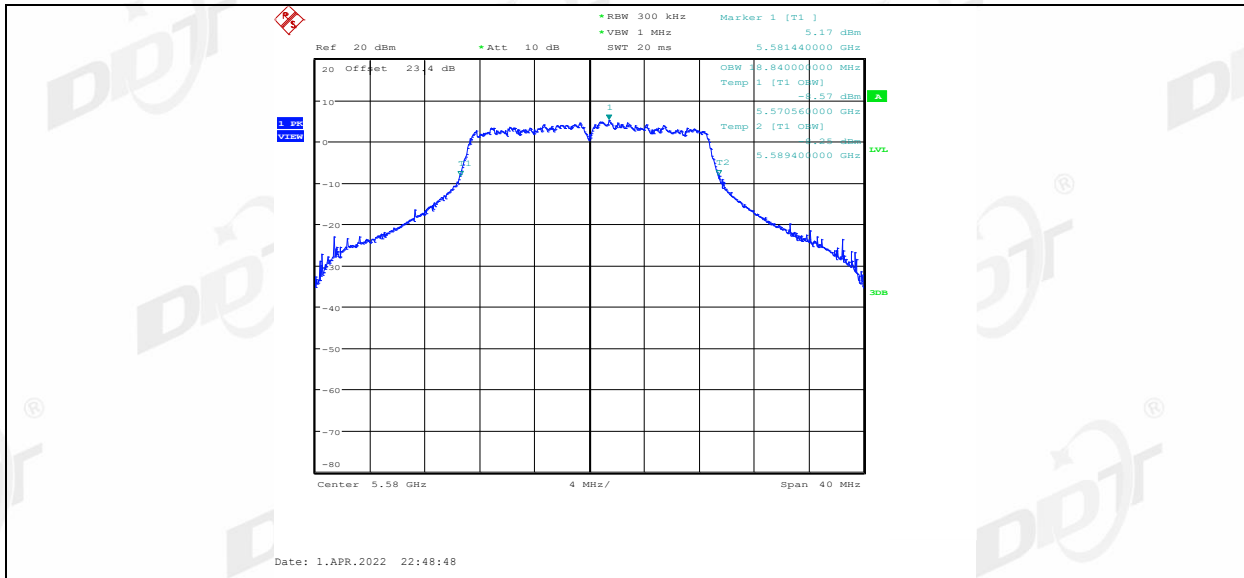
11N20MIMO_Ant1_5500



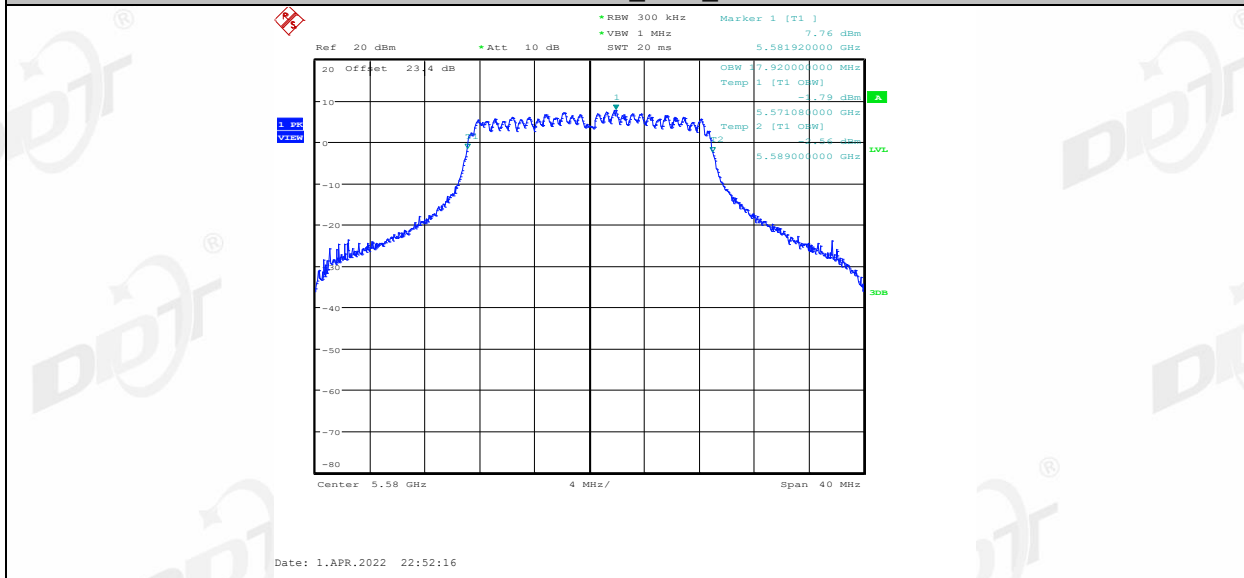
11N20MIMO_Ant2_5500



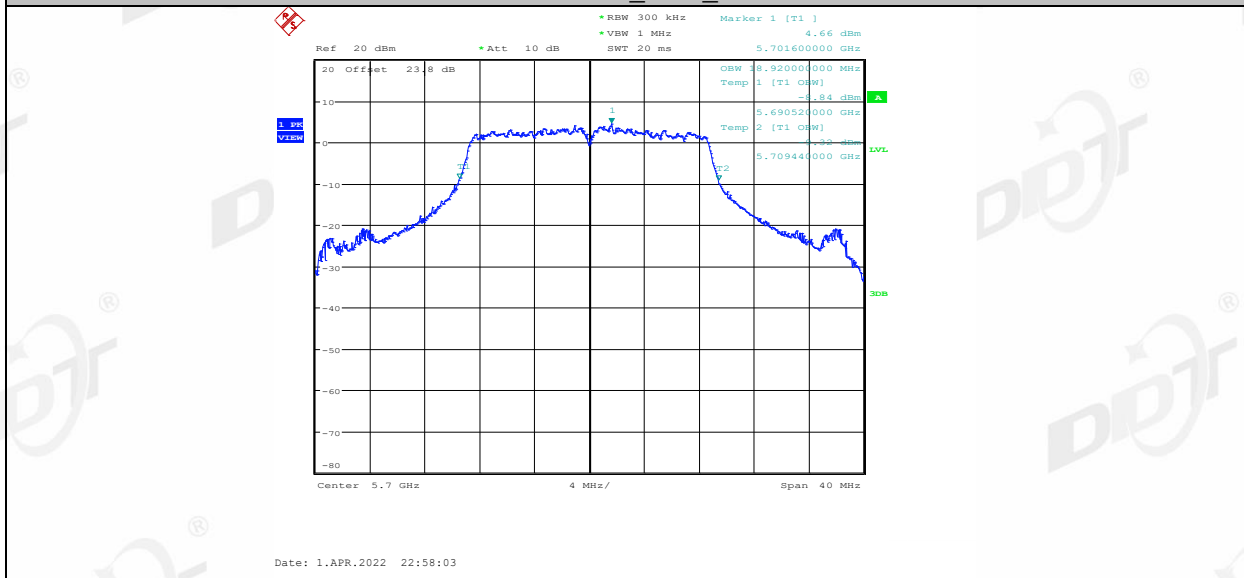
11N20MIMO_Ant1_5580



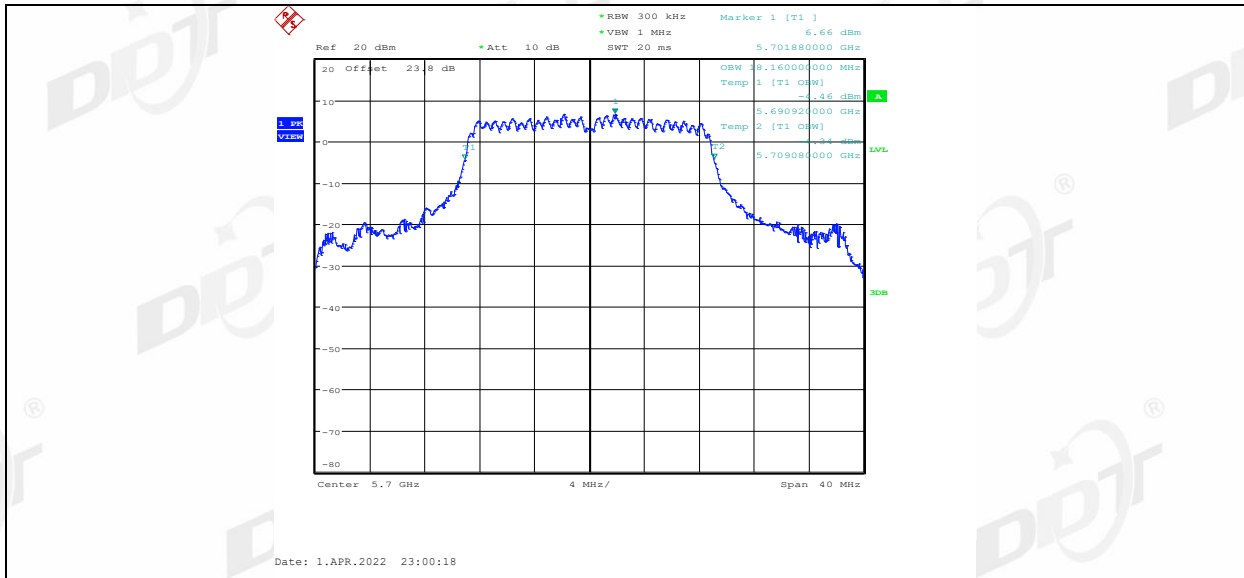
11N20MIMO_Ant2_5580



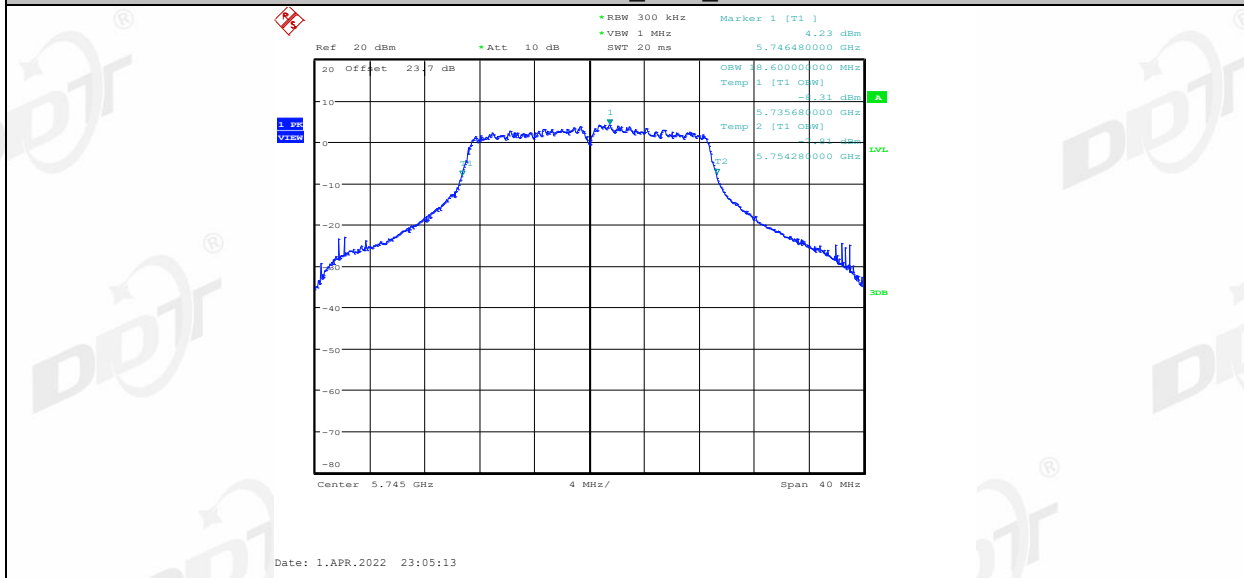
11N20MIMO_Ant1_5700



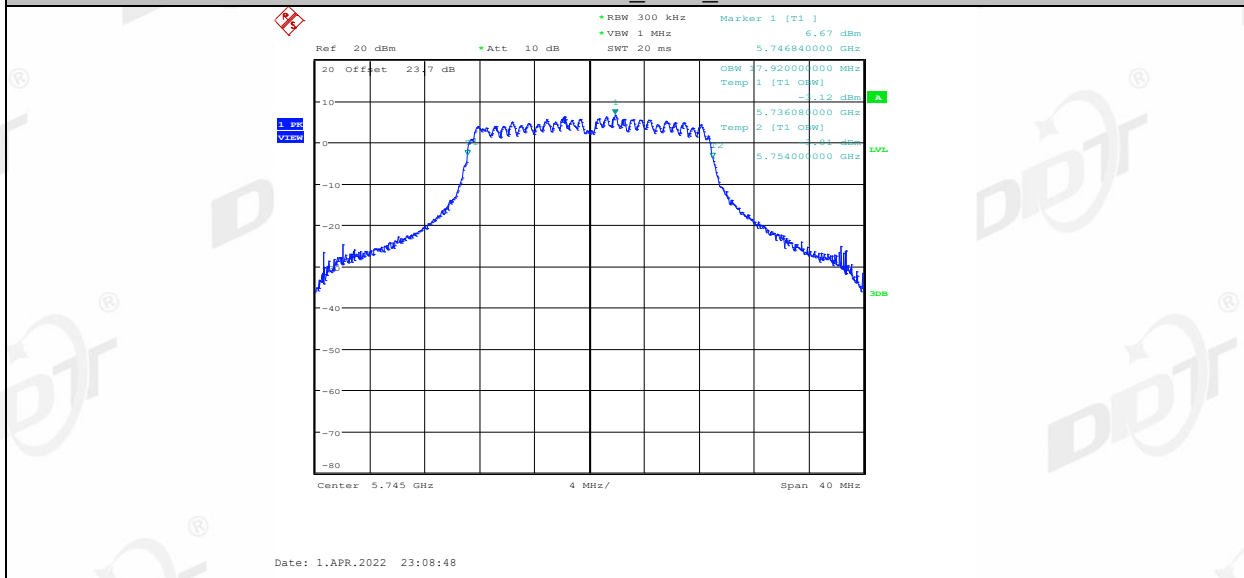
11N20MIMO_Ant2_5700



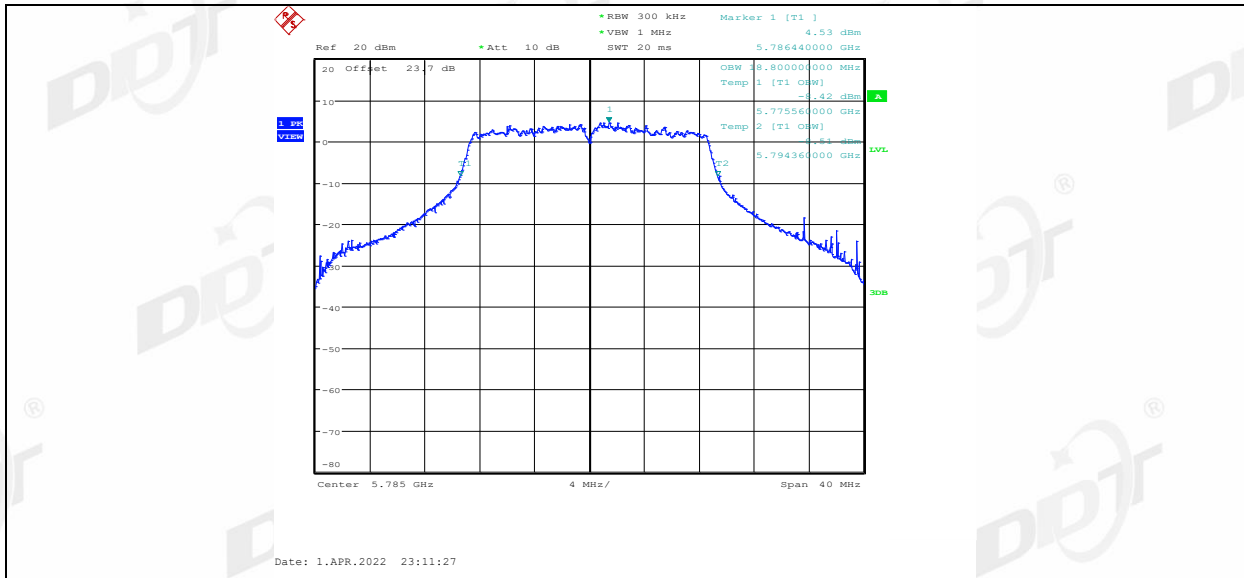
11N20MIMO_Ant1_5745



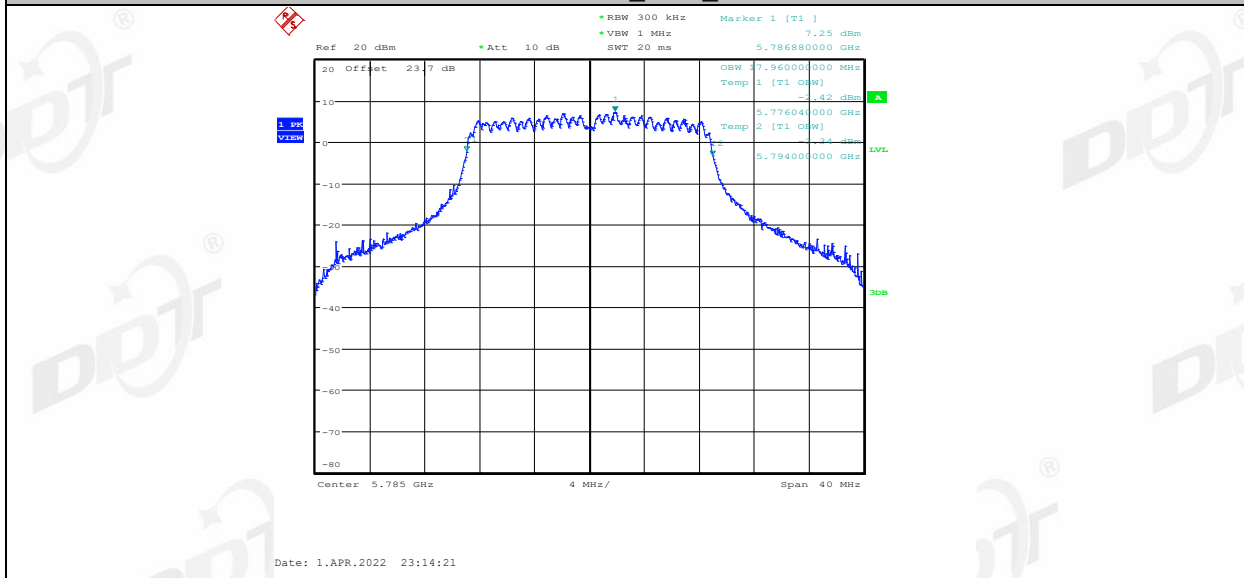
11N20MIMO_Ant2_5745



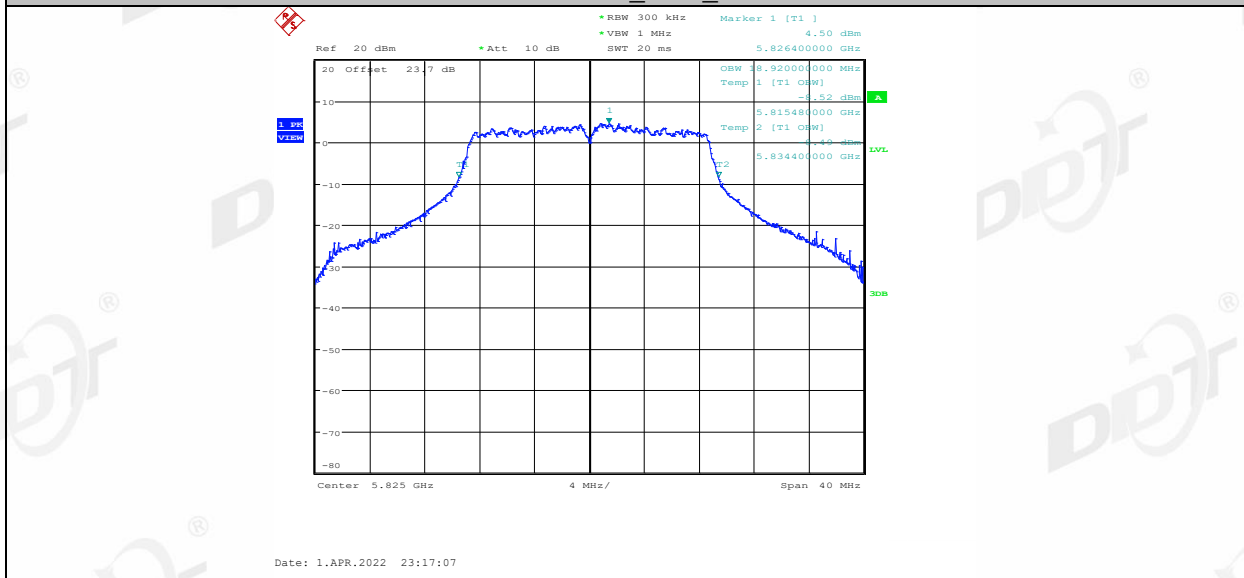
11N20MIMO_Ant1_5785



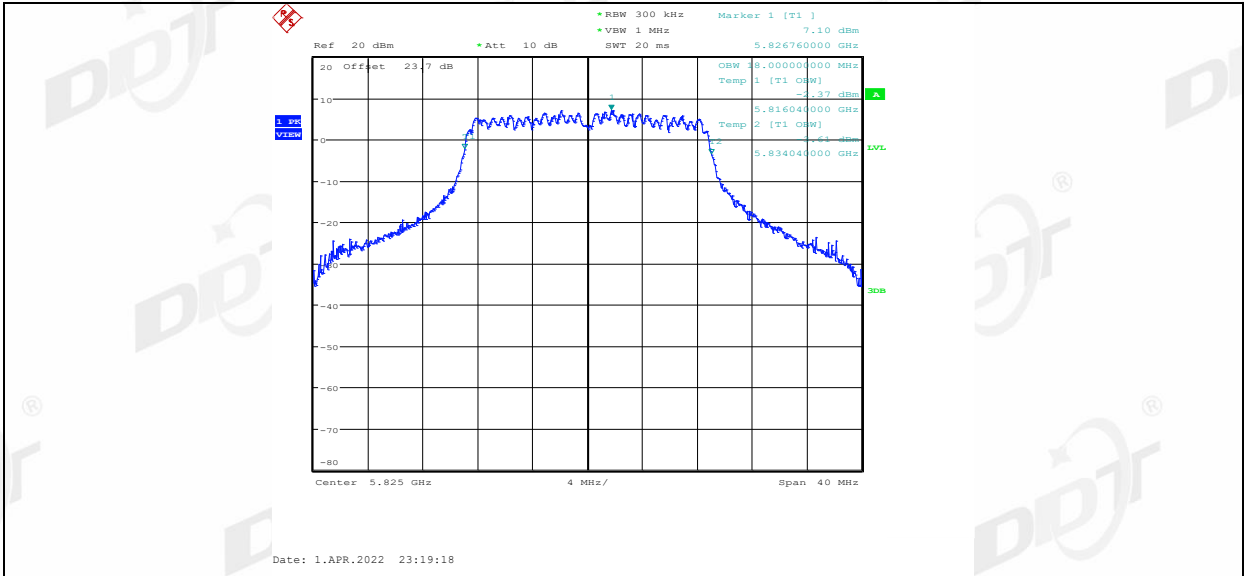
11N20MIMO_Ant2_5785



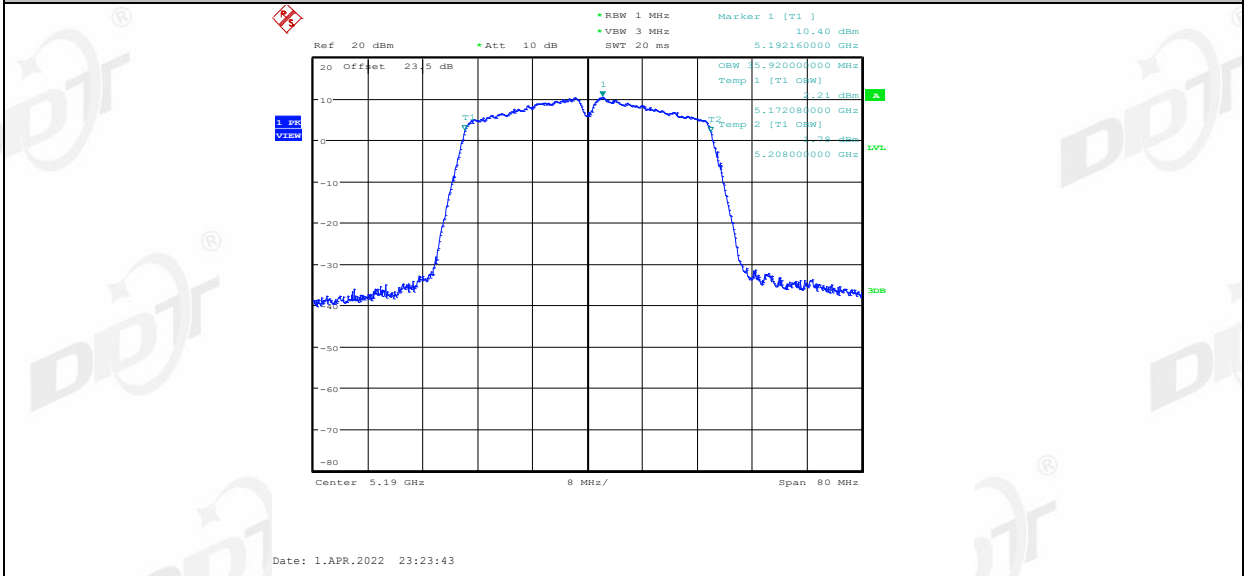
11N20MIMO_Ant1_5825



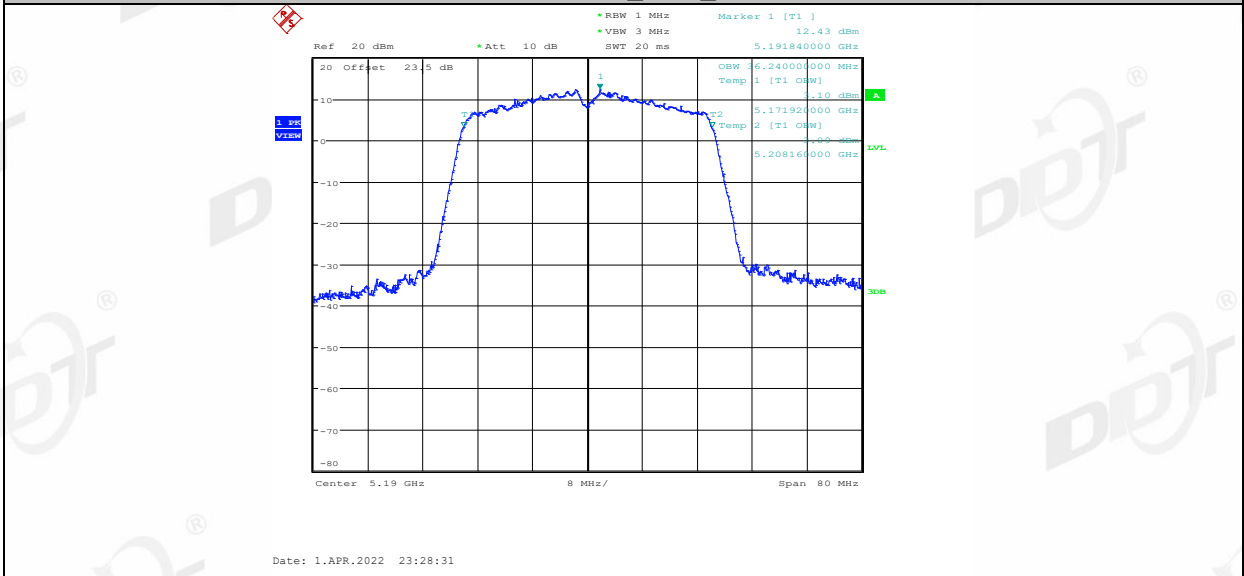
11N20MIMO_Ant2_5825



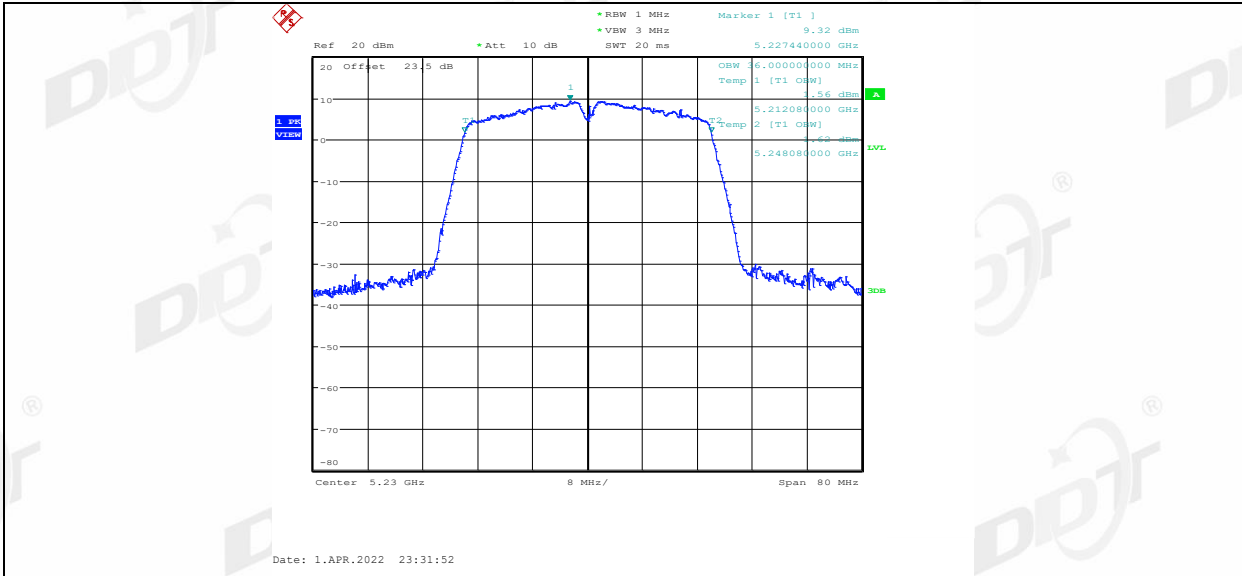
11N40MIMO_Ant1_5190



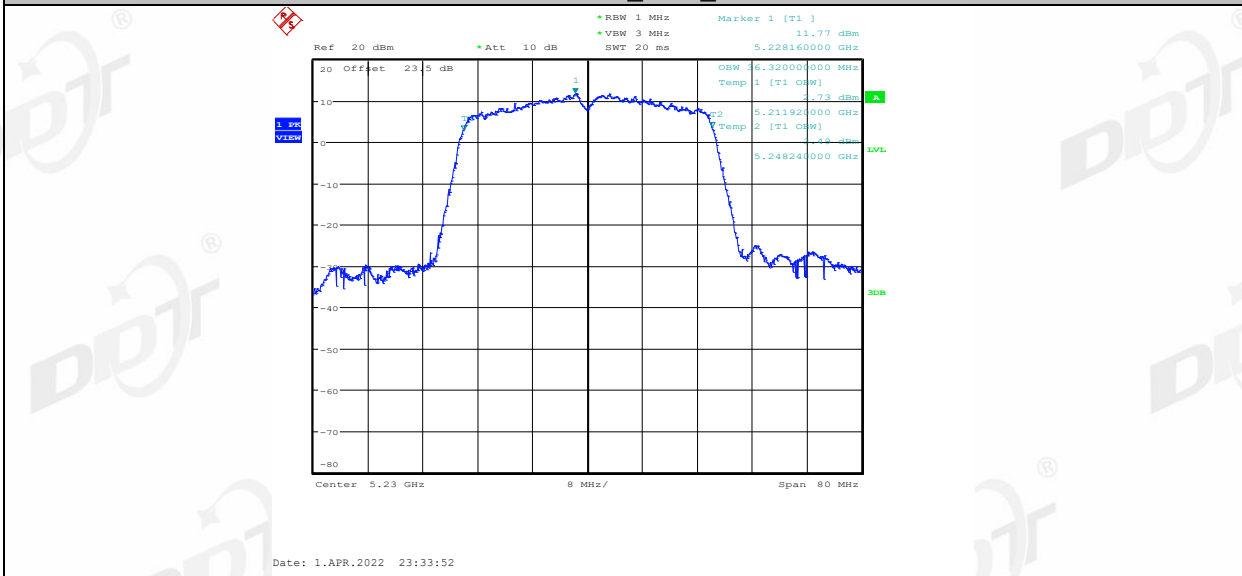
11N40MIMO_Ant2_5190



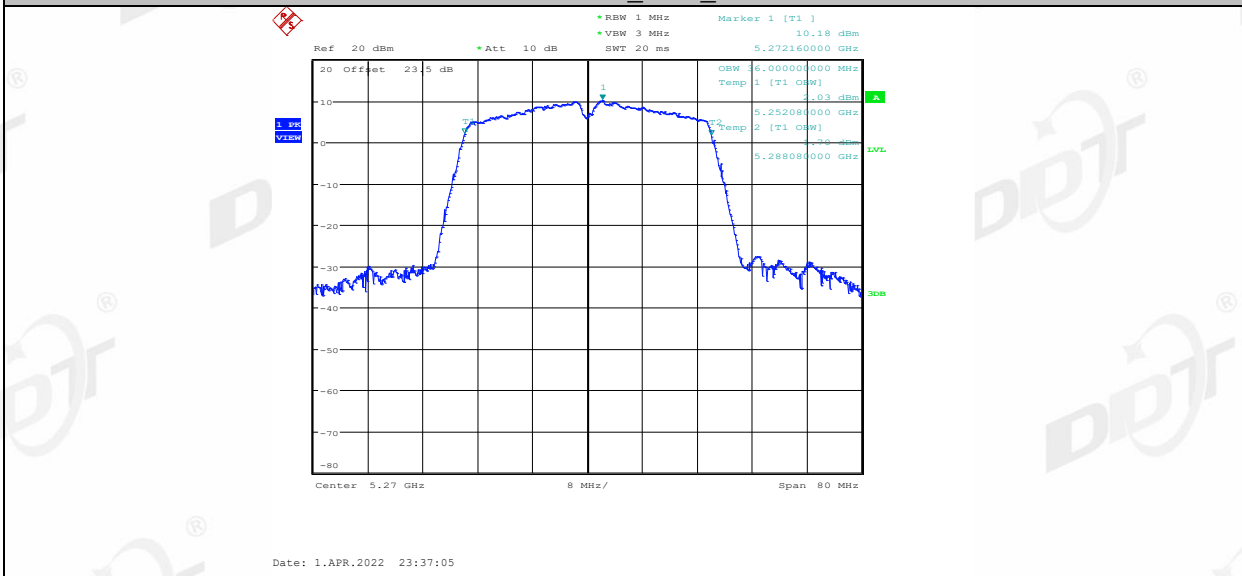
11N40MIMO_Ant1_5230



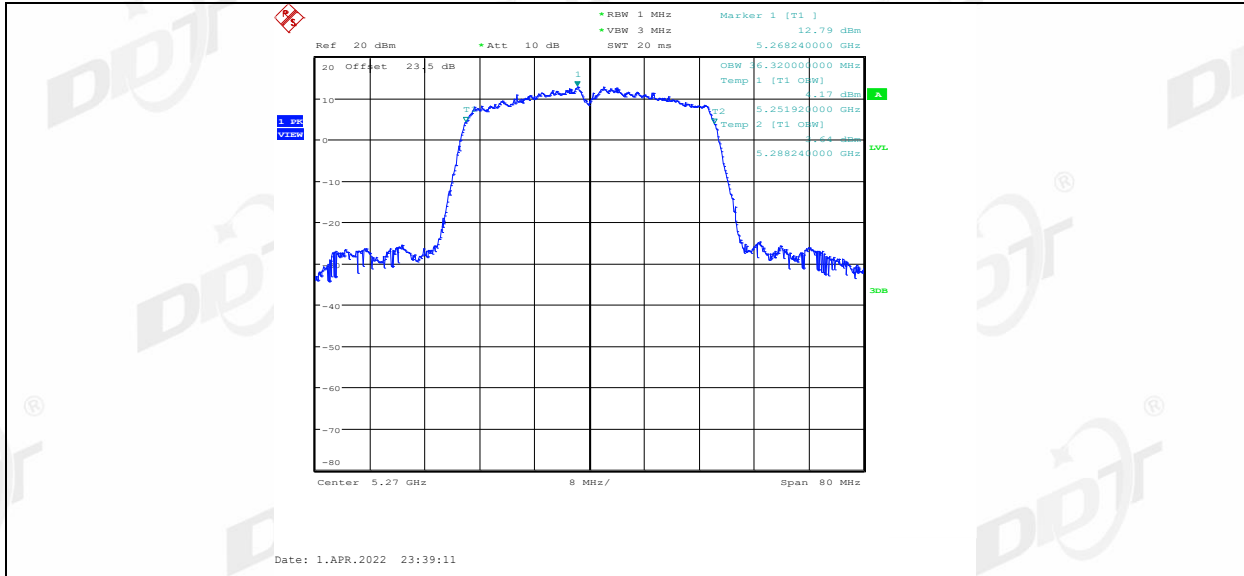
11N40MIMO_Ant2_5230



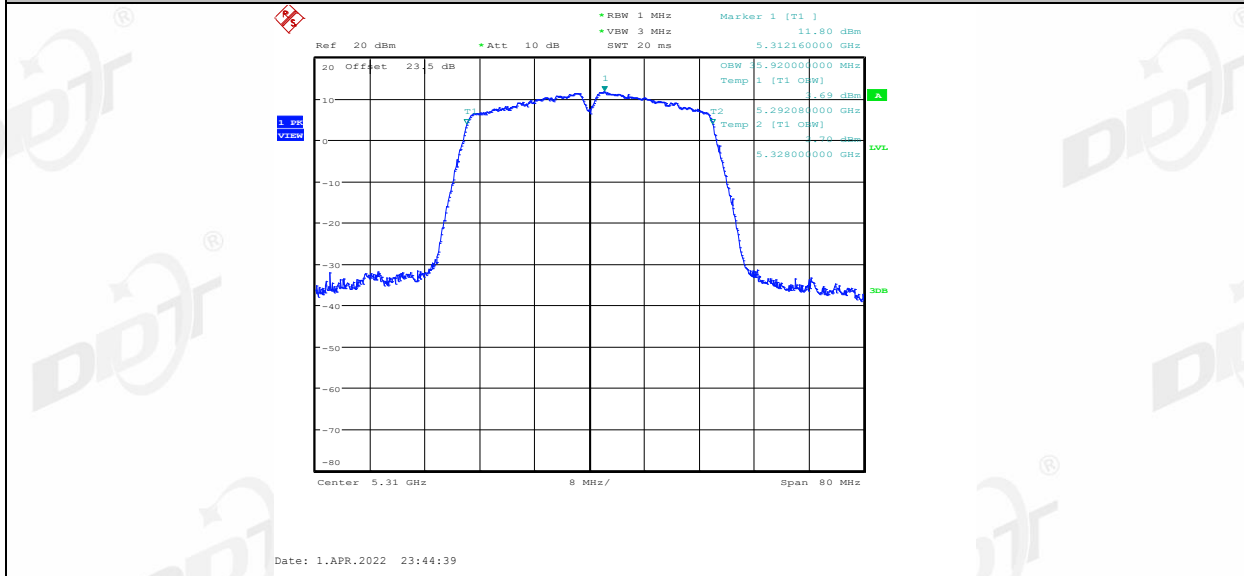
11N40MIMO_Ant1_5270



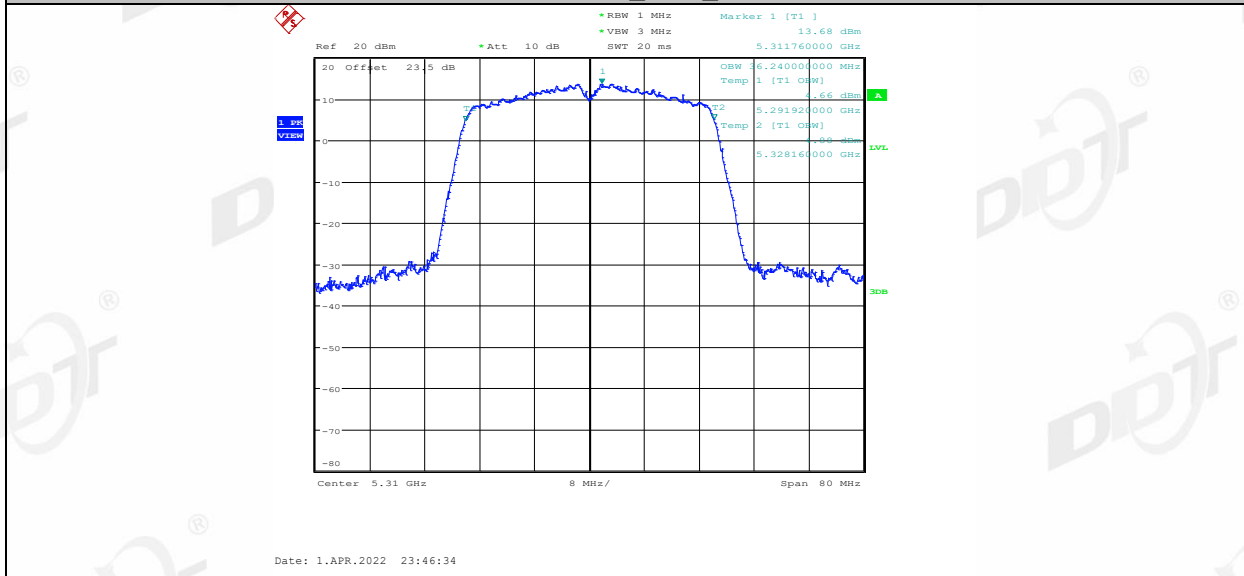
11N40MIMO_Ant2_5270



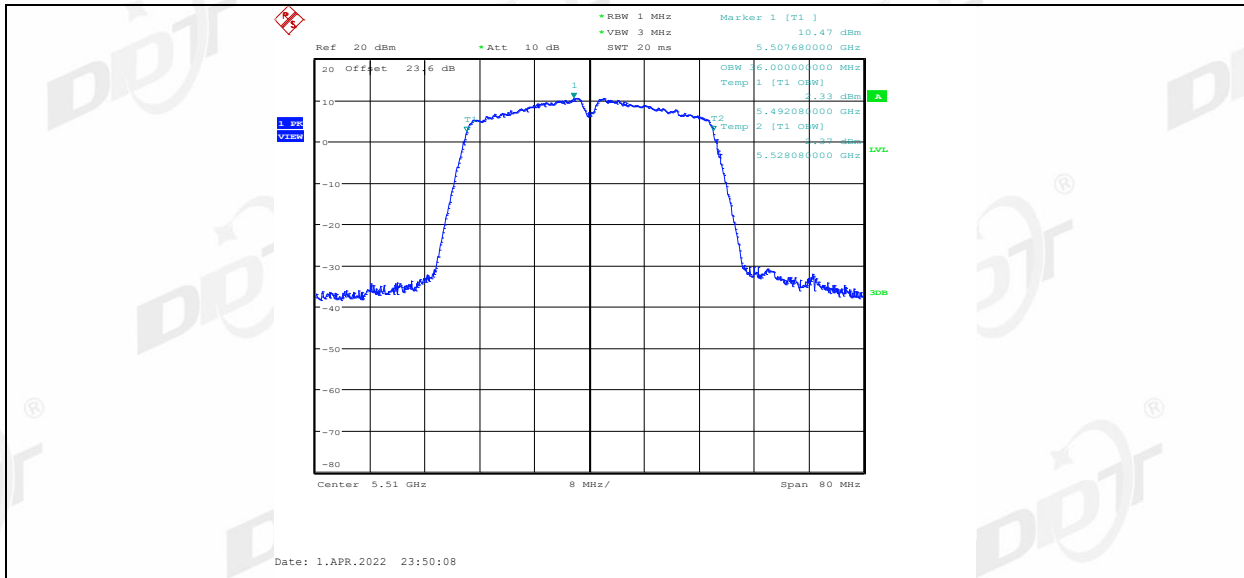
11N40MIMO_Ant1_5310



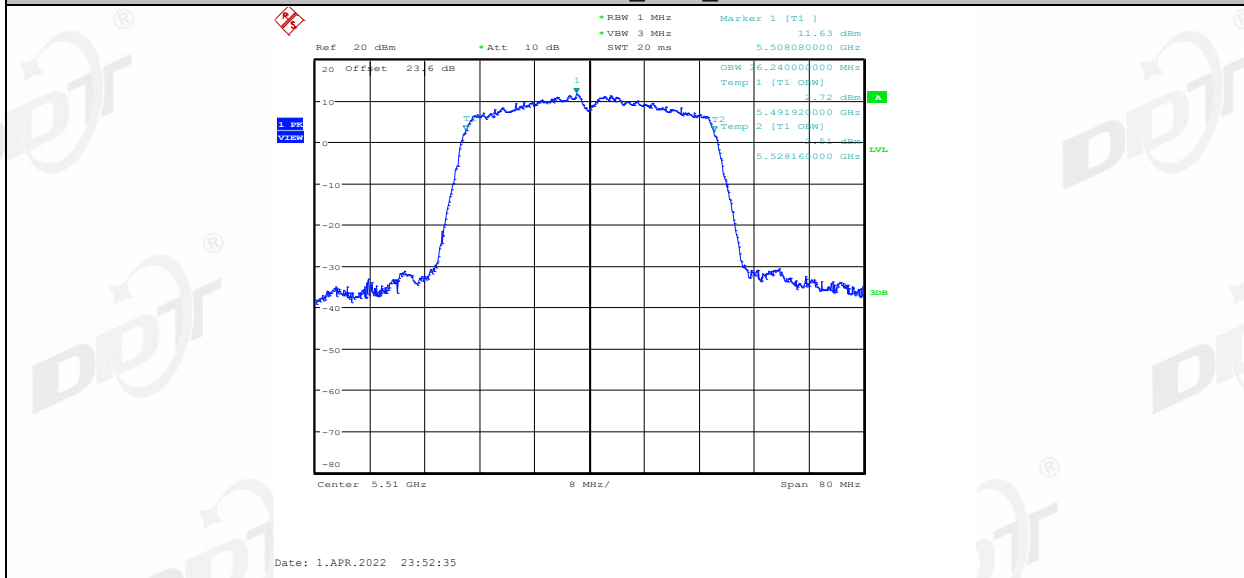
11N40MIMO_Ant2_5310



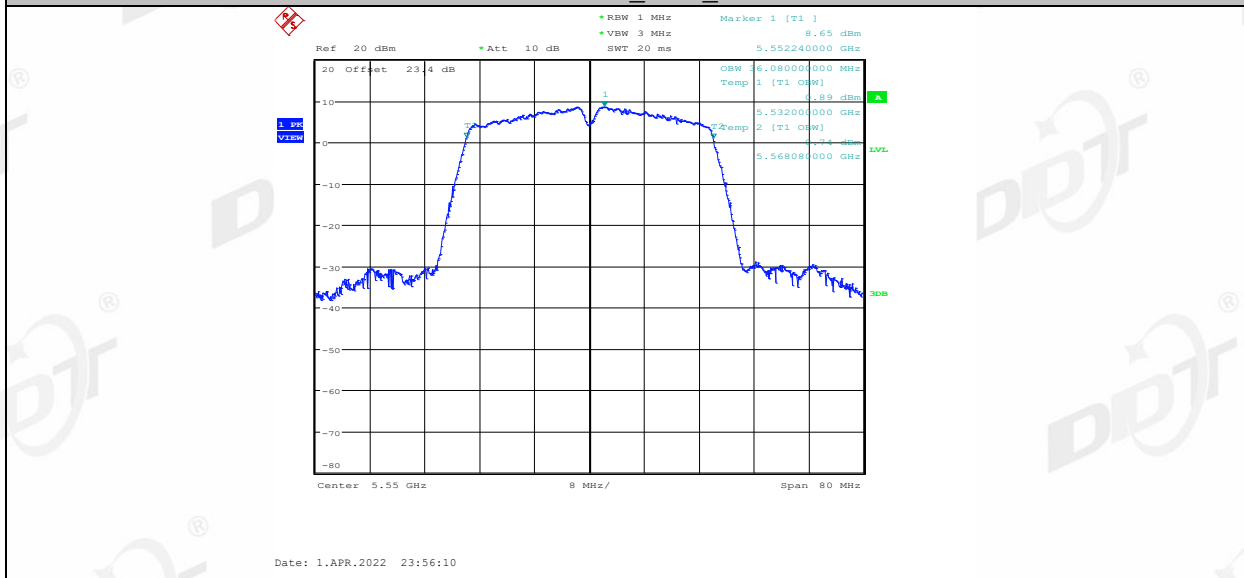
11N40MIMO_Ant1_5510



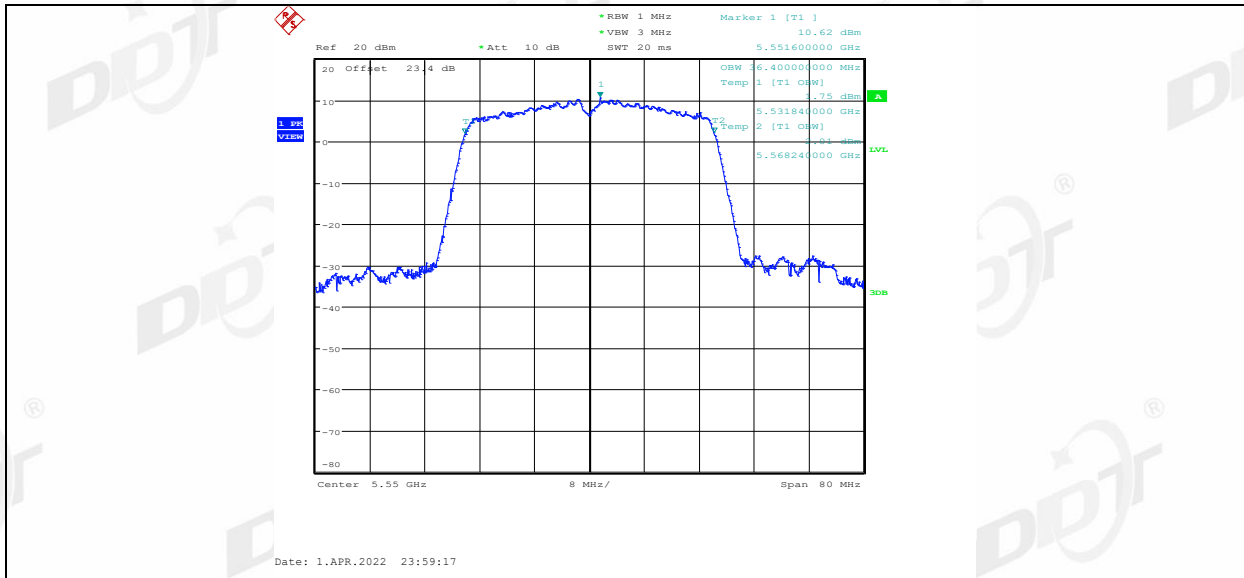
11N40MIMO_Ant2_5510



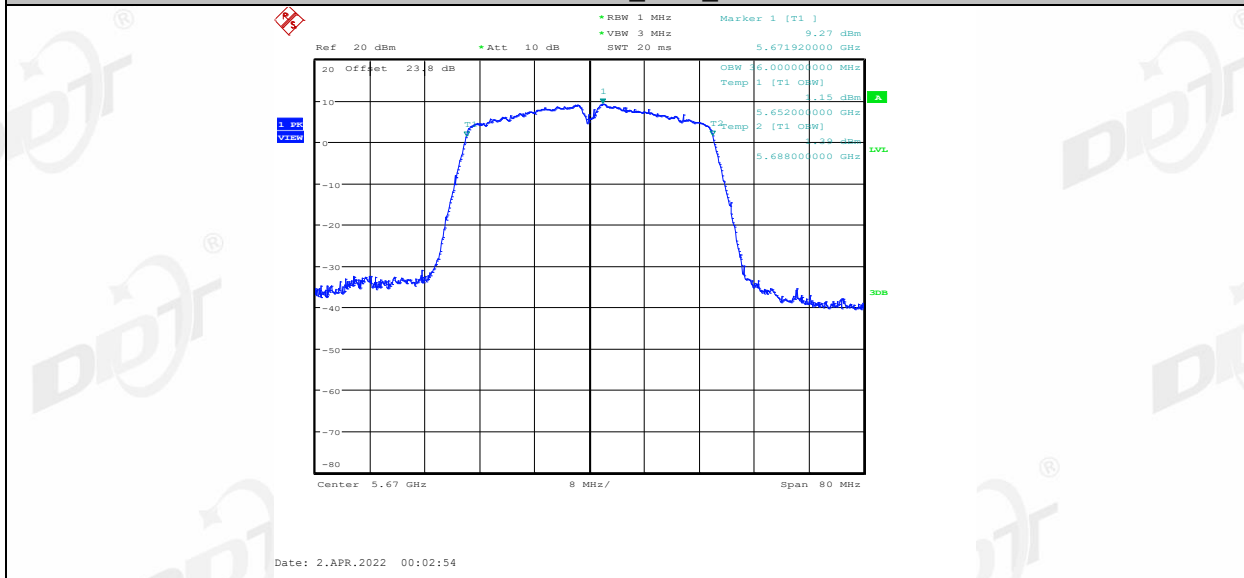
11N40MIMO_Ant1_5550



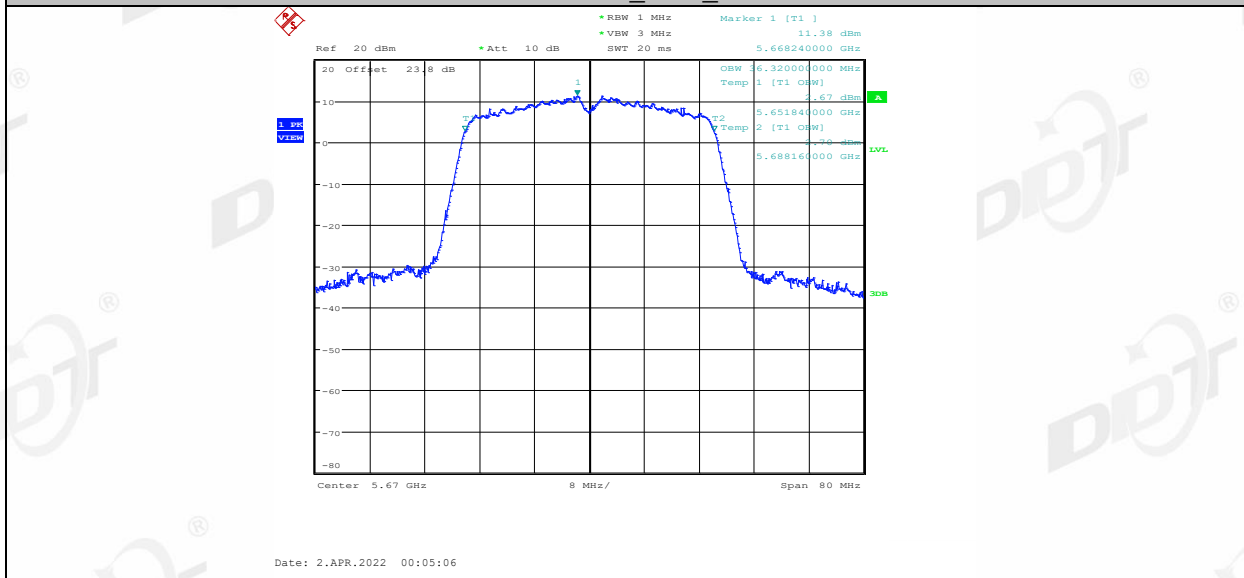
11N40MIMO_Ant2_5550



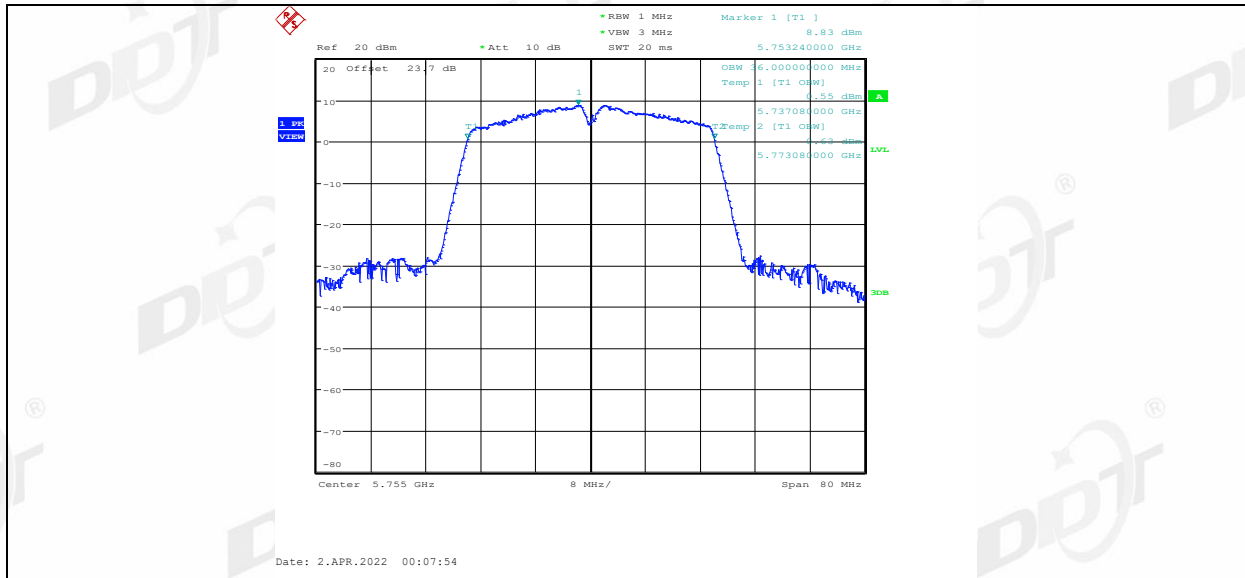
11N40MIMO_Ant1_5670



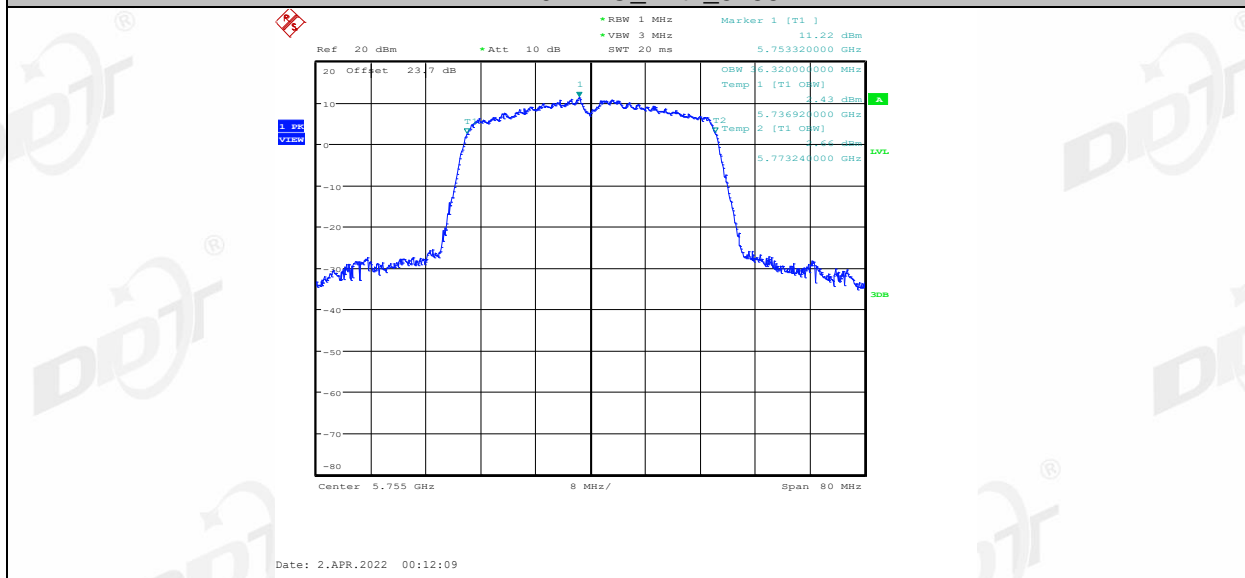
11N40MIMO_Ant2_5670



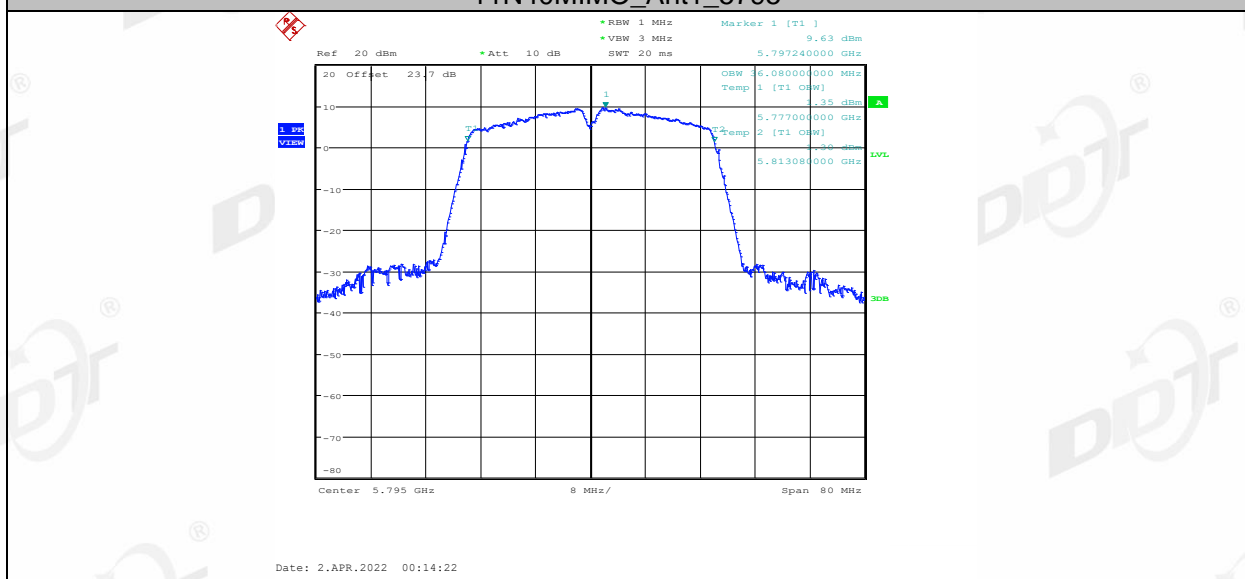
11N40MIMO_Ant1_5755



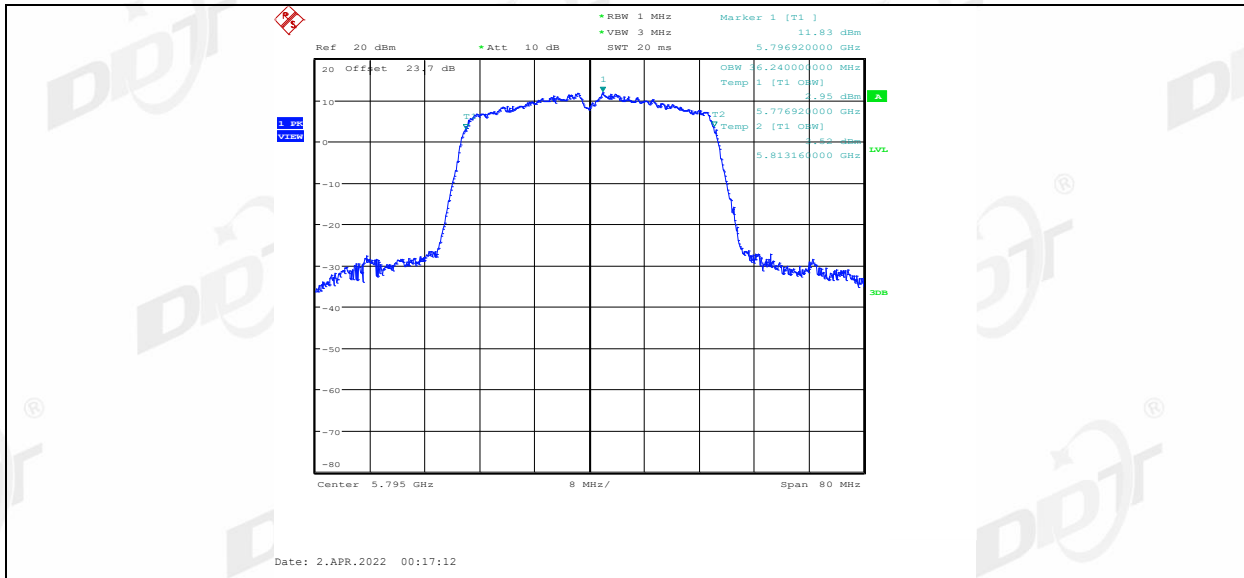
11N40MIMO_Ant2_5755



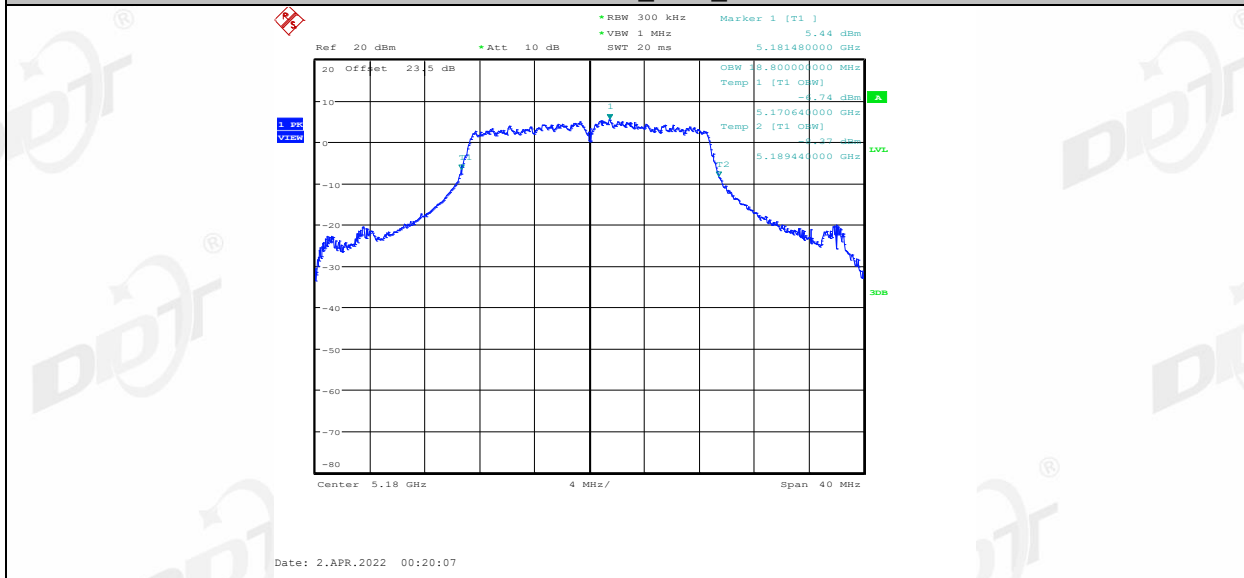
11N40MIMO_Ant1_5795



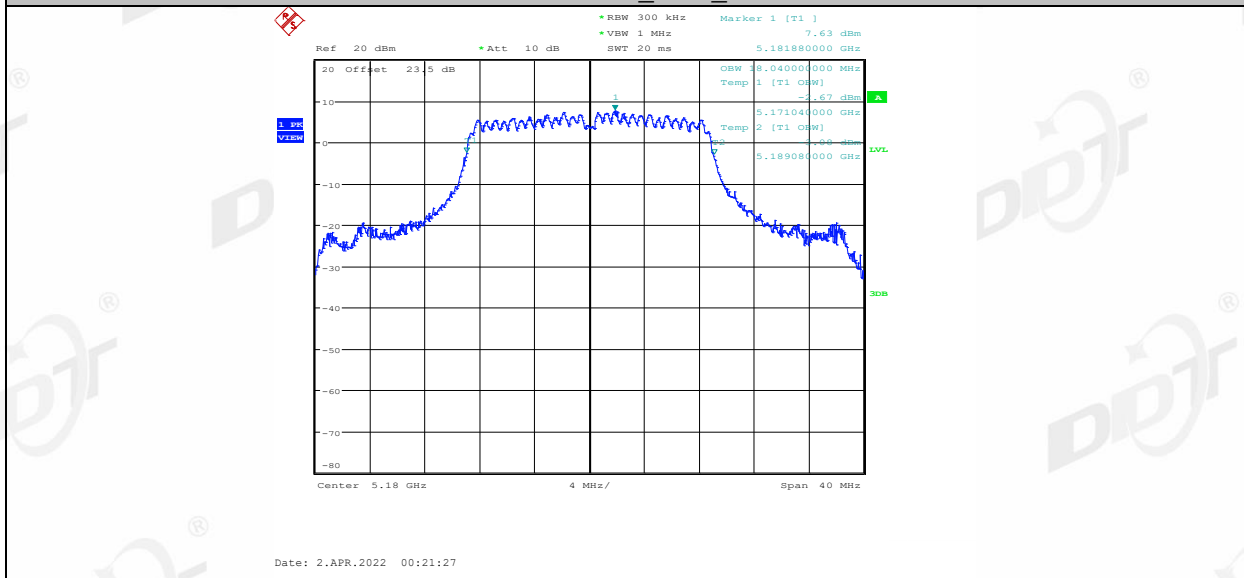
11N40MIMO_Ant2_5795



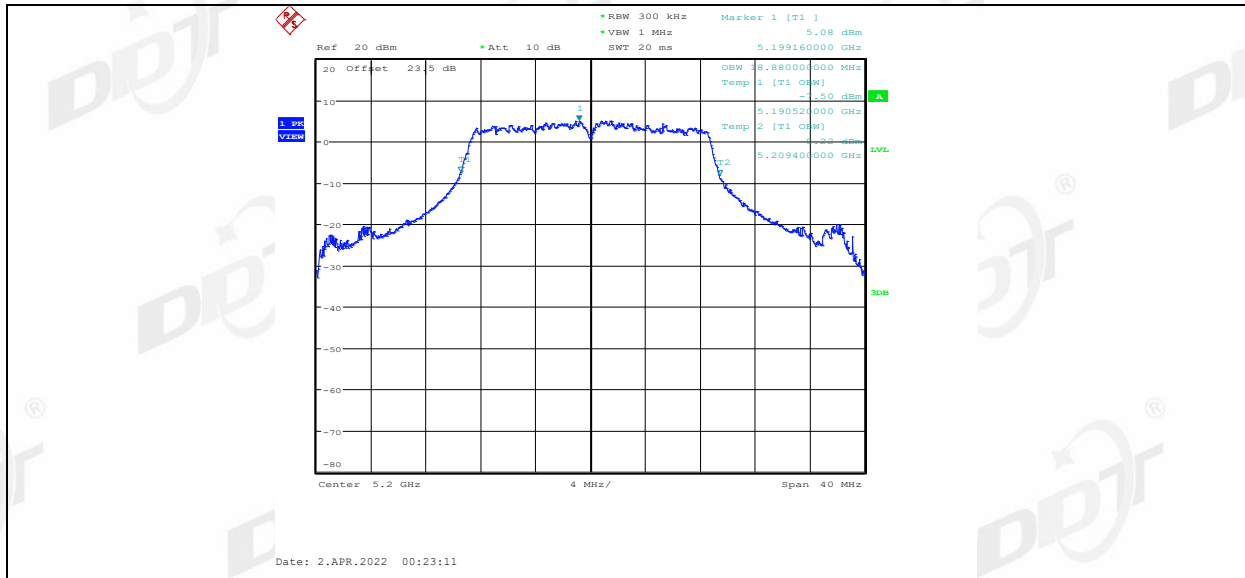
11AC20MIMO_Ant1_5180



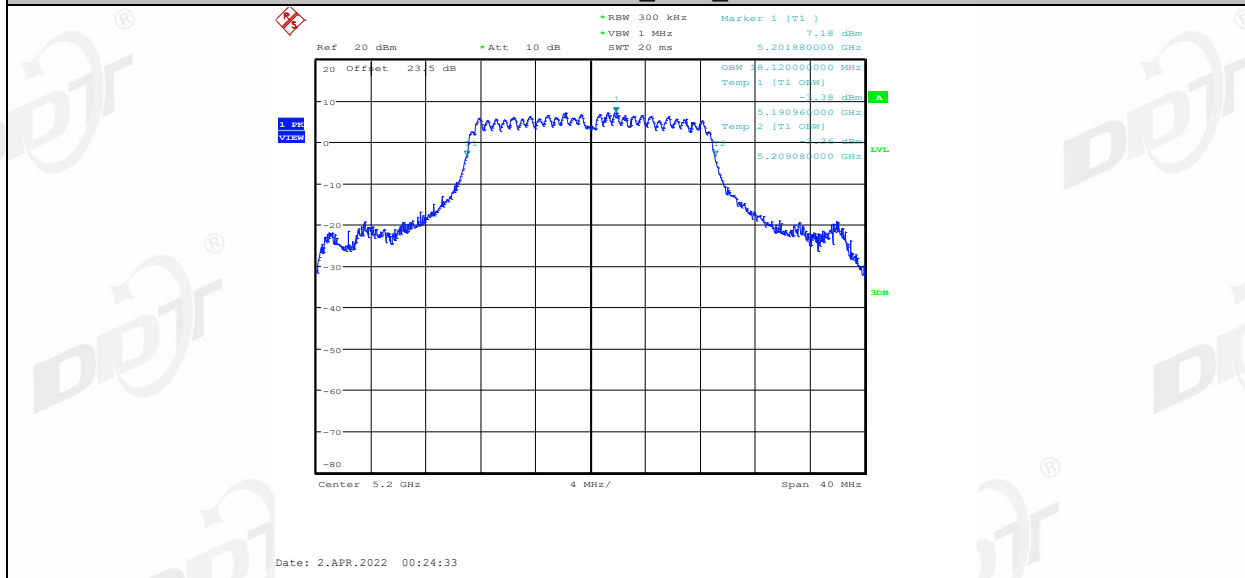
11AC20MIMO_Ant2_5180



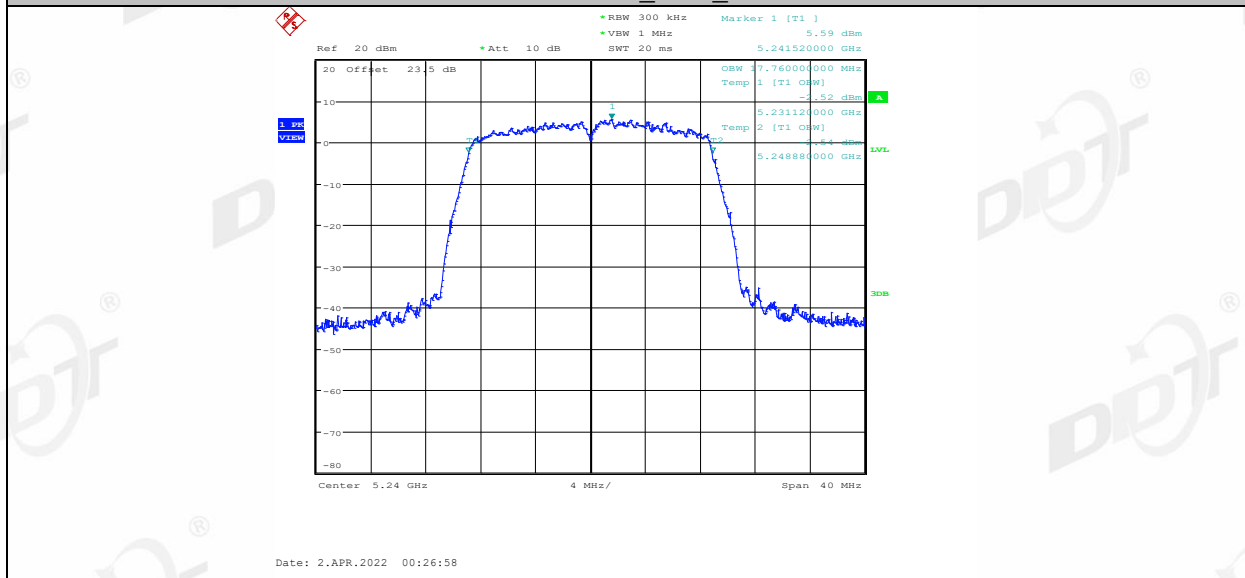
11AC20MIMO_Ant1_5200



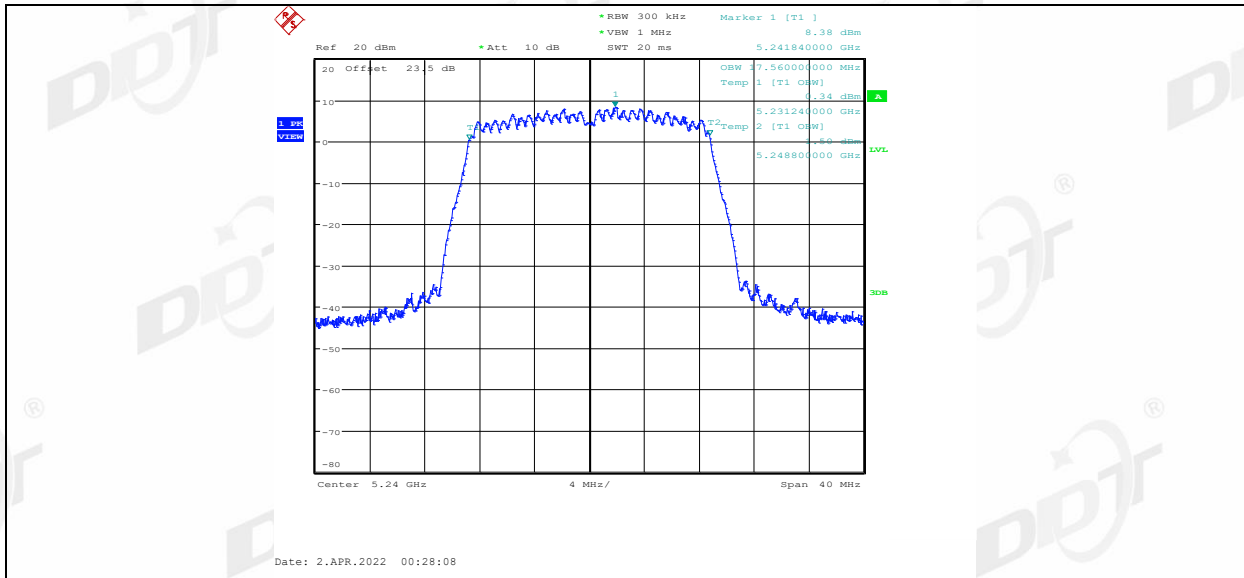
11AC20MIMO_Ant2_5200



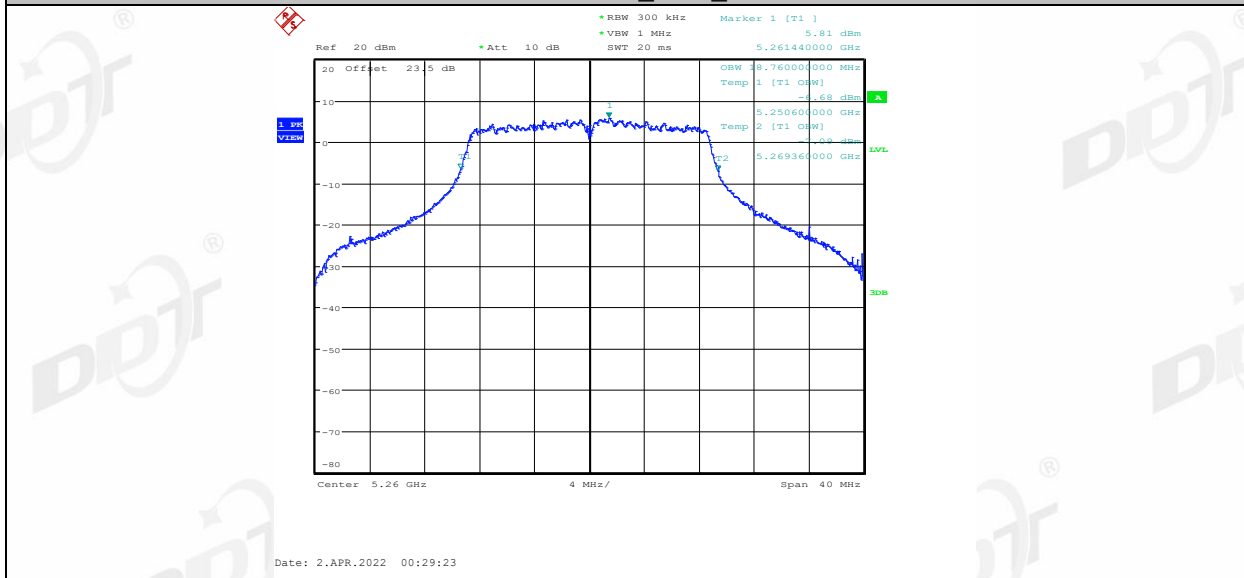
11AC20MIMO_Ant1_5240



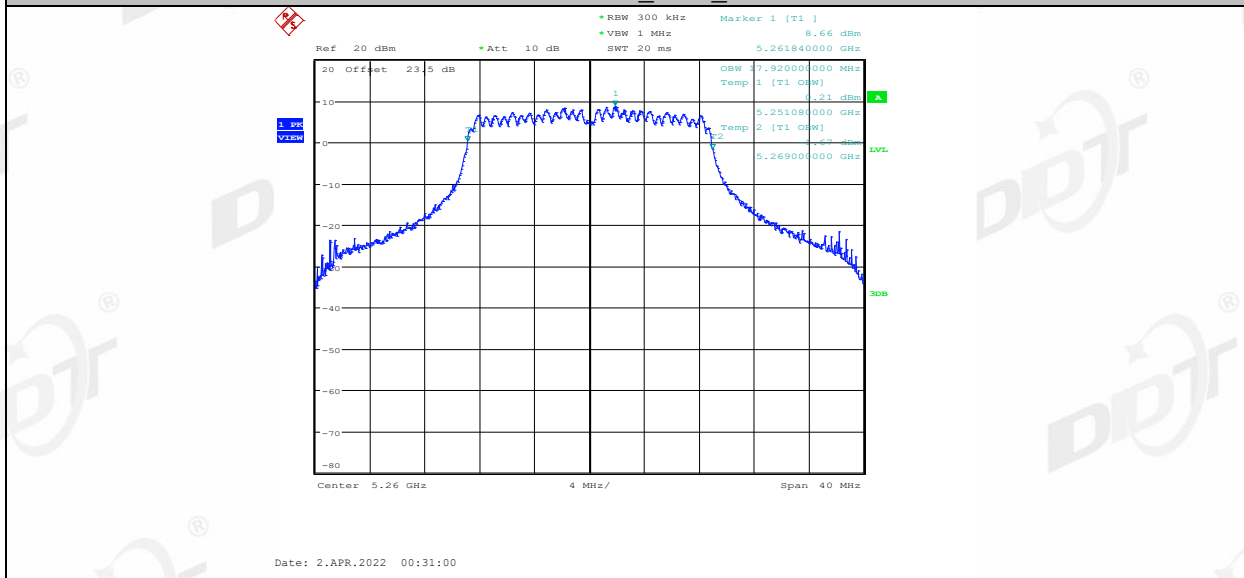
11AC20MIMO_Ant2_5240



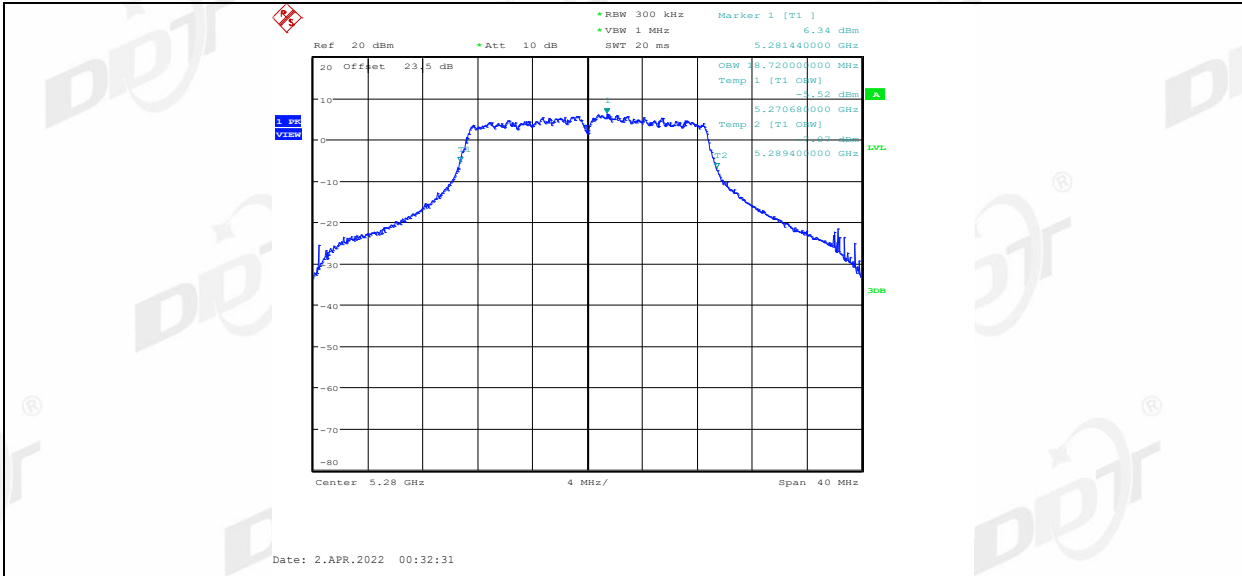
11AC20MIMO_Ant1_5260



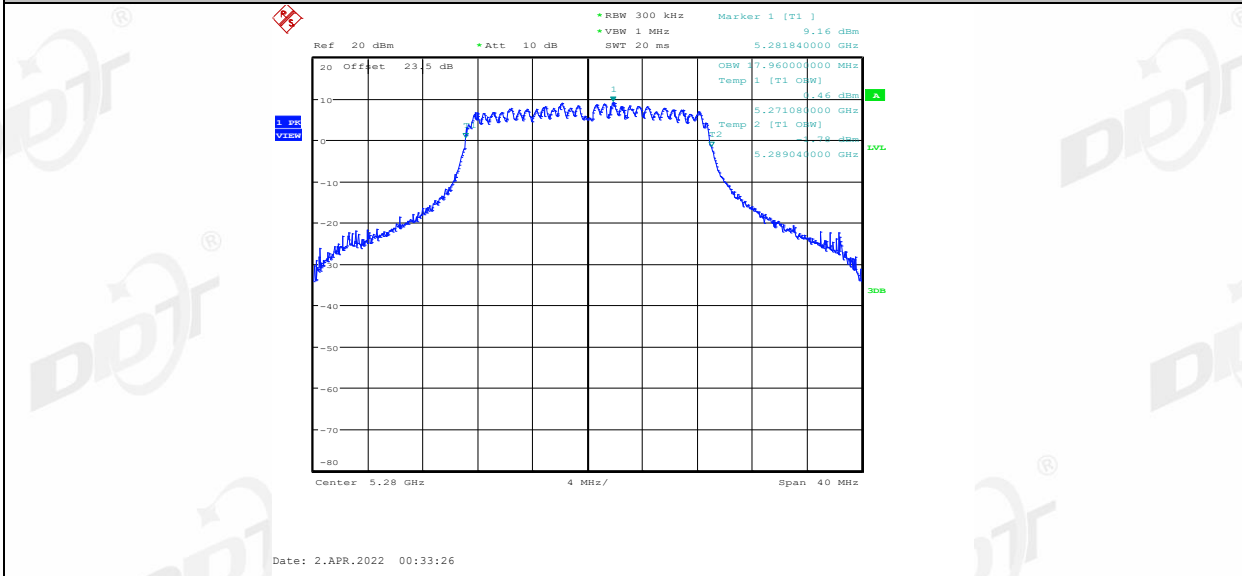
11AC20MIMO_Ant2_5260



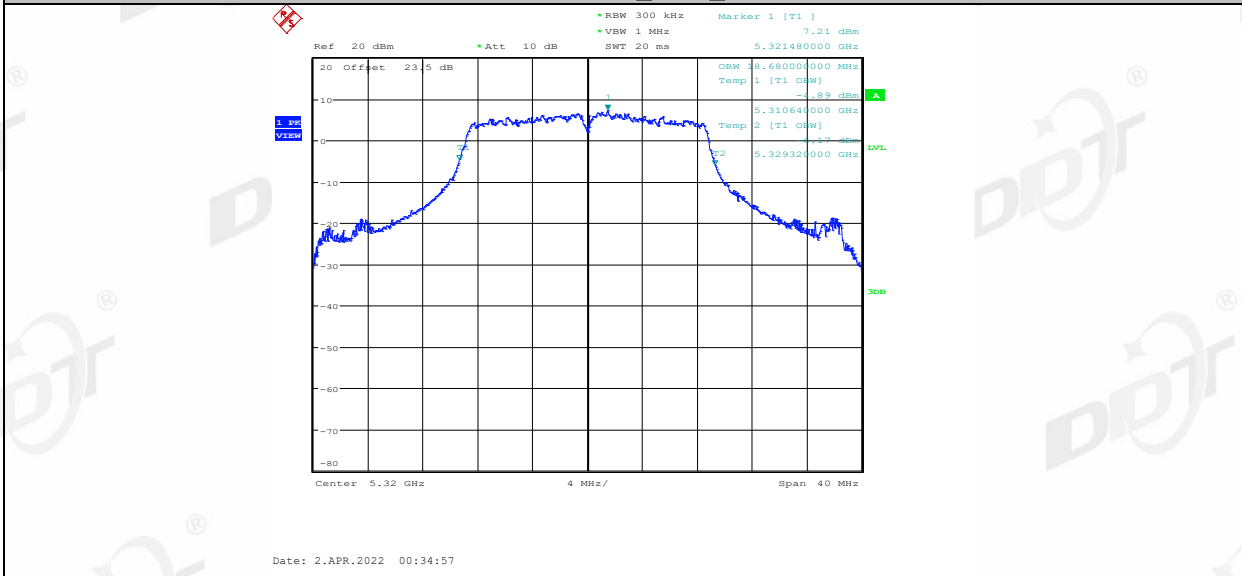
11AC20MIMO_Ant1_5280



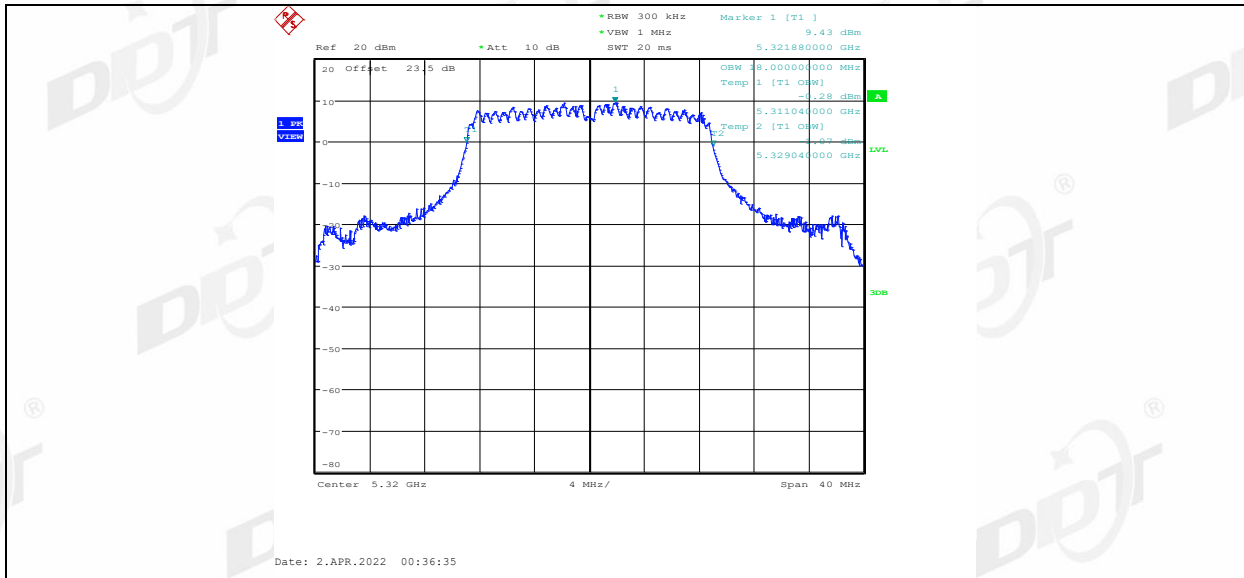
11AC20MIMO_Ant2_5280



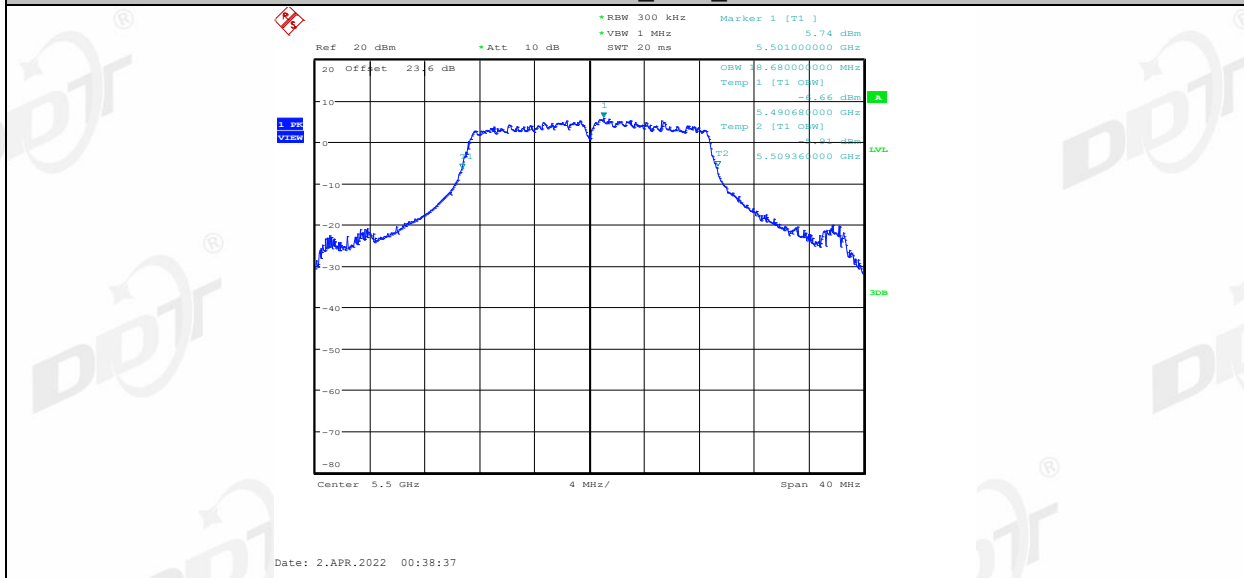
11AC20MIMO_Ant1_5320



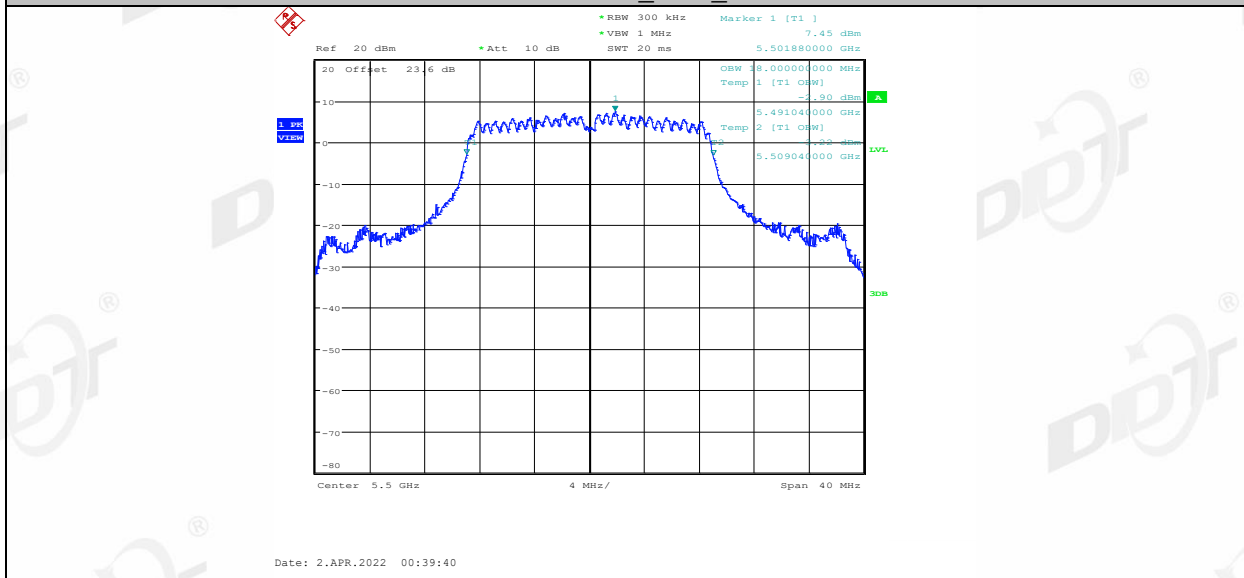
11AC20MIMO_Ant2_5320



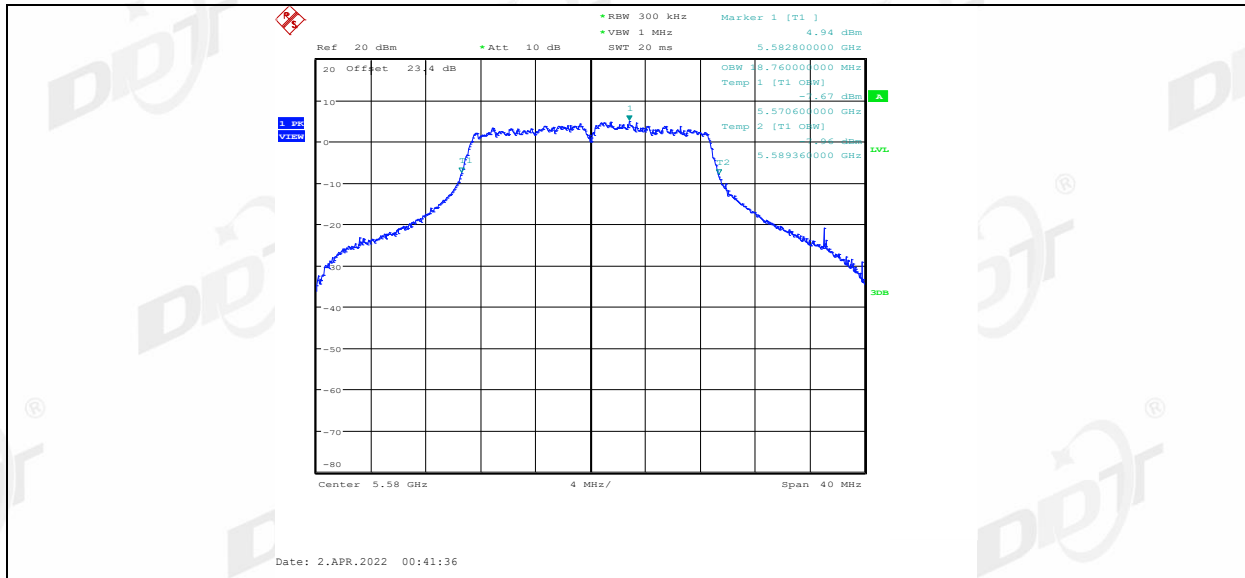
11AC20MIMO_Ant1_5500



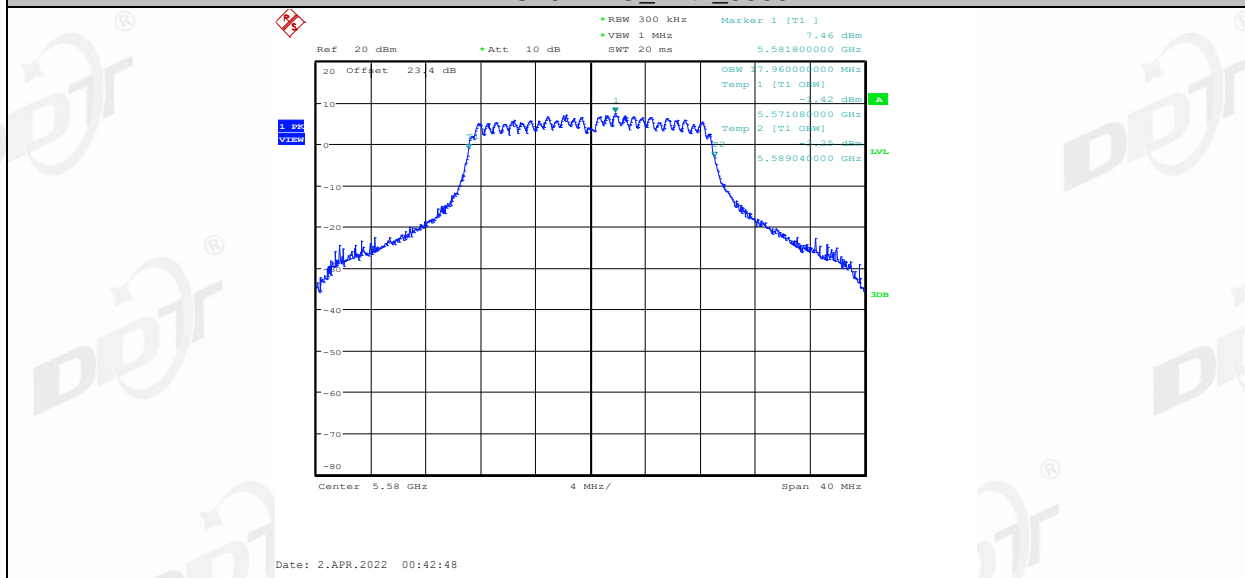
11AC20MIMO_Ant2_5500



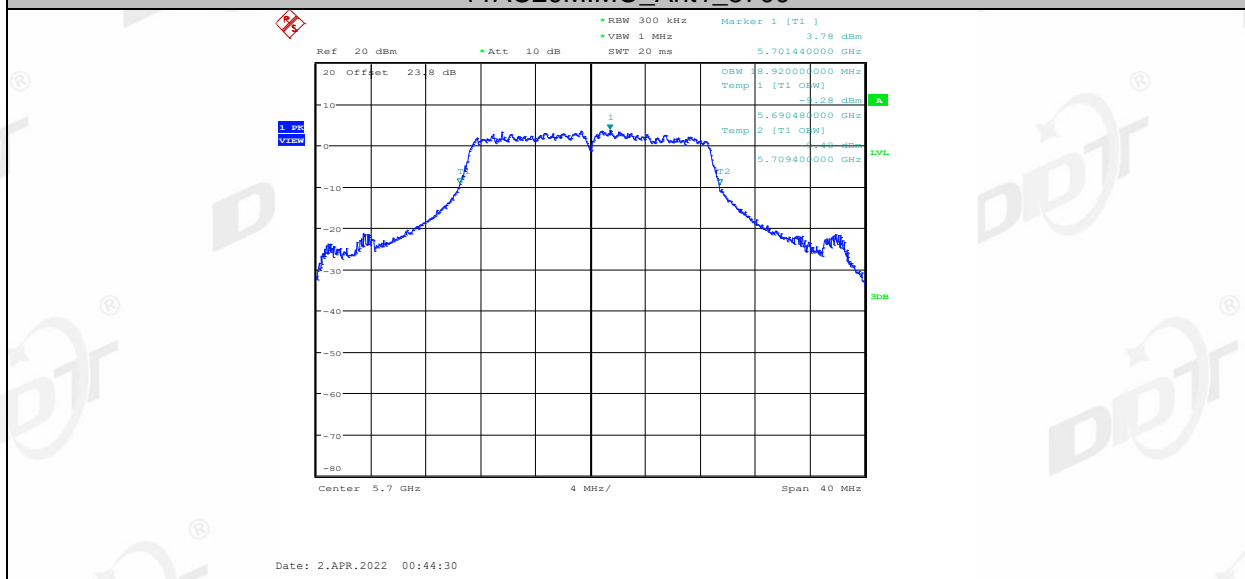
11AC20MIMO_Ant1_5580



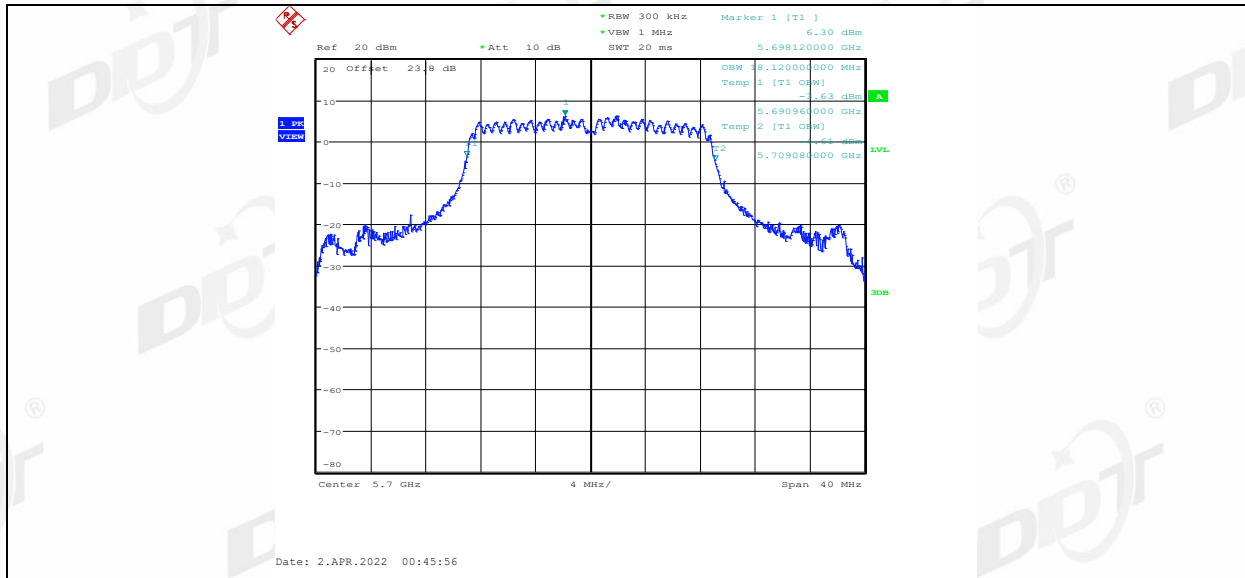
11AC20MIMO_Ant2_5580



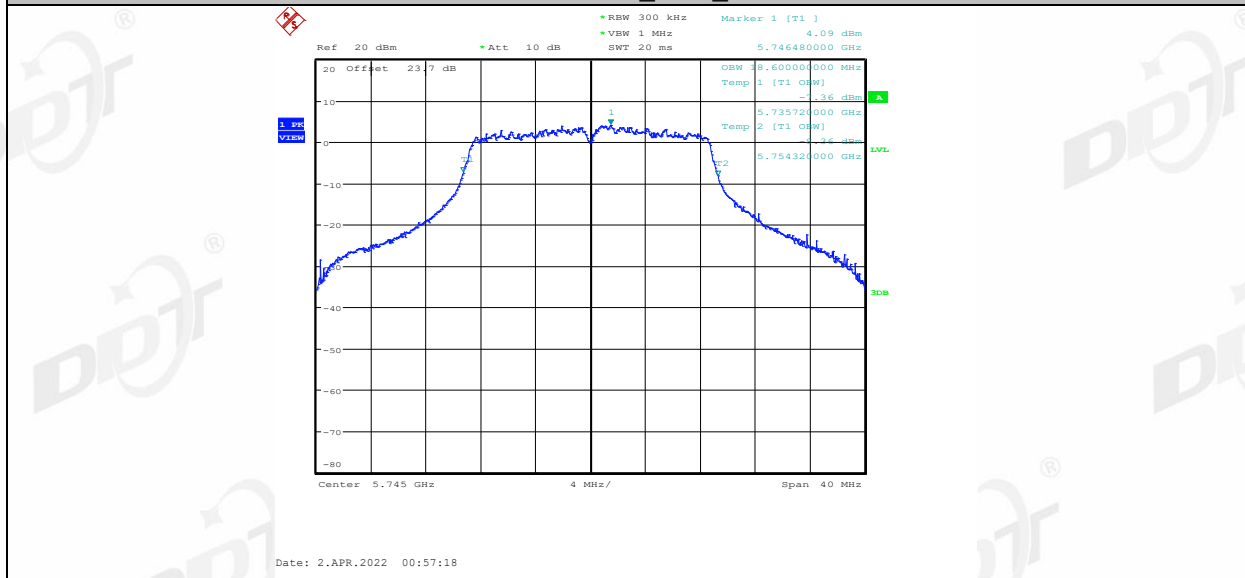
11AC20MIMO_Ant1_5700



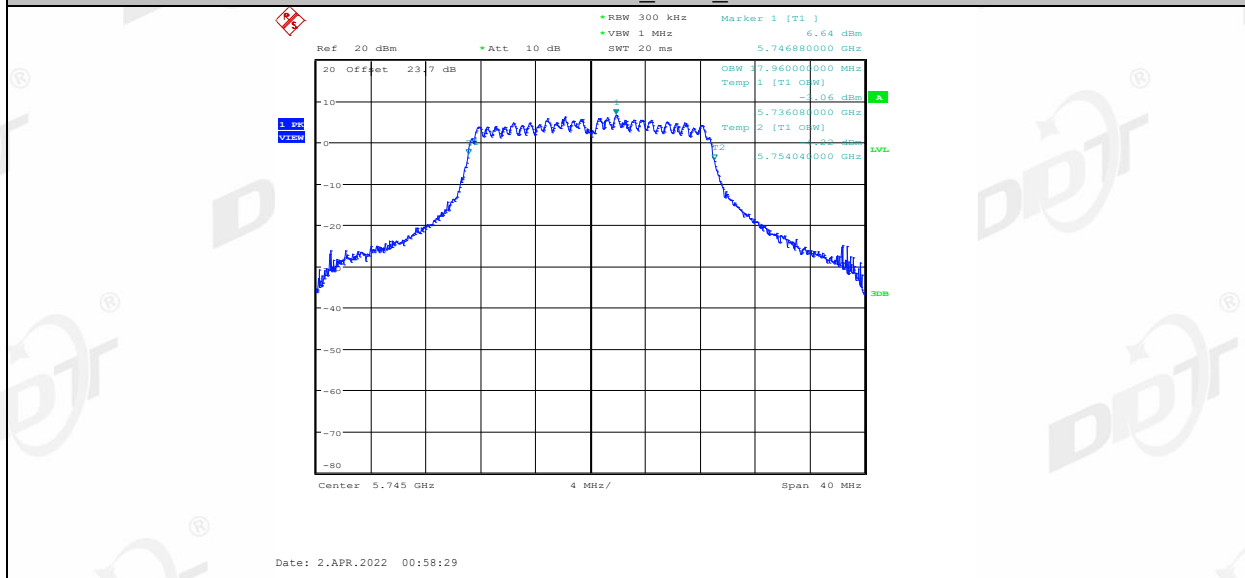
11AC20MIMO_Ant2_5700



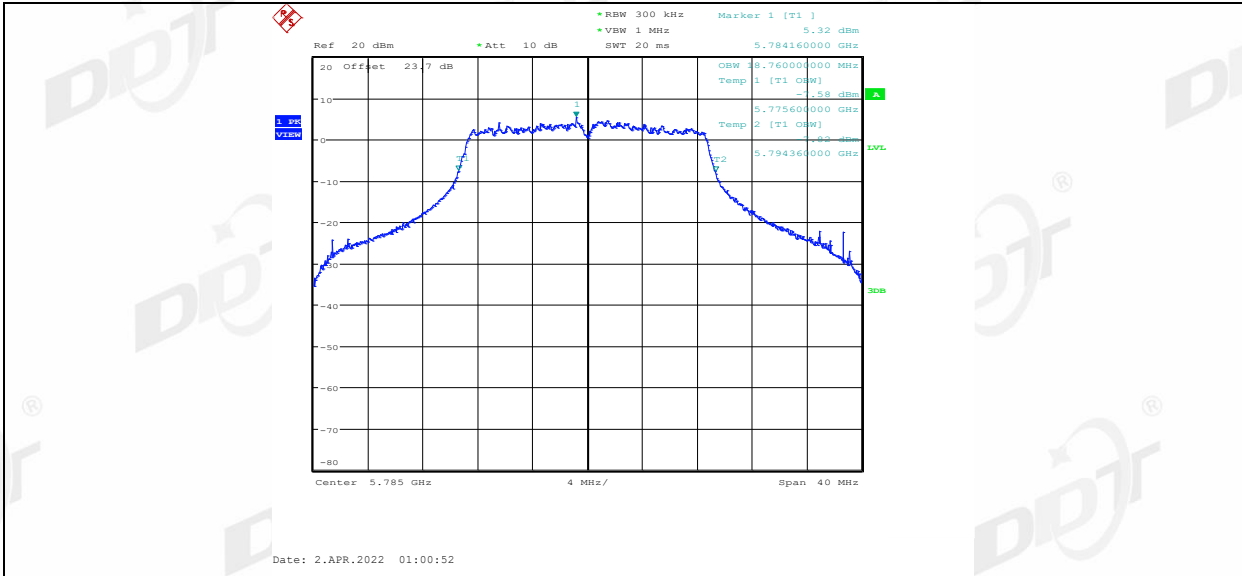
11AC20MIMO_Ant1_5745



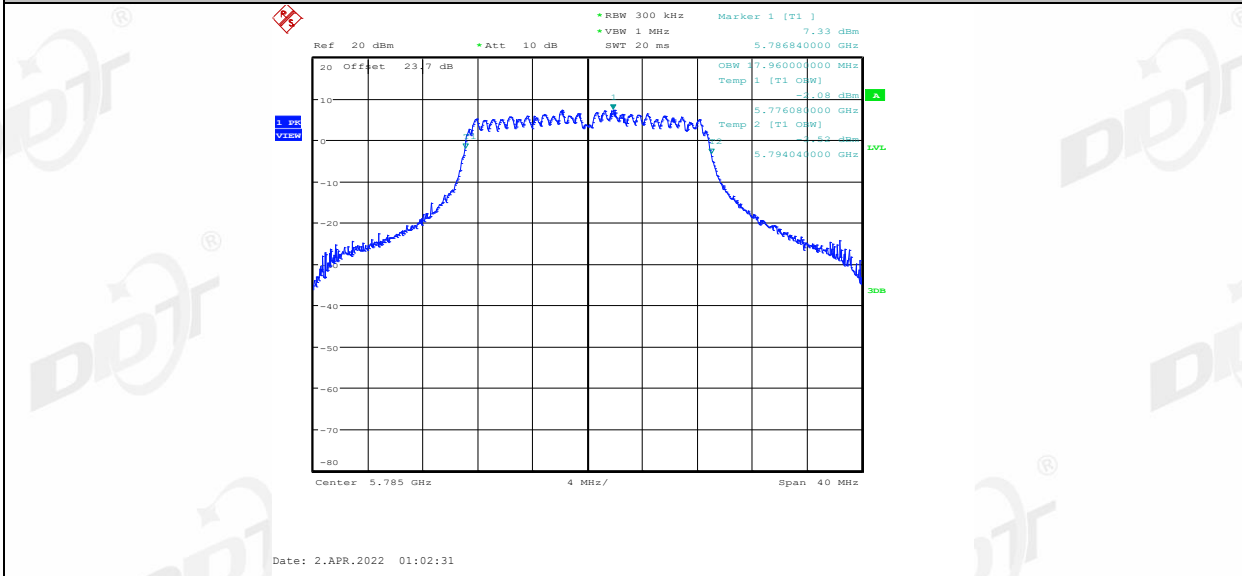
11AC20MIMO_Ant2_5745



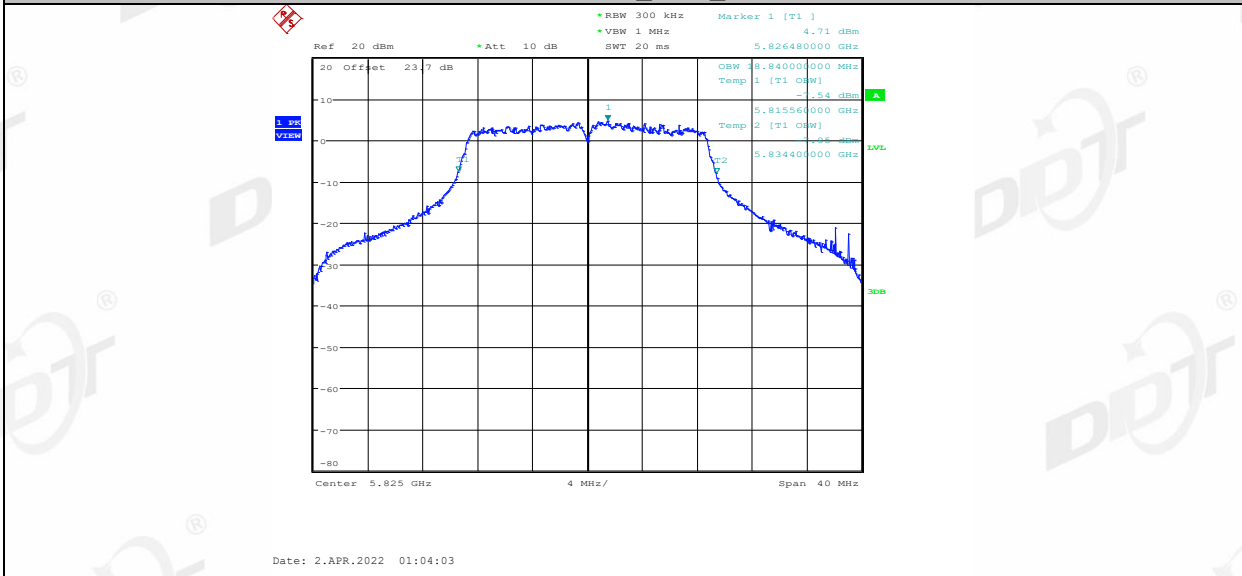
11AC20MIMO_Ant1_5785



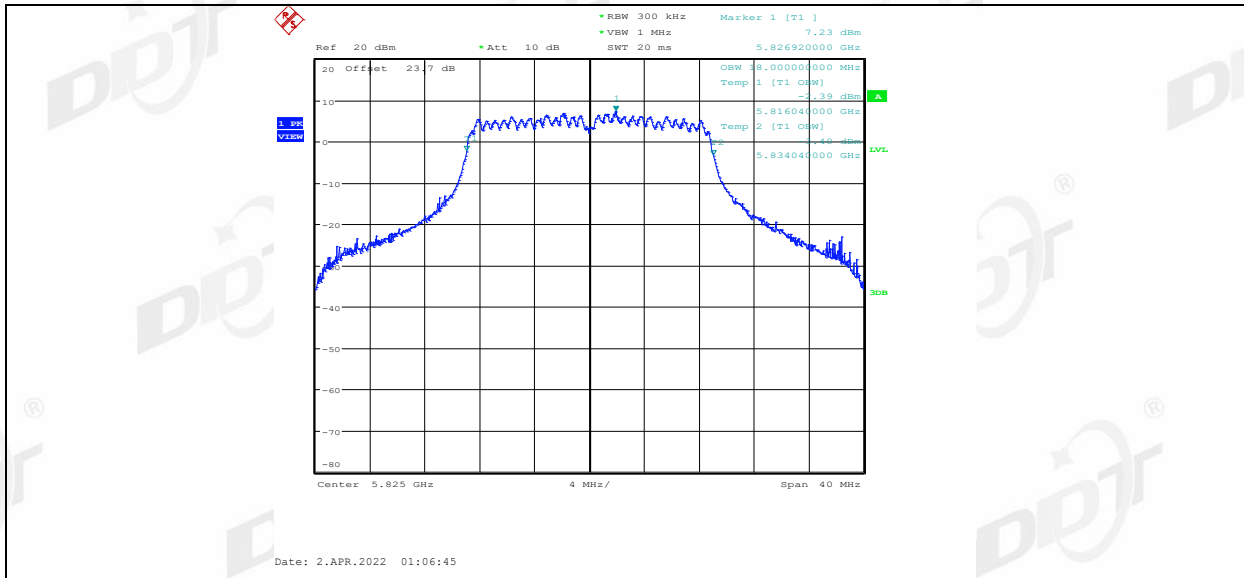
11AC20MIMO_Ant2_5785



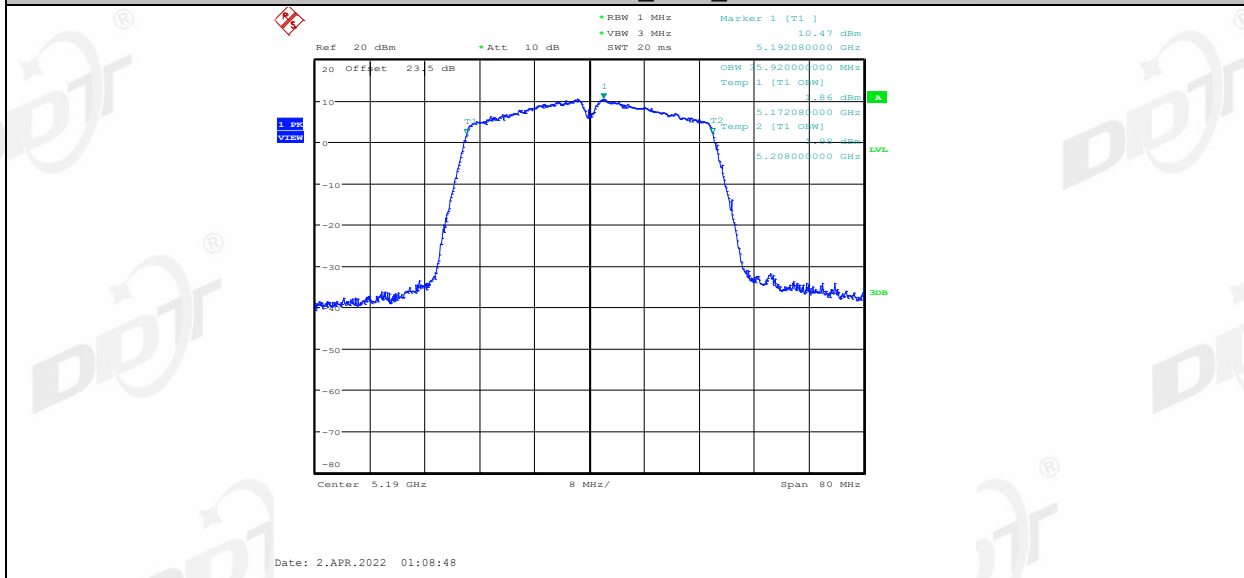
11AC20MIMO_Ant1_5825



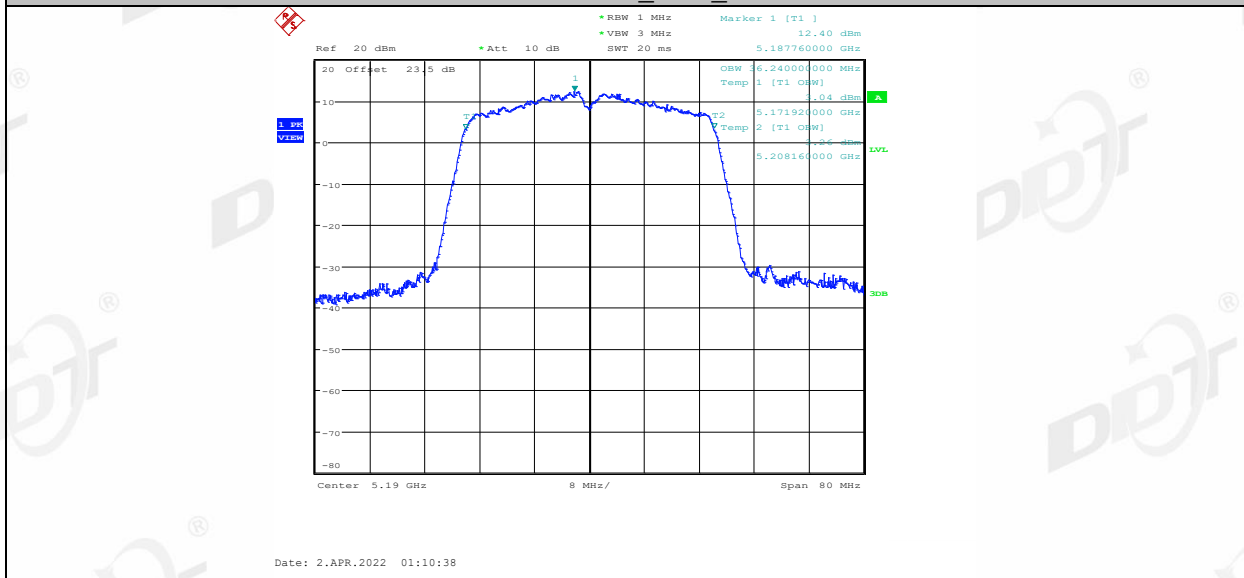
11AC20MIMO_Ant2_5825



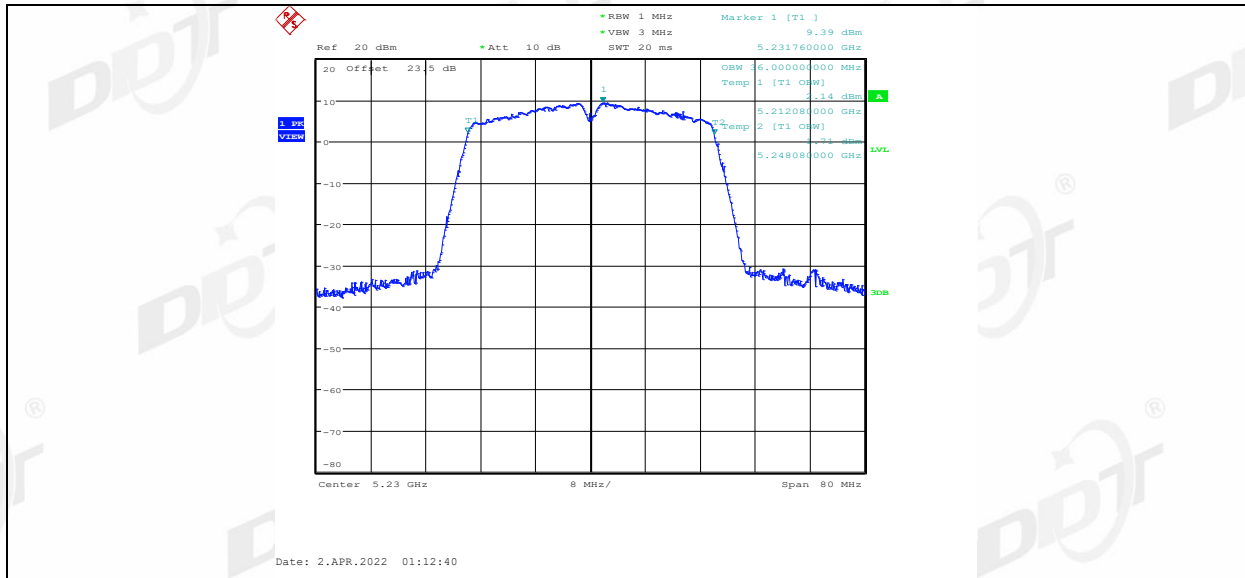
11AC40MIMO_Ant1_5190



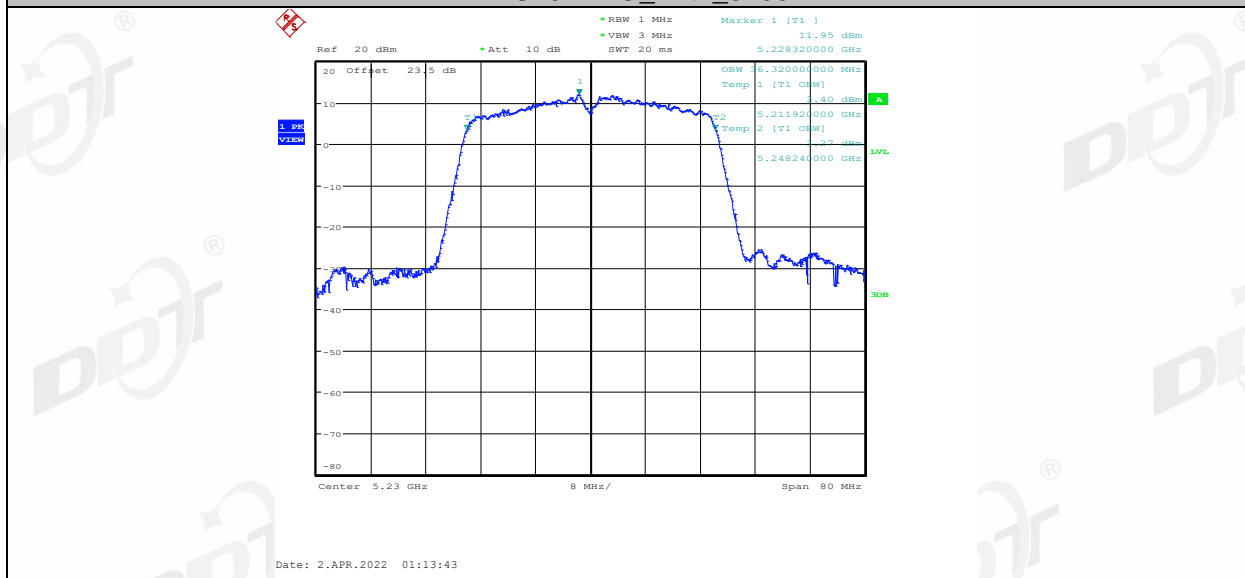
11AC40MIMO_Ant2_5190



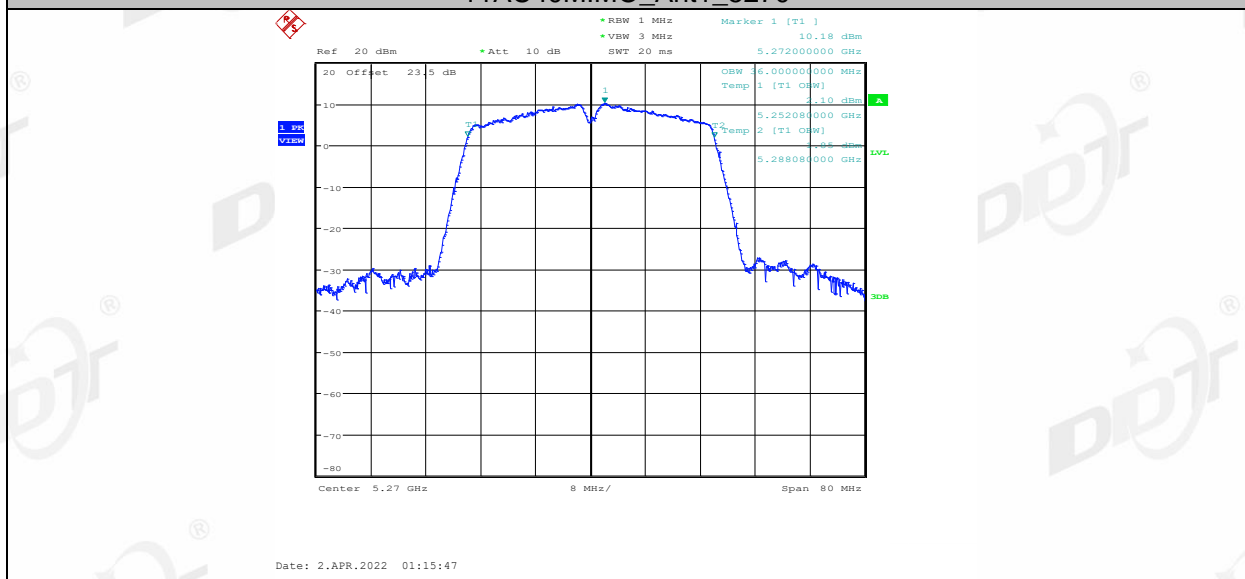
11AC40MIMO_Ant1_5230



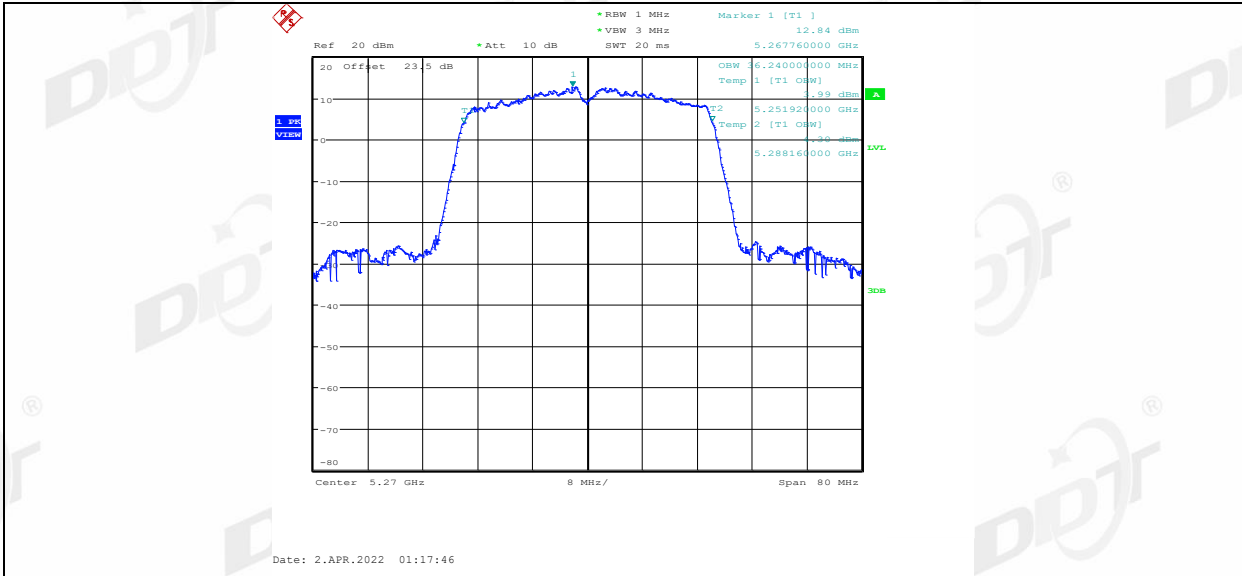
11AC40MIMO_Ant2_5230



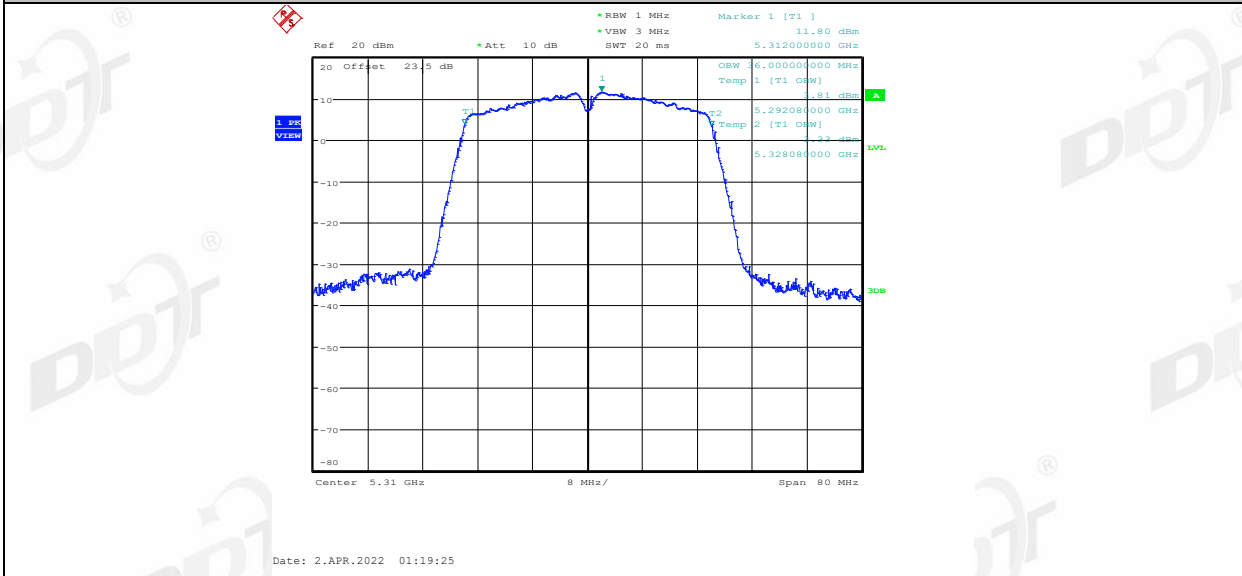
11AC40MIMO_Ant1_5270



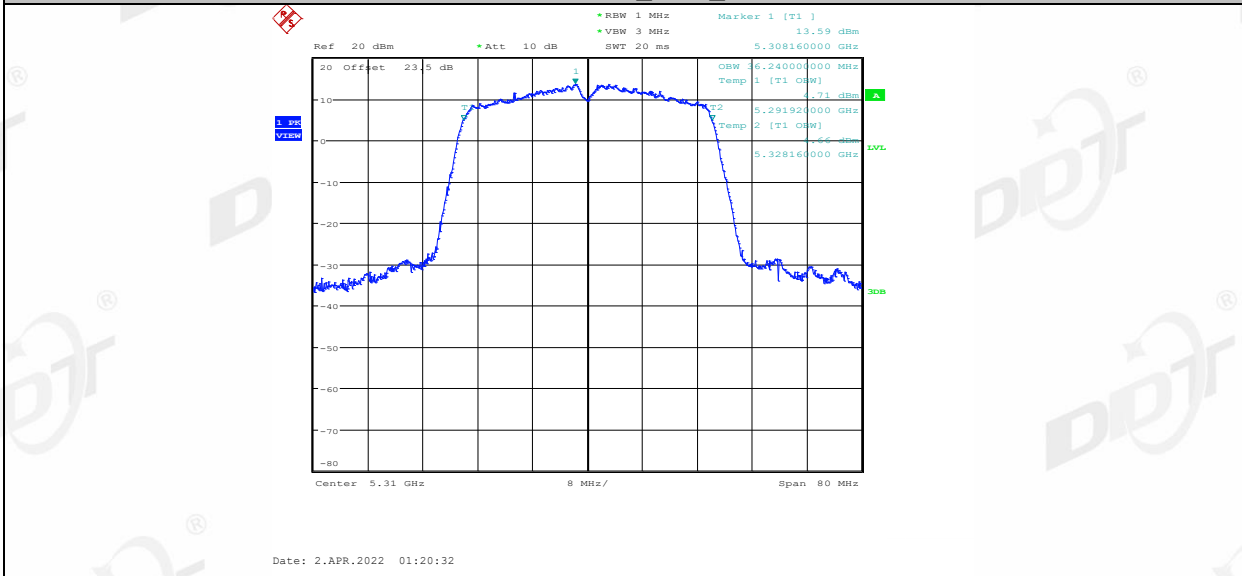
11AC40MIMO_Ant2_5270



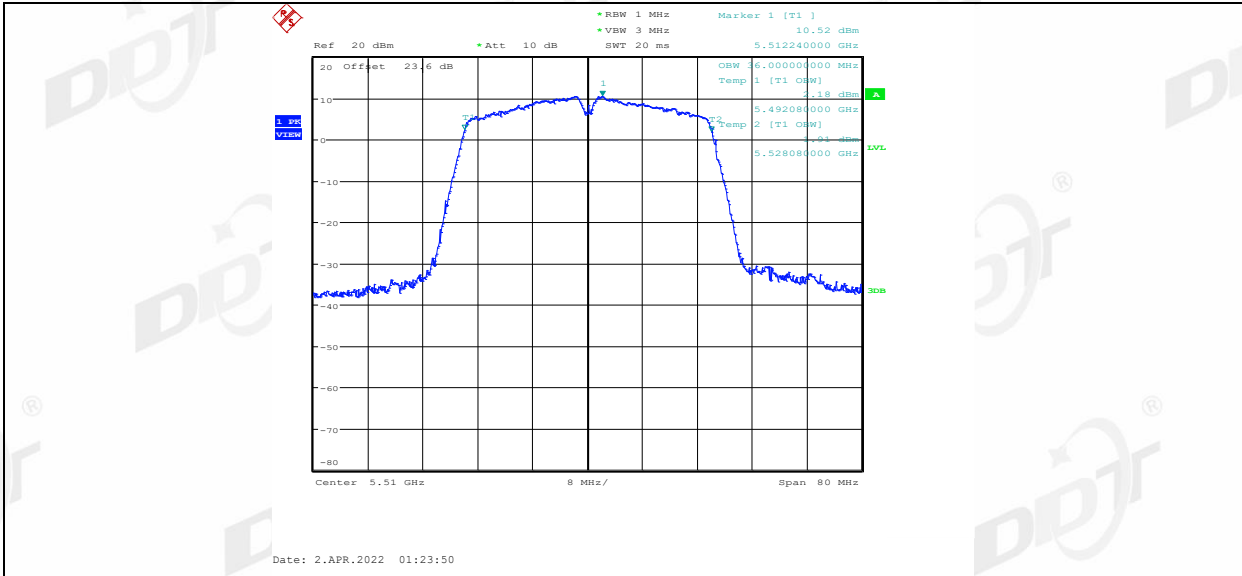
11AC40MIMO_Ant1_5310



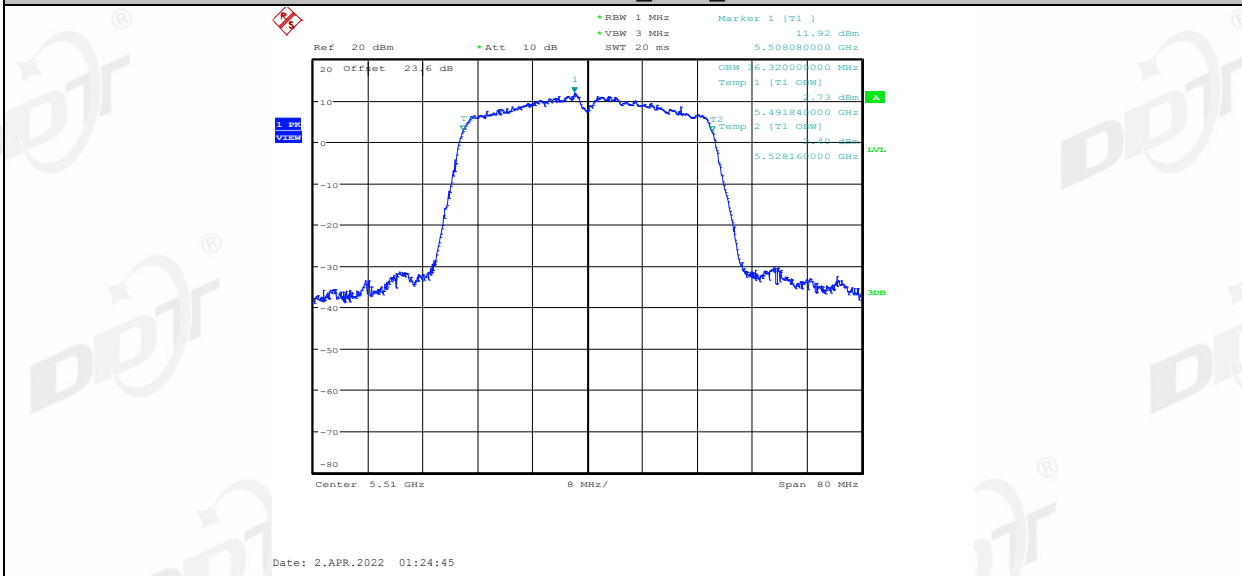
11AC40MIMO_Ant2_5310



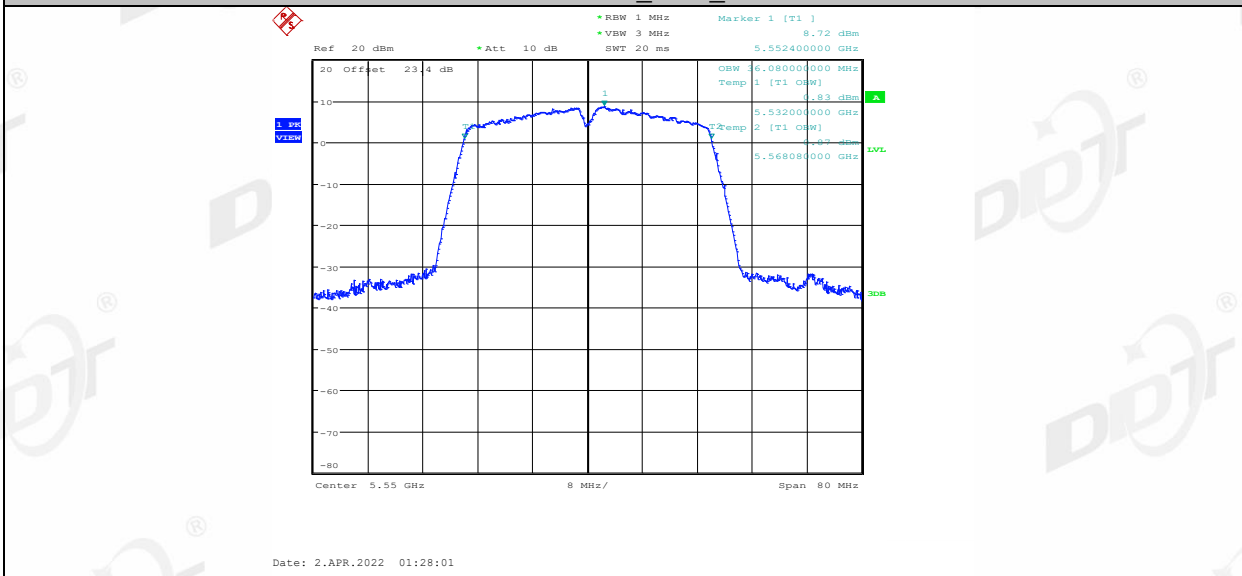
11AC40MIMO_Ant1_5510



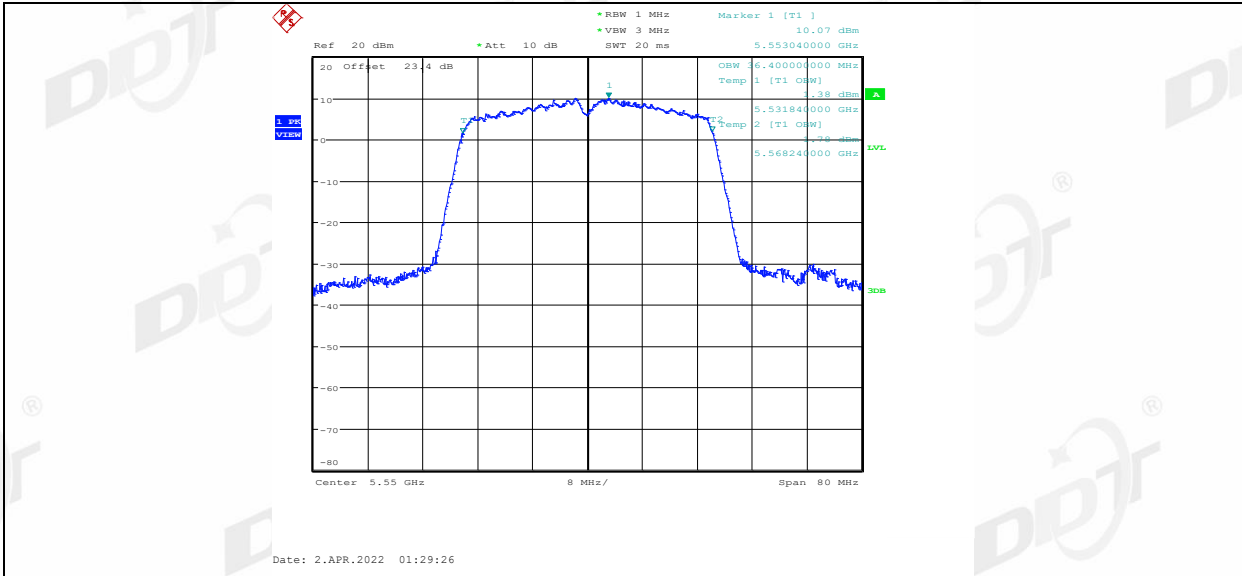
11AC40MIMO_Ant2_5510



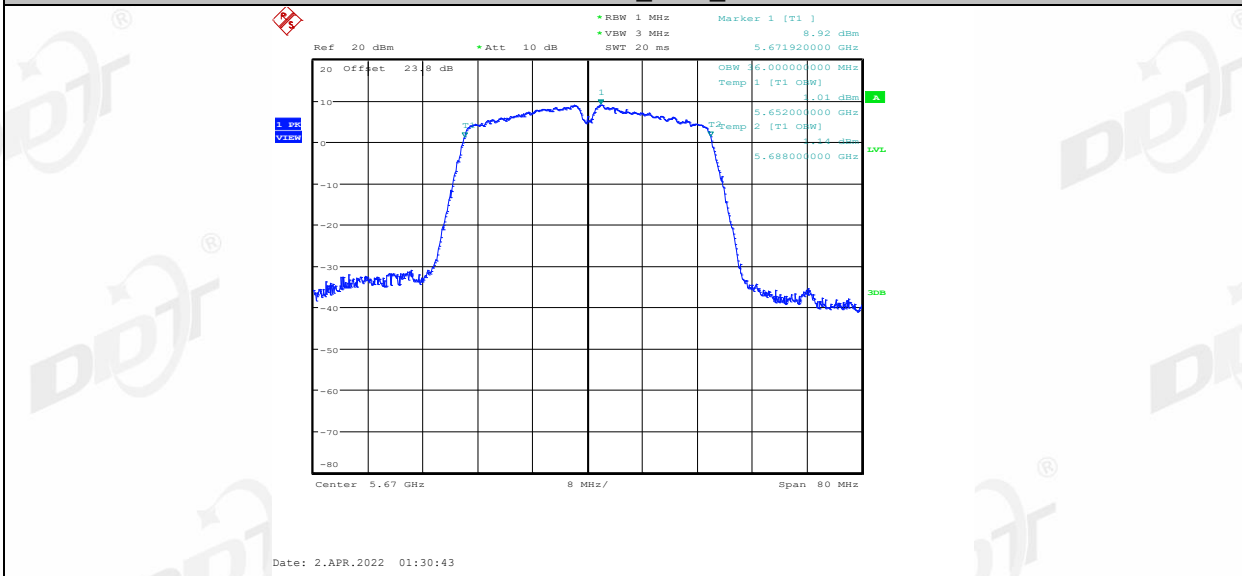
11AC40MIMO_Ant1_5550



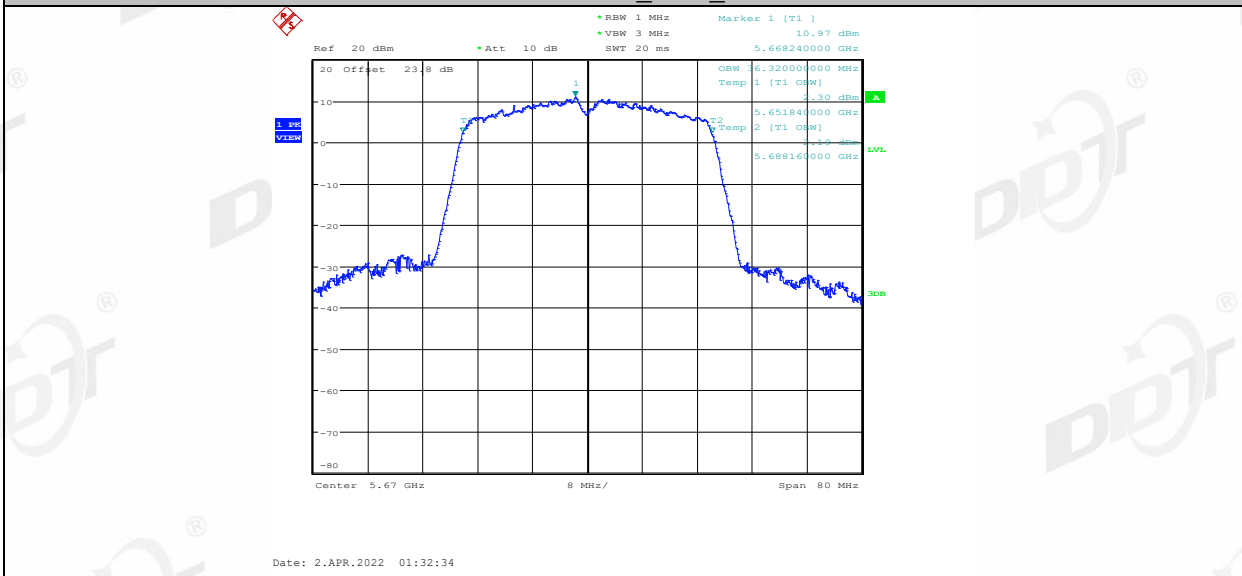
11AC40MIMO_Ant2_5550



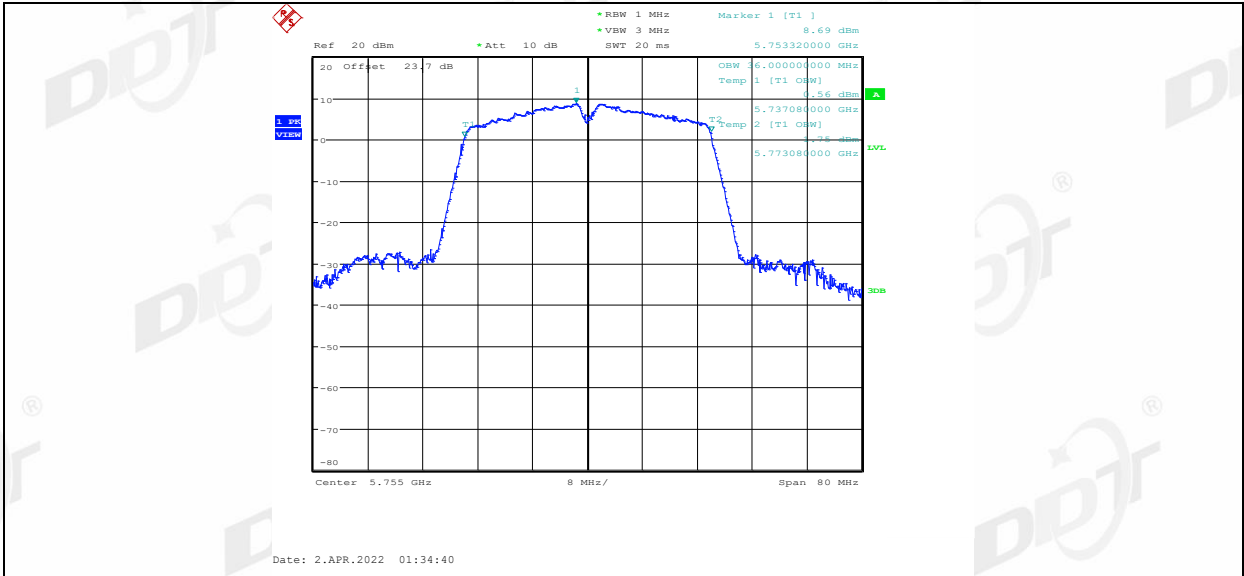
11AC40MIMO_Ant1_5670



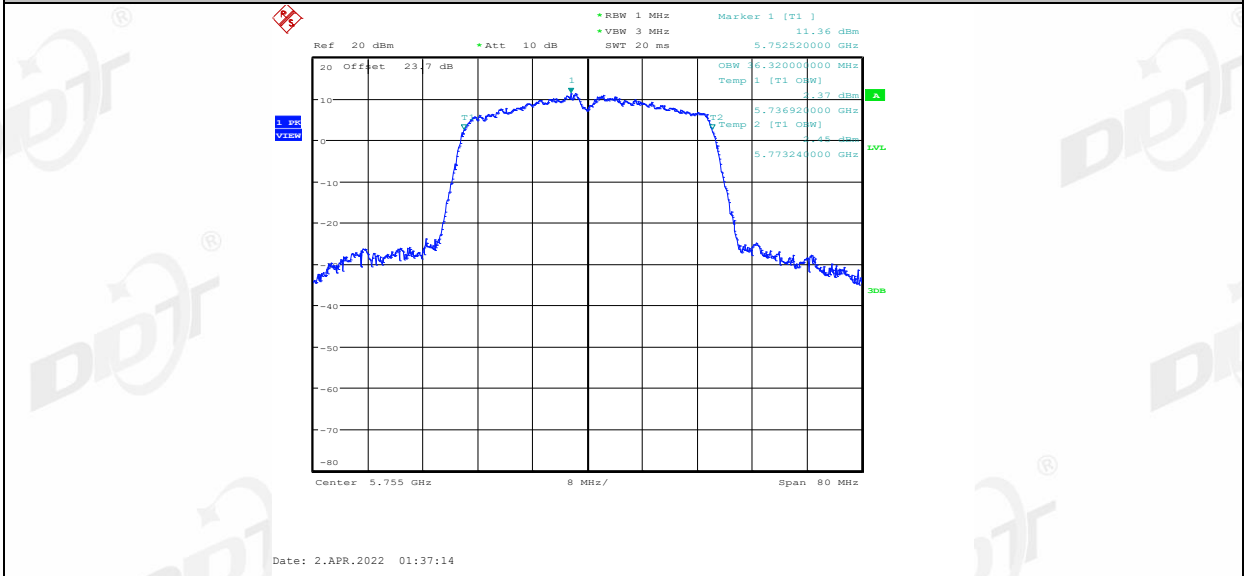
11AC40MIMO_Ant2_5670



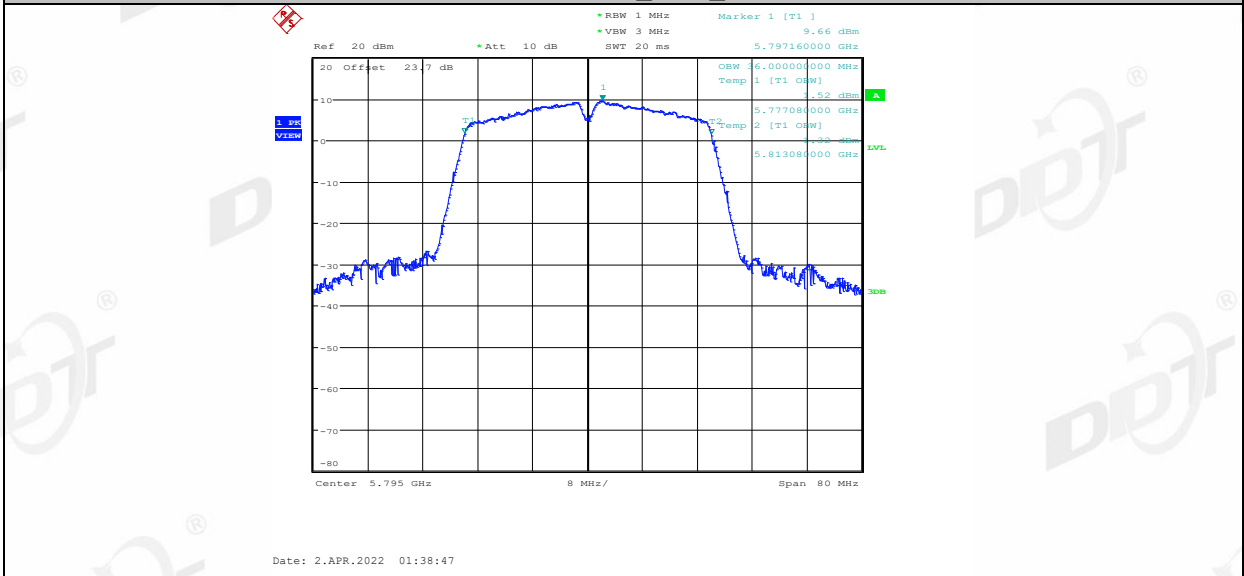
11AC40MIMO_Ant1_5755



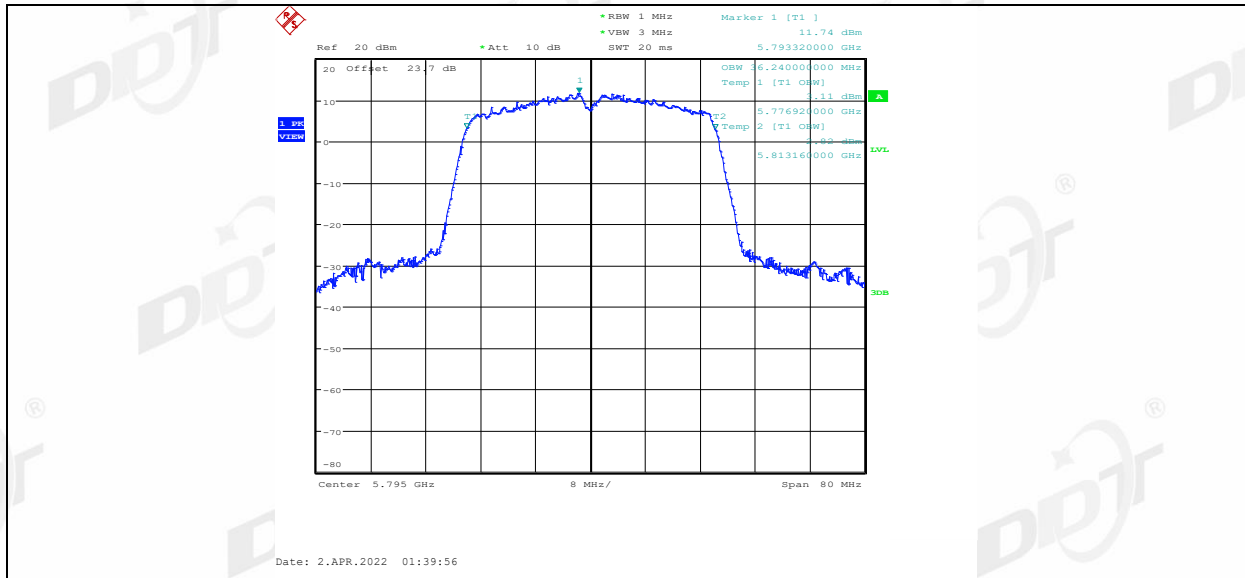
11AC40MIMO_Ant2_5755



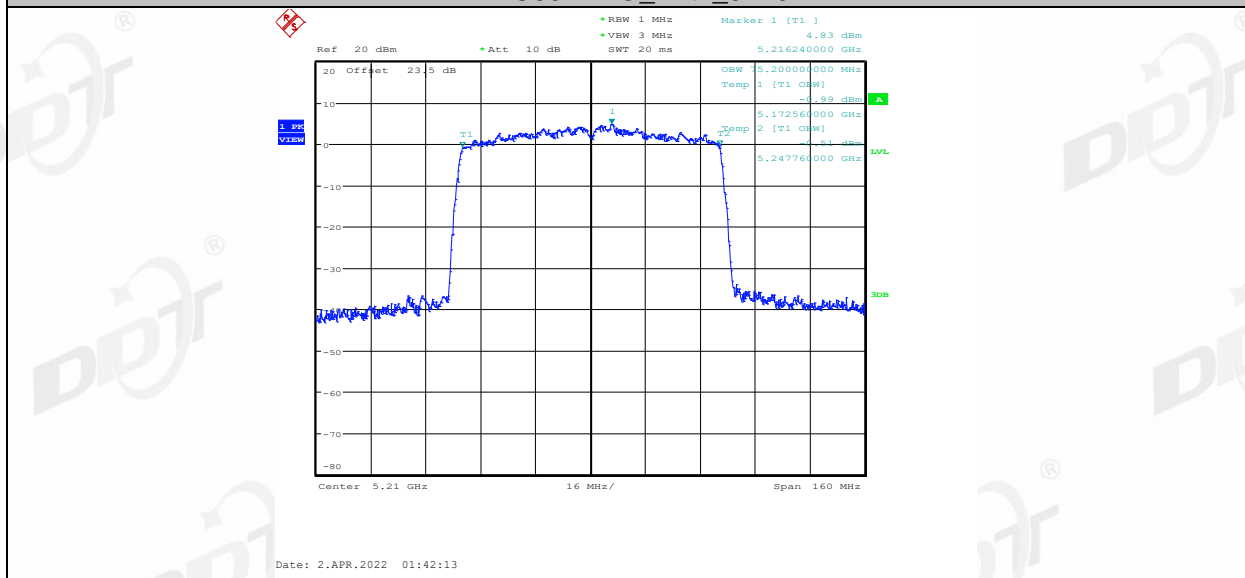
11AC40MIMO_Ant1_5795



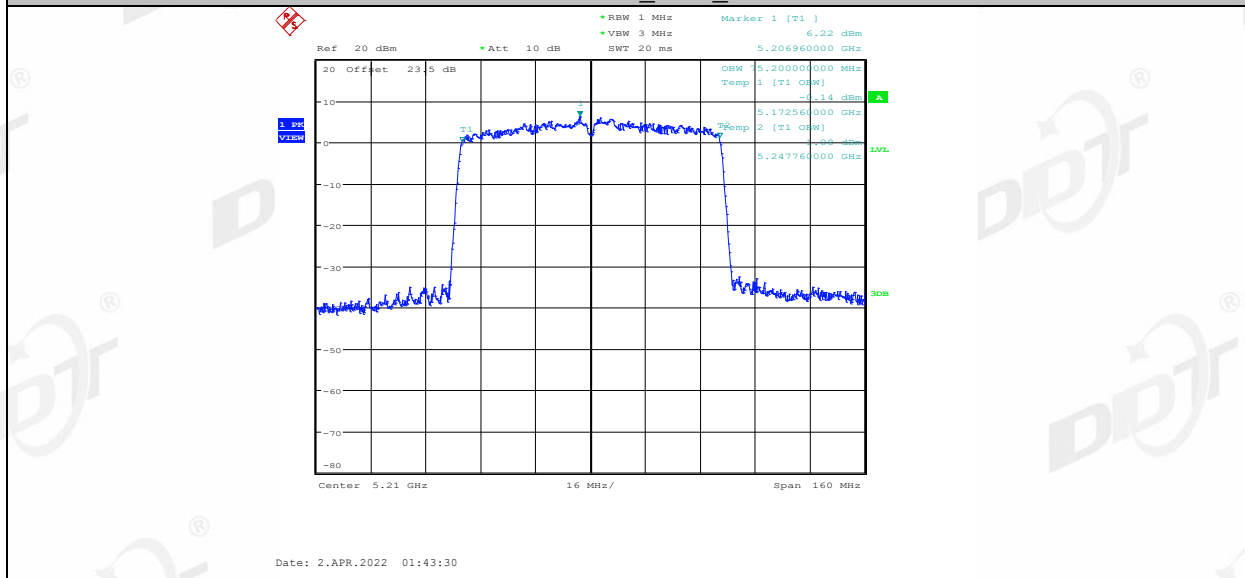
11AC40MIMO_Ant2_5795



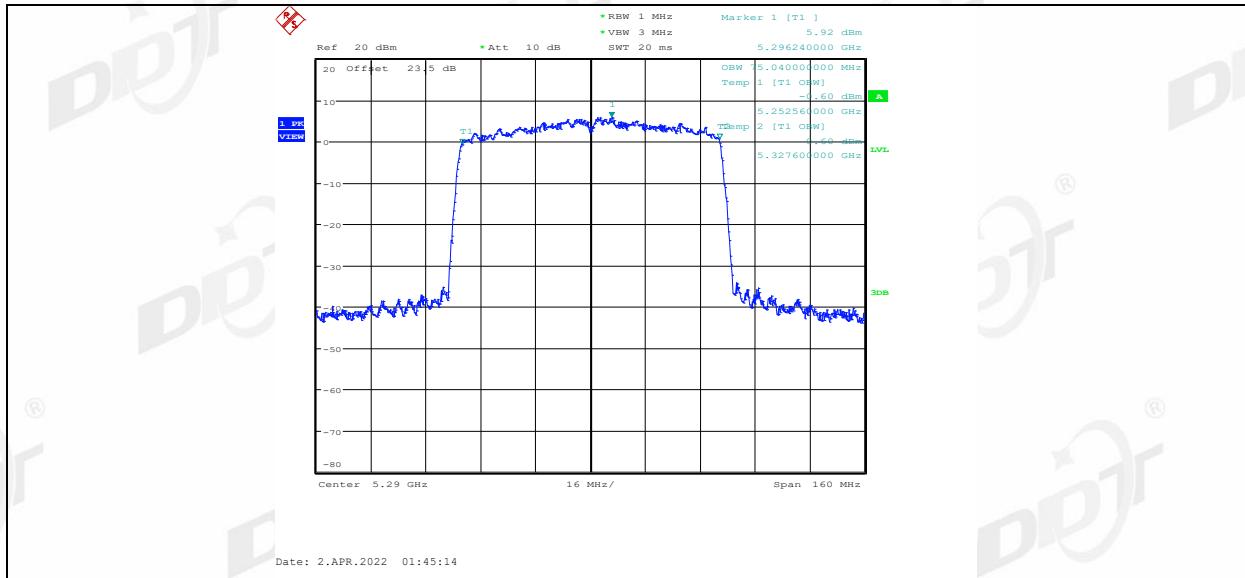
11AC80MIMO_Ant1_5210



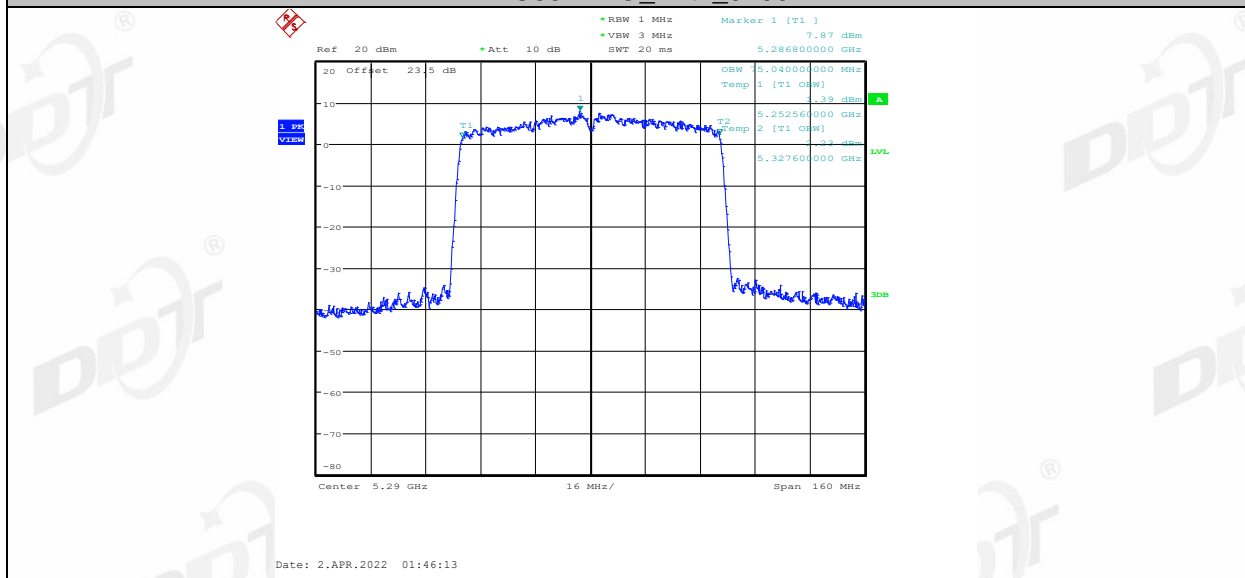
11AC80MIMO_Ant2_5210



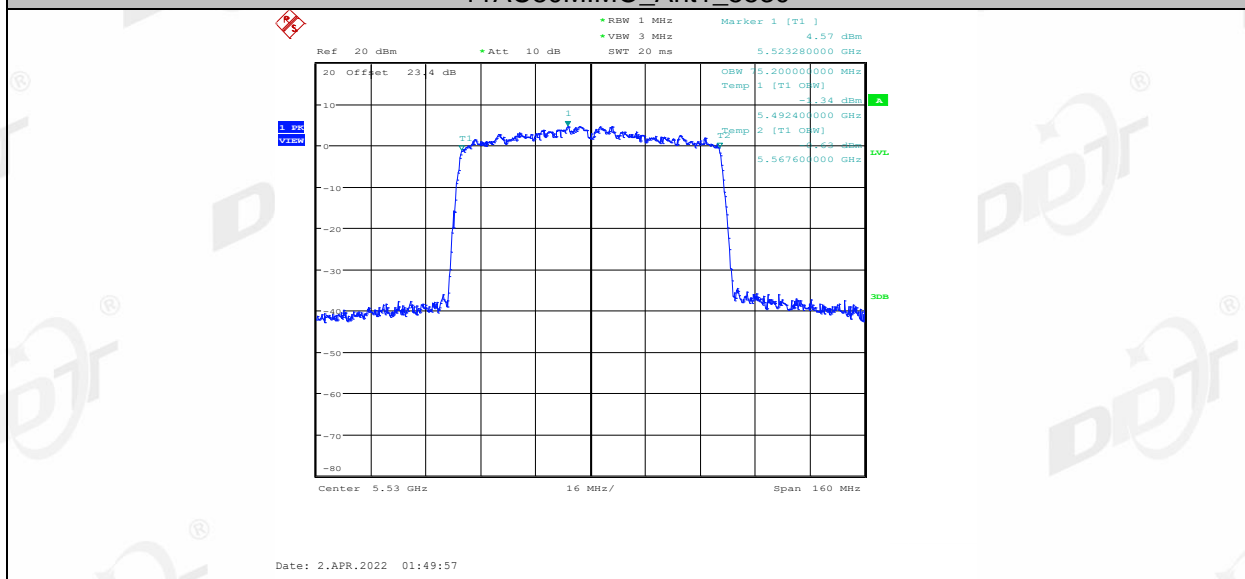
11AC80MIMO_Ant1_5290



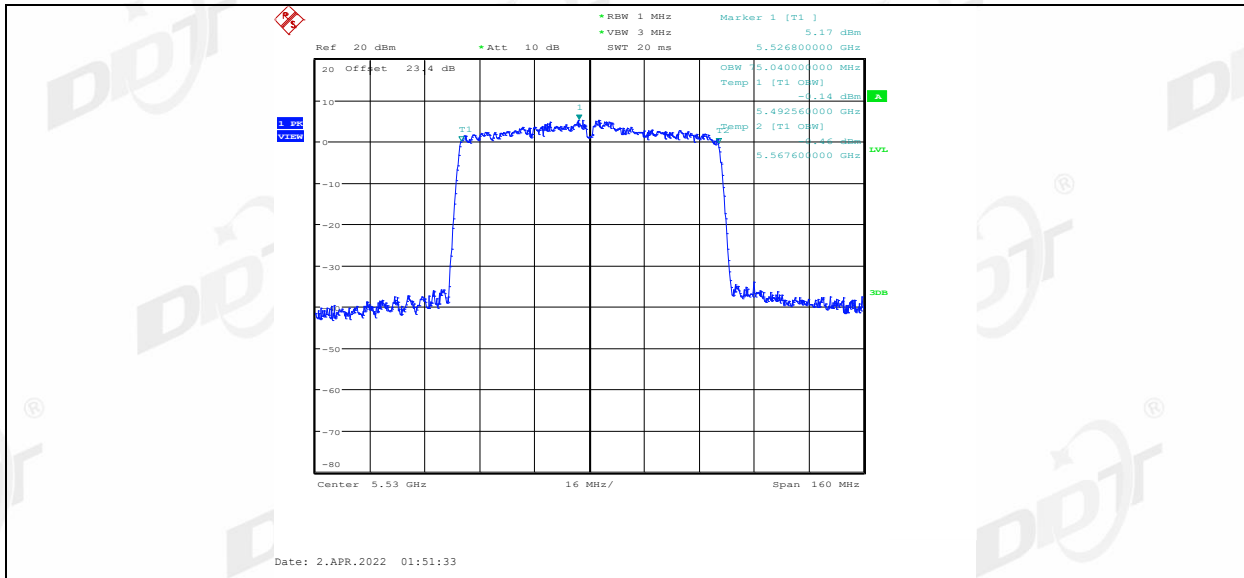
11AC80MIMO_Ant2_5290



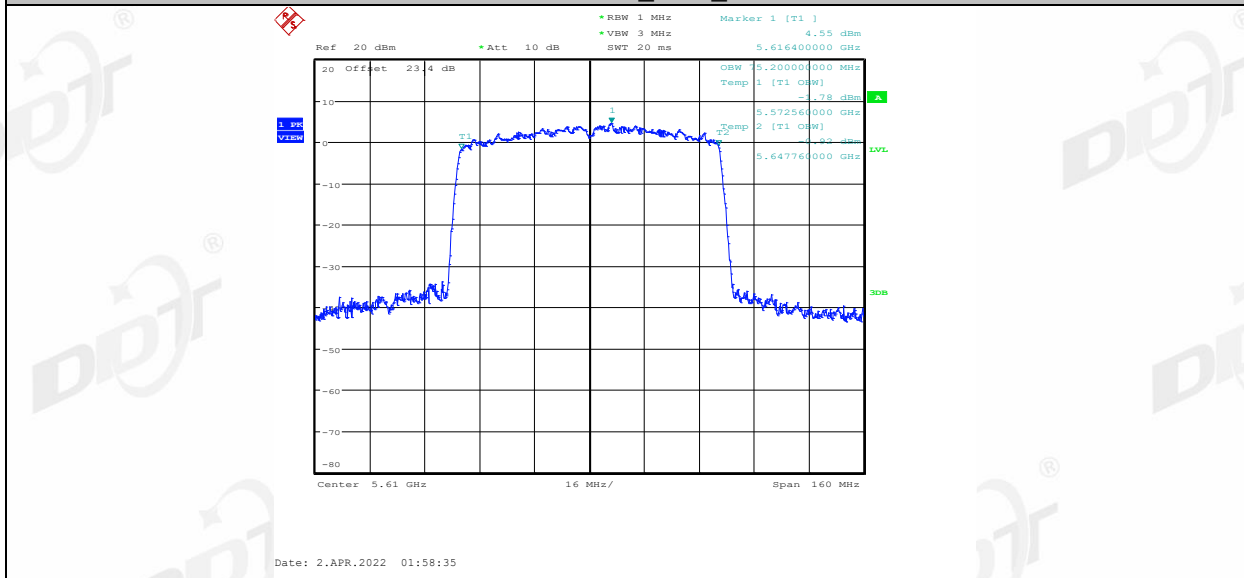
11AC80MIMO_Ant1_5530



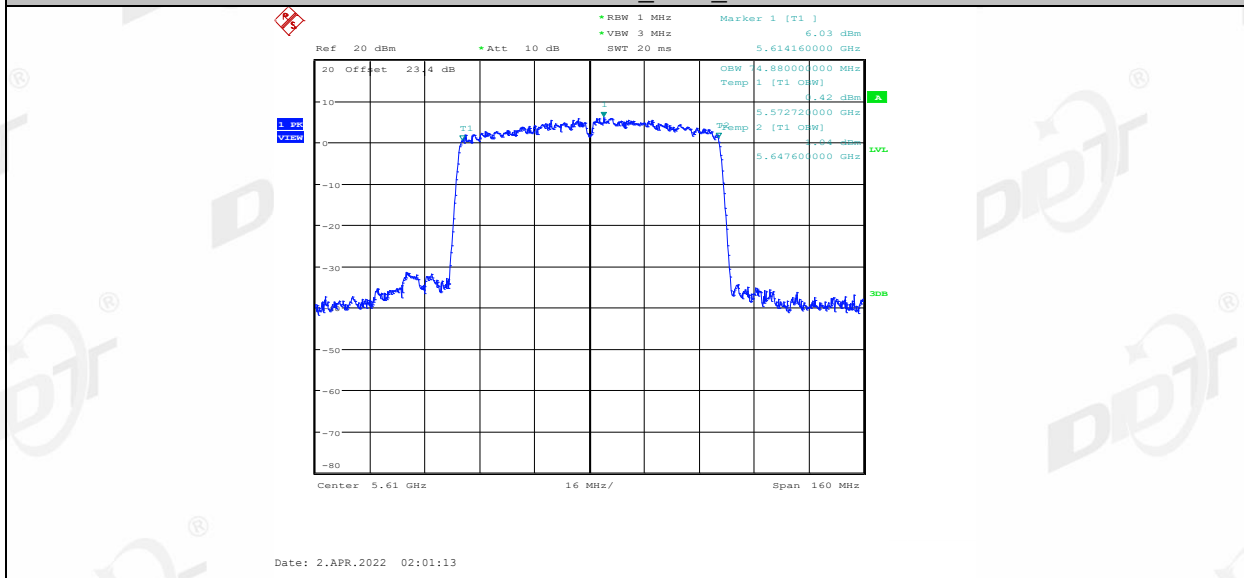
11AC80MIMO_Ant2_5530



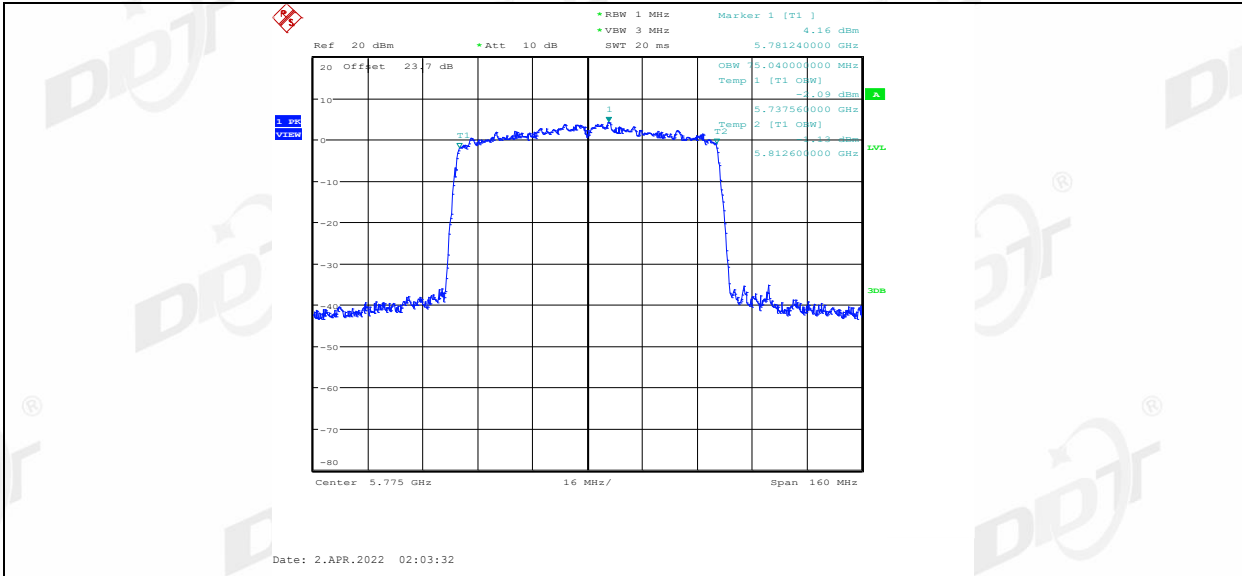
11AC80MIMO_Ant1_5610



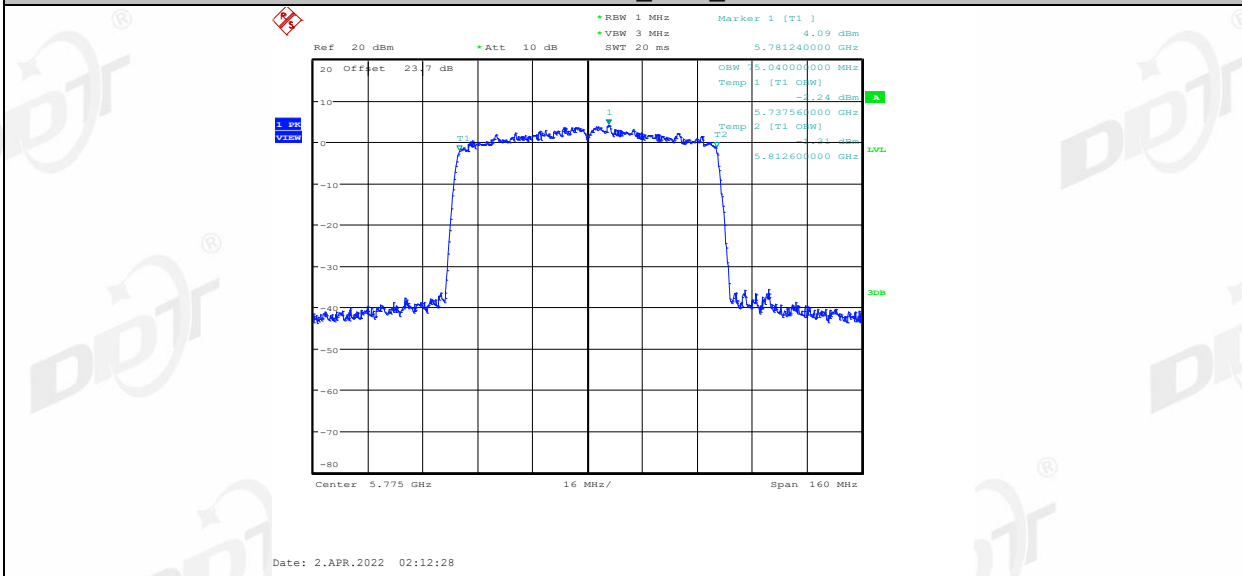
11AC80MIMO_Ant2_5610



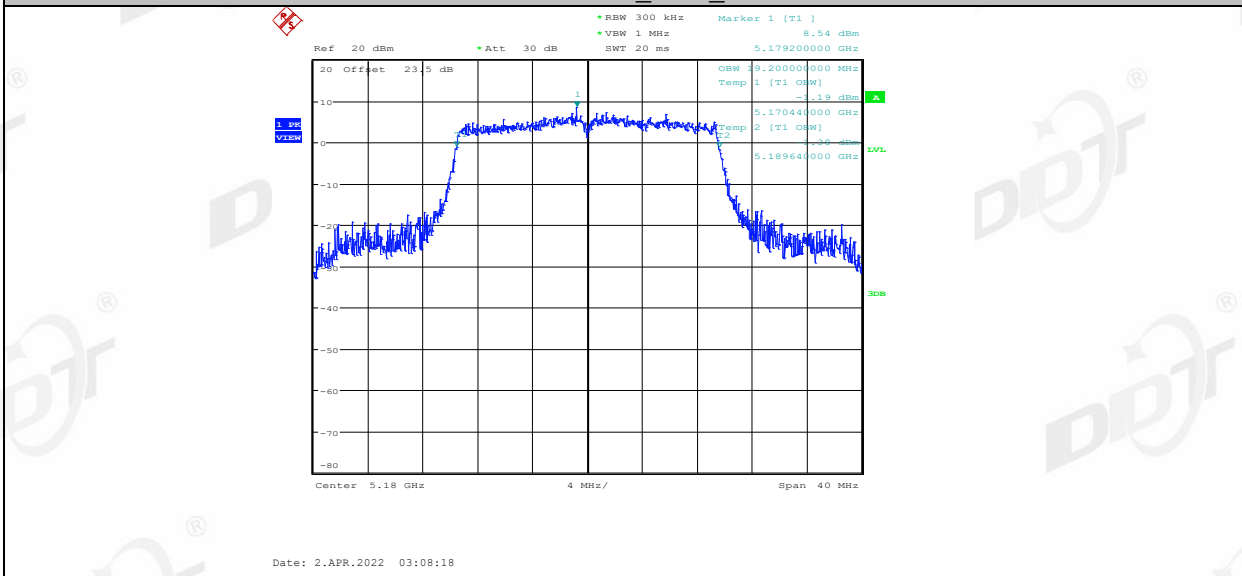
11AC80MIMO_Ant1_5775



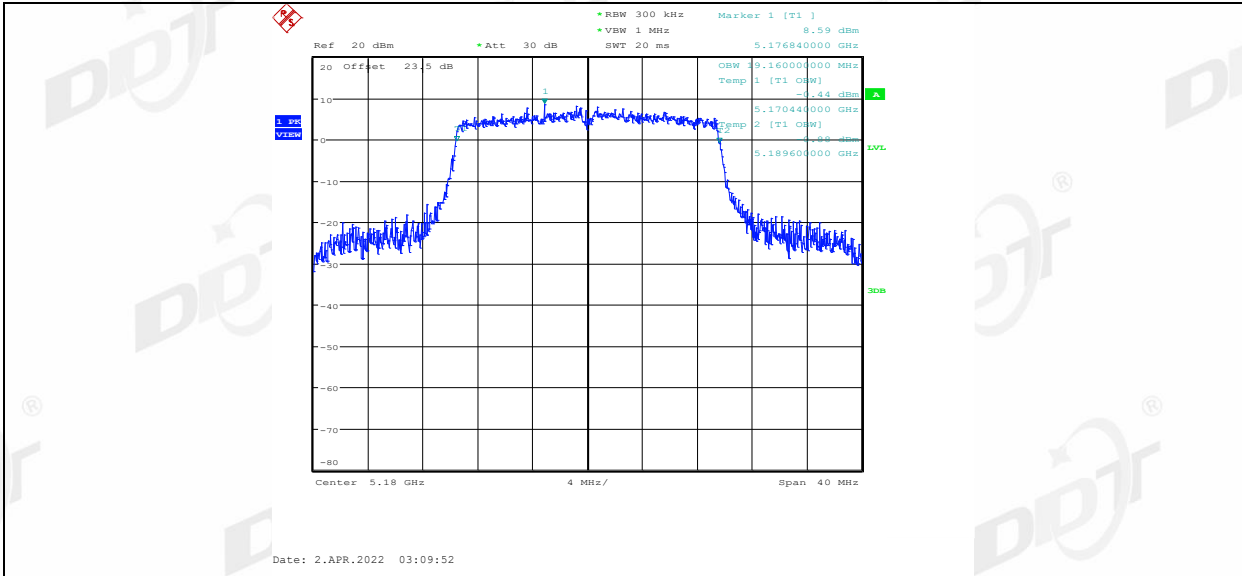
11AC80MIMO_Ant2_5775



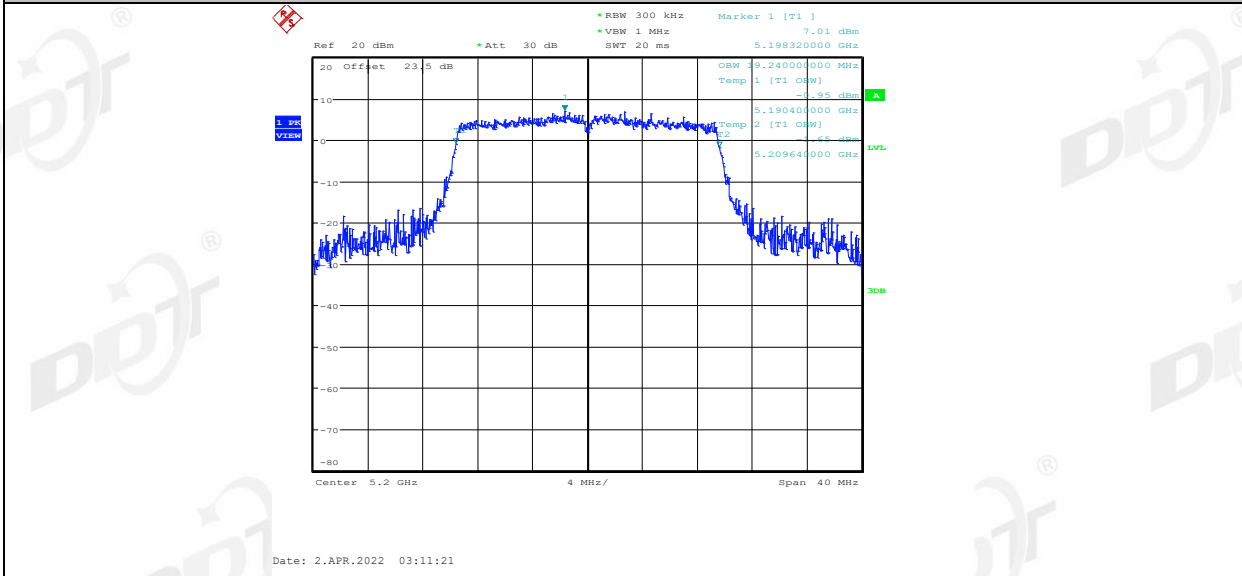
11AX20MIMO_Ant1_5180



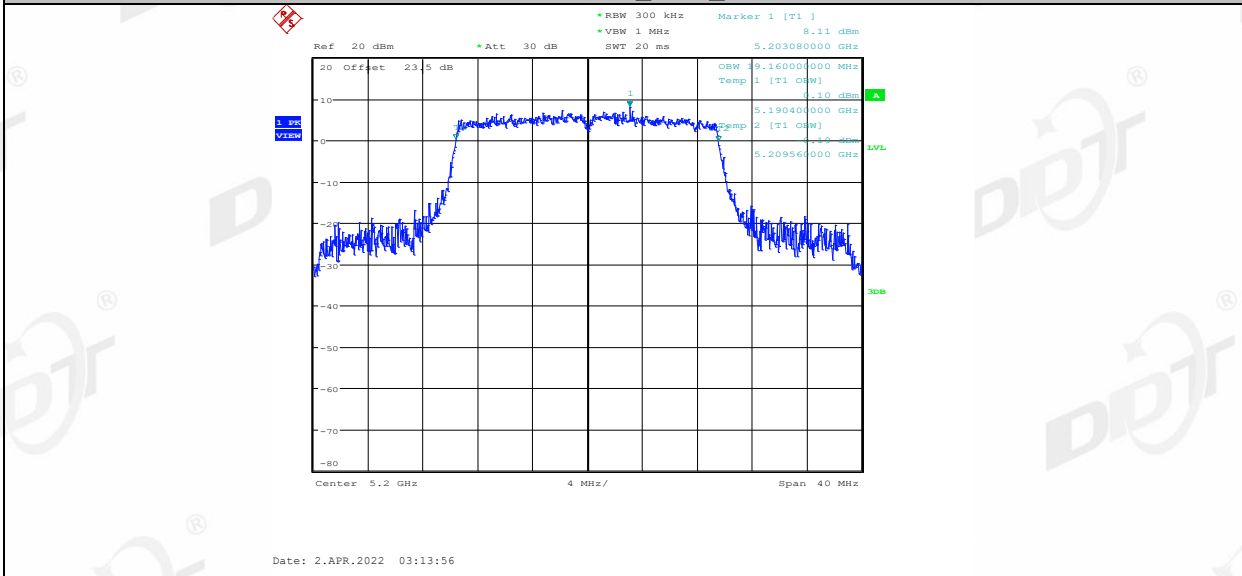
11AX20MIMO_Ant2_5180



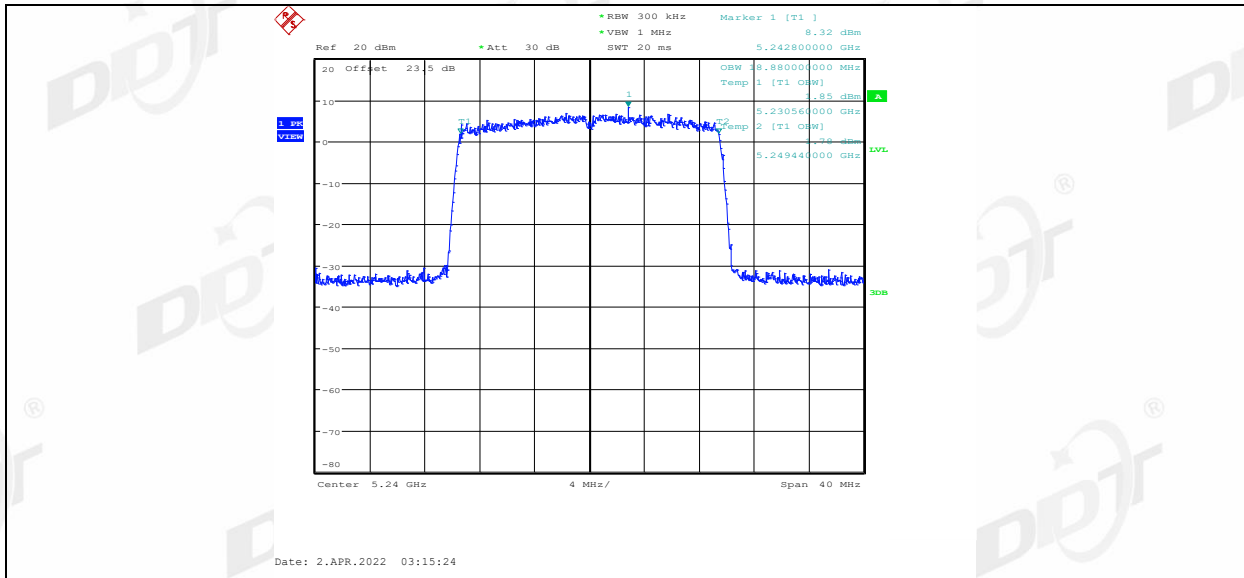
11AX20MIMO_Ant1_5200



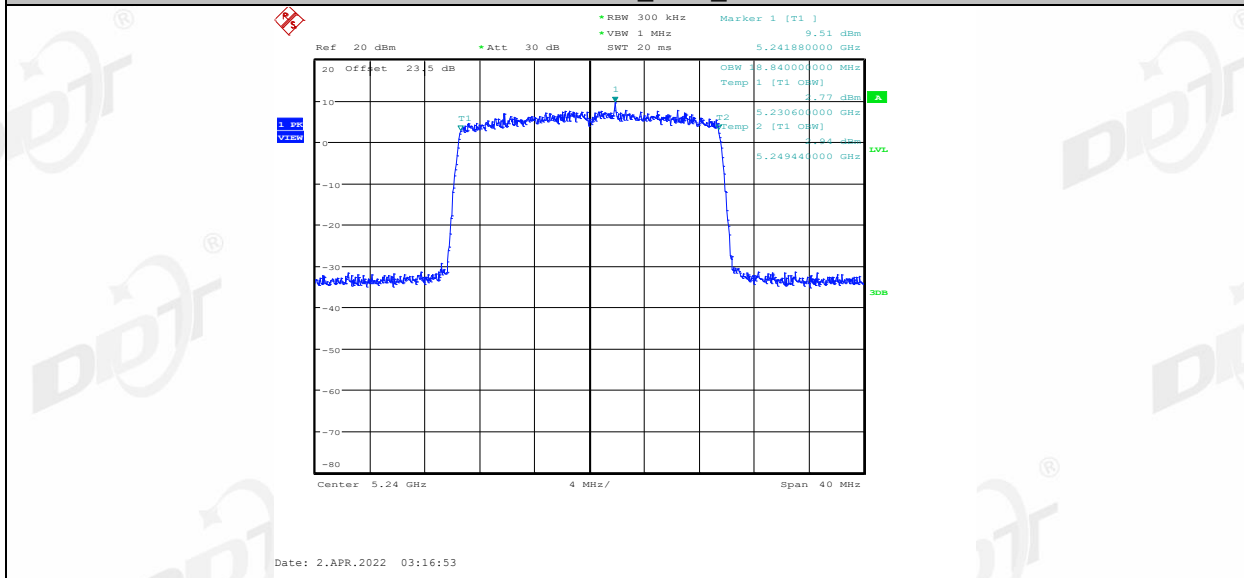
11AX20MIMO_Ant2_5200



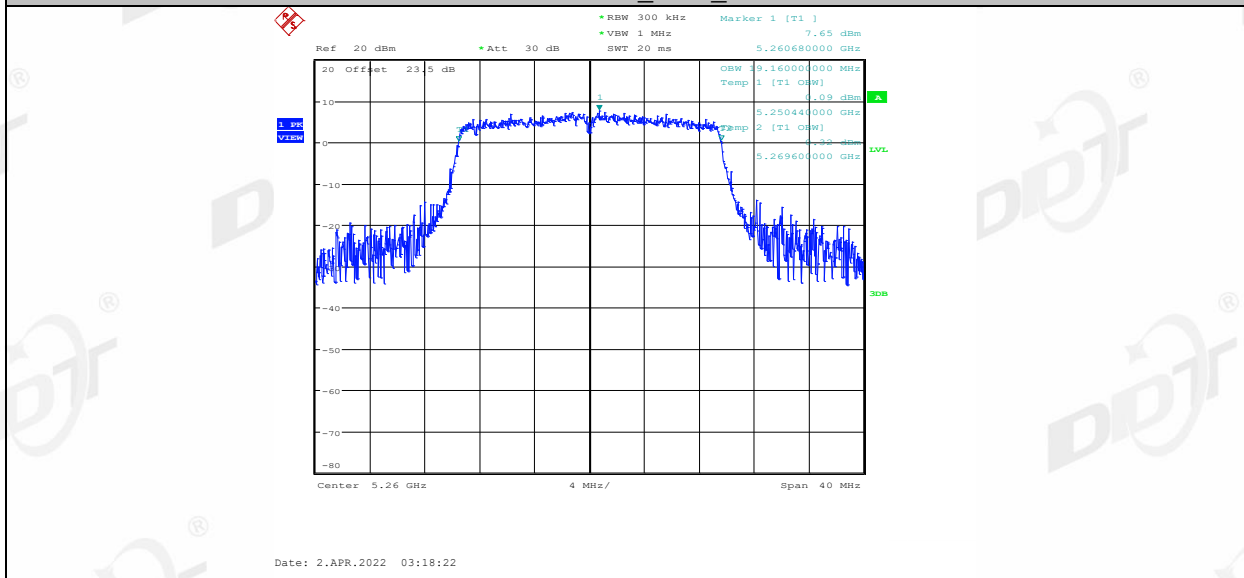
11AX20MIMO_Ant1_5240



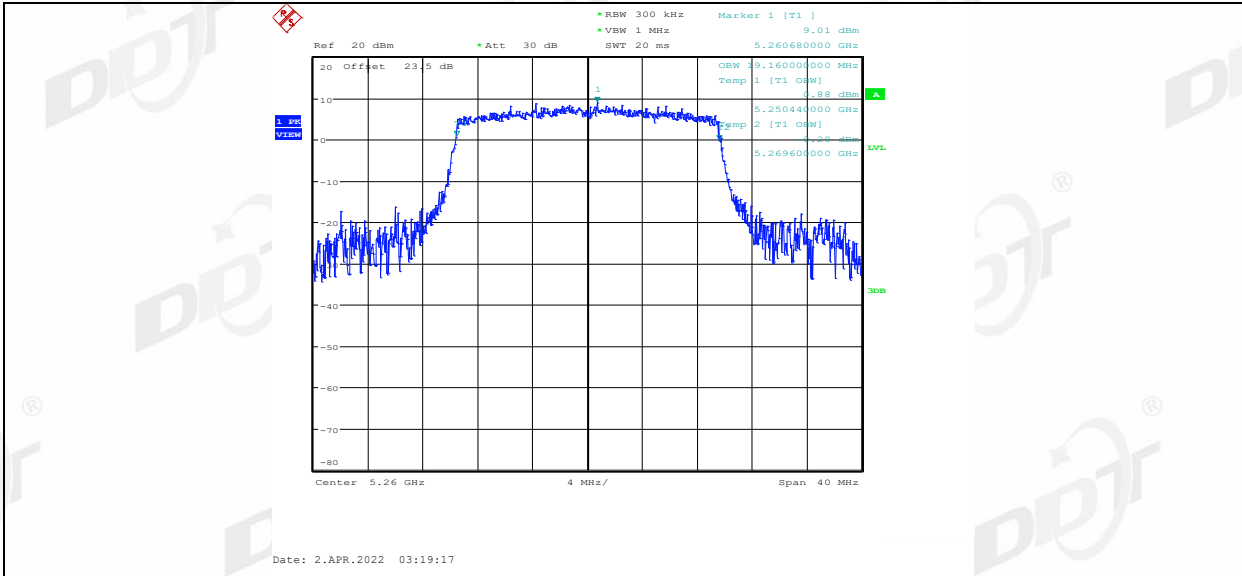
11AX20MIMO_Ant2_5240



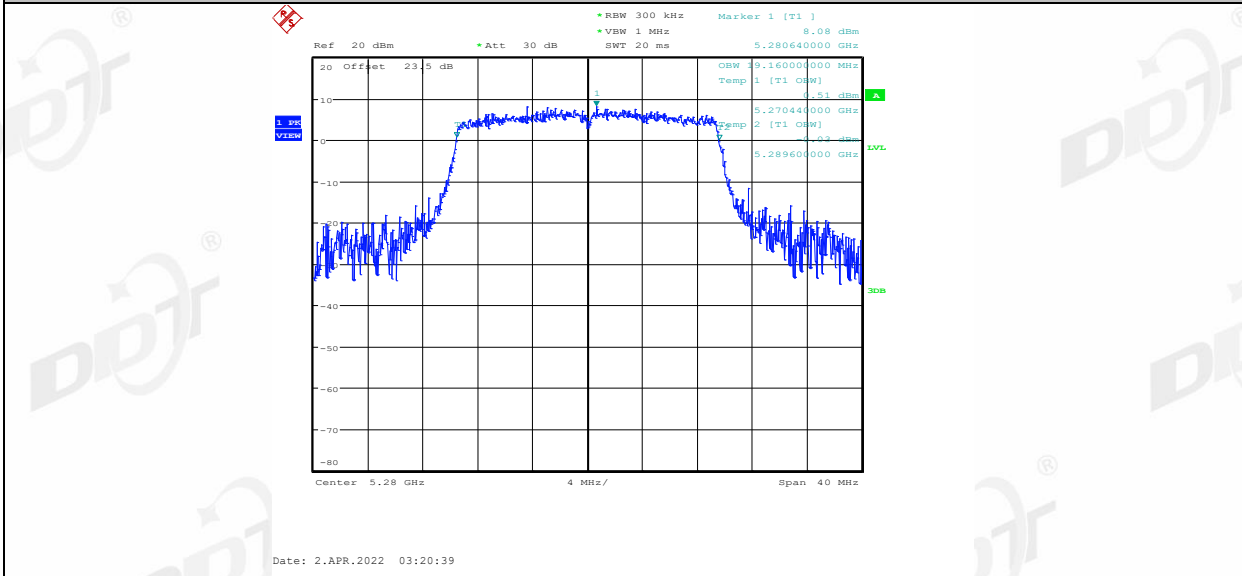
11AX20MIMO_Ant1_5260



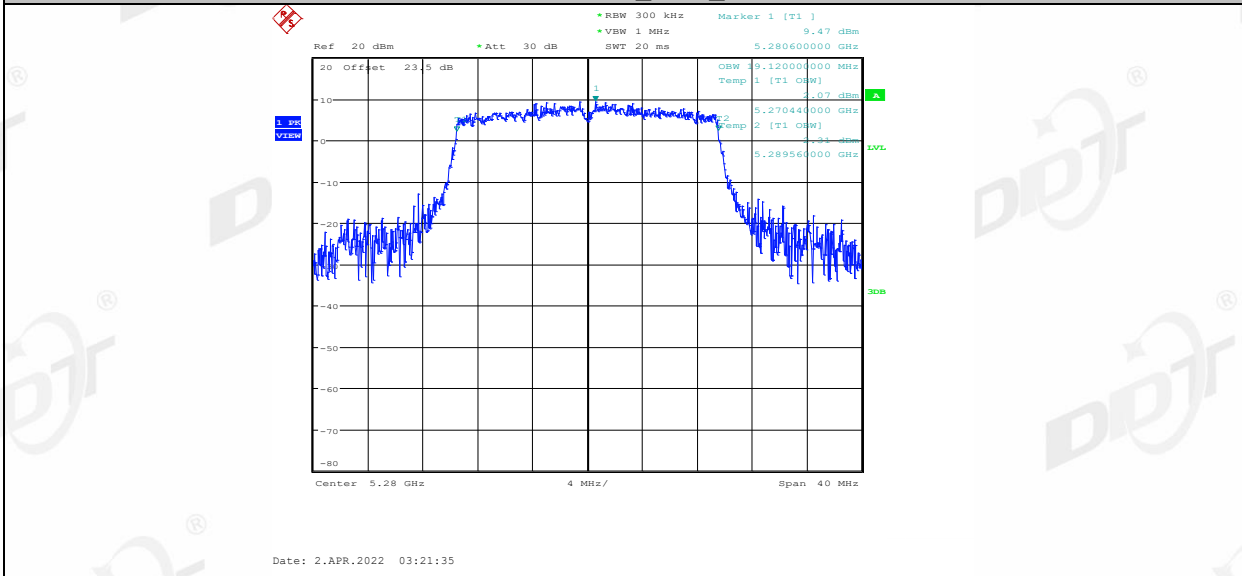
11AX20MIMO_Ant2_5260



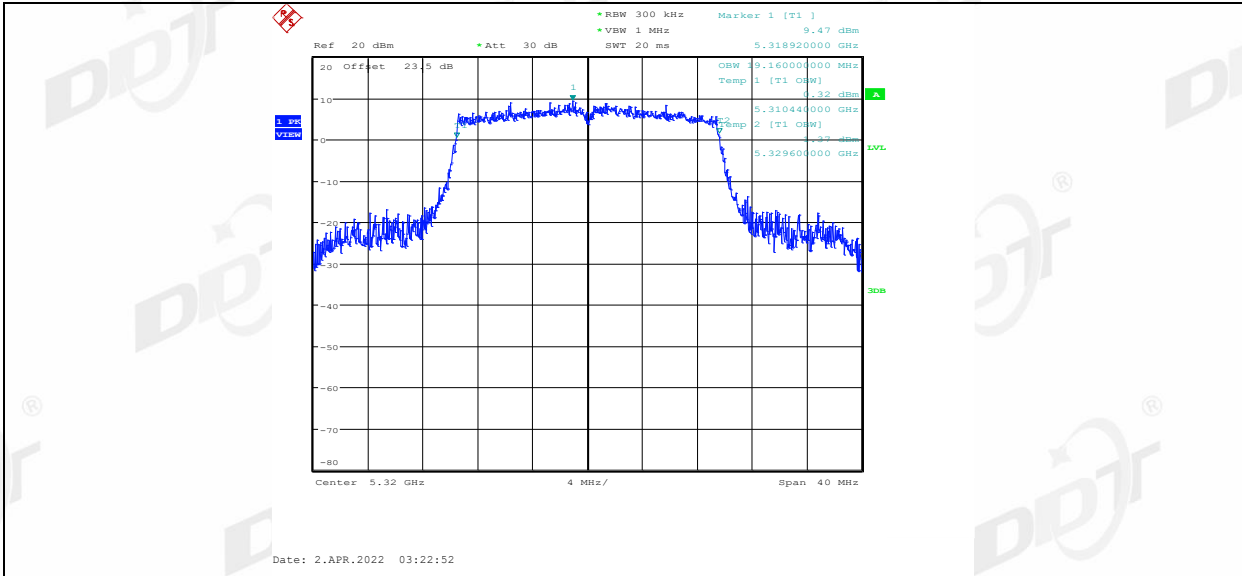
11AX20MIMO_Ant1_5280



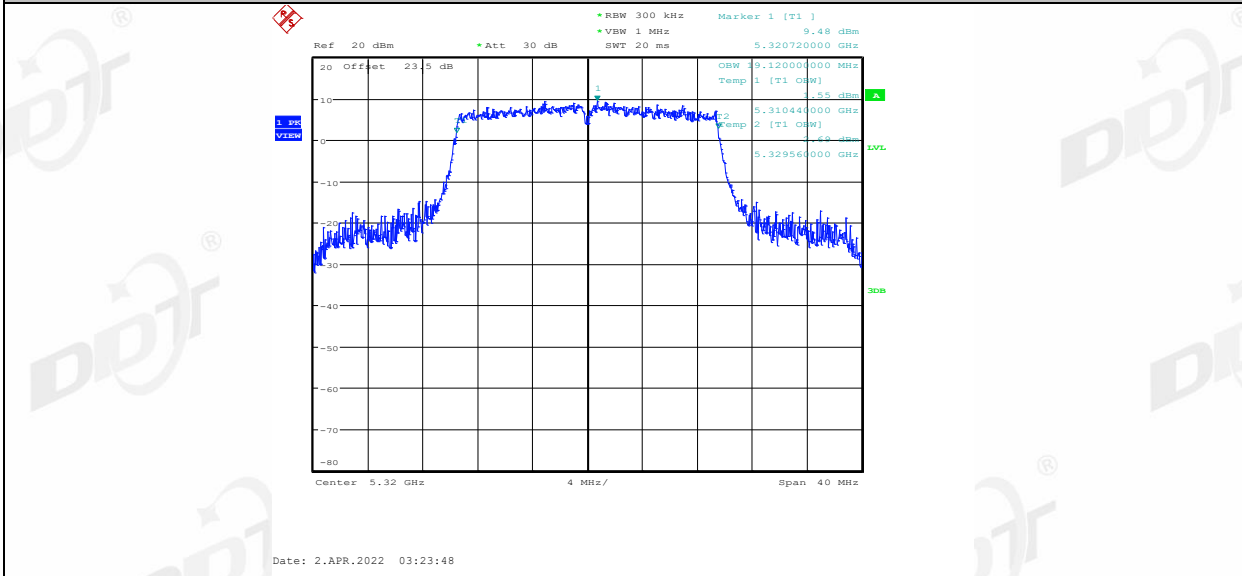
11AX20MIMO_Ant2_5280



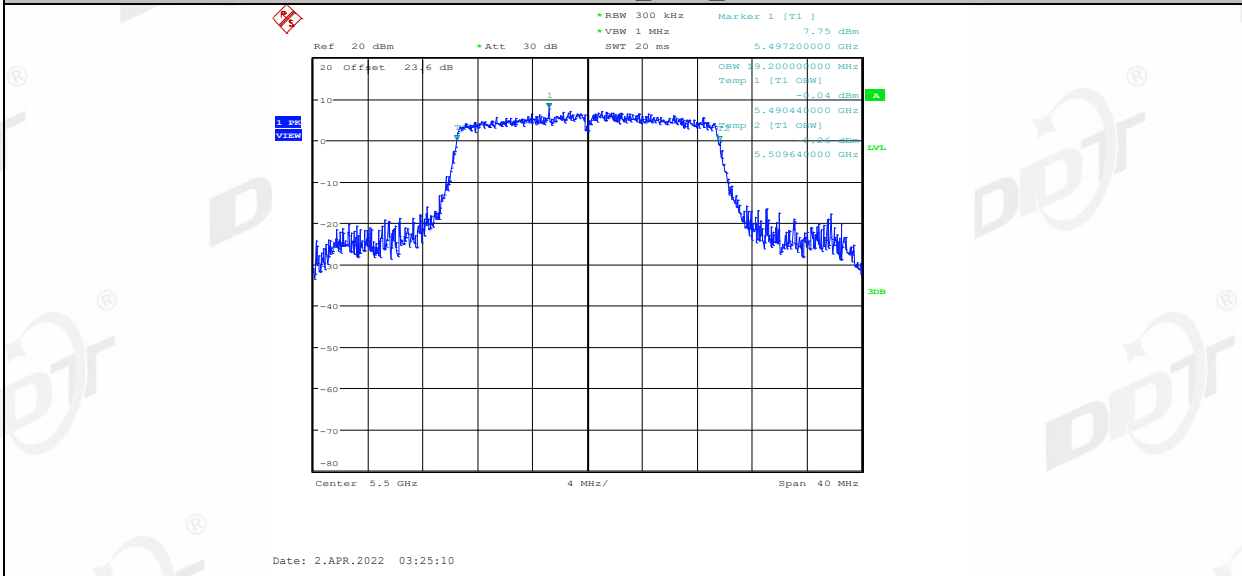
11AX20MIMO_Ant1_5320



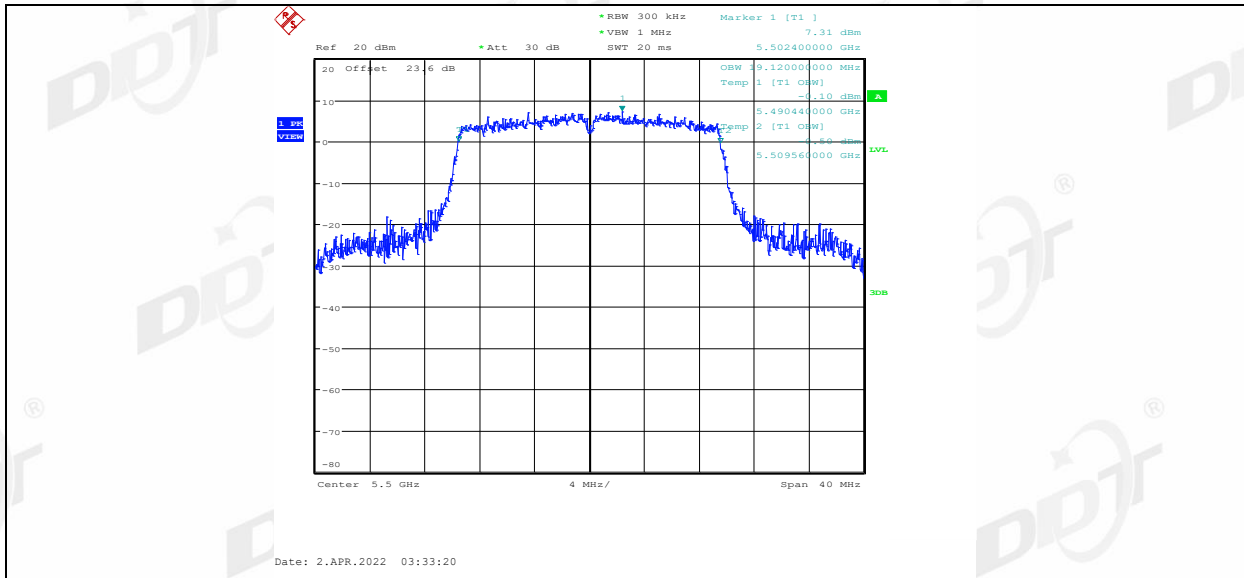
11AX20MIMO_Ant2_5320



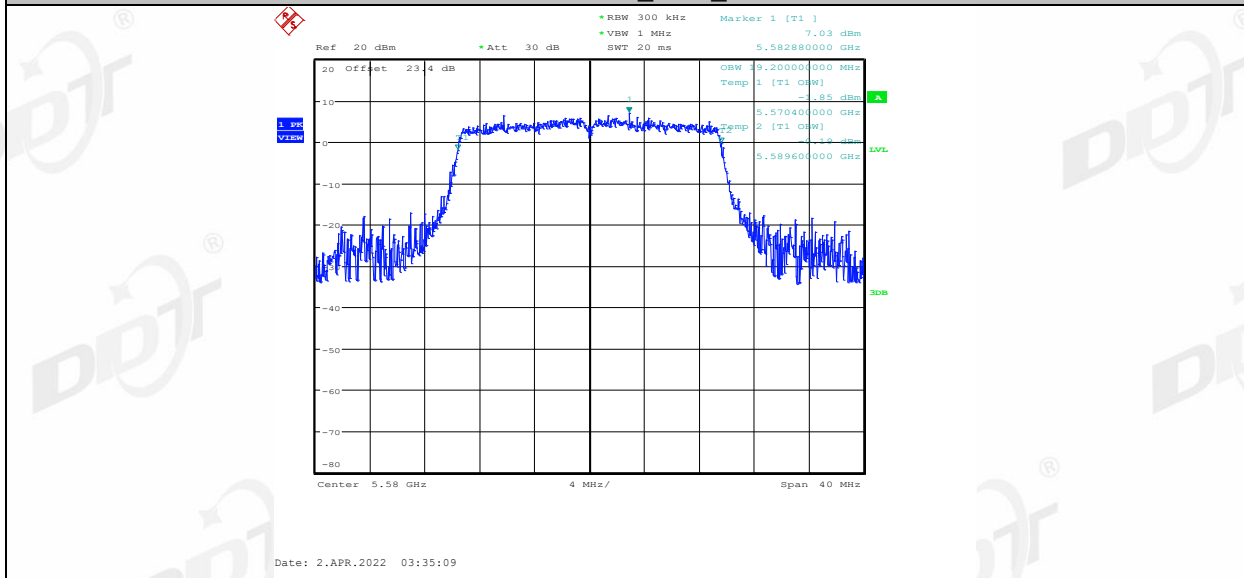
11AX20MIMO_Ant1_5500



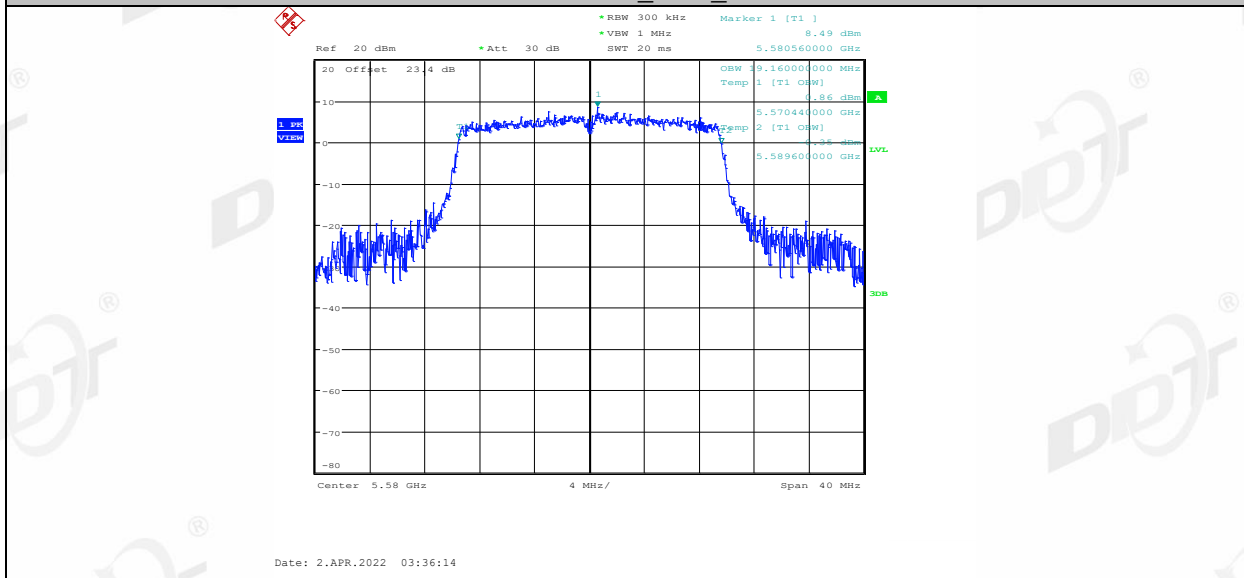
11AX20MIMO_Ant2_5500



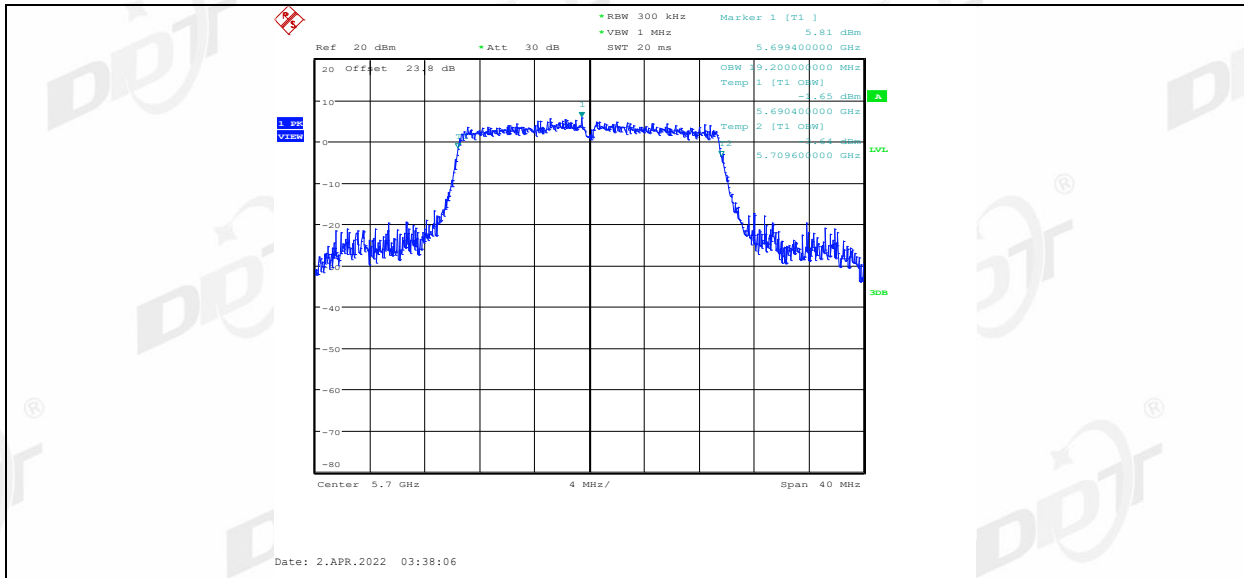
11AX20MIMO_Ant1_5580



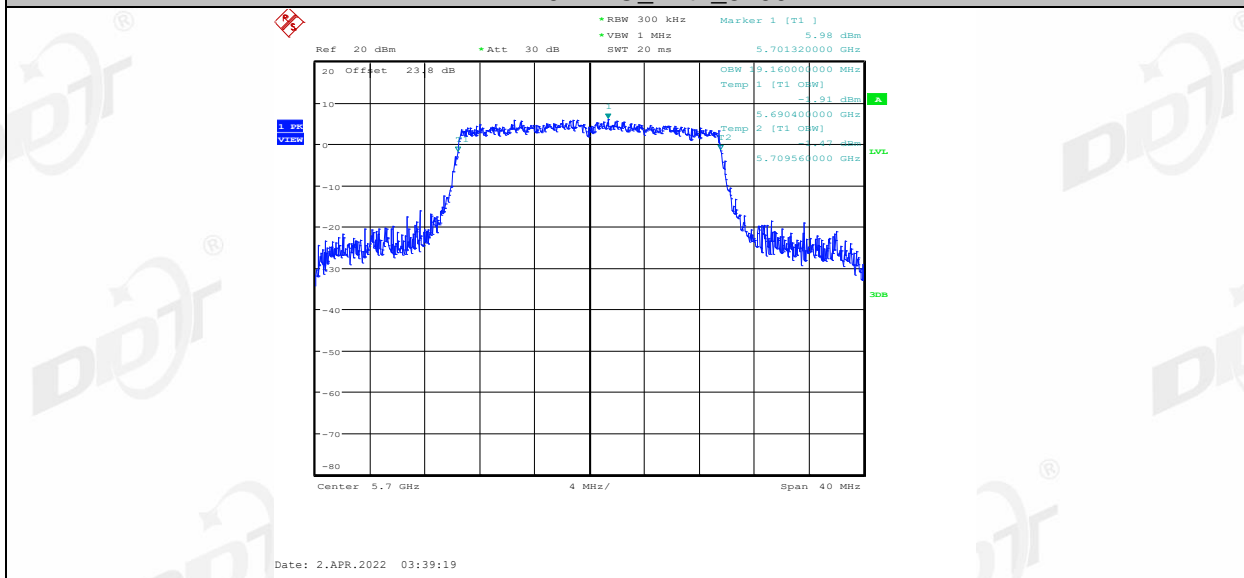
11AX20MIMO_Ant2_5580



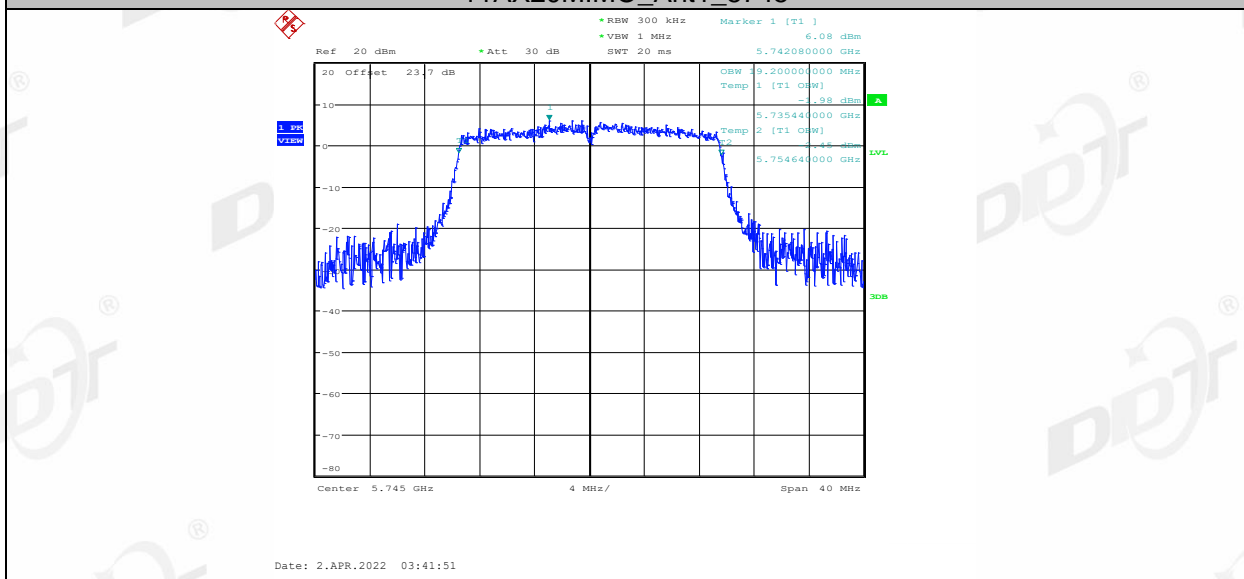
11AX20MIMO_Ant1_5700



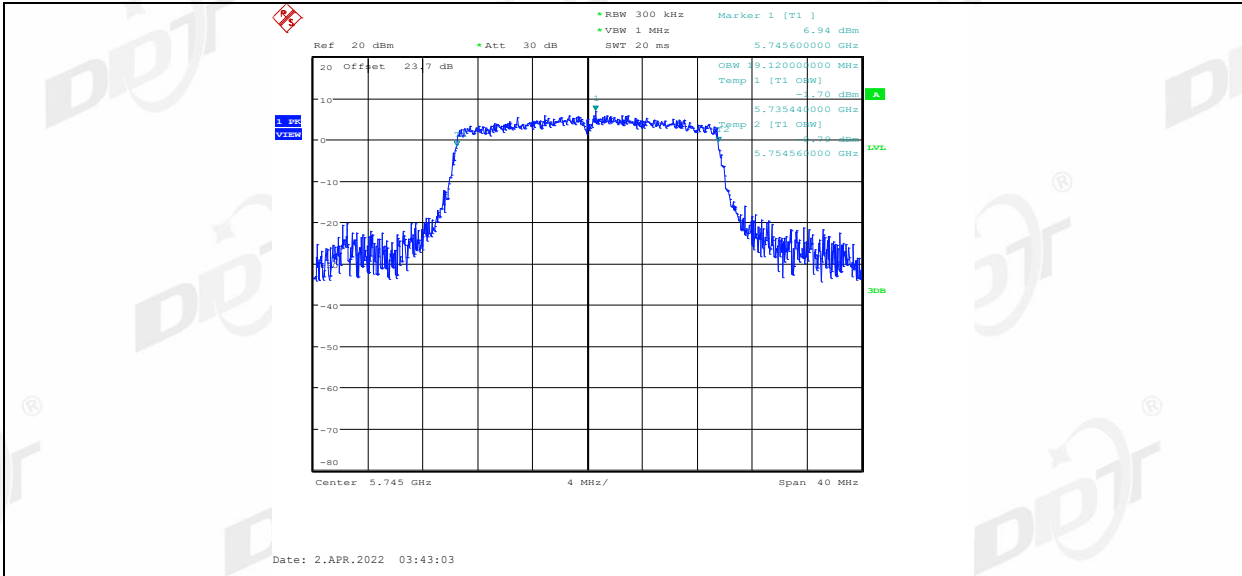
11AX20MIMO_Ant2_5700



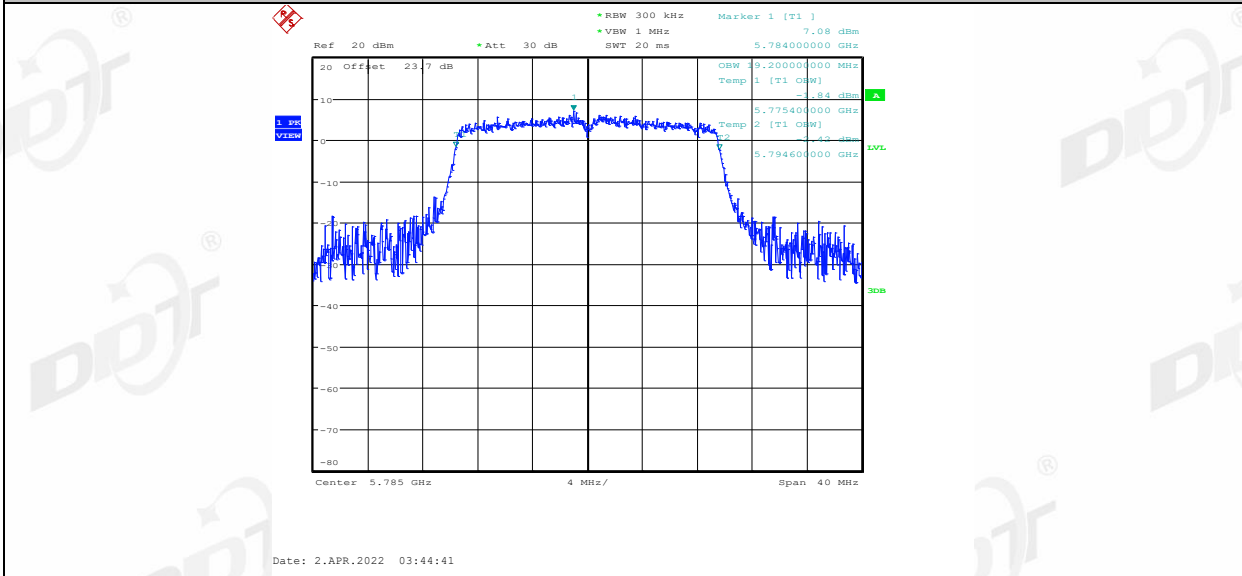
11AX20MIMO_Ant1_5745



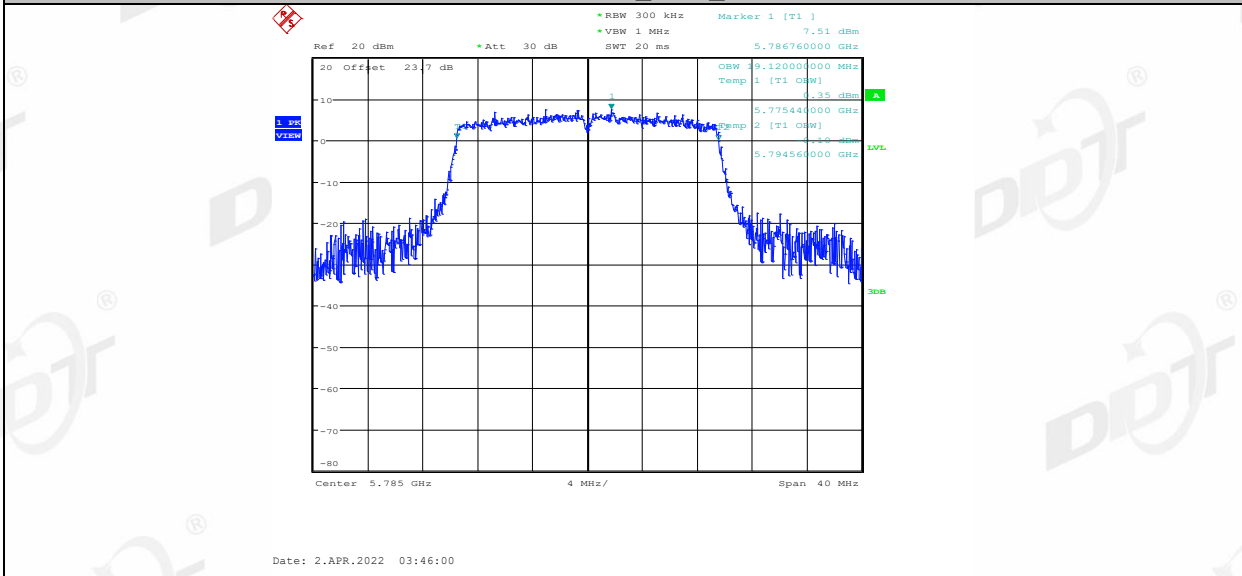
11AX20MIMO_Ant2_5745



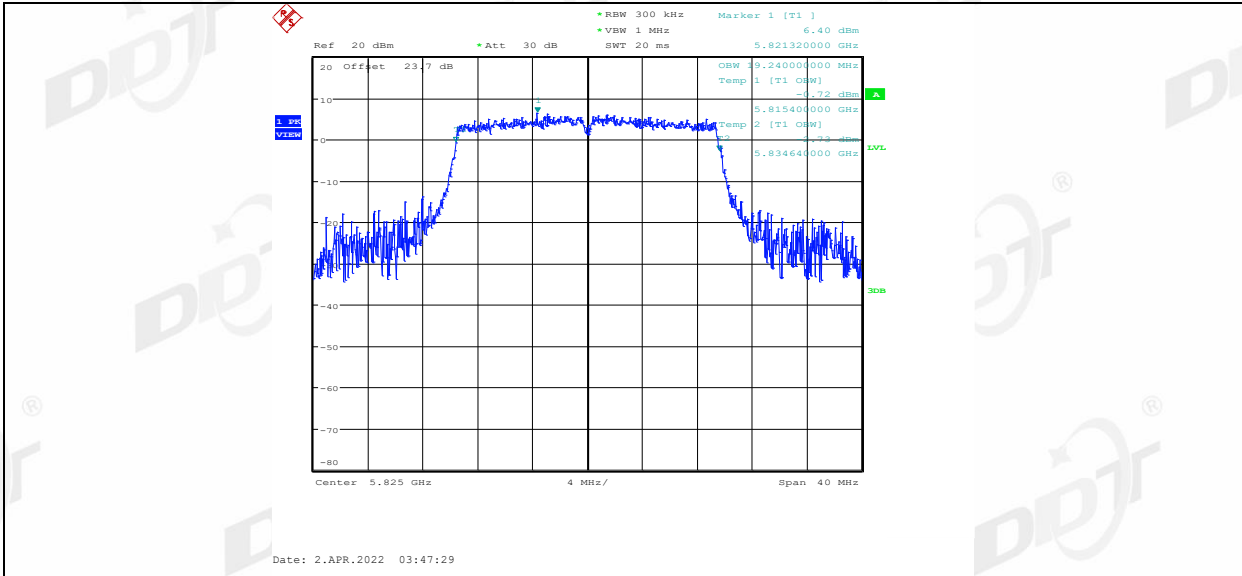
11AX20MIMO_Ant1_5785



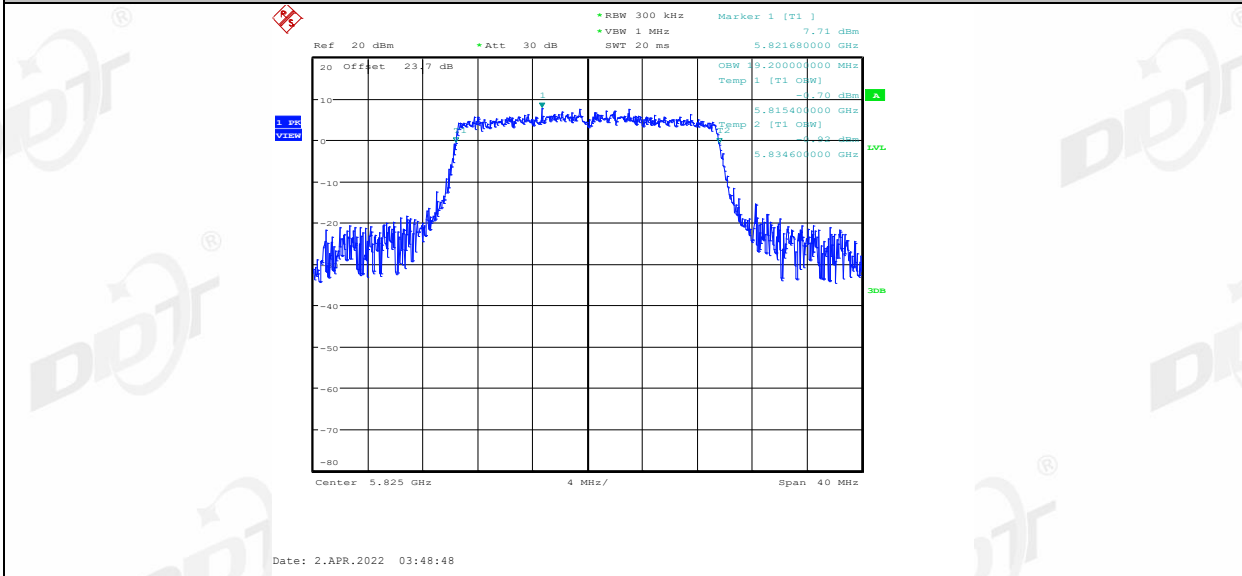
11AX20MIMO_Ant2_5785



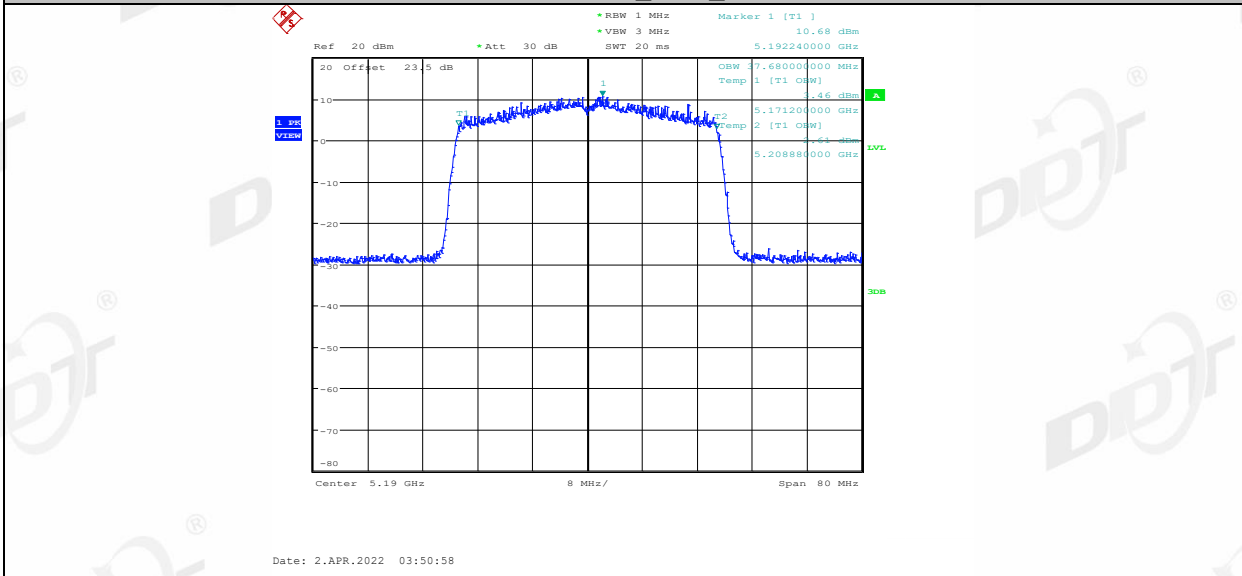
11AX20MIMO_Ant1_5825



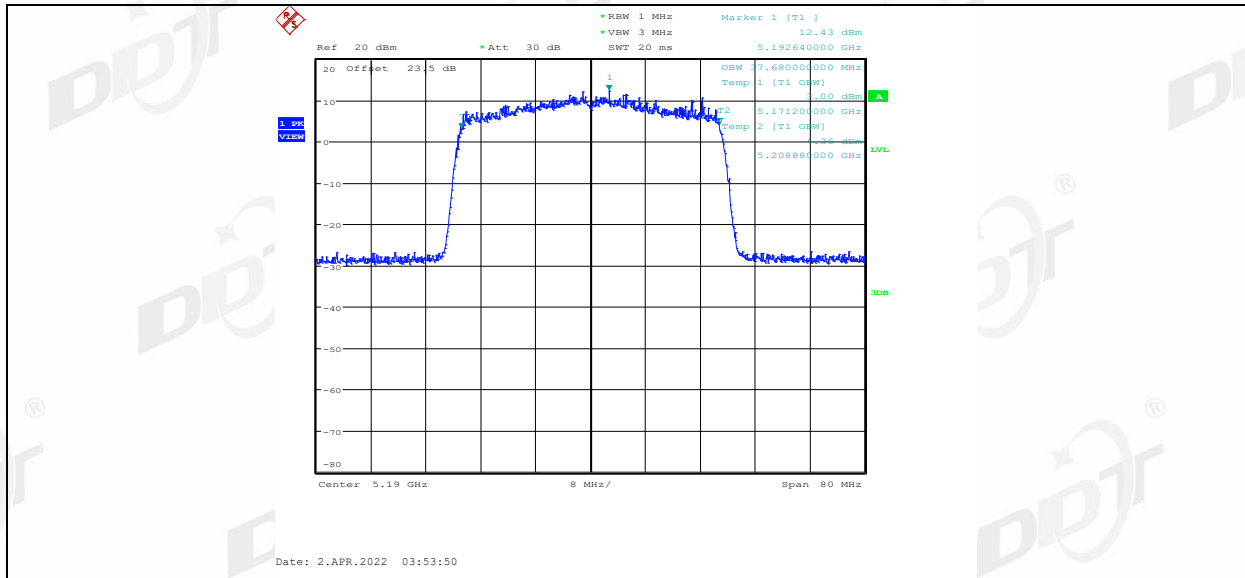
11AX20MIMO_Ant2_5825



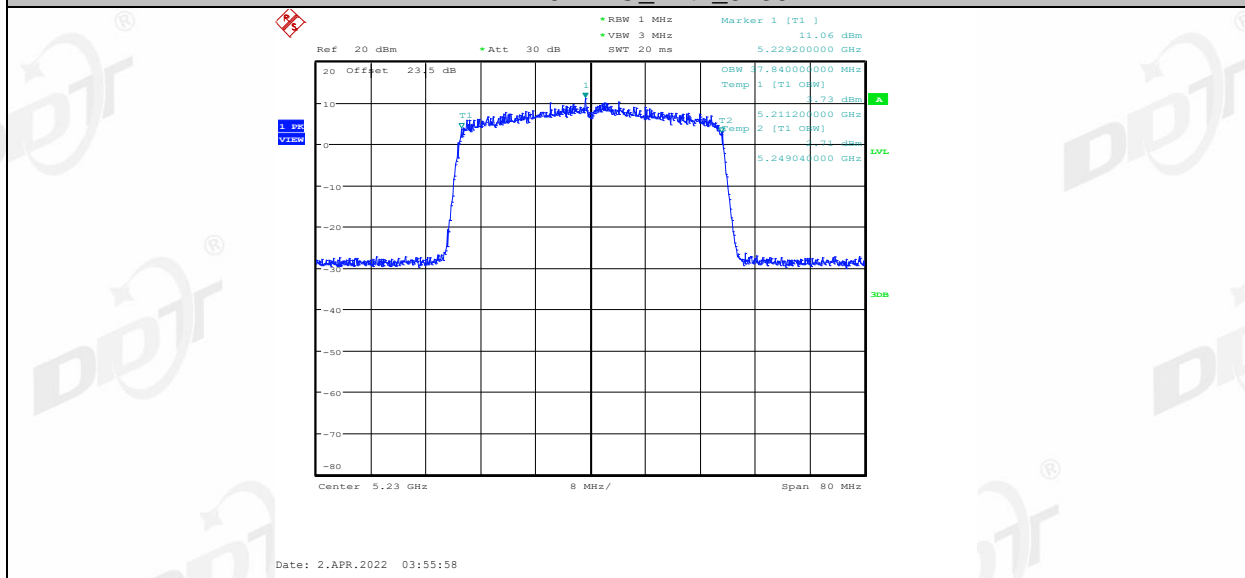
11AX40MIMO_Ant1_5190



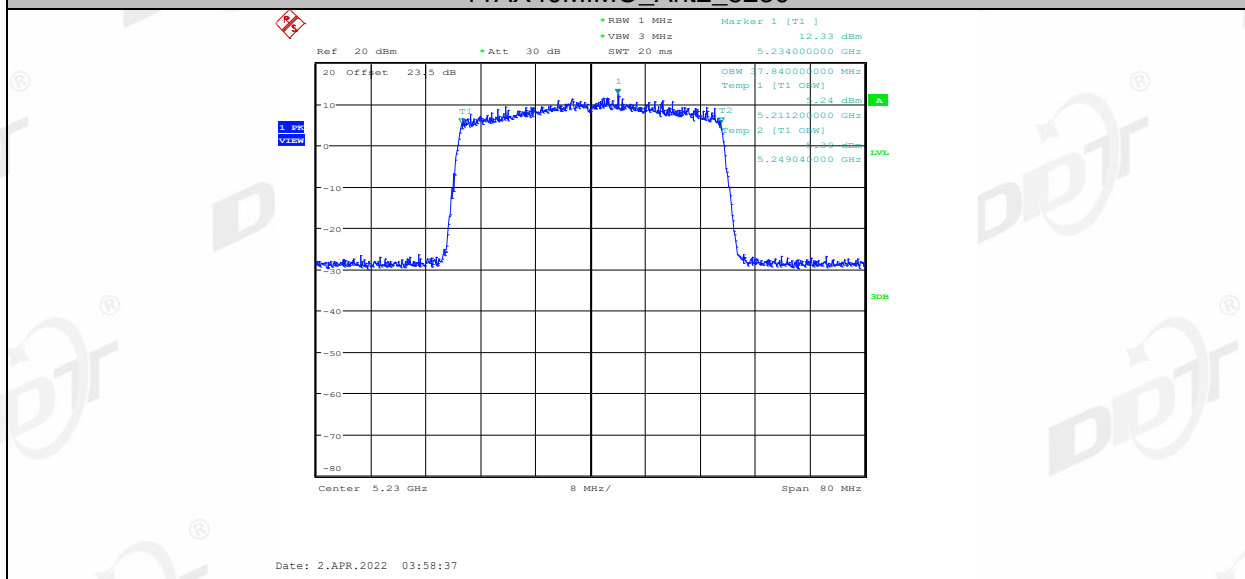
11AX40MIMO_Ant2_5190



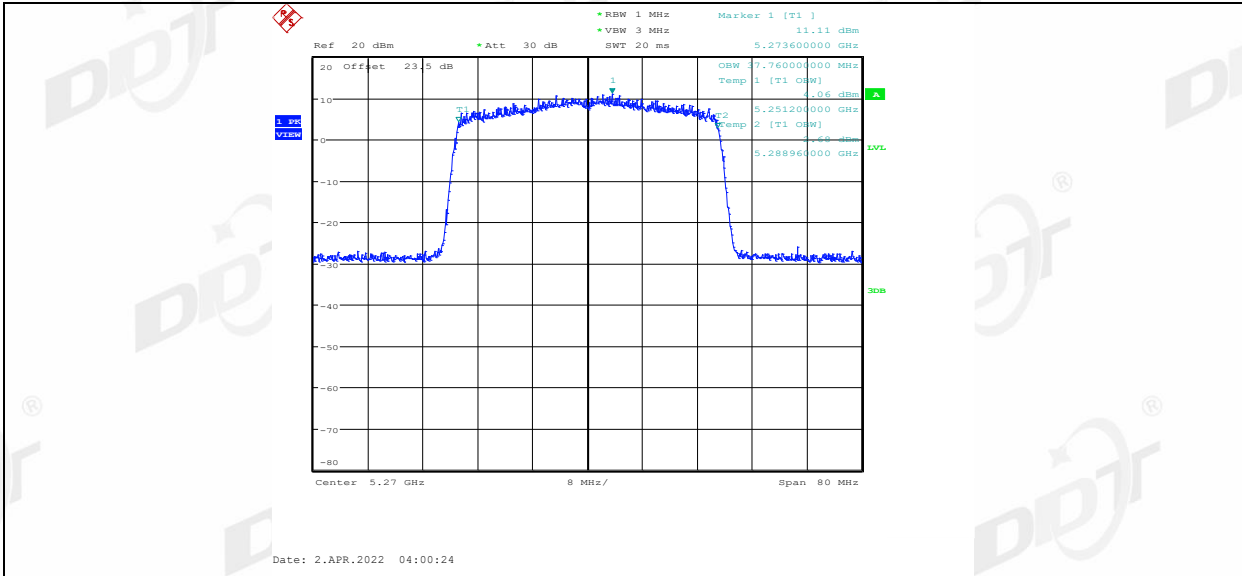
11AX40MIMO_Ant1_5230



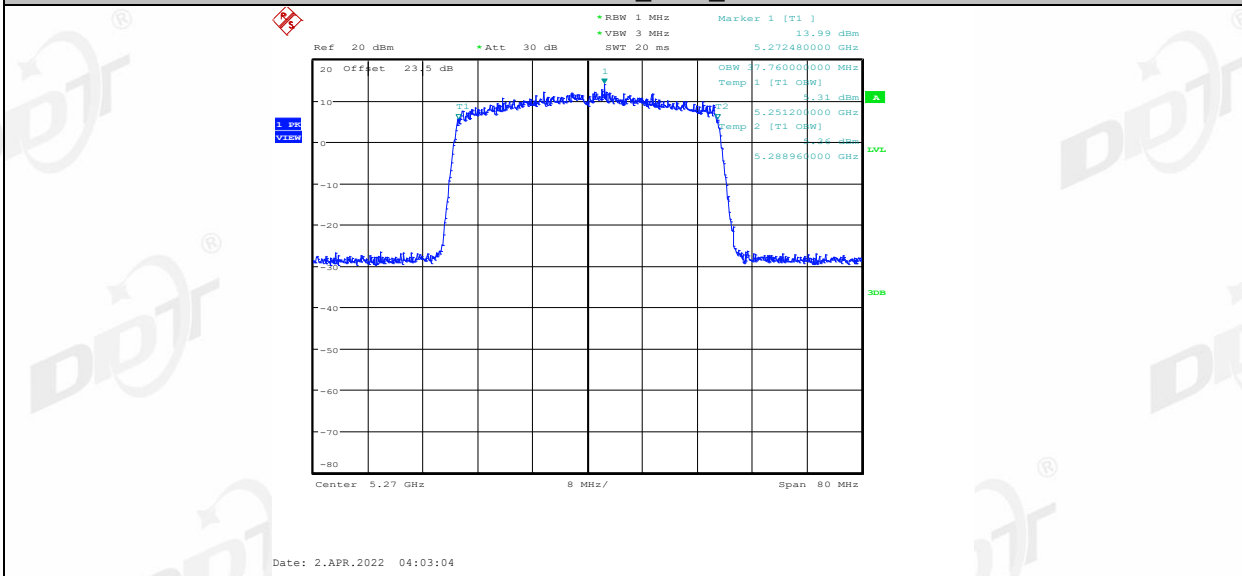
11AX40MIMO_Ant2_5230



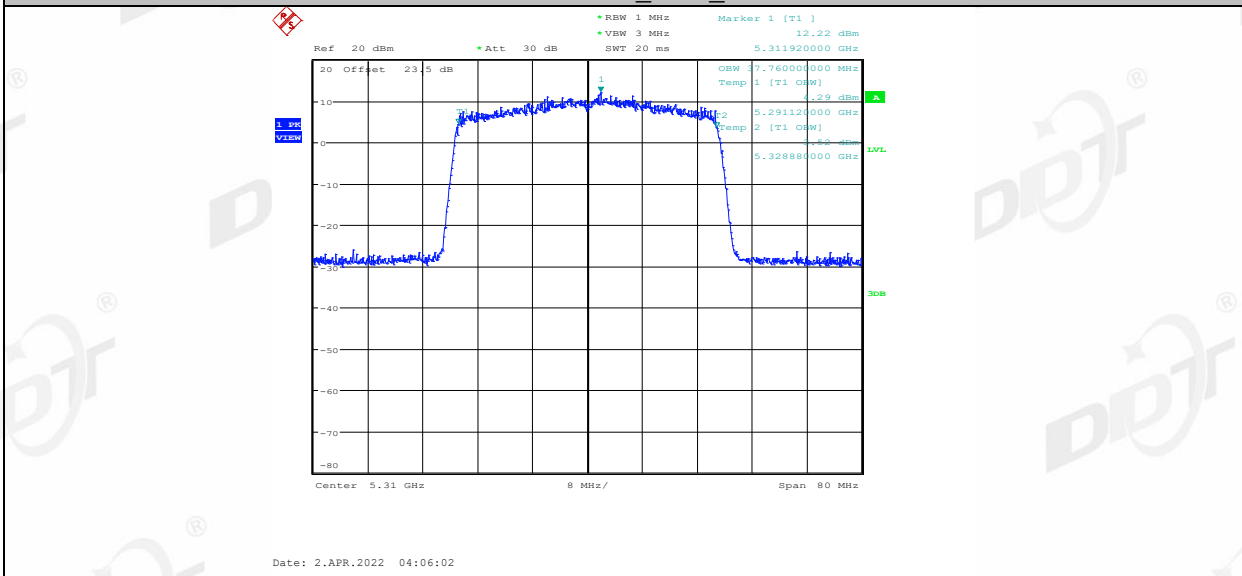
11AX40MIMO_Ant1_5270



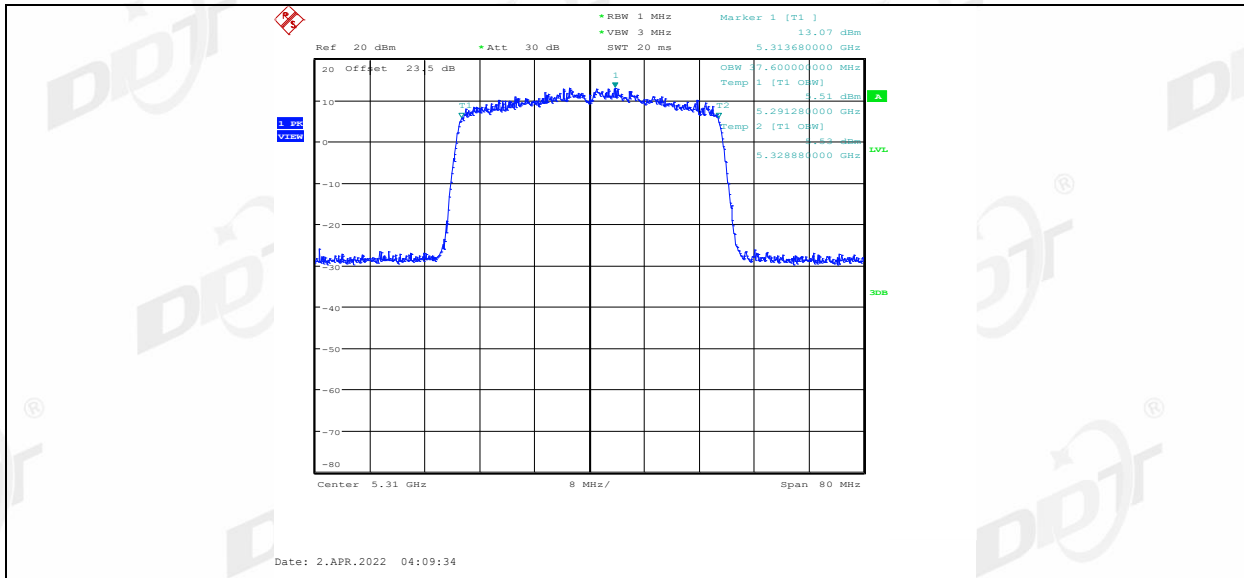
11AX40MIMO_Ant2_5270



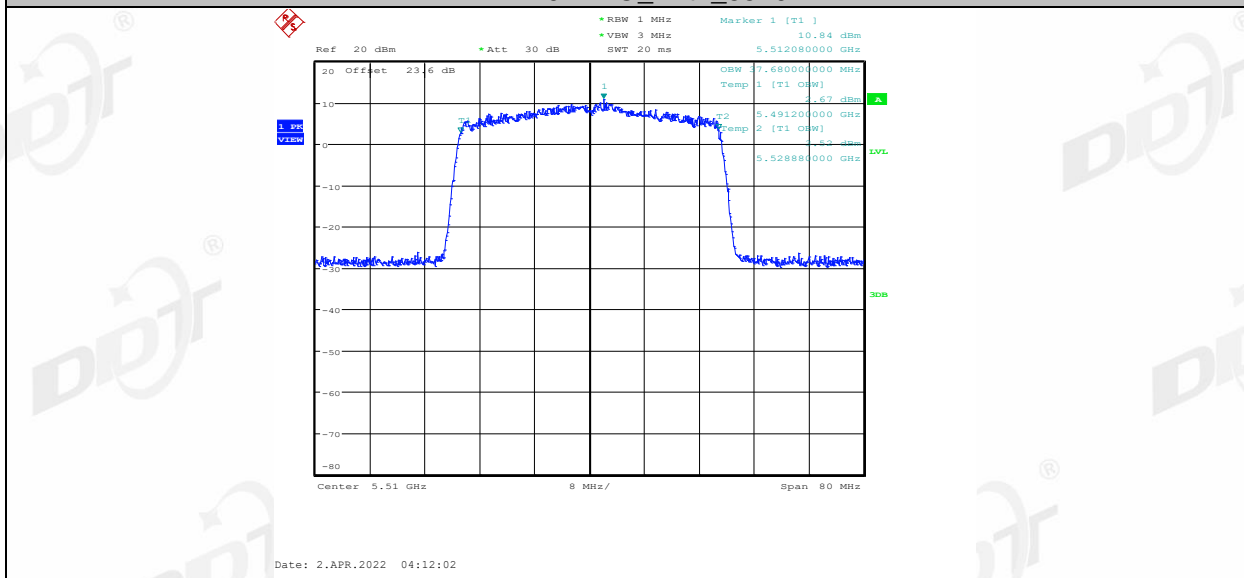
11AX40MIMO_Ant1_5310



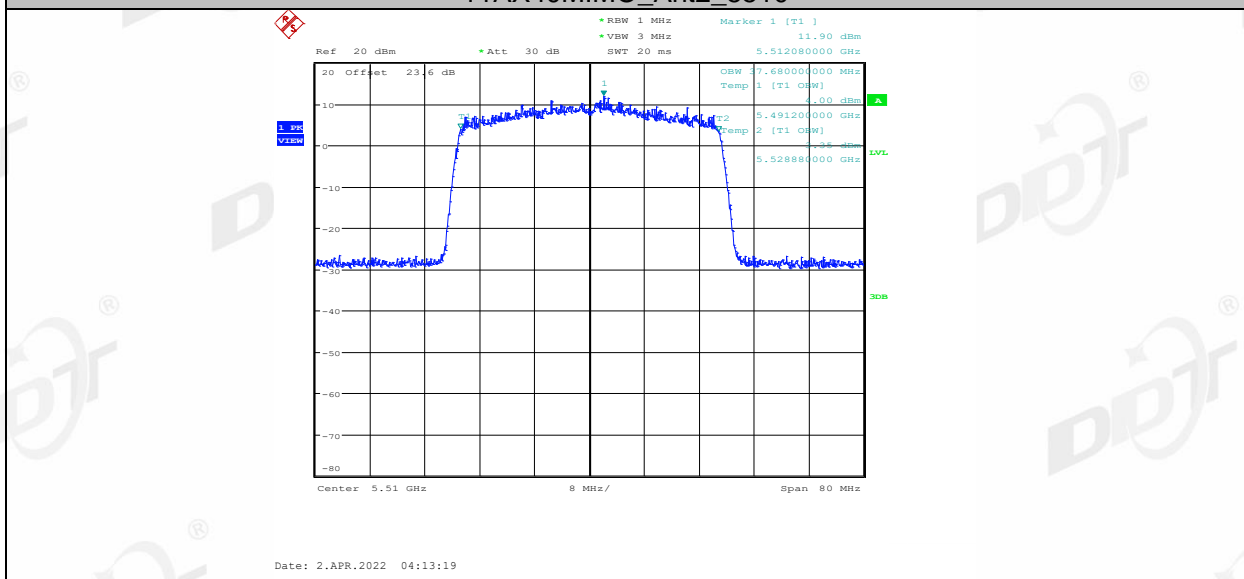
11AX40MIMO_Ant2_5310



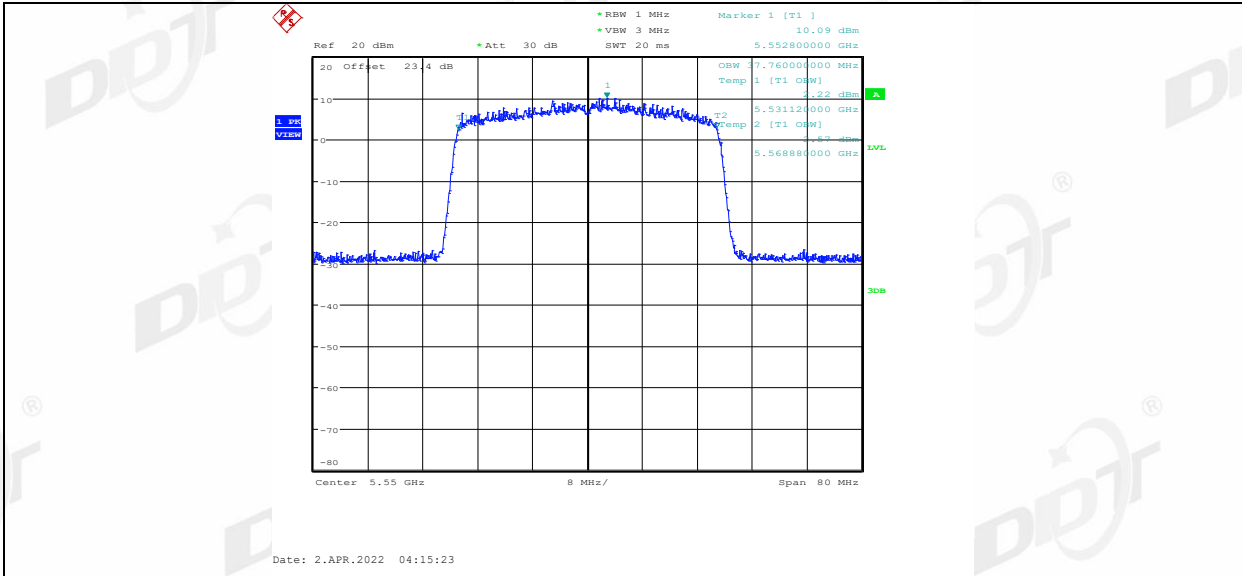
11AX40MIMO_Ant1_5510



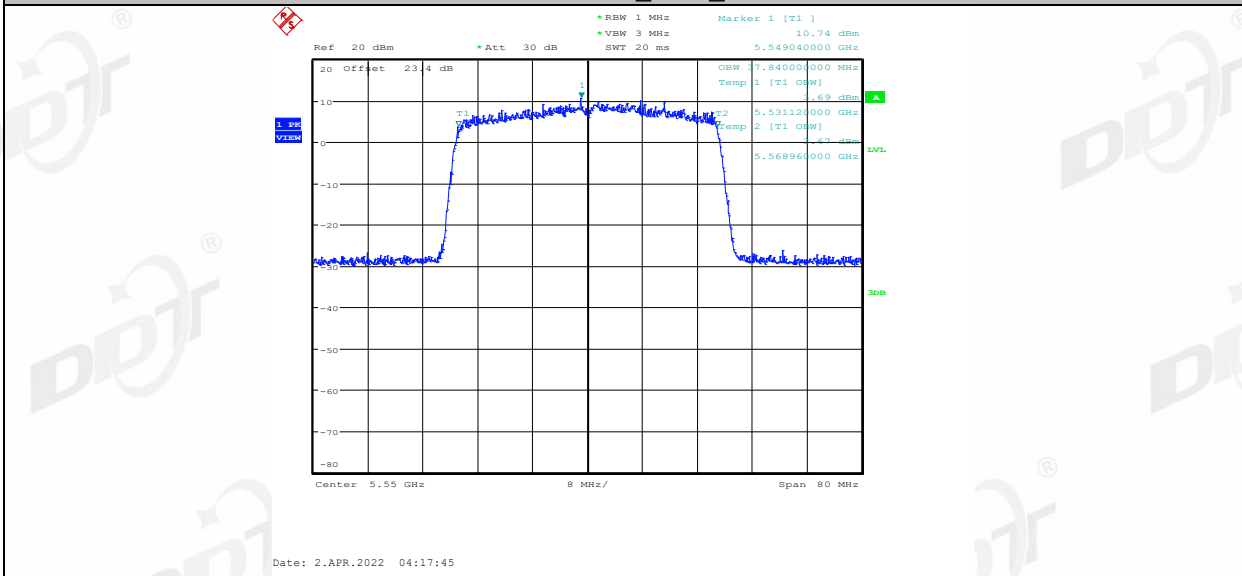
11AX40MIMO_Ant2_5510



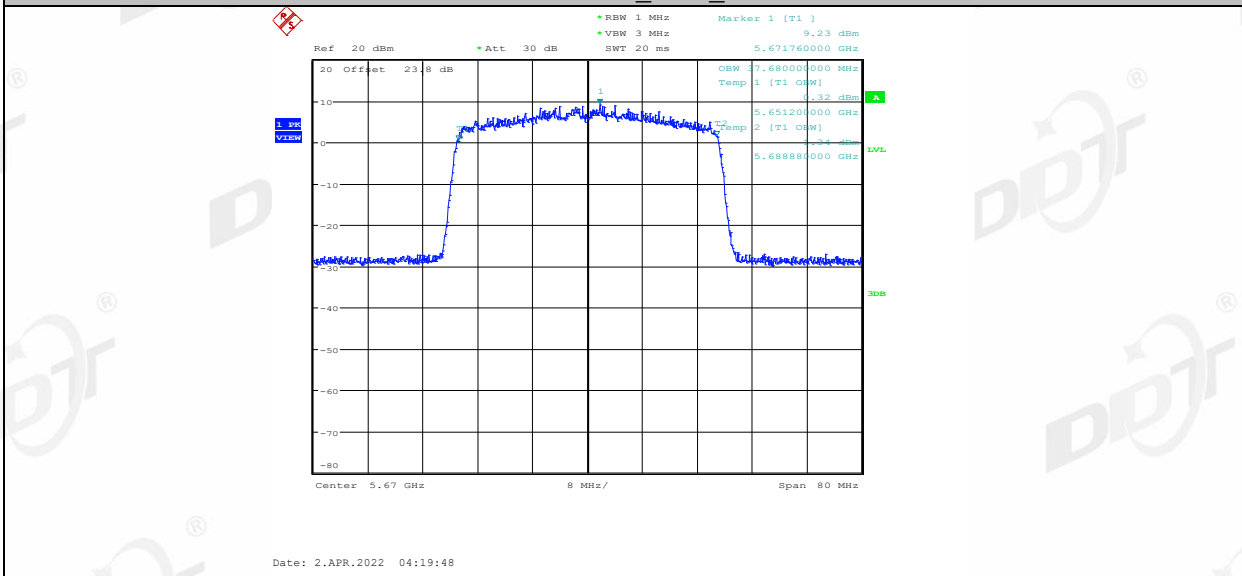
11AX40MIMO_Ant1_5550



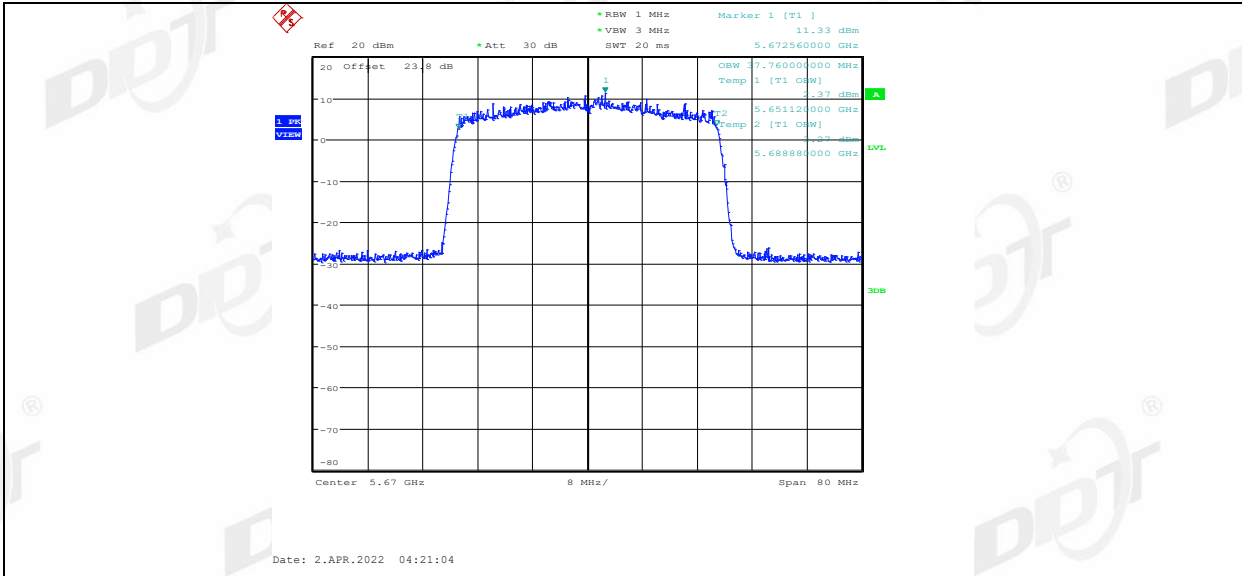
11AX40MIMO_Ant2_5550



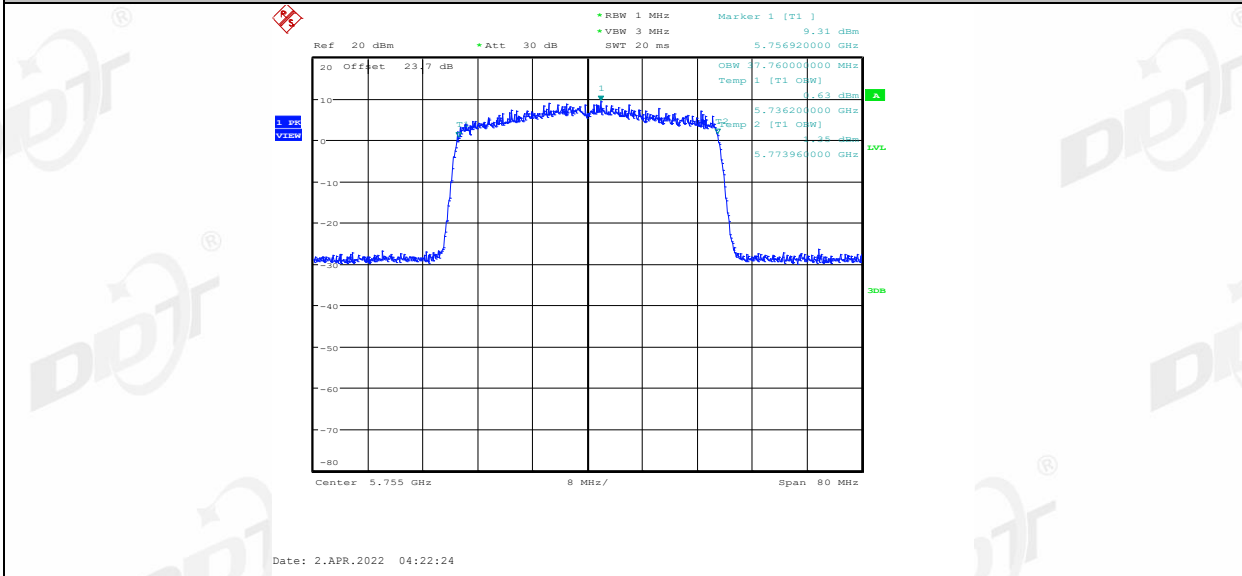
11AX40MIMO_Ant1_5670



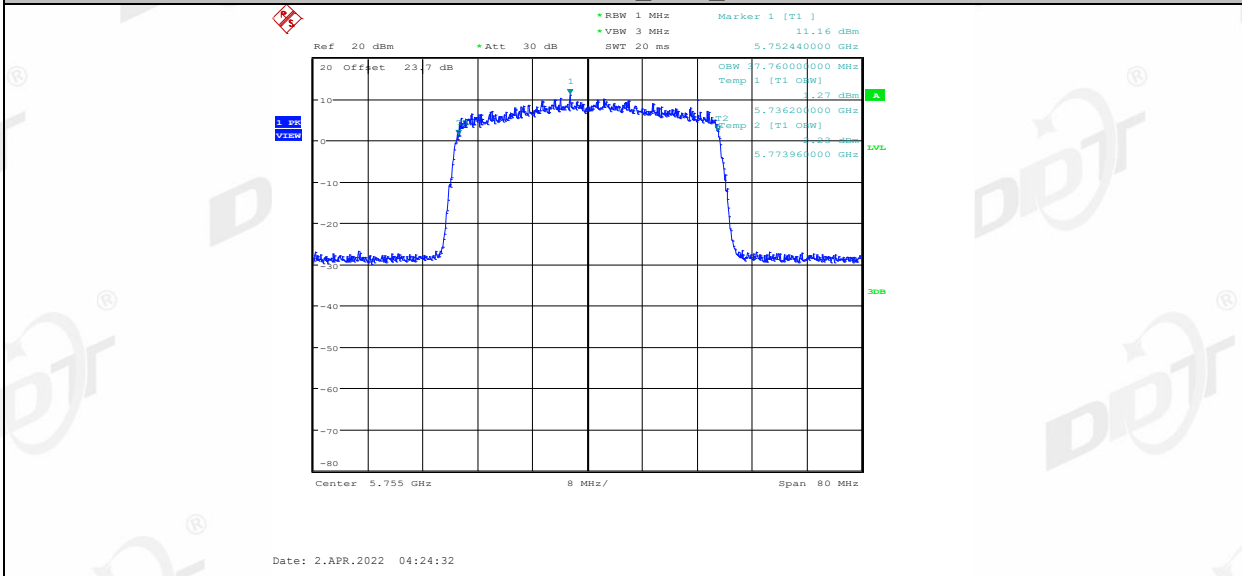
11AX40MIMO_Ant2_5670



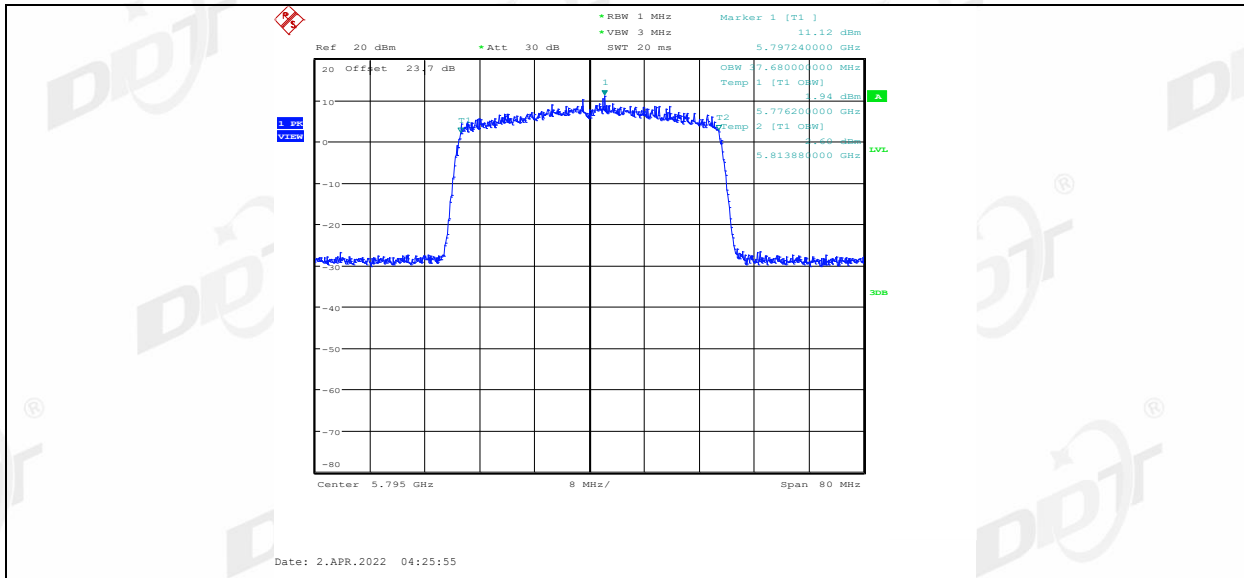
11AX40MIMO_Ant1_5755



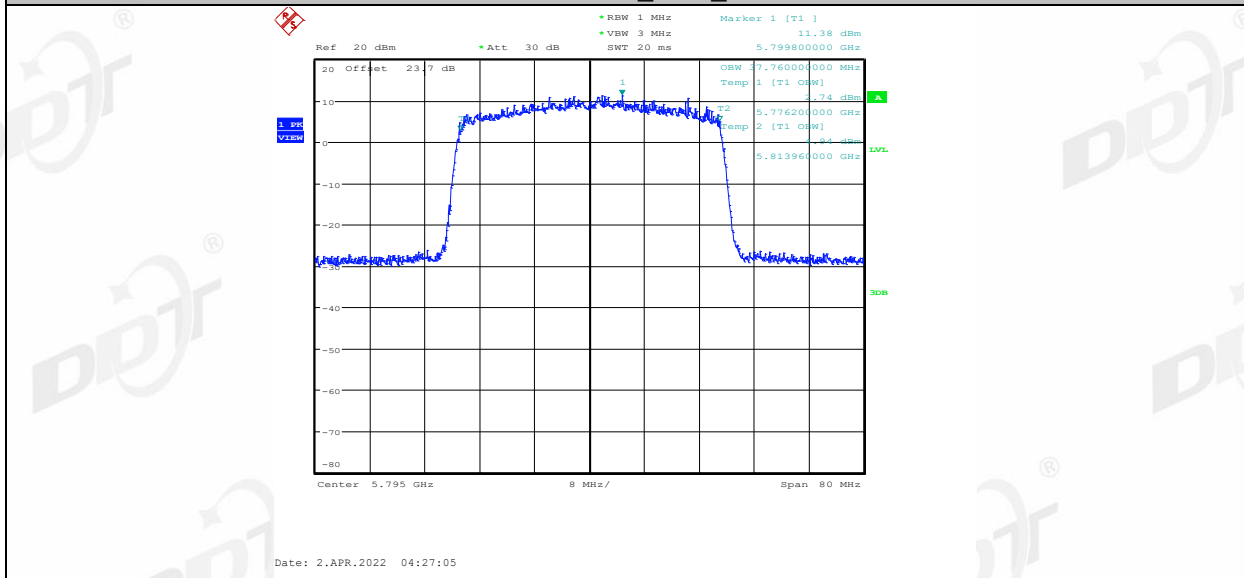
11AX40MIMO_Ant2_5755



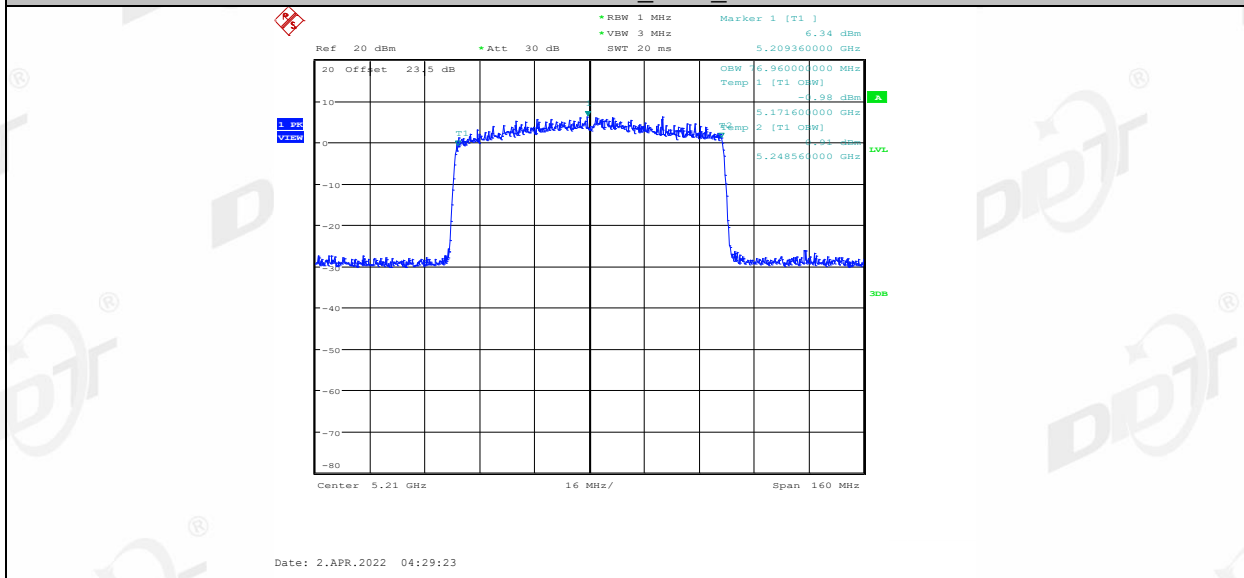
11AX40MIMO_Ant1_5795



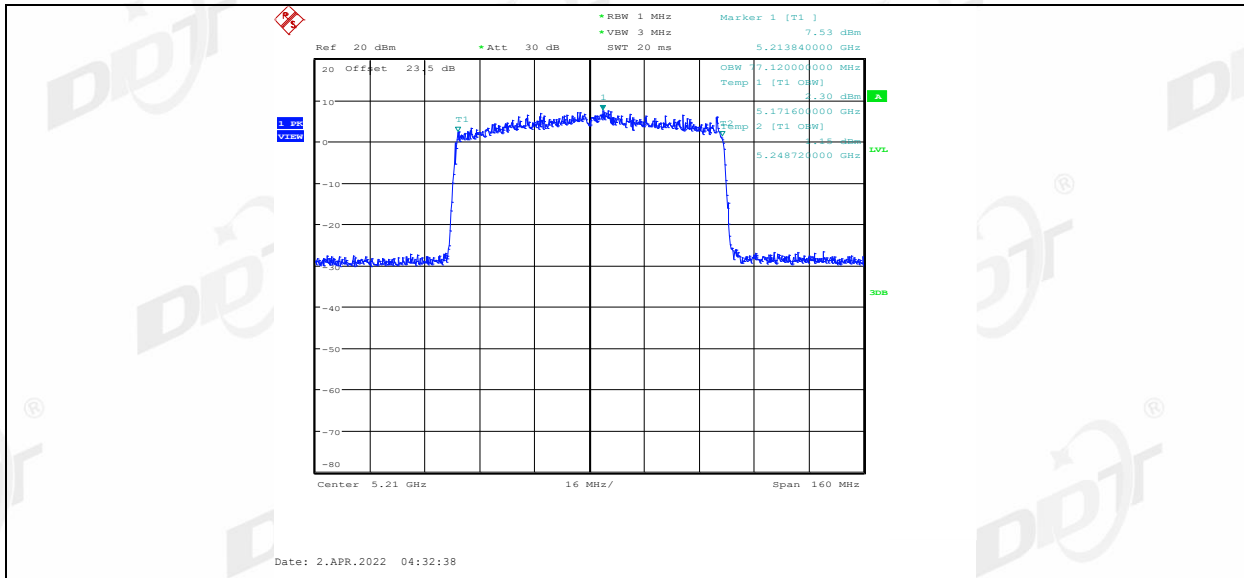
11AX40MIMO_Ant2_5795



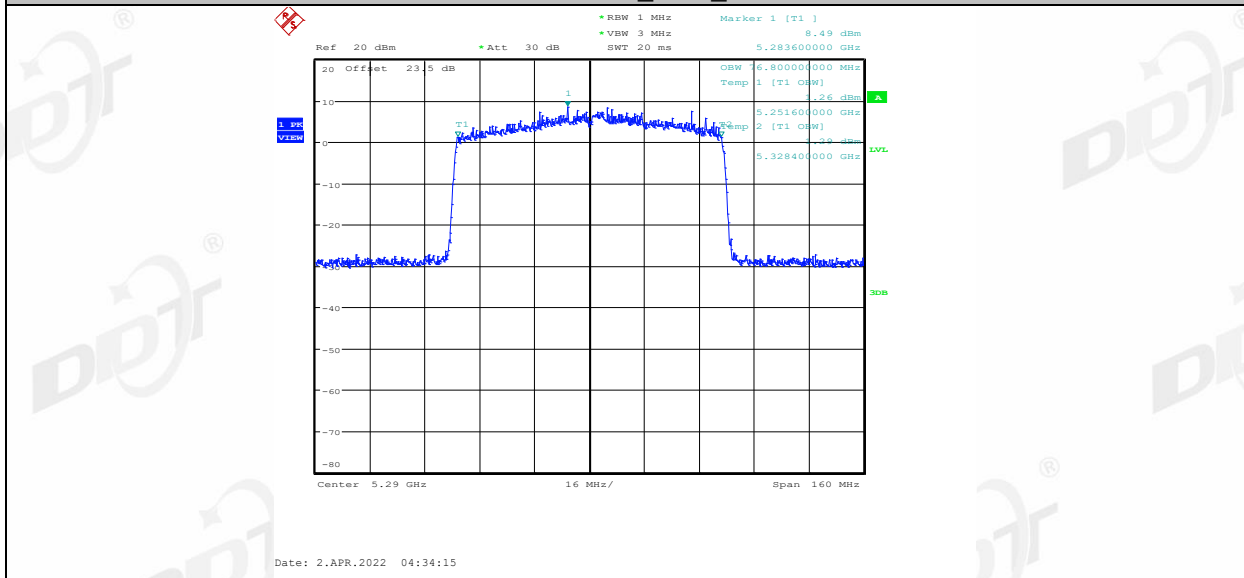
11AX80MIMO_Ant1_5210



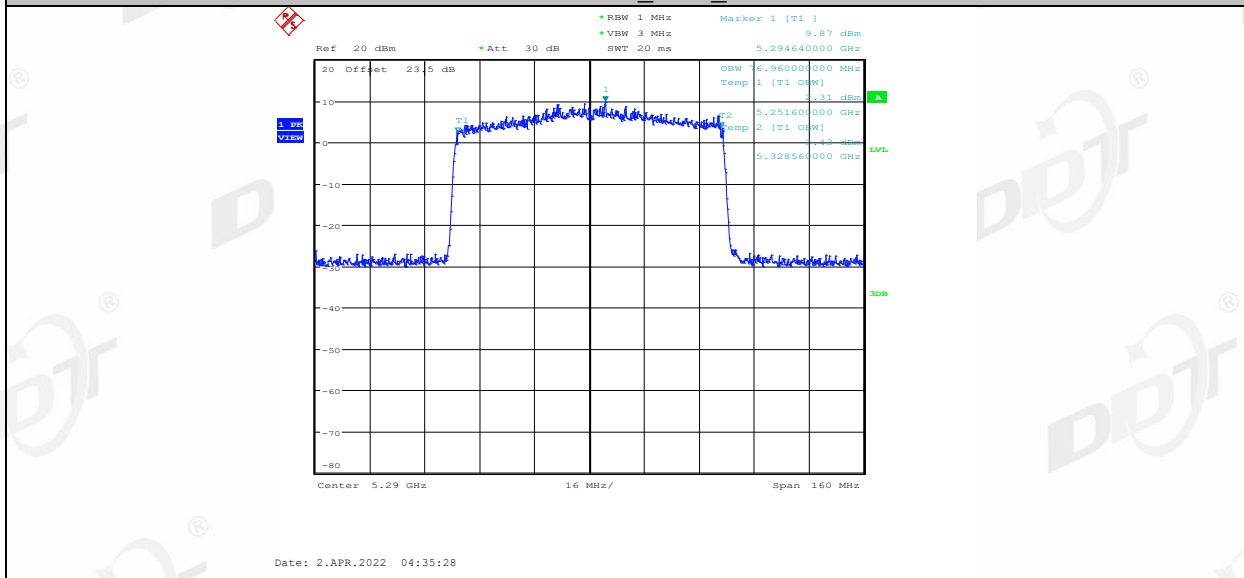
11AX80MIMO_Ant2_5210



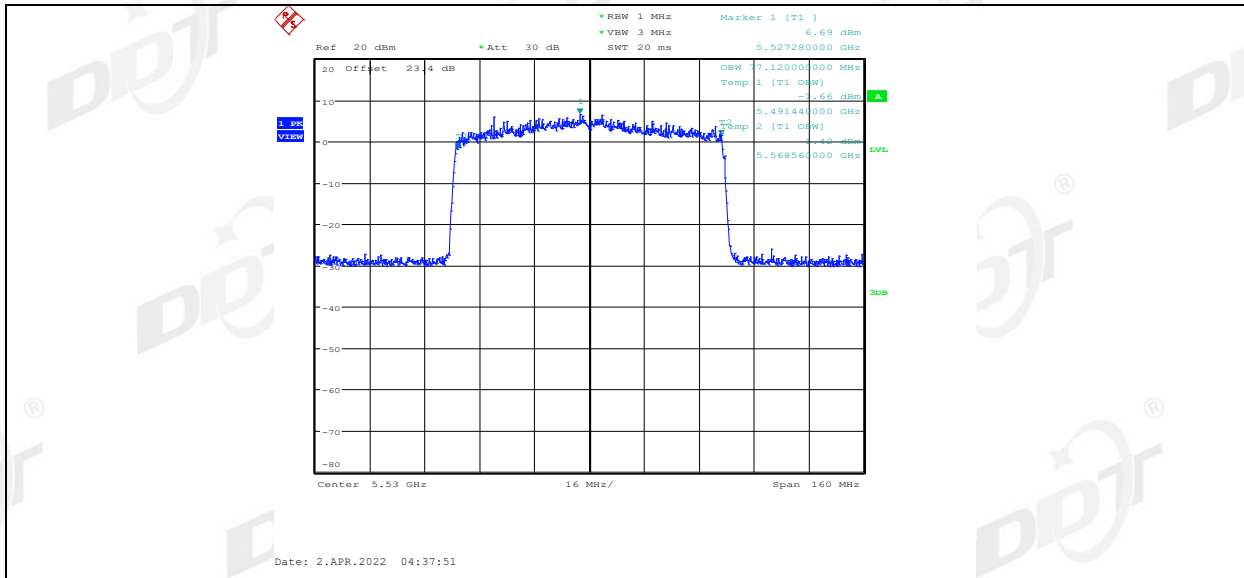
11AX80MIMO_Ant1_5290



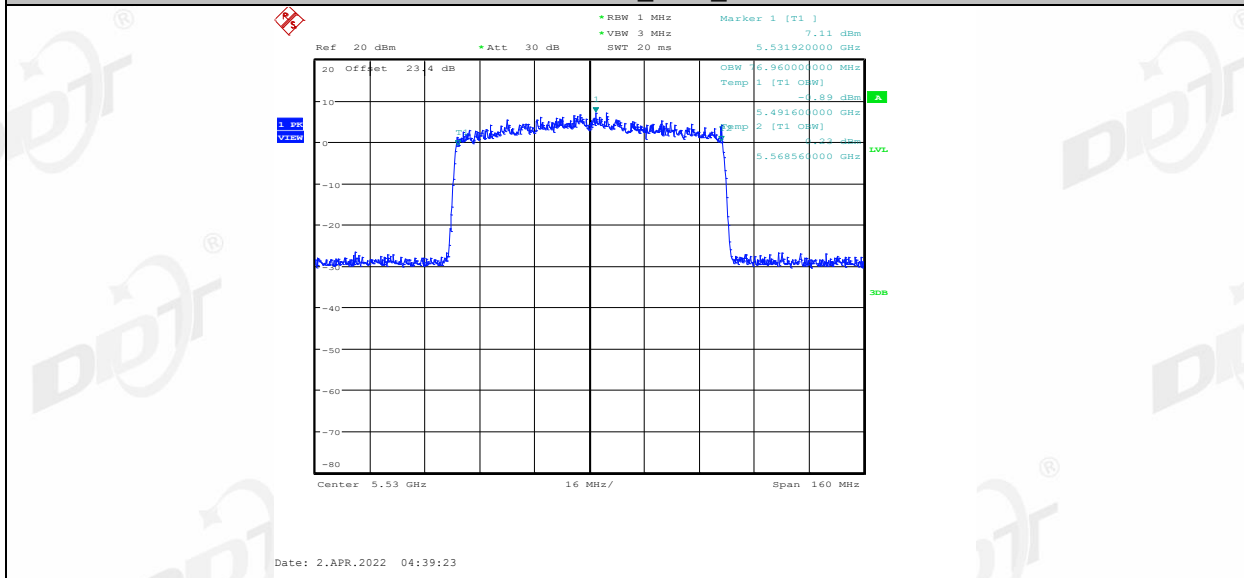
11AX80MIMO_Ant2_5290



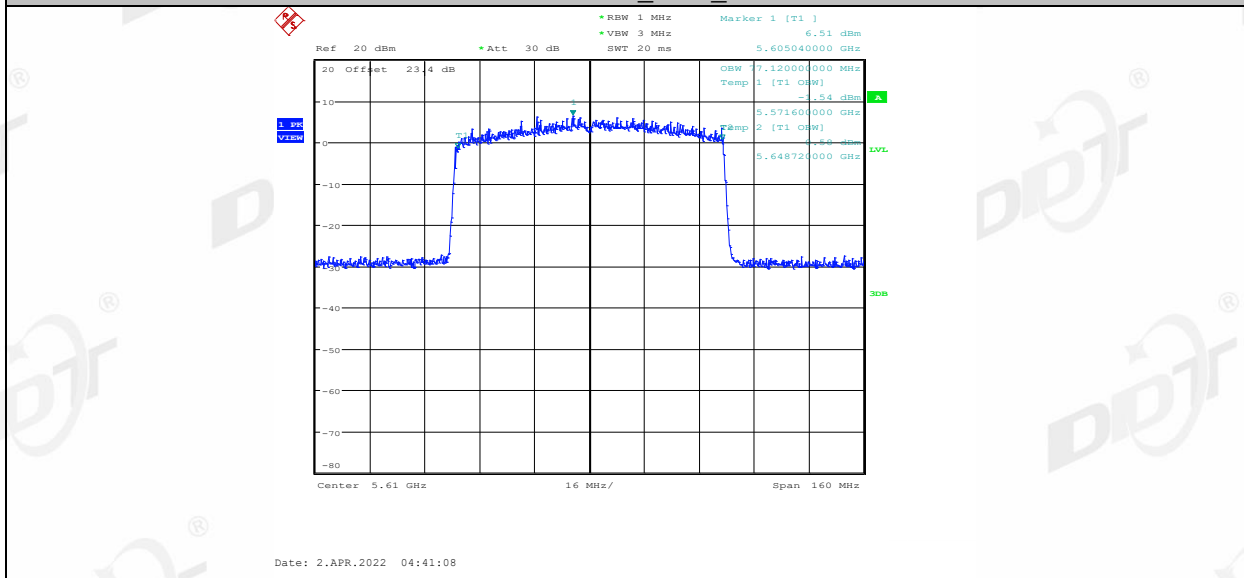
11AX80MIMO_Ant1_5530



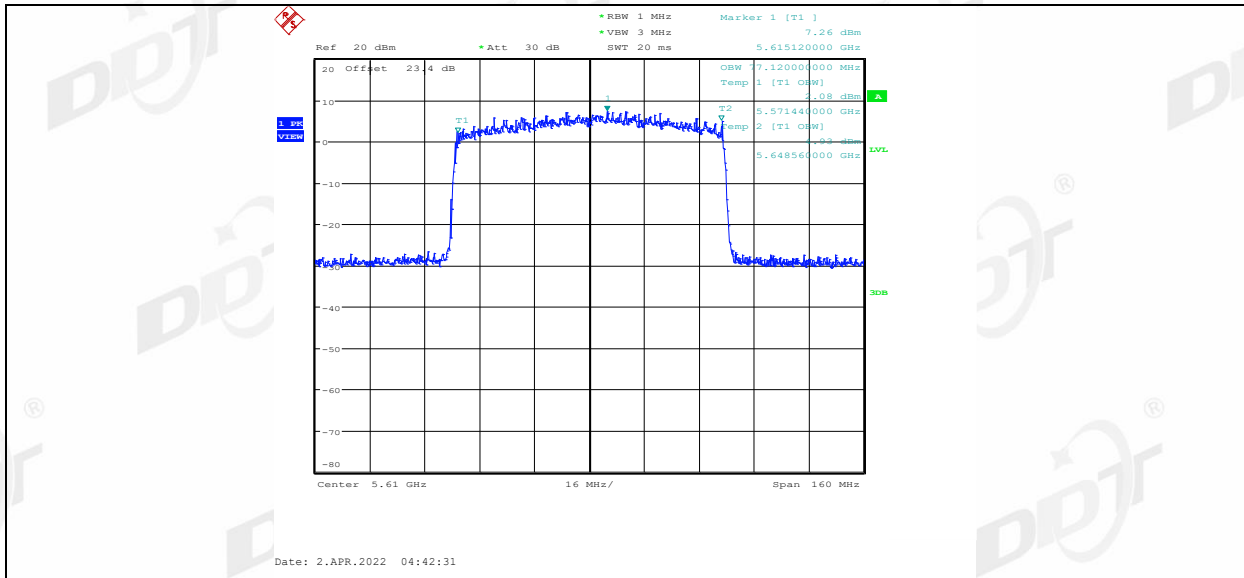
11AX80MIMO_Ant2_5530



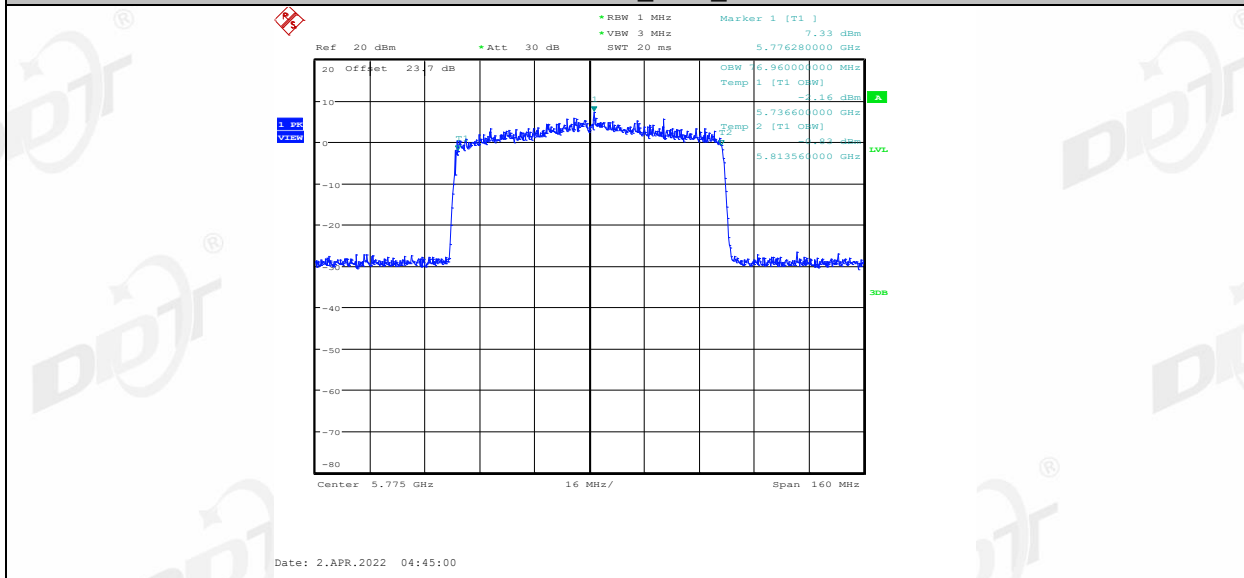
11AX80MIMO_Ant1_5610



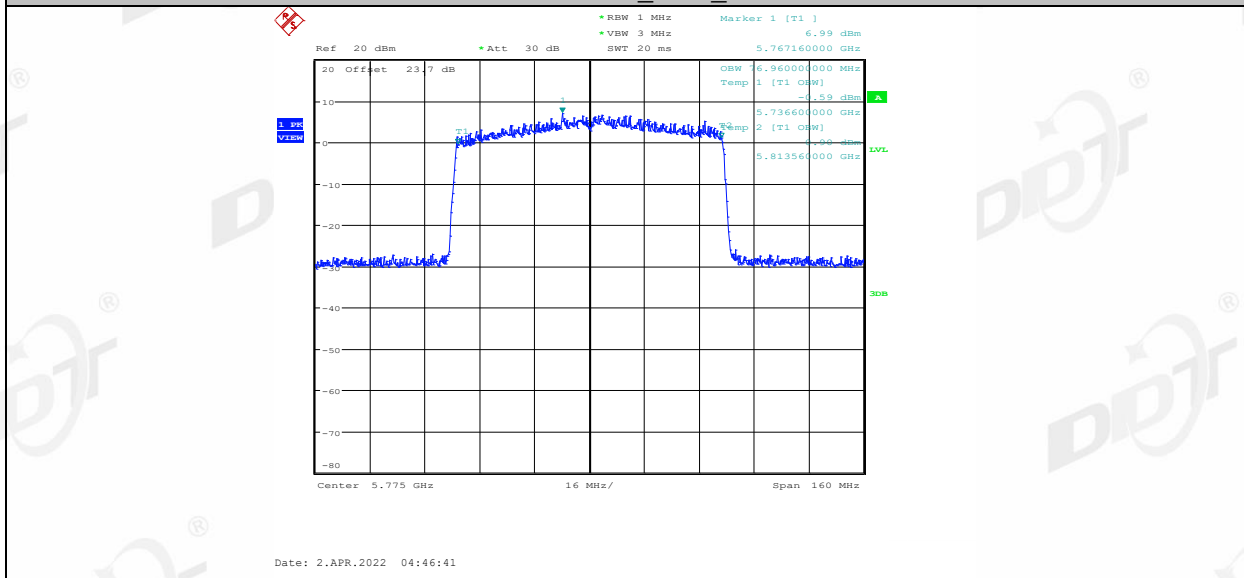
11AX80MIMO_Ant2_5610



11AX80MIMO_Ant1_5775

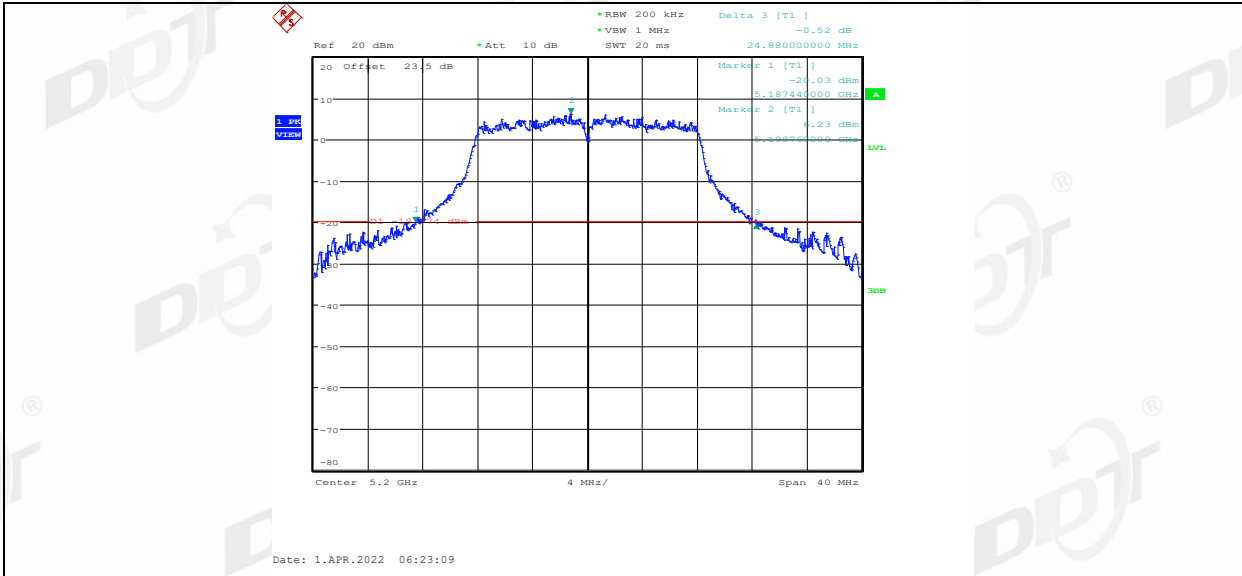


11AX80MIMO_Ant2_5775

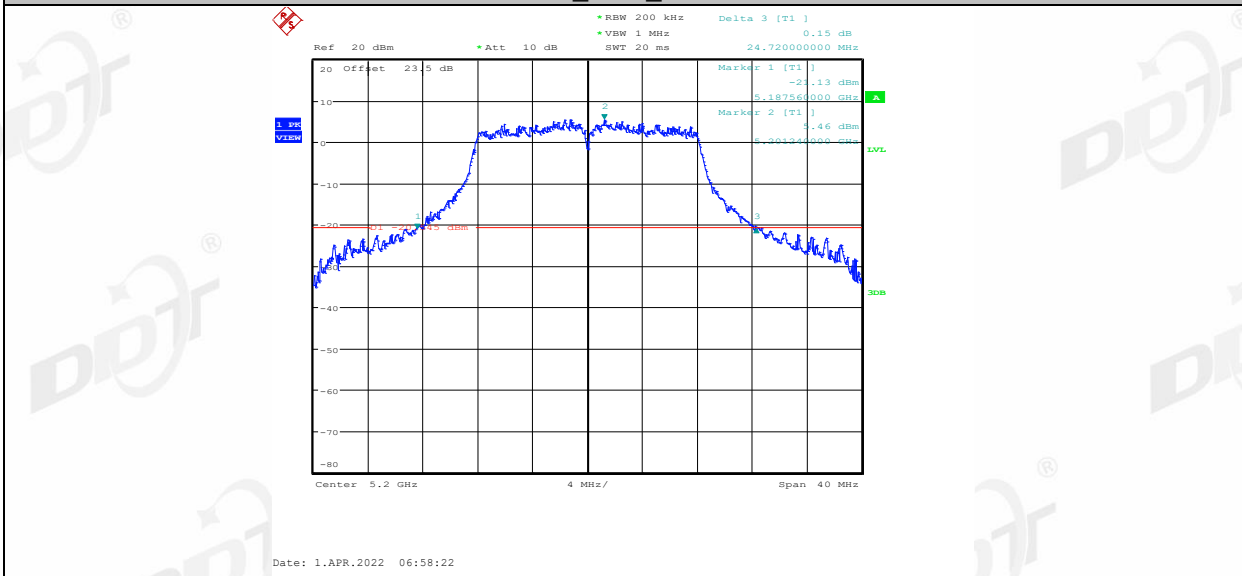


26db EBW:

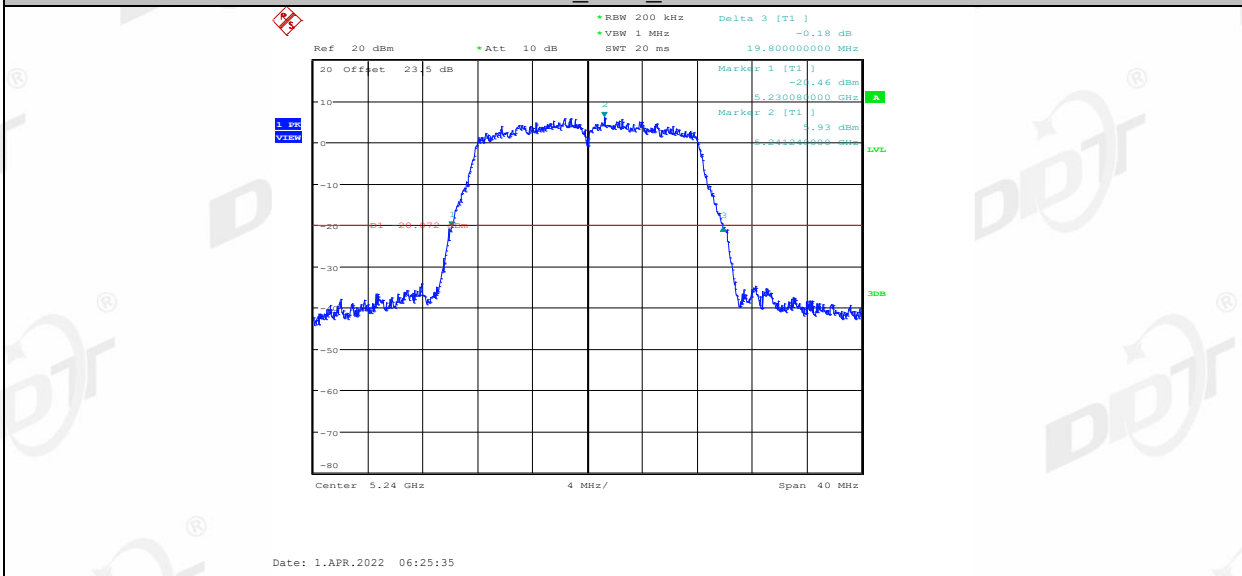




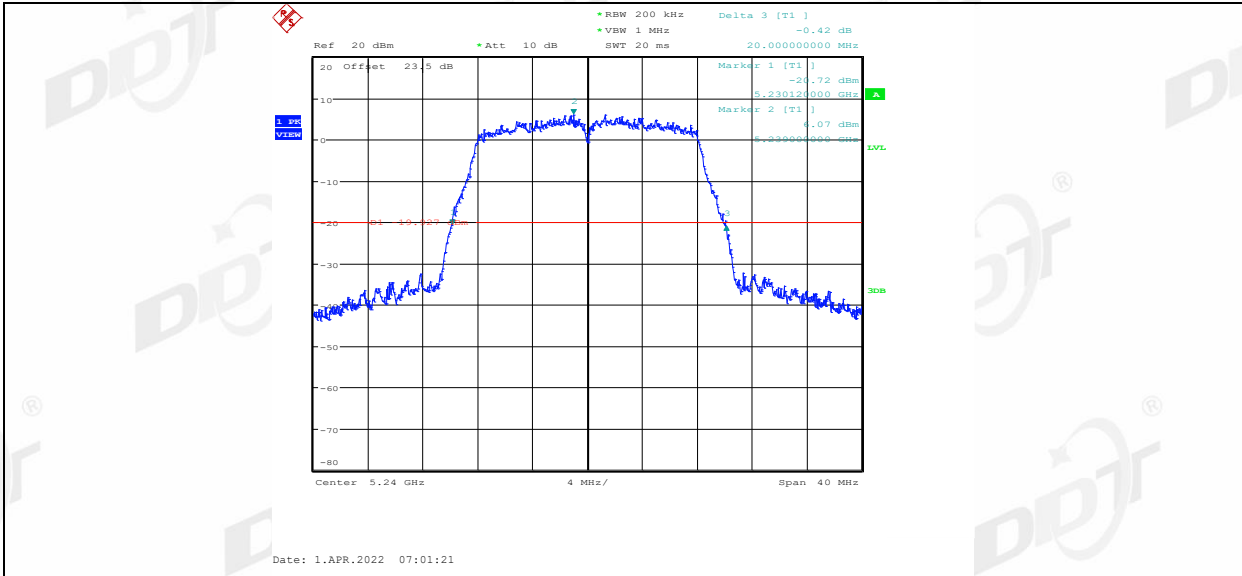
11A_Ant2_5200



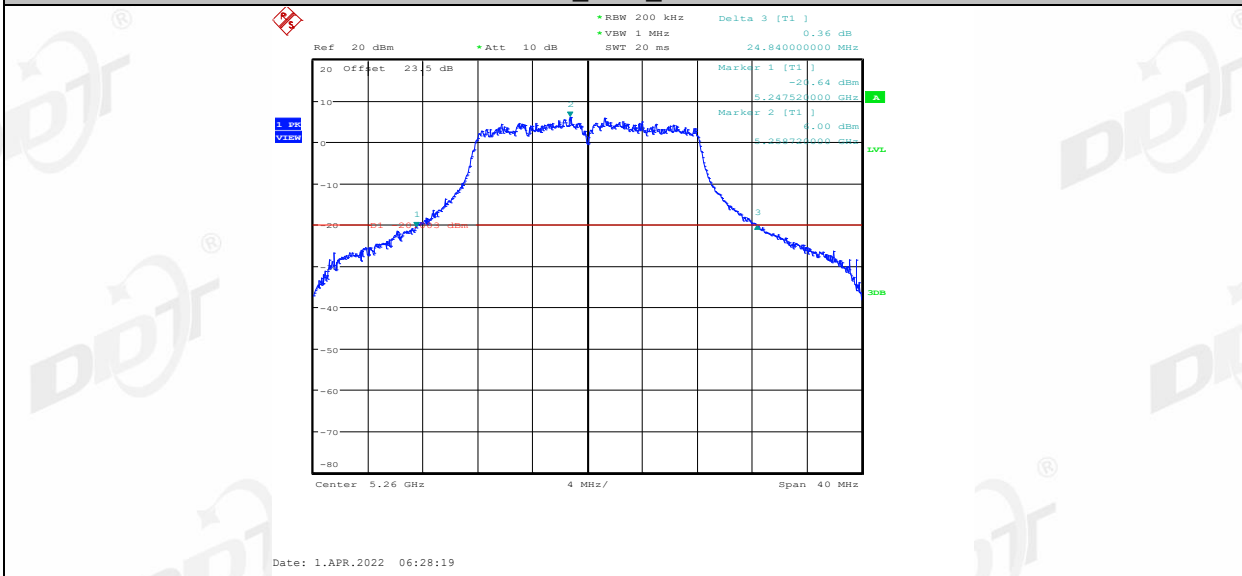
11A_Ant1_5240



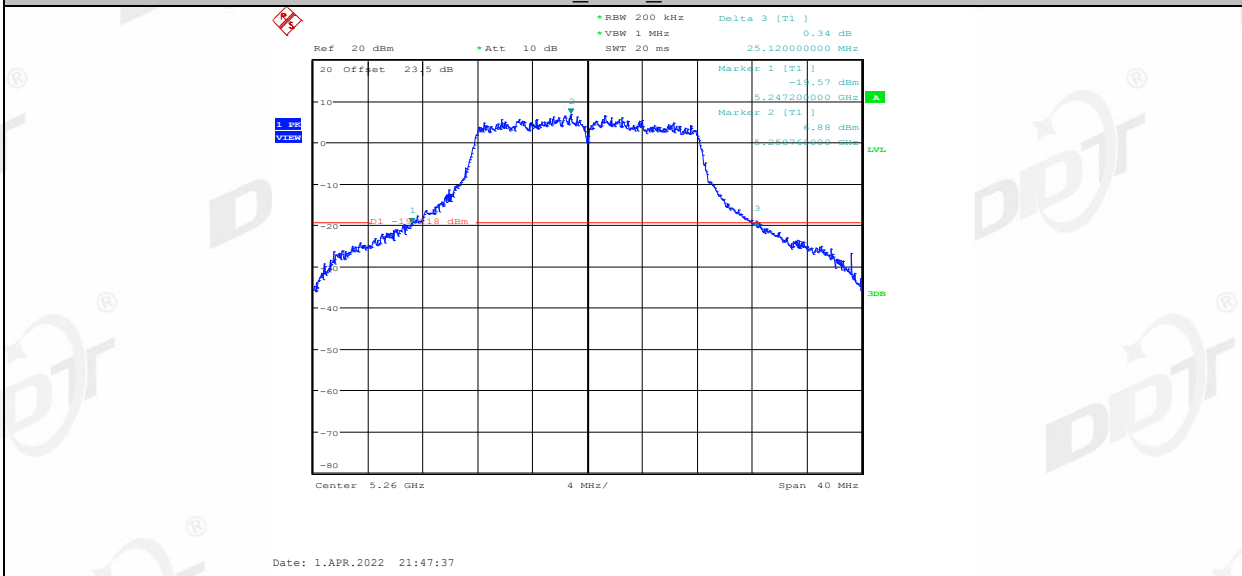
11A_Ant2_5240



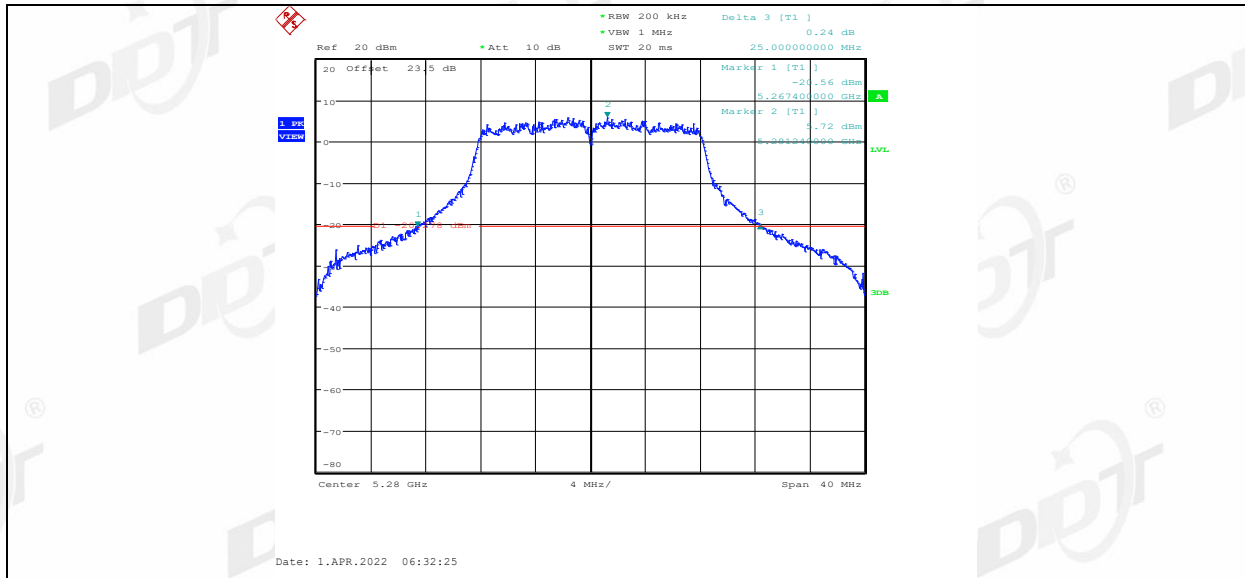
11A_Ant1_5260



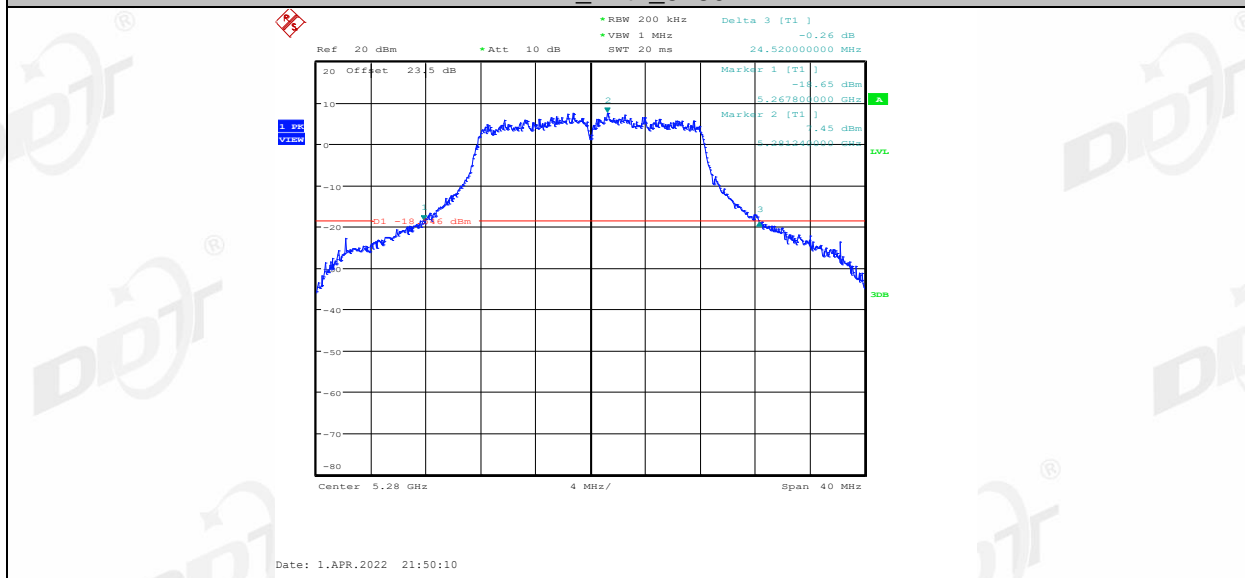
11A_Ant2_5260



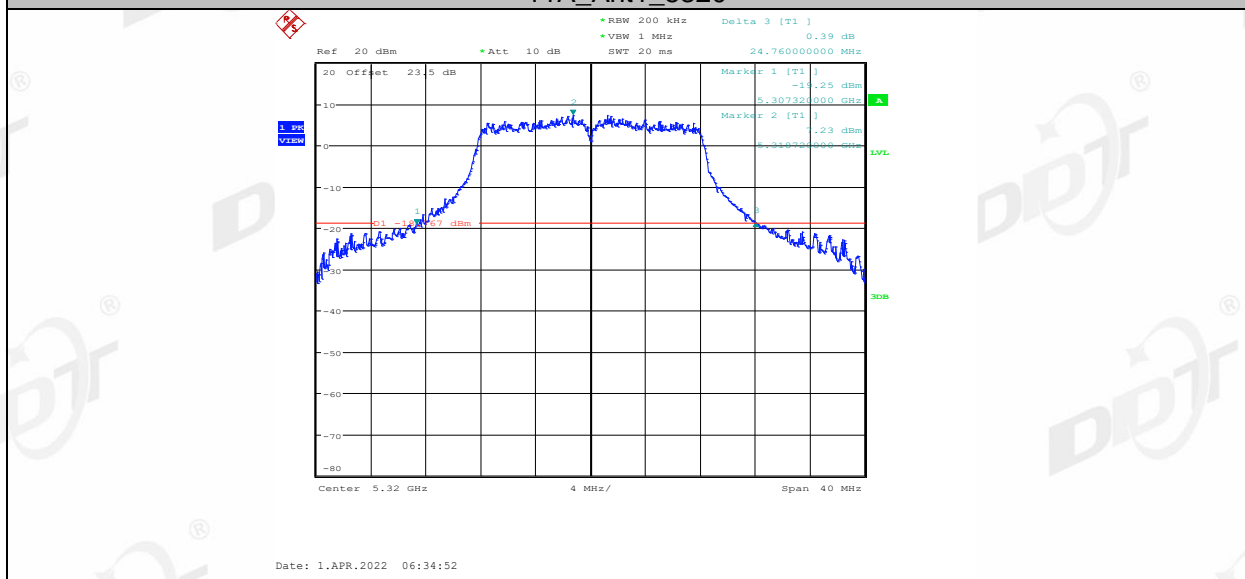
11A_Ant1_5280



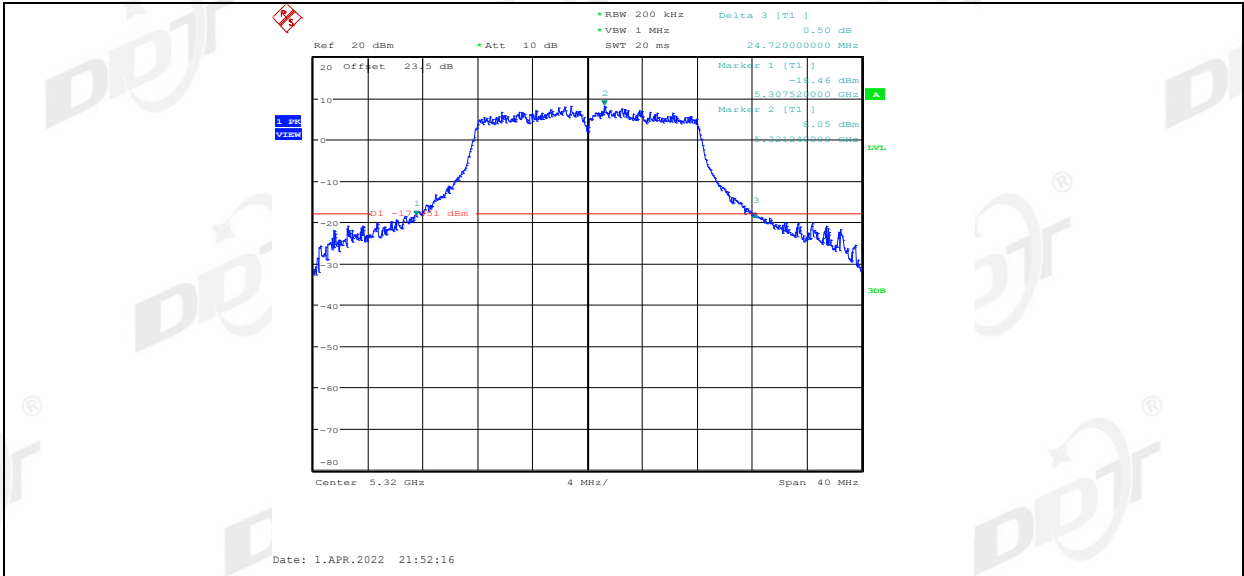
11A_Ant2_5280



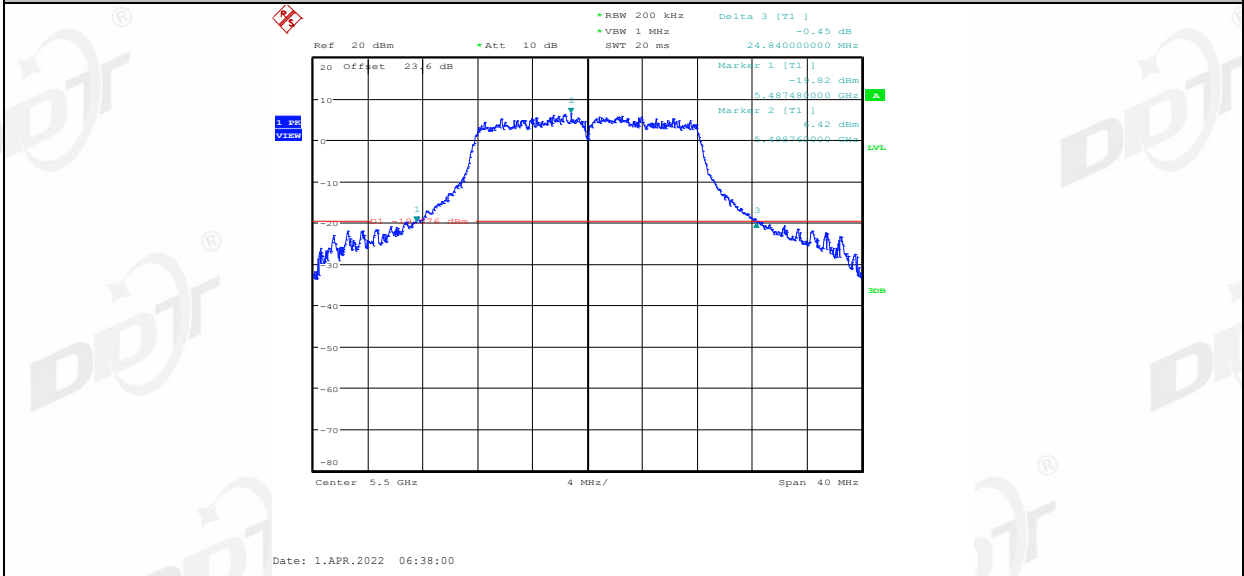
11A_Ant1_5320



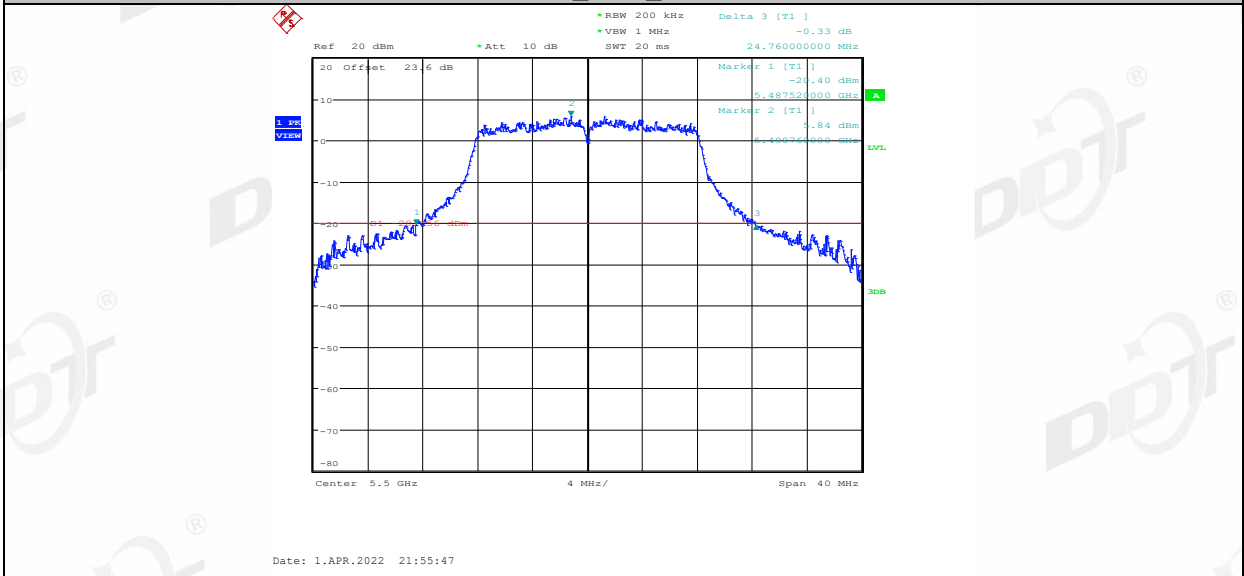
11A_Ant2_5320



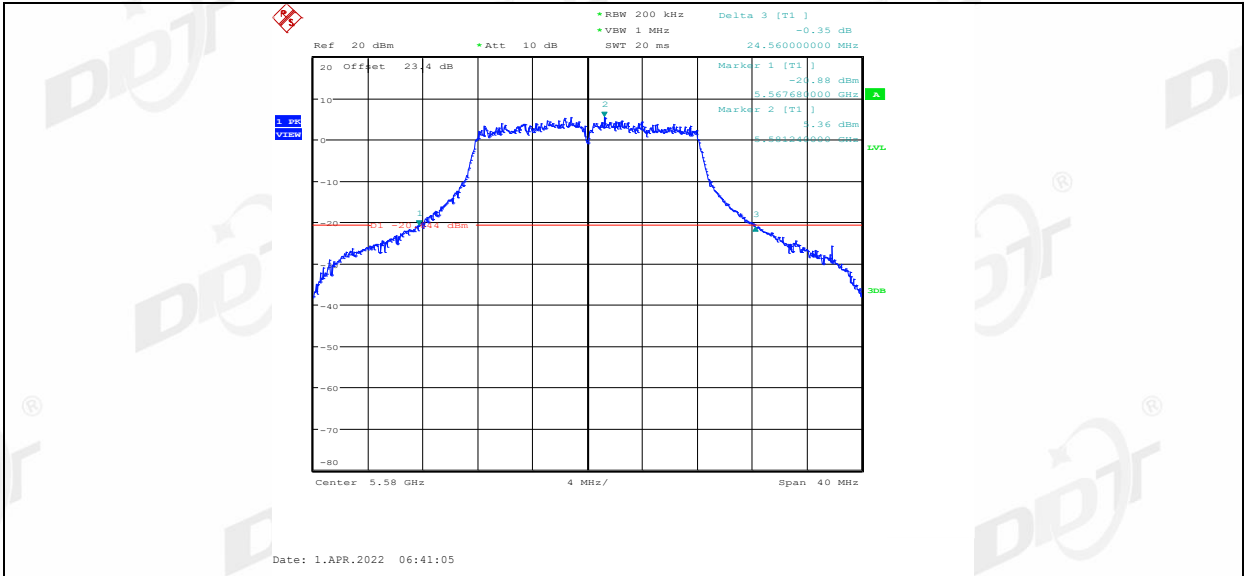
11A_Ant1_5500



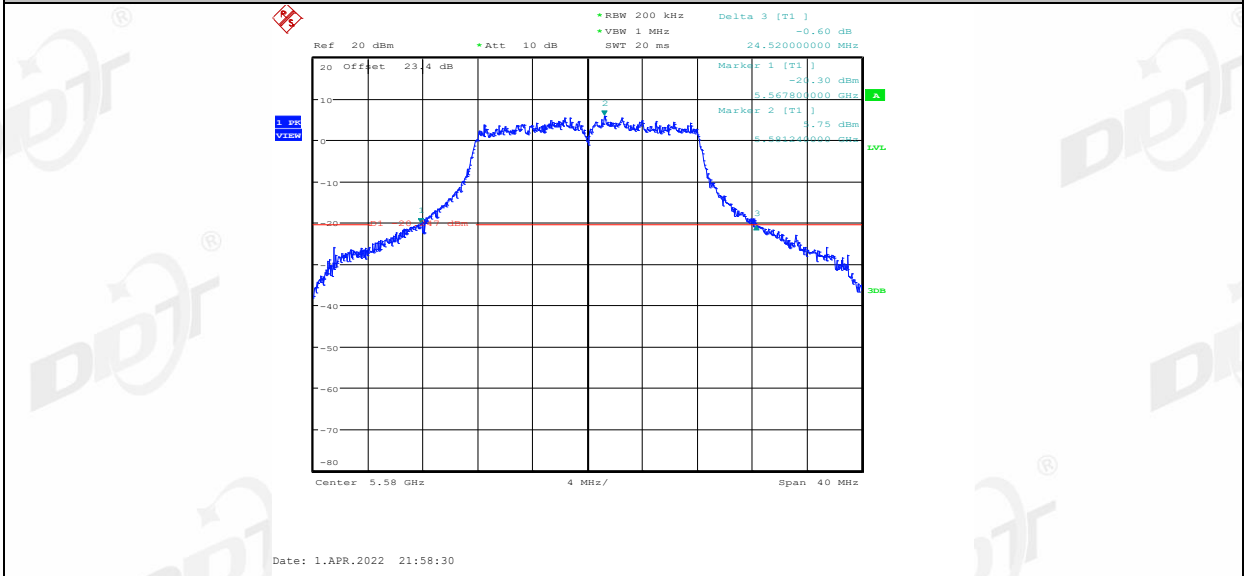
11A_Ant2_5500



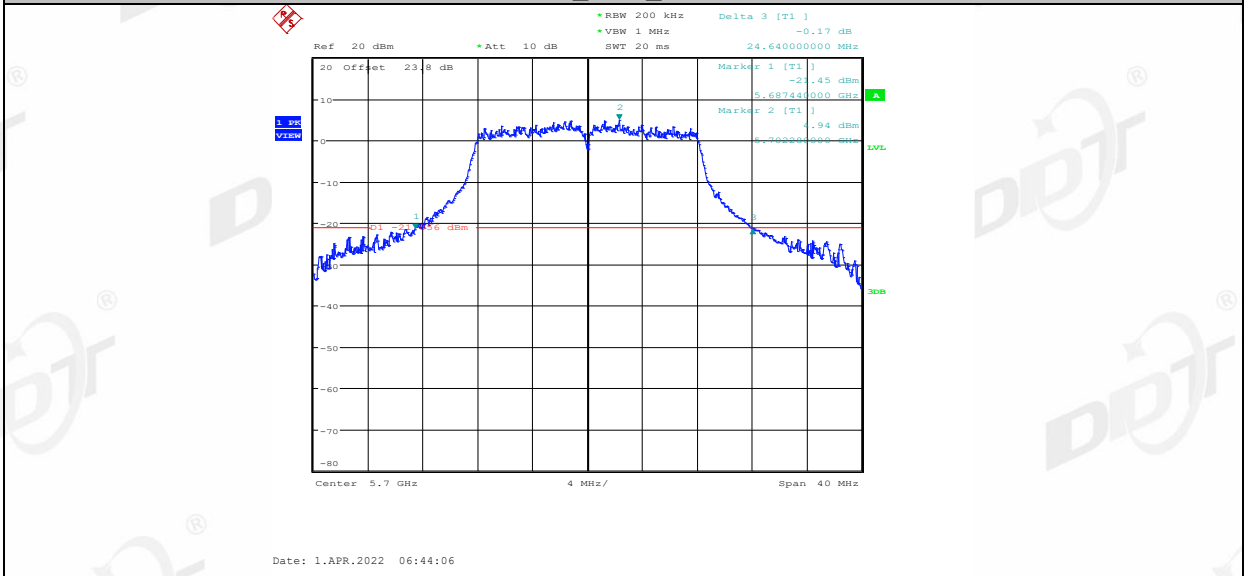
11A_Ant1_5580



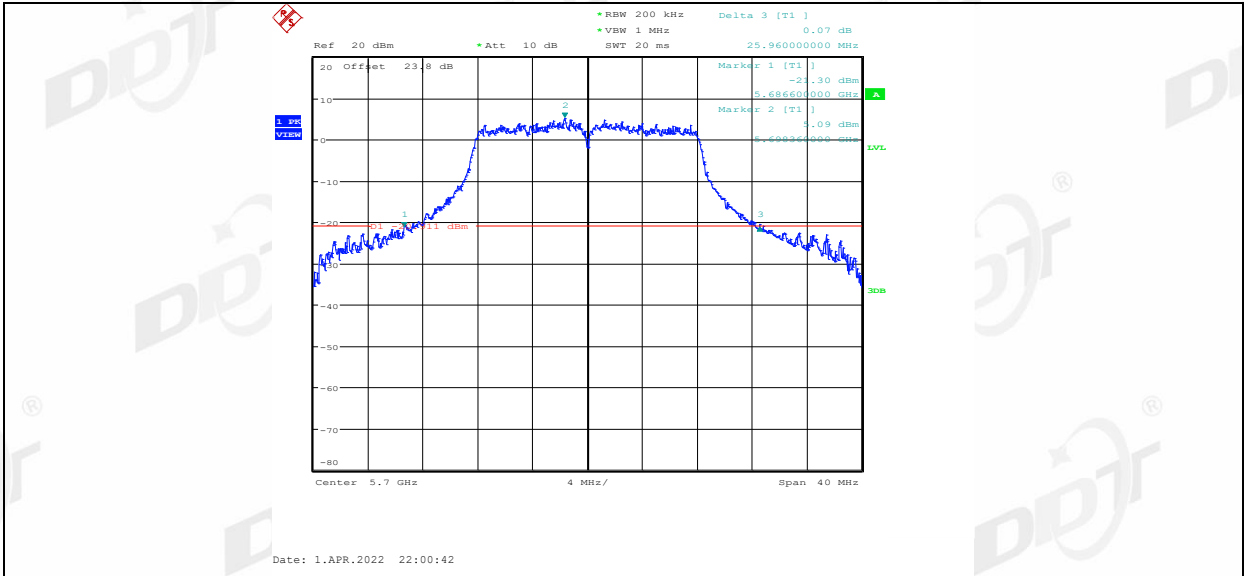
11A_Ant2_5580



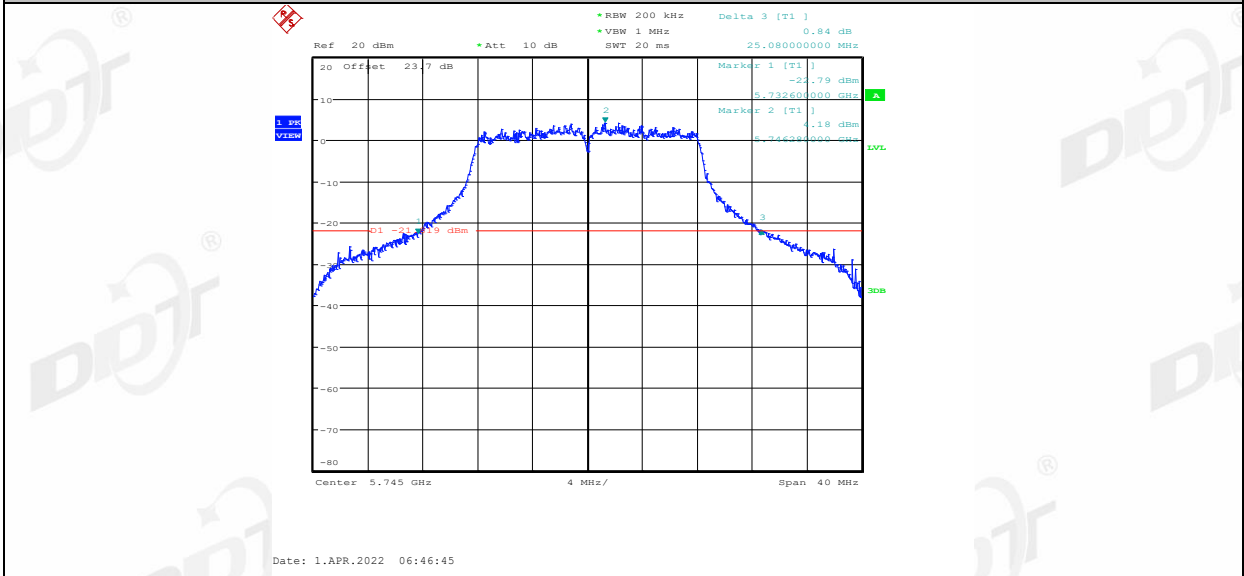
11A_Ant1_5700



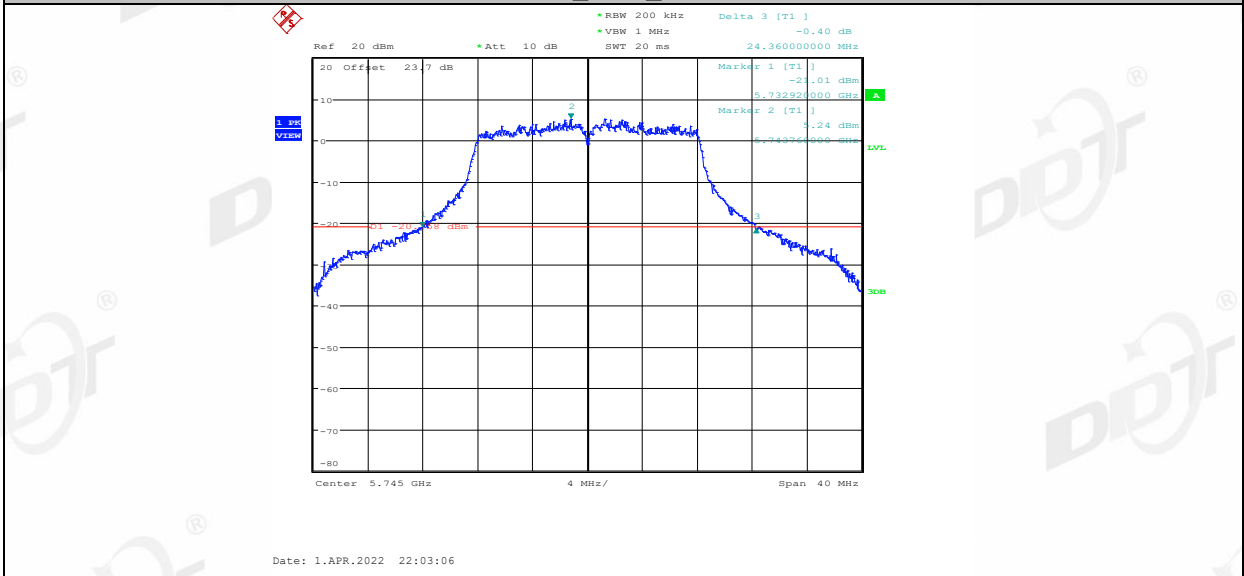
11A_Ant2_5700



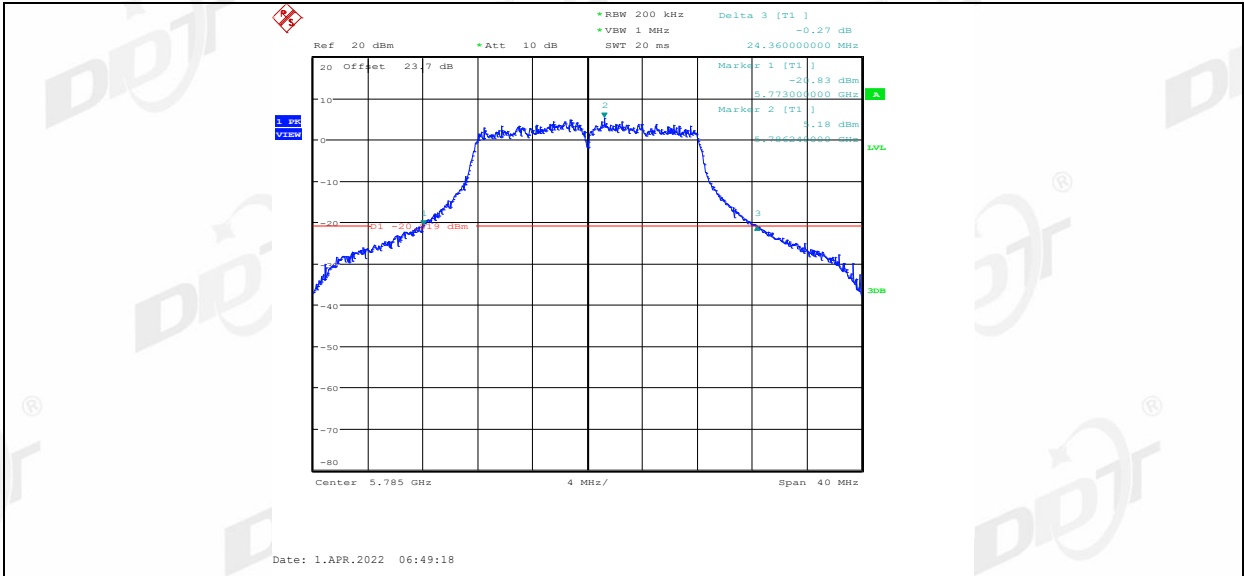
11A_Ant1_5745



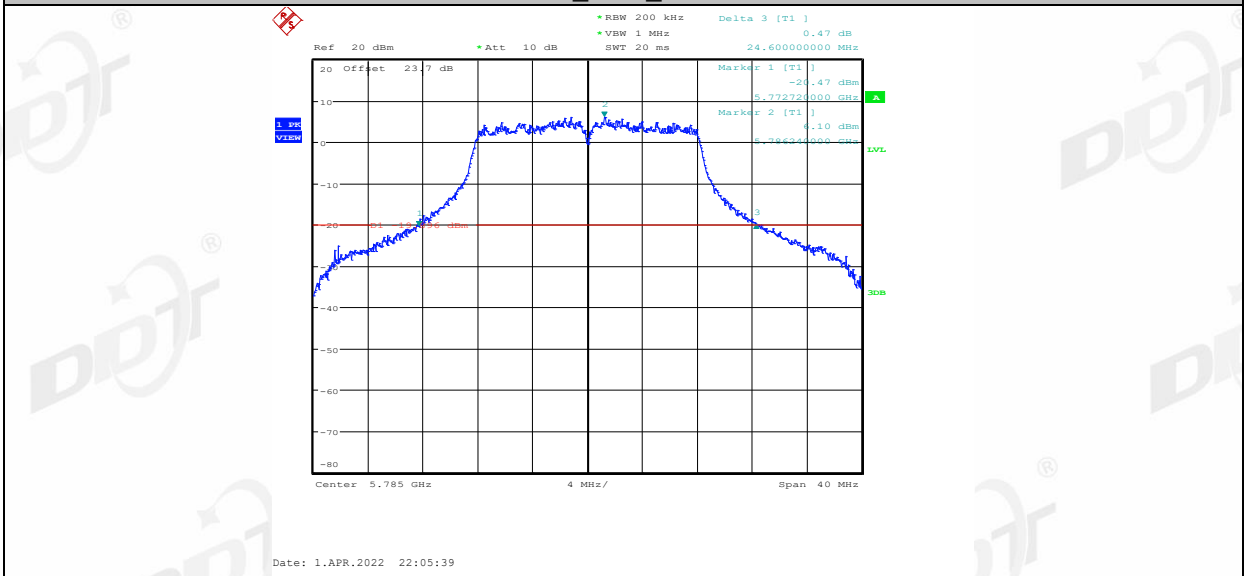
11A_Ant2_5745



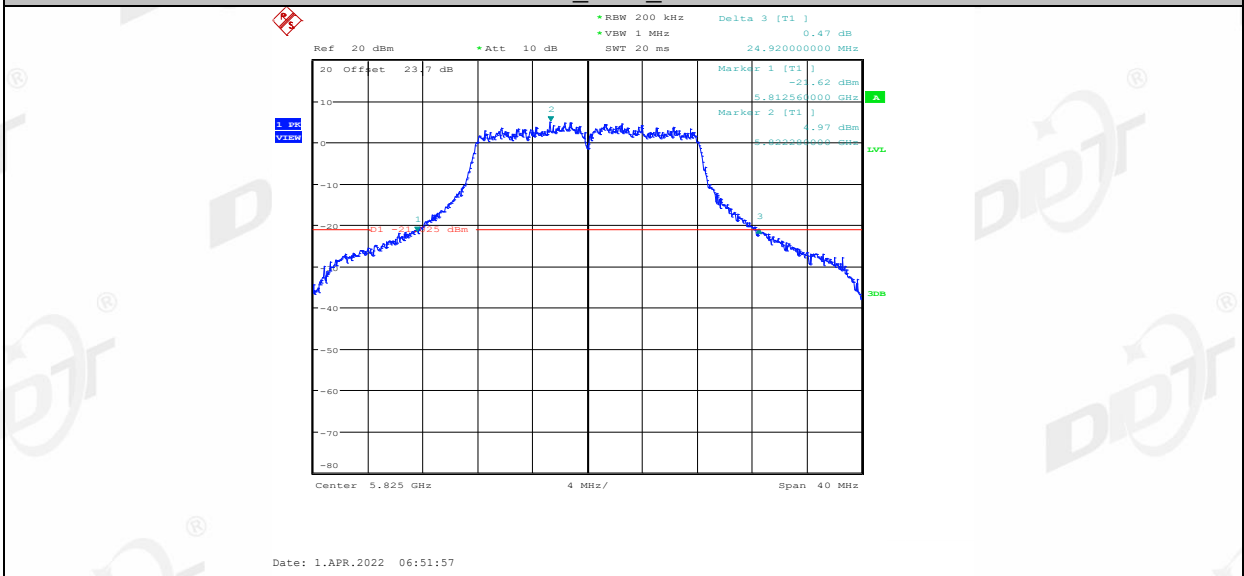
11A_Ant1_5785



11A_Ant2_5785



11A_Ant1_5825



11A_Ant2_5825