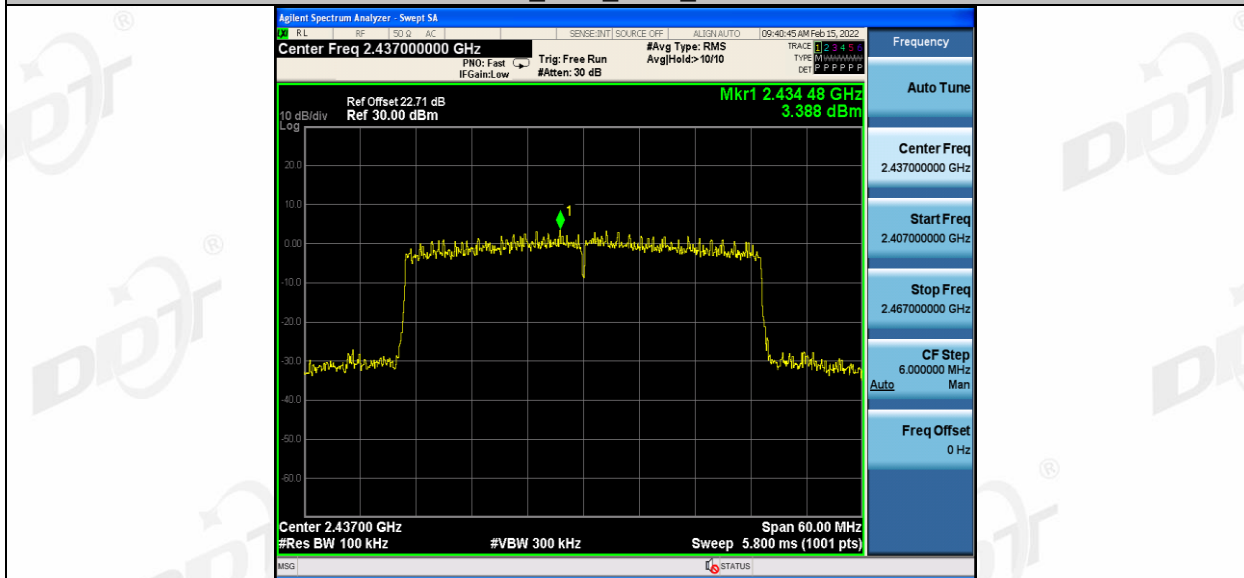
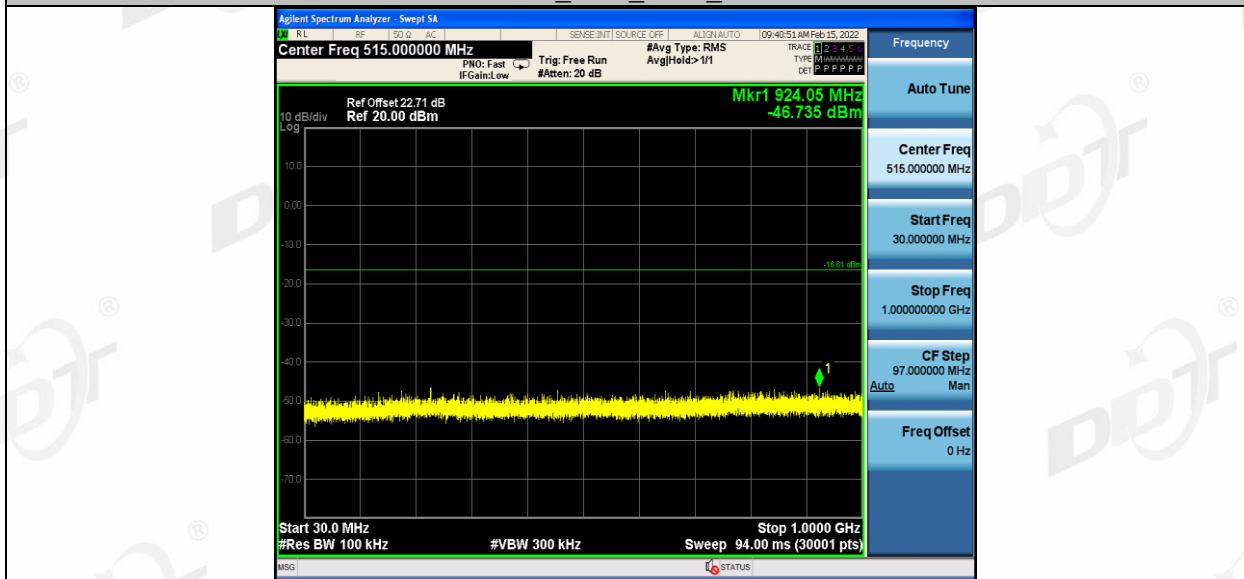


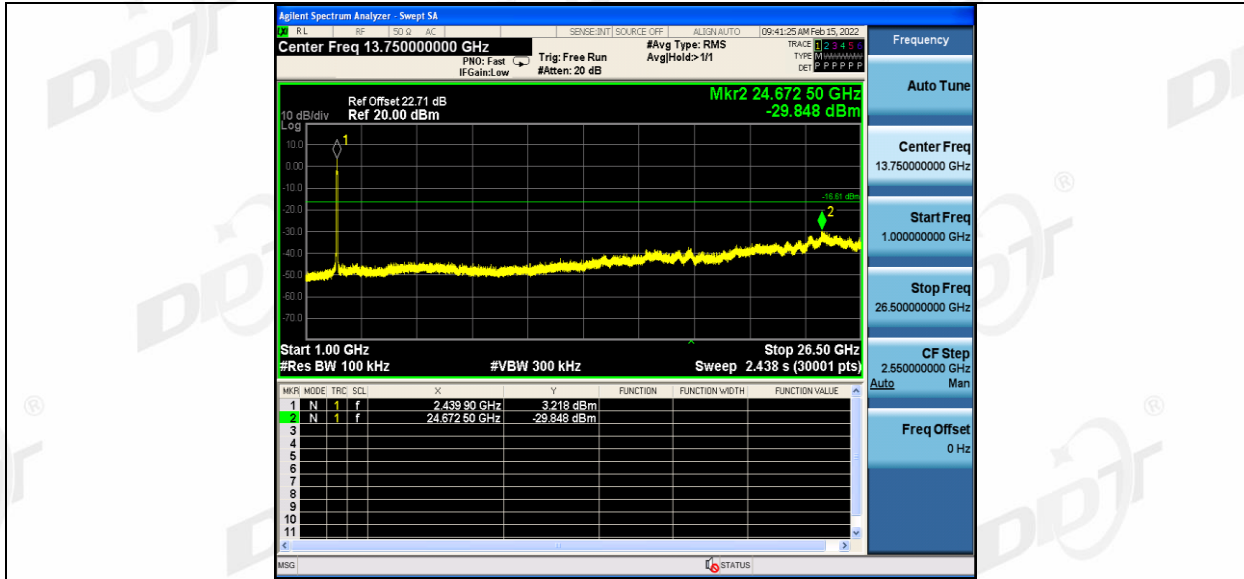
11AX40SU_Ant1_2437_0-Reference



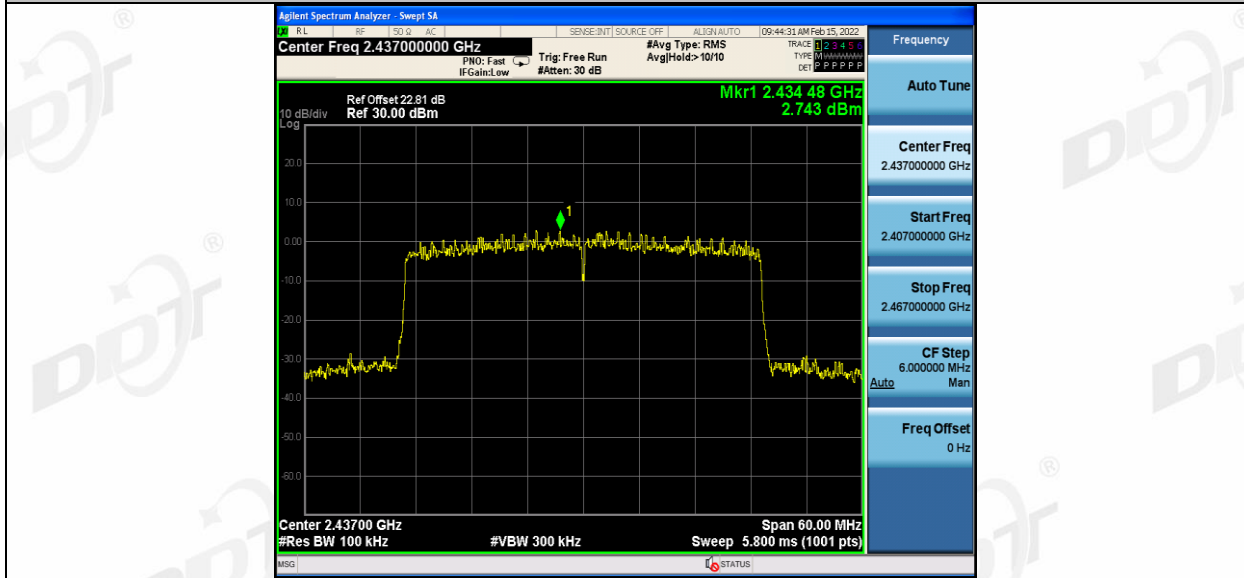
11AX40SU_Ant1_2437_30~1000



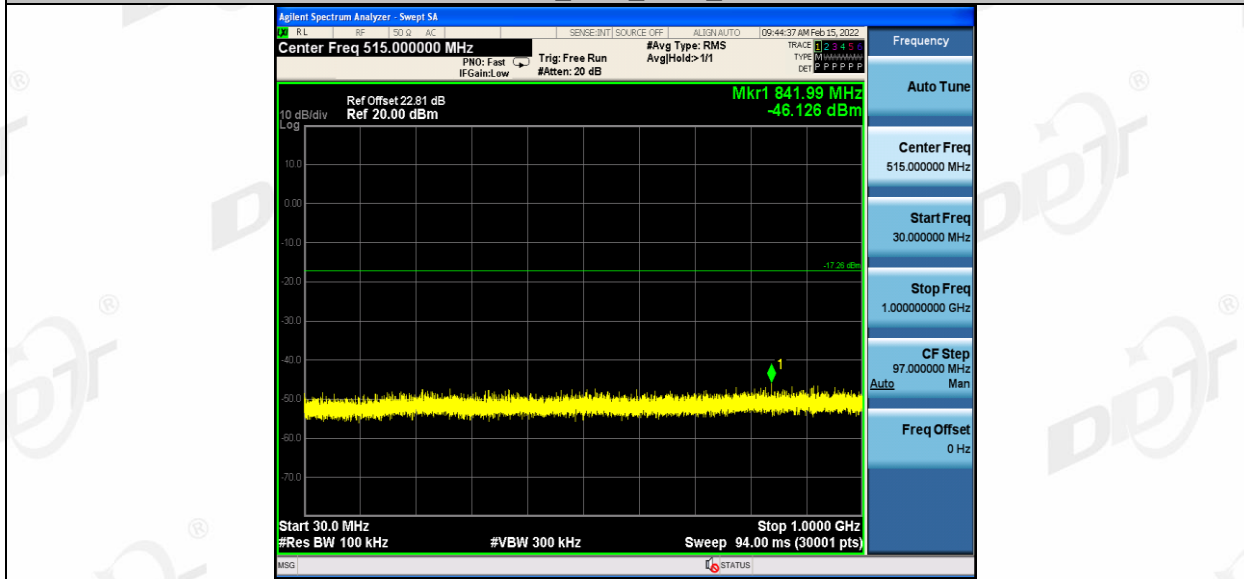
11AX40SU_Ant1_2437_1000~26500



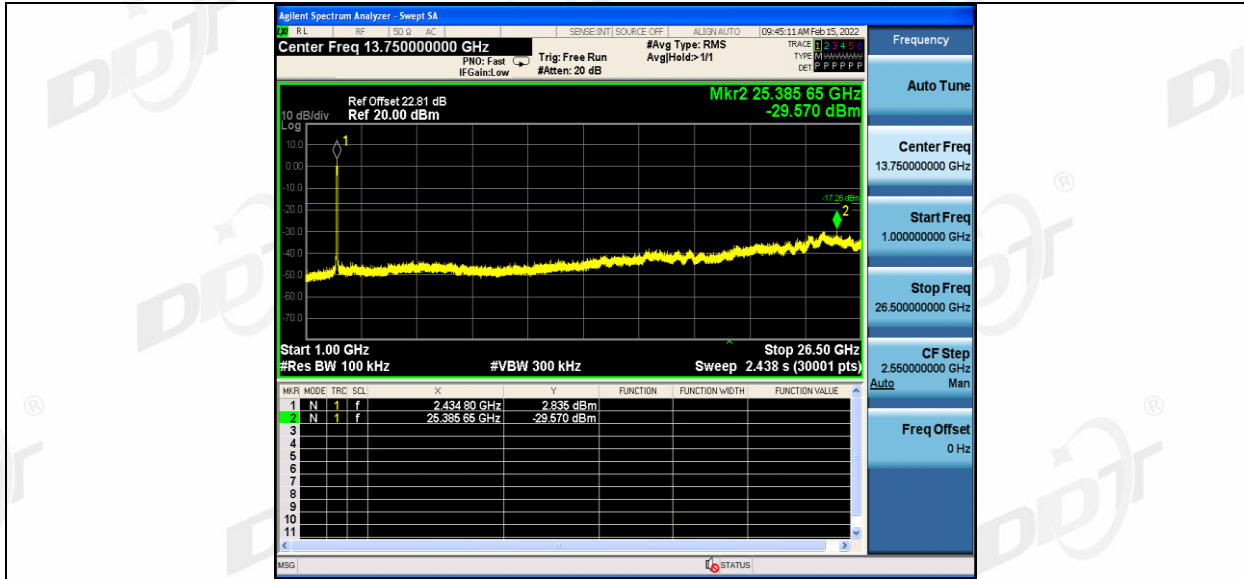
11AX40SU_Ant2_2437_0-Reference



11AX40SU_Ant2_2437_30~1000



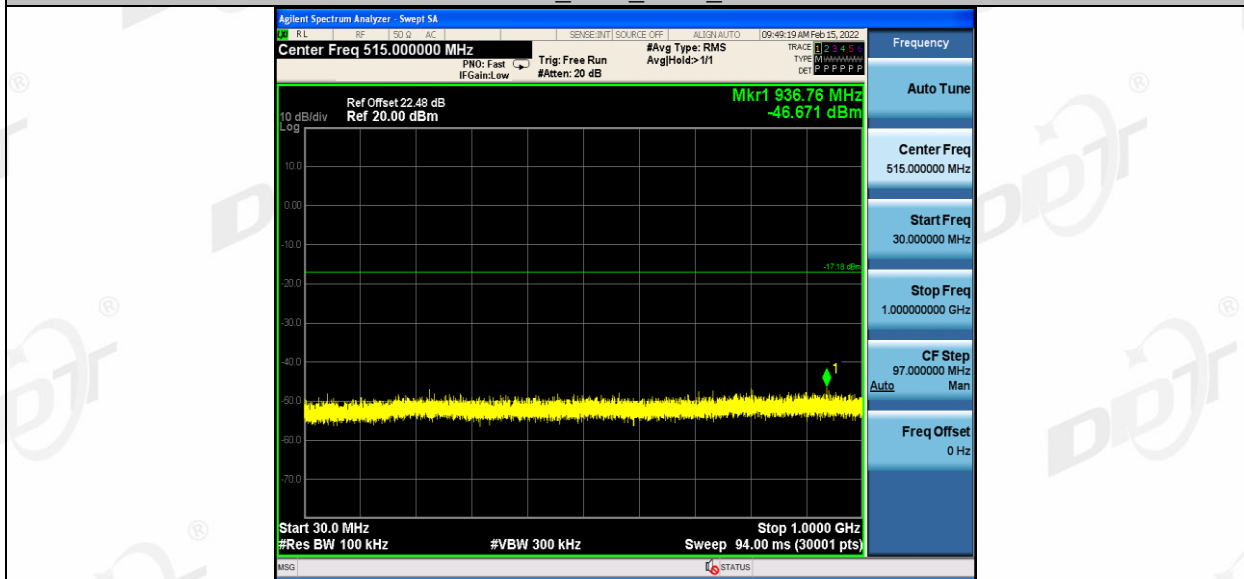
11AX40SU_Ant2_2437_1000~26500



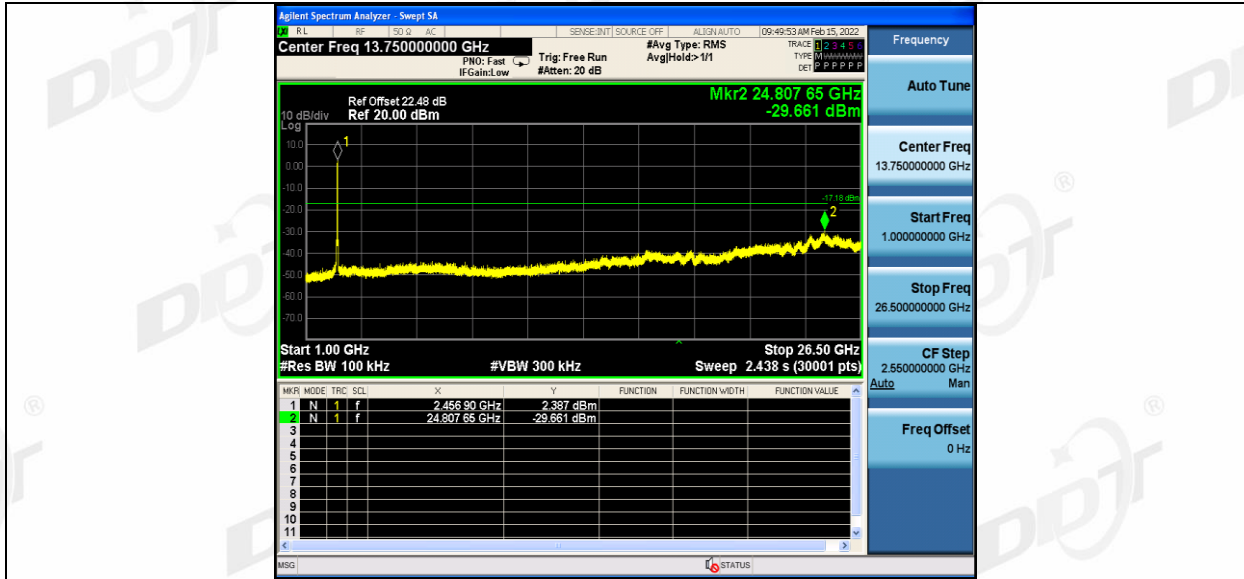
11AX40SU_Ant1_2452_0-Reference



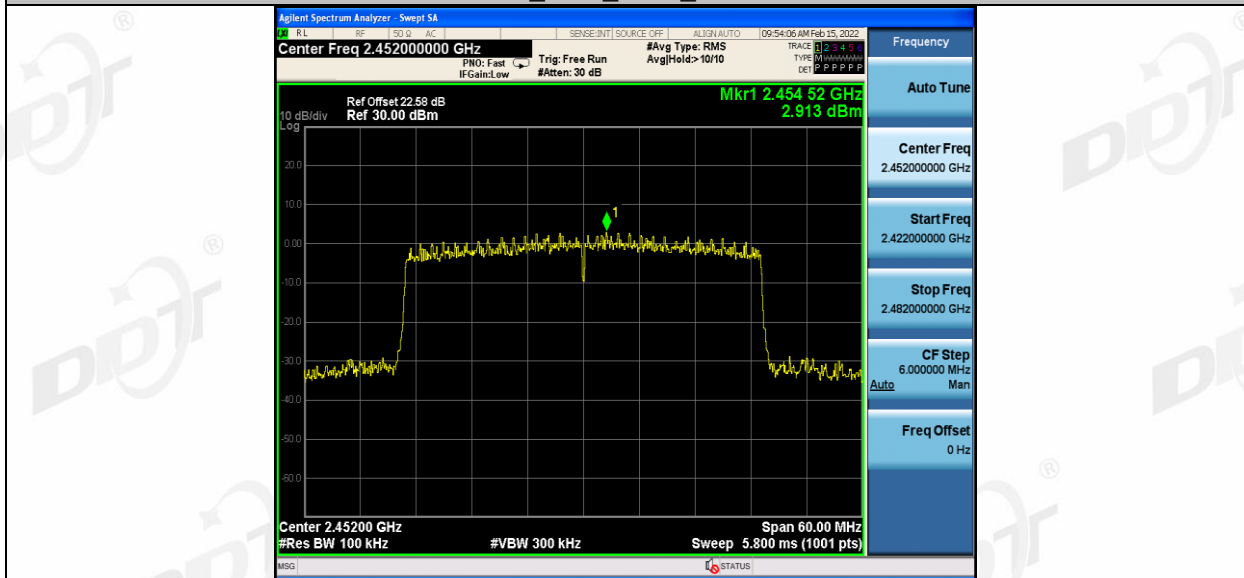
11AX40SU_Ant1_2452_30~1000



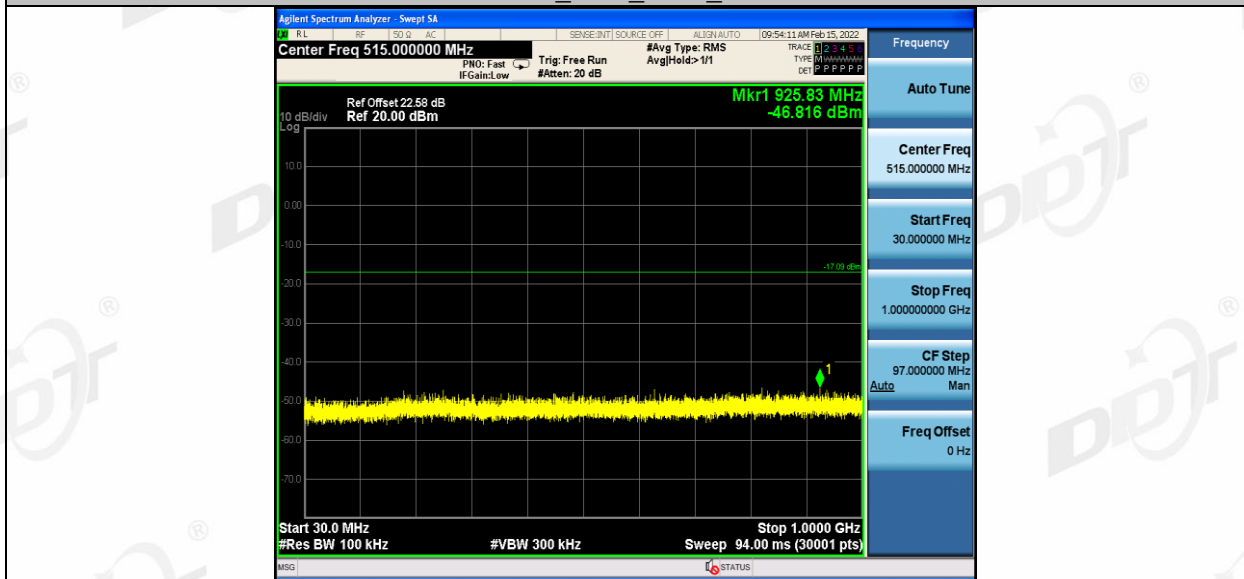
11AX40SU_Ant1_2452_1000~26500



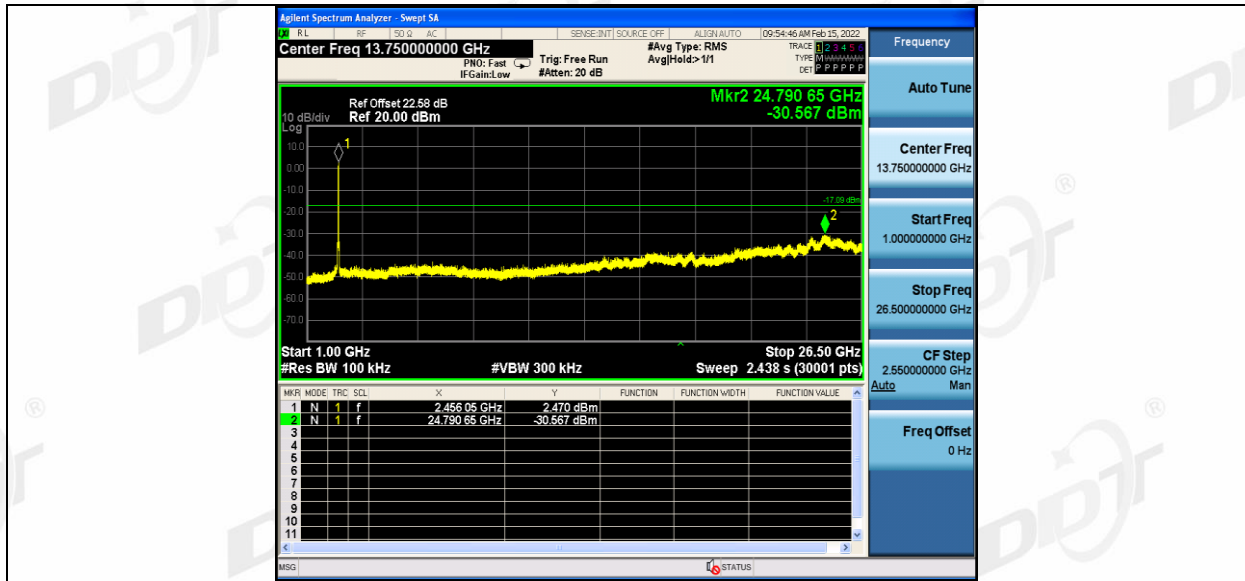
11AX40SU_Ant2_2452_0-Reference



11AX40SU_Ant2_2452_30~1000



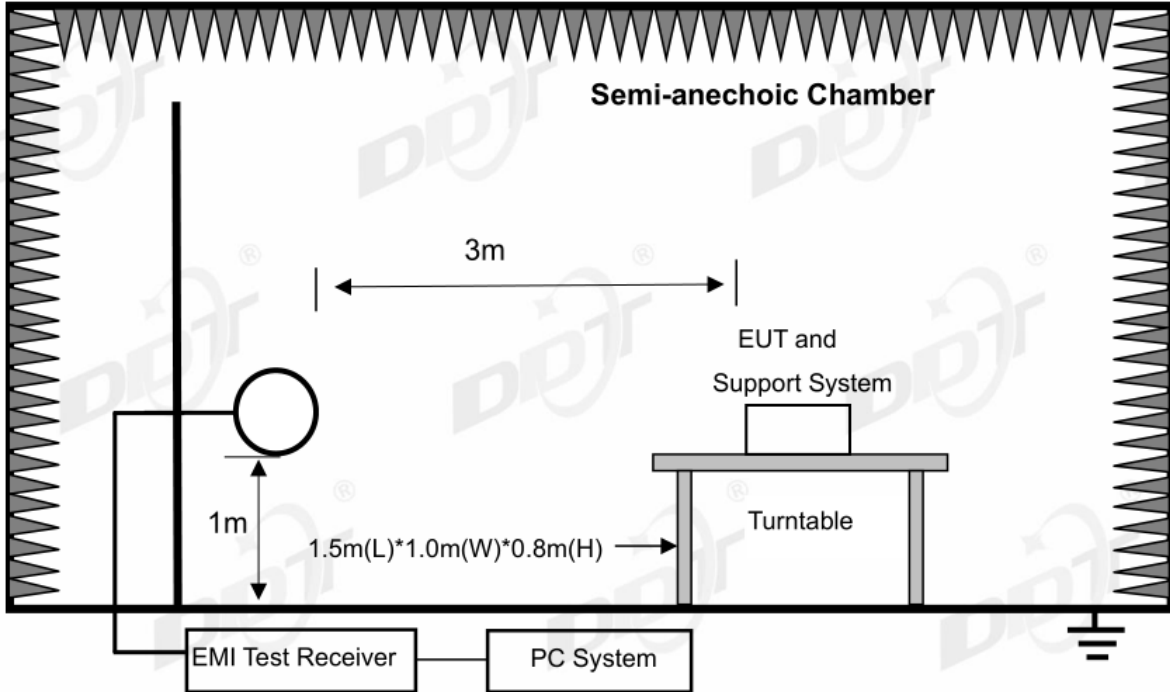
11AX40SU_Ant2_2452_1000~26500



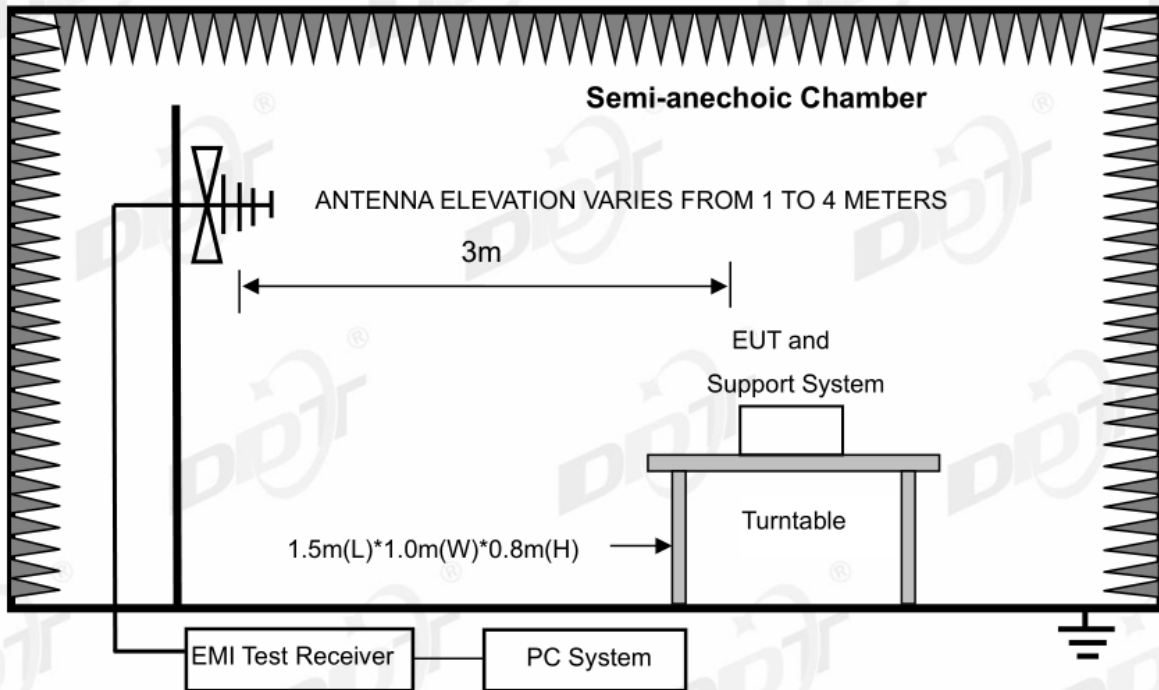
8. Radiated Spurious Emissions

8.1. Block diagram of test setup

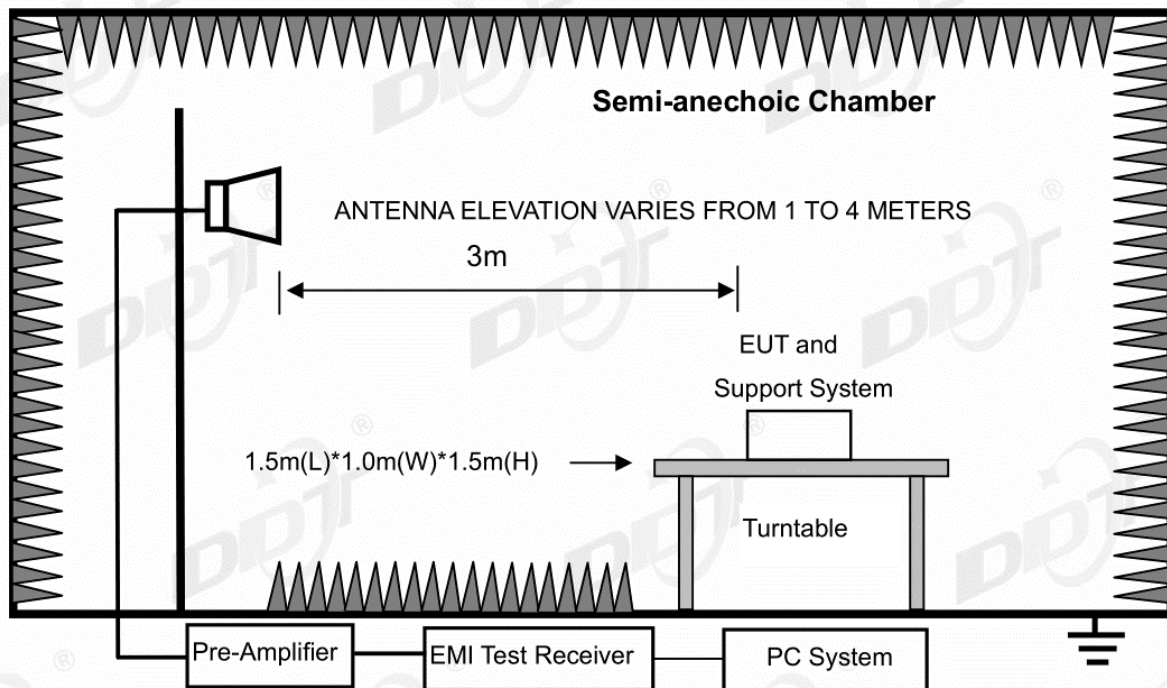
In 3 m Anechoic Chamber, test setup diagram for 9 kHz - 30 MHz:



In 3 m Anechoic Chamber, test setup diagram for 30 MHz - 1 GHz:



In 3 m Anechoic Chamber, test setup diagram for frequency above 1 GHz:



Note: For harmonic emissions test an appropriate high pass filter was inserted in the input port of AMP.

8.2. Limit

(1) FCC 15.205 Restricted frequency band

MHz	MHz	MHz	GHz
0.090-0.110	16.42-16.423	399.9-410	4.5-5.15
¹ 0.495-0.505	16.69475-16.69525	608-614	5.35-5.46
2.1735-2.1905	16.80425-16.80475	960-1240	7.25-7.75
4.125-4.128	25.5-25.67	1300-1427	8.025-8.5
4.1772&4.17775	37.5-38.25	1435-1626.5	9.0-9.2
4.2072&4.20775	73-74.6	1645.5-1646.5	9.3-9.5
6.215-6.218	74.8-75.2	1660-1710	10.6-12.7
6.26775-6.26825	108-121.94	1718.8-1722.2	13.25-13.4
6.31175-6.31225	123-138	2200-2300	14.47-14.5
8.291-8.294	149.9-150.05	2310-2390	15.35-16.2
8.362-8.366	156.52475-156.52525	2483.5-2500	17.7-21.4
8.37625-8.38675	156.7-156.9	2690-2900	22.01-23.12
8.41425-8.41475	162.0125-167.17	3260-3267	23.6-24.0
12.29-12.293	167.72-173.2	3332-3339	31.2-31.8
12.51975-12.52025	240-285	3345.8-3358	36.43-36.5
12.57675-12.57725	322-335.4	3600-4400	(²)
13.36-13.41			

¹Until February 1, 1999, this restricted band shall be 0.490-0.510 MHz.

²Above 38.6

RSS-Gen section 8.10 Restricted frequency bands*

MHz	MHz	MHz	GHz
0.090-0.110	12.51975-12.52025	240-285	3.5-4.4
0.495-0.505	12.57675-12.57725	322-335.4	4.5-5.15
2.1735-2.1905	13.36-13.41	399.9-410	5.35-5.46
3.020-3.026	16.42-16.423	608-614	7.25-7.75
4.125-4.128	16.69475-16.69525	960-1427	8.025-8.5
4.1772&4.17775	16.80425-16.80475	1435-1626.5	9.0-9.2
4.2072&4.20775	25.5-25.67	1645.5-1646.5	9.3-9.5
5.677-5.683	37.5-38.25	1660-1710	10.6-12.7
6.215-6.218	73-74.6	1718.8-1722.2	13.25-13.4
6.26775-6.26825	74.8-75.2	2200-2300	14.47-14.5
6.31175-6.31225	108-138	2310-2390	15.35-16.2
8.291-8.294	149.9-150.05	2483.5-2500	17.7-21.4
8.362-8.366	156.52475-156.52525	2655-2900	22.01-23.12
8.37625-8.38675	156.7-156.9	3260-3267	23.6-24.0
8.41425-8.41475	162.0125-167.17	3332-3339	31.2-31.8
12.29-12.293	167.72-173.2	3345.8-3358	36.43-36.5
			Above 38.6

* Certain frequency bands listed in table and in bands above 38.6 GHz are designated for licence-exempt applications. These frequency bands and the requirements that apply to related devices are set out in the 200 and 300 series of RSSs.

(2) FCC 15.209 Limit & RSS-Gen section 8.9 Limit

FREQUENCY MHz	DISTANCE Meters	FIELD STRENGTHS LIMIT	
		$\mu\text{V}/\text{m}$	$\text{dB}(\mu\text{V})/\text{m}$
0.009 ~ 0.490	300	2400/F(kHz)	67.6-20log(F)
0.490 ~ 1.705	30	24000/F(kHz)	87.6-20log(F)
1.705 ~ 30.0	30	30	29.54
30 ~ 88	3	100	40.0
88 ~ 216	3	150	43.5
216 ~ 960	3	200	46.0
960 ~ 1000	3	500	54.0
Above 1000	3	74.0 dB(μV)/m (Peak) 54.0 dB(μV)/m (Average)	

Note: (1) The emission limits shown in the above table are based on measurements employing a CISPR QP detector except for the frequency bands 9 - 90 kHz, 110 - 490 kHz and above 1000 MHz. Radiated emissions limits in these three bands are based on measurements employing an average detector.

(2) At frequencies below 30 MHz, measurement may be performed at a distance closer than that specified, and the limit at closer measurement distance can be extrapolated by below formula:

$$\text{Limit}_{3\text{m}}(\text{dB}\mu\text{V}/\text{m}) = \text{Limit}_{30\text{m}}(\text{dB}\mu\text{V}/\text{m}) + 40\text{Log}(30\text{m}/3\text{m})$$

(3) Limit for this EUT

The emissions appearing within 15.205 restricted frequency bands shall not exceed the limits

shown in 15.209, and the emissions appearing within RSS-Gen section 8.10 Restricted frequency bands shall not exceed the limits shown in RSS-Gen section 8.9, all the other emissions shall be at least 20 dB below the fundamental emissions or comply with 15.209 limits and RSS-Gen section 8.9 limits..

8.3. Test Procedure

(1) EUT height should be 0.8 m for below 1 GHz at a semi-anechoic chamber while EUT height should be 1.5 m for above 1 GHz at full chamber or semi-anechoic chamber ground with absorbers.

(2) The antenna used as below table.

Test frequency range	Test antenna used	Measuring distance
9 kHz-30 MHz	Active Loop antenna	3 m
30 MHz-1 GHz	Trilog Broadband Antenna	3 m
1 GHz-18 GHz	Double Ridged Horn Antenna(1GHz-18GHz)	3 m
18 GHz-40 GHz	Horn Antenna(18GHz-40GHz)	1 m

According ANSI C63.10:2013 clause 6.4.4.2 and 6.5.3, for measurements below 30 MHz, the loop antenna was positioned with its plane vertical from the EUT and rotated about its vertical axis for maximum response at each azimuth position around the EUT. And the loop antenna also be positioned with its plane horizontal at the specified distance from the EUT. The center of the loop is 1 m above the ground. for measurement above 30 MHz, the Trilog Broadband Antenna or Horn Antenna was located 3 m from EUT, Measurements were made with the antenna positioned in both the horizontal and vertical planes of Polarization, and the measurement antenna was varied from 1 m to 4 m. in height above the reference ground plane to obtain the maximum signal strength.

(3) Below pre-scan procedure was first performed in order to find prominent frequency spectrum radiated emissions from 9 kHz to 25 GHz:

(a) Scanning the peak frequency spectrum with the antenna specified in step (3), and the EUT was rotated 360 degree, the antenna height was varied from 1 m to 4 m (Except loop antenna, it's fixed 1m above ground.)

(b) Change work frequency or channel of device if practicable.

(c) Change modulation type of device if practicable.

(d) Change power supply range from 85% to 115% of the rated supply voltage

(e) Rotated EUT though three orthogonal axes to determine the attitude of EUT arrangement produces highest emissions.

Spectrum frequency from 9 kHz to 25 GHz (tenth harmonic of fundamental frequency) was investigated, and no any obvious emission were detected from 18GHz to 25GHz, so below final test was performed with frequency range from 9kHz to 18GHz.

(4) For final emissions measurements at each frequency of interest, the EUT was rotated and the

antenna height was varied between 1 m and 4 m in order to maximize the emission. Measurements in both horizontal and vertical polarities were made and the data was recorded. In order to find the maximum emission, the relative positions of equipments and all of the interface cables were changed according to ANSI C63.10 2013 on Radiated Emission test.

- (5) The emissions from 9 kHz to 1 GHz were measured based on CISPR QP detector except for the frequency bands 9-90 kHz, 110-490 kHz, for emissions from 9 kHz-90 kHz, 110 kHz-490 kHz and above 1 GHz were measured based on average detector, for emissions above 1 GHz, peak emissions also be measured and need comply with Peak limit.
- (6) The emissions from 9 kHz to 1 GHz, QP or average values were measured with EMI receiver with below RBW

Frequency band	RBW
9 kHz-150 kHz	200 Hz
150 kHz-30 MHz	9 kHz
30 MHz-1 GHz	120 kHz

- (7) For emissions above 1GHz, both Peak and Average level were measured with Spectrum Analyzer, and the RBW is set at 1 MHz, VBW is set at 3 MHz for Peak measure; RMS detector RBW 1 MHz VBW 10 Hz for Average measure (according ANSI C63.10:2013 clause 4.2.3.2.3 procedure for average measure).

8.4. Test result

Pass. (See below detailed test result)

All the emissions except fundamental emission from 9 kHz to 25 GHz were comply with 15.209 limits and RSS-Gen section 8.9 limits.

Note1: According exploratory test, the emission levels are 20 dB below the limit detected from 9 kHz to 30 MHz and 18 GHz to 25 GHz, so the final test was performed with frequency range from 30 MHz to 18 GHz and recorded in below.

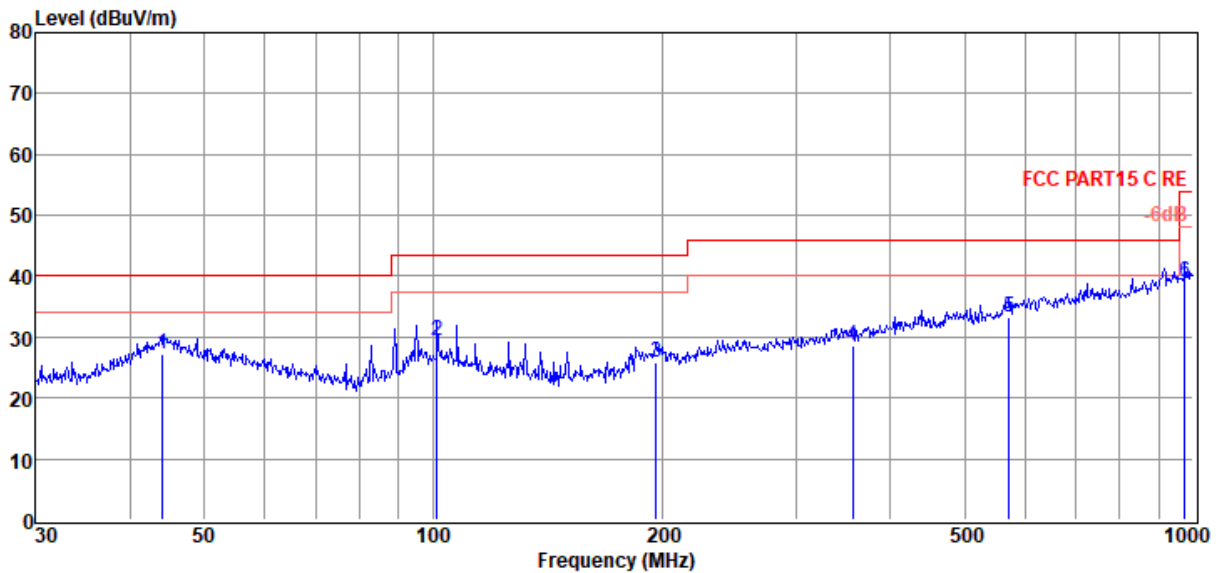
Note2: 30 MHz ~ 25 GHz: (Scan with all mode, the worst case is 802.11n HT20 mode)

Note3: For emissions below 1 GHz, according exploratory explorer test, when change Tx mode and channel, have no distinct influence on emissions level, so for emissions below 1 GHz, the final test was only performed with EUT working in 802.11n HT20 2412 MHz , 802.11ax HE40 Tone 26 and SU mode.

Note3: For emissions above 1 GHz. If peak results comply with AV limit, AV Result is deemed to comply with AV limit.

Radiated Emission test (below 1GHz) TR-4-E-009 Radiated Emission Test Result

Test Site : DDT 3m Chamber 3# Test Date : 2022-02-09 EUT : Multi-Channel Soundbar with wireless subwoofer Power Supply : AC 120V/60Hz Condition : Temp:24.5°C,Humi:55%,Press:100.1kPa Memo :	D:\E3 6.111\2022 Report Data\Q21123009-2E BAR500\FCC BELOW 1G.EM6 Tested By : James Gan Model Number : BAR 500 Test Mode : Tx mode Antenna/Distance : 2021 VLUB 9163 3#/3m/HORIZONTAL
---	---



Item (Mark)	Freq. (MHz)	Read Level (dBμV)	Antenna Factor (dB/m)	Cable Loss (dB)	Result Level (dBμV/m)	Limit Line (dBμV/m)	Over Limit (dB)	Detector	Polarization
1	44.12	8.49	15.01	3.64	27.14	40.00	-12.86	QP	HORIZONTAL
2	101.29	13.94	11.60	3.99	29.53	43.50	-13.97	QP	HORIZONTAL
3	196.51	9.54	11.80	4.44	25.78	43.50	-17.72	QP	HORIZONTAL
4	356.68	8.96	14.73	5.02	28.71	46.00	-17.29	QP	HORIZONTAL
5	572.61	9.60	18.00	5.65	33.25	46.00	-12.75	QP	HORIZONTAL
6	975.75	9.96	22.30	6.71	38.97	54.00	-15.03	QP	HORIZONTAL

Note: 1. Result Level = Read Level + Antenna Factor + Cable loss.
 2. If Peak Result complies with QP limit, QP Result is deemed to comply with QP limit.
 3. Test setup: RBW: 120 kHz, VBW: 300 kHz, Sweep time: auto.

TR-4-E-009 Radiated Emission Test Result

Test Site : DDT 3m Chamber 3#

D:\E3 6.111\2022 Report Data\Q21123009-2E BAR500\FCC BELOW 1G.EM6

Test Date : 2022-02-09

Tested By : James Gan

EUT : Multi-Channel Soundbar with wireless subwoofer

Model Number : BAR 500

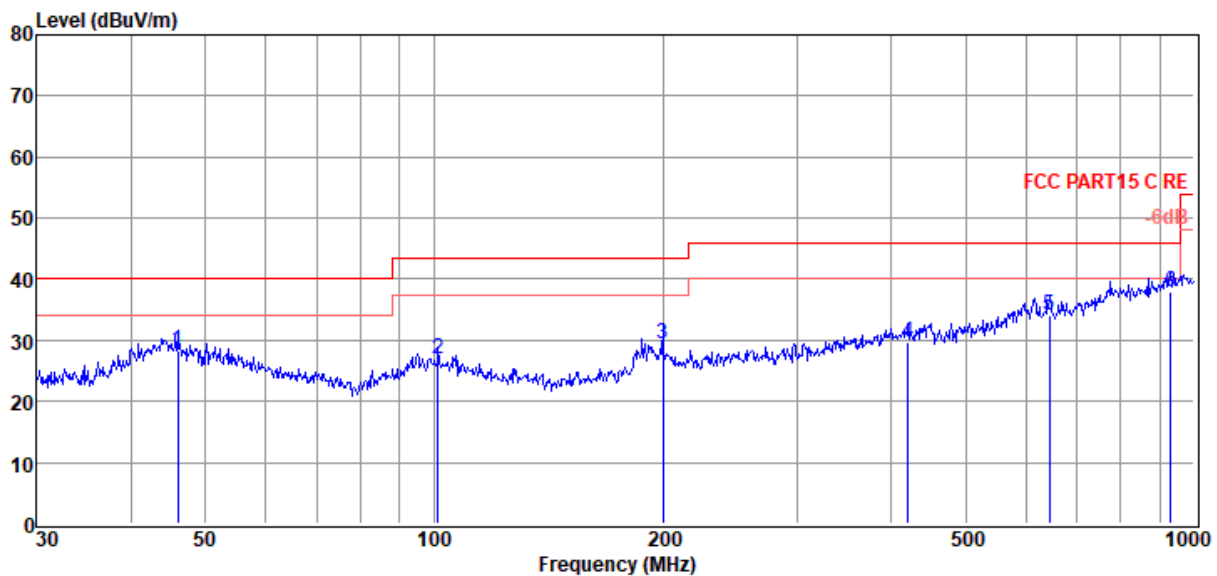
Power Supply : AC 120V/60Hz

Test Mode : Tx mode

Condition : Temp:24.5°C,Humi:55%,Press:100.1kPa

Antenna/Distance : 2021 VLUB 9163 3#/3m/VERTICAL

Memo :



Item (Mark)	Freq. (MHz)	Read Level (dBµV)	Antenna Factor (dB/m)	Cable Loss (dB)	Result Level (dBµV/m)	Limit Line (dBµV/m)	Over Limit (dB)	Detector	Polarization
1	46.02	10.04	14.59	3.65	28.28	40.00	-11.72	QP	VERTICAL
2	101.29	11.22	11.60	3.99	26.81	43.50	-16.69	QP	VERTICAL
3	199.99	13.11	11.90	4.45	29.46	43.50	-14.04	QP	VERTICAL
4	420.58	8.51	15.91	5.22	29.64	46.00	-16.36	QP	VERTICAL
5	645.12	9.03	19.10	5.85	33.98	46.00	-12.02	QP	VERTICAL
6	932.27	9.07	22.35	6.54	37.96	46.00	-8.04	QP	VERTICAL

Note: 1. Result Level = Read Level + Antenna Factor + Cable loss.

2. If Peak Result complies with QP limit, QP Result is deemed to comply with QP limit.

3. Test setup: RBW: 120 kHz, VBW: 300 kHz, Sweep time: auto.

TR-4-E-009 Radiated Emission Test Result

Test Site : DDT 3m Chamber 3#

D:\E3 6.111\2022 Report Data\Q21123009-2E BAR500\FCC ABOVE 1G 2.4GWIFI.EM6

Test Date : 2022-03-09

Tested By : Kennys Zhang

EUT : Multi-Channel Soundbar with wireless subwoofer

Model Number : BAR 500

Power Supply : AC 120V/60Hz

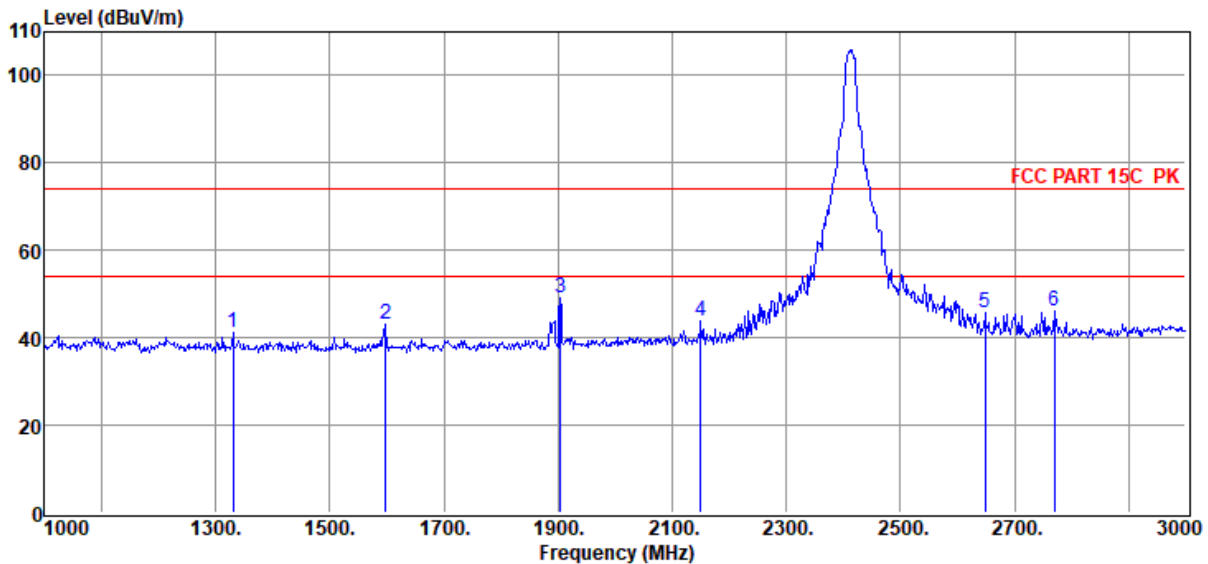
Test Mode : Tx mode

Condition : Temp:24.5°C,Humi:55%,Press:100.1kPa

Antenna/Distance : 2021 BBHA 9120D 3#/3m/VERTICAL

Memo : 11N20 2412

Data: 1



Item (Mark)	Freq. (MHz)	Read Level (dBμV)	Antenna Factor (dB/m)	PRM Factor (dB)	Cable Loss (dB)	Filter Factor (dB)	Result Level (dBμV/m)	Limit Line (dBμV/m)	Over Limit (dB)	Detector	Polarization
1	1330.00	52.30	25.43	38.40	1.28	0.56	41.17	74.00	-32.83	Peak	VERTICAL
2	1598.00	54.30	25.65	38.80	1.42	0.61	43.18	74.00	-30.82	Peak	VERTICAL
3	1904.00	59.90	26.45	39.26	1.56	0.66	49.31	74.00	-24.69	Peak	VERTICAL
4	2150.00	53.97	26.97	39.48	1.64	0.70	43.80	74.00	-30.20	Peak	VERTICAL
5	2648.00	54.73	28.16	39.72	1.78	0.75	45.70	74.00	-28.30	Peak	VERTICAL
6	2770.00	54.54	28.63	39.78	1.81	0.76	45.96	74.00	-28.04	Peak	VERTICAL

- Note: 1. Result Level = Read Level + Antenna Factor + Cable loss + Filter Factor - PRM Factor.
 2. If Peak Result complies with AV limit, AV Result is deemed to comply with AV limit.
 3. Test setup: RBW: 1 MHz, VBW: 3 MHz, Sweep time: auto.

TR-4-E-009 Radiated Emission Test Result

Test Site : DDT 3m Chamber 3#

D:\E3 6.111\2022 Report Data\Q21123009-2E BAR500\FCC ABOVE 1G 2.4GWIFI.EM6

Test Date : 2022-03-09

Tested By : Kennys Zhang

EUT : Multi-Channel Soundbar with wireless subwoofer

Model Number : BAR 500

Power Supply : AC 120V/60Hz

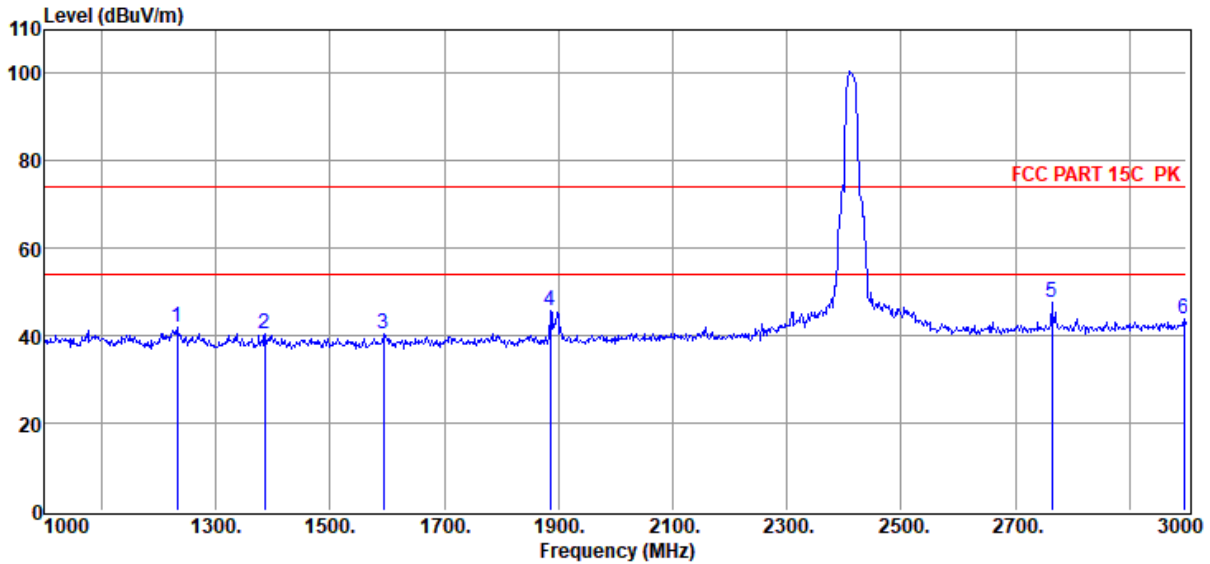
Test Mode : Tx mode

Condition : Temp:24.5°C,Humi:55%,Press:100.1kPa

Antenna/Distance : 2021 BBHA 9120D
3#/3m/HORIZONTAL

Memo : 11N20 2412

Data: 2



Item (Mark)	Freq. (MHz)	Read Level (dBμV)	Antenna Factor (dB/m)	PRM Factor (dB)	Cable Loss (dB)	Filter Factor (dB)	Result Level (dBμV/m)	Limit Line (dBμV/m)	Over Limit (dB)	Detector	Polarization
1	1232.00	53.14	25.45	38.25	1.23	0.54	42.11	74.00	-31.89	Peak	HORIZONTAL
2	1386.00	51.58	25.42	38.48	1.32	0.57	40.41	74.00	-33.59	Peak	HORIZONTAL
3	1594.00	51.45	25.64	38.79	1.42	0.61	40.33	74.00	-33.67	Peak	HORIZONTAL
4	1886.00	56.26	26.40	39.23	1.55	0.66	45.64	74.00	-28.36	Peak	HORIZONTAL
5	2764.00	56.19	28.60	39.78	1.81	0.76	47.58	74.00	-26.42	Peak	HORIZONTAL
6	2996.00	51.62	29.48	39.90	1.87	0.79	43.86	74.00	-30.14	Peak	HORIZONTAL

- Note: 1. Result Level = Read Level + Antenna Factor + Cable loss + Filter Factor - PRM Factor.
 2. If Peak Result complies with AV limit, AV Result is deemed to comply with AV limit.
 3. Test setup: RBW: 1 MHz, VBW: 3 MHz, Sweep time: auto.

TR-4-E-009 Radiated Emission Test Result

Test Site : DDT 3m Chamber 3#

D:\E3 6.111\2022 Report Data\Q21123009-2E BAR500\FCC ABOVE 1G 2.4GWIFI.EM6

Test Date : 2022-03-09

Tested By : Kennys Zhang

EUT : Multi-Channel Soundbar with wireless subwoofer

Model Number : BAR 500

Power Supply : AC 120V/60Hz

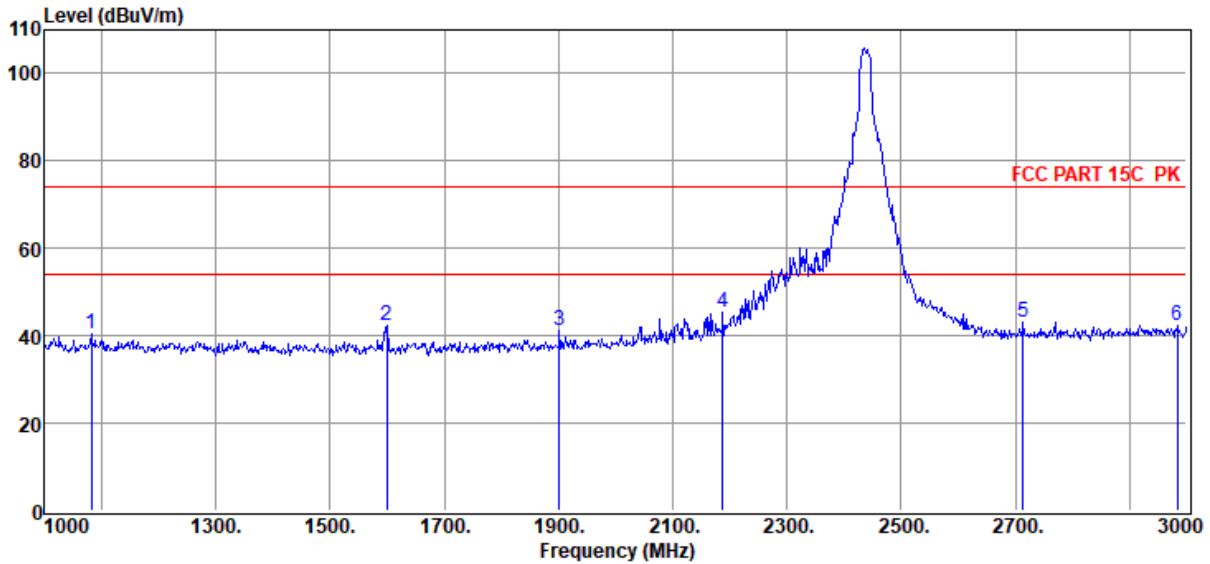
Test Mode : Tx mode

Condition : Temp:24.5°C,Humi:55%,Press:100.1kPa

Antenna/Distance : 2021 BBHA 9120D
3#/3m/HORIZONTAL

Memo : 11N20 2437

Data: 3



Item (Mark)	Freq. (MHz)	Read Level (dBμV)	Antenna Factor (dB/m)	PRM Factor (dB)	Cable Loss (dB)	Filter Factor (dB)	Result Level (dBμV/m)	Limit Line (dBμV/m)	Over Limit (dB)	Detector	Polarization
1	1082.00	51.37	25.48	38.02	1.15	0.51	40.49	74.00	-33.51	Peak	HORIZONTAL
2	1600.00	53.34	25.66	38.80	1.42	0.61	42.23	74.00	-31.77	Peak	HORIZONTAL
3	1902.00	51.78	26.45	39.25	1.56	0.66	41.20	74.00	-32.80	Peak	HORIZONTAL
4	2188.00	55.49	27.04	39.49	1.65	0.70	45.39	74.00	-28.61	Peak	HORIZONTAL
5	2714.00	51.93	28.41	39.76	1.80	0.76	43.14	74.00	-30.86	Peak	HORIZONTAL
6	2984.00	49.99	29.44	39.89	1.87	0.79	42.20	74.00	-31.80	Peak	HORIZONTAL

- Note: 1. Result Level = Read Level + Antenna Factor + Cable loss + Filter Factor - PRM Factor.
 2. If Peak Result complies with AV limit, AV Result is deemed to comply with AV limit.
 3. Test setup: RBW: 1 MHz, VBW: 3 MHz, Sweep time: auto.

TR-4-E-009 Radiated Emission Test Result

Test Site : DDT 3m Chamber 3#

D:\E3 6.111\2022 Report Data\Q21123009-2E BAR500\FCC ABOVE 1G 2.4GWIFI.EM6

Test Date : 2022-03-09

Tested By : Kennys Zhang

EUT : Multi-Channel Soundbar with wireless subwoofer

Model Number : BAR 500

Power Supply : AC 120V/60Hz

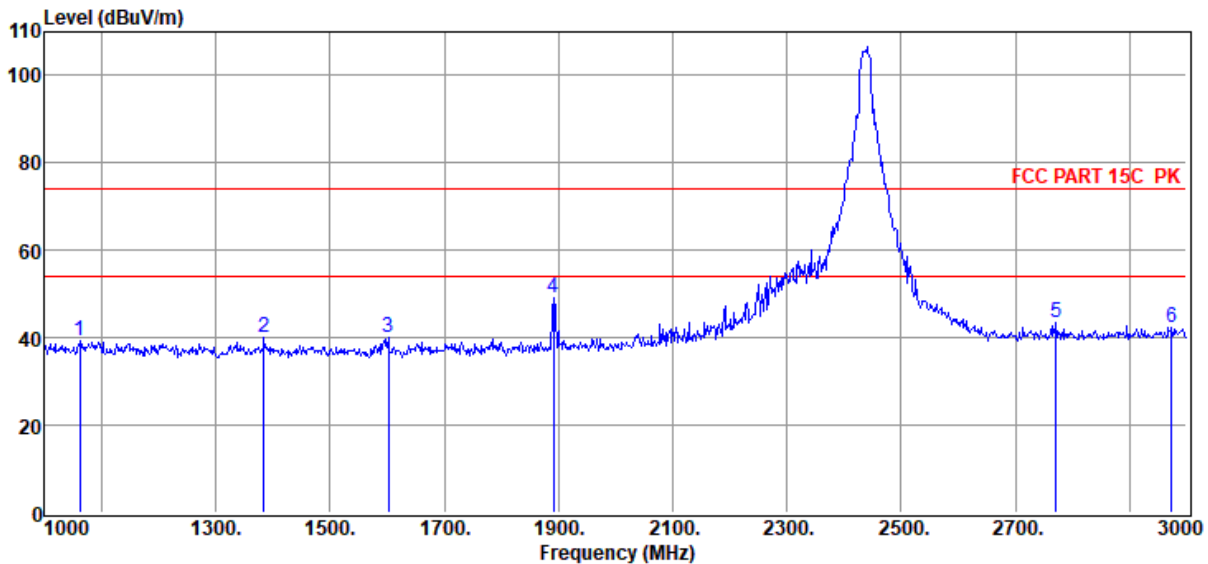
Test Mode : Tx mode

Condition : Temp:24.5°C,Humi:55%,Press:100.1kPa

Antenna/Distance : 2021 BBHA 9120D 3#/3m/VERTICAL

Memo : 11N20 2437

Data: 4



Item (Mark)	Freq. (MHz)	Read Level (dBμV)	Antenna Factor (dB/m)	PRM Factor (dB)	Cable Loss (dB)	Filter Factor (dB)	Result Level (dBμV/m)	Limit Line (dBμV/m)	Over Limit (dB)	Detector	Polarization
1	1062.00	50.30	25.49	37.99	1.13	0.51	39.44	74.00	-34.56	Peak	VERTICAL
2	1384.00	51.32	25.42	38.48	1.32	0.57	40.15	74.00	-33.85	Peak	VERTICAL
3	1602.00	51.26	25.67	38.80	1.42	0.61	40.16	74.00	-33.84	Peak	VERTICAL
4	1892.00	59.61	26.42	39.24	1.55	0.66	49.00	74.00	-25.00	Peak	VERTICAL
5	2772.00	52.12	28.63	39.79	1.81	0.76	43.53	74.00	-30.47	Peak	VERTICAL
6	2974.00	50.22	29.40	39.89	1.86	0.79	42.38	74.00	-31.62	Peak	VERTICAL

Note: 1. Result Level = Read Level + Antenna Factor + Cable loss + Filter Factor - PRM Factor.

2. If Peak Result complies with AV limit, AV Result is deemed to comply with AV limit.

3. Test setup: RBW: 1 MHz, VBW: 3 MHz, Sweep time: auto.

TR-4-E-009 Radiated Emission Test Result

Test Site : DDT 3m Chamber 3#

D:\E3 6.111\2022 Report Data\Q21123009-2E BAR500\FCC ABOVE 1G 2.4GWIFI.EM6

Test Date : 2022-03-09

Tested By : Kennys Zhang

EUT : Multi-Channel Soundbar with wireless subwoofer

Model Number : BAR 500

Power Supply : AC 120V/60Hz

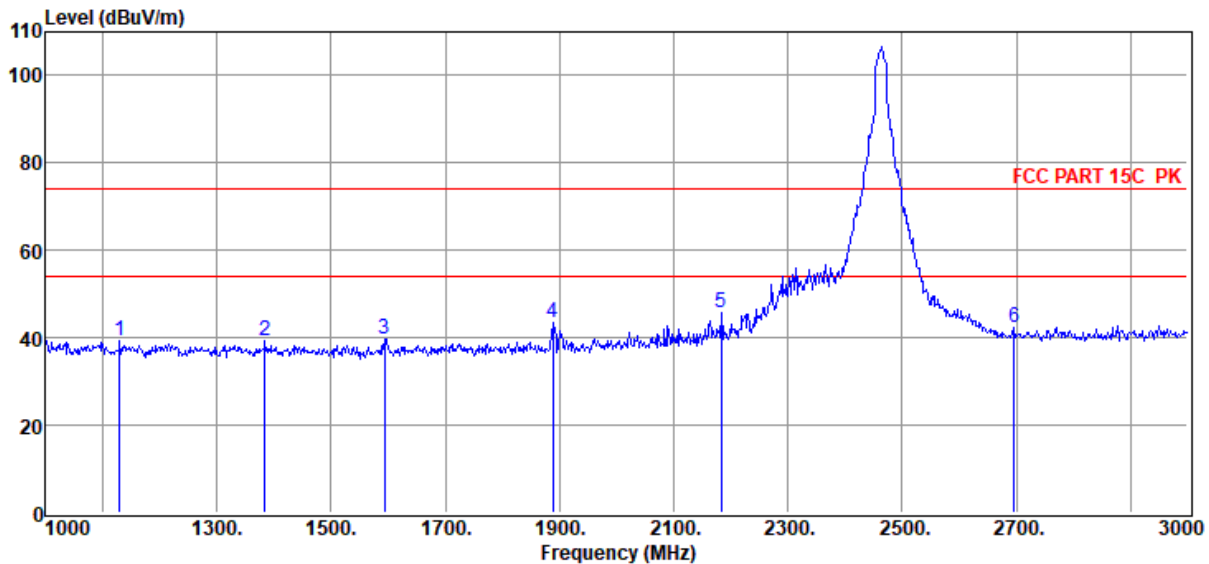
Test Mode : Tx mode

Condition : Temp:24.5°C,Humi:55%,Press:100.1kPa

Antenna/Distance : 2021 BBHA 9120D 3#/3m/VERTICAL

Memo : 11N20 2462

Data: 5



Item (Mark)	Freq. (MHz)	Read Level (dBμV)	Antenna Factor (dB/m)	PRM Factor (dB)	Cable Loss (dB)	Filter Factor (dB)	Result Level (dBμV/m)	Limit Line (dBμV/m)	Over Limit (dB)	Detector	Polarization
1	1130.00	50.13	25.47	38.10	1.17	0.52	39.19	74.00	-34.81	Peak	VERTICAL
2	1384.00	50.39	25.42	38.48	1.32	0.57	39.22	74.00	-34.78	Peak	VERTICAL
3	1594.00	50.90	25.64	38.79	1.42	0.61	39.78	74.00	-34.22	Peak	VERTICAL
4	1888.00	54.05	26.41	39.23	1.55	0.66	43.44	74.00	-30.56	Peak	VERTICAL
5	2184.00	55.76	27.03	39.49	1.65	0.70	45.65	74.00	-28.35	Peak	VERTICAL
6	2696.00	51.13	28.34	39.75	1.79	0.76	42.27	74.00	-31.73	Peak	VERTICAL

- Note: 1. Result Level = Read Level + Antenna Factor + Cable loss + Filter Factor - PRM Factor.
 2. If Peak Result complies with AV limit, AV Result is deemed to comply with AV limit.
 3. Test setup: RBW: 1 MHz, VBW: 3 MHz, Sweep time: auto.

TR-4-E-009 Radiated Emission Test Result

Test Site : DDT 3m Chamber 3#

D:\E3 6.111\2022 Report Data\Q21123009-2E BAR500\FCC ABOVE 1G 2.4GWIFI.EM6

Test Date : 2022-03-09

Tested By : Kennys Zhang

EUT : Multi-Channel Soundbar with wireless subwoofer

Model Number : BAR 500

Power Supply : AC 120V/60Hz

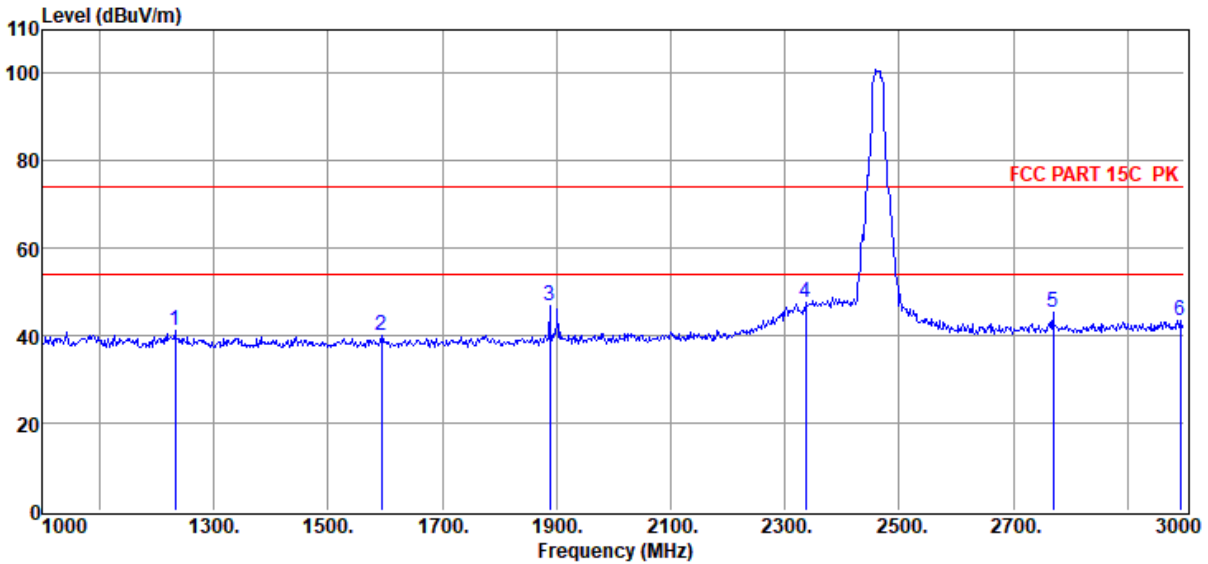
Test Mode : Tx mode

Condition : Temp:24.5°C,Humi:55%,Press:100.1kPa

Antenna/Distance : 2021 BBHA 9120D
3#/3m/HORIZONTAL

Memo : 11N20 2462

Data: 6



Item (Mark)	Freq. (MHz)	Read Level (dBμV)	Antenna Factor (dB/m)	PRM Factor (dB)	Cable Loss (dB)	Filter Factor (dB)	Result Level (dBμV/m)	Limit Line (dBμV/m)	Over Limit (dB)	Detector	Polarization
1	1232.00	52.10	25.45	38.25	1.23	0.54	41.07	74.00	-32.93	Peak	HORIZONTAL
2	1594.00	51.05	25.64	38.79	1.42	0.61	39.93	74.00	-34.07	Peak	HORIZONTAL
3	1888.00	57.50	26.41	39.23	1.55	0.66	46.89	74.00	-27.11	Peak	HORIZONTAL
4	2336.00	57.35	27.30	39.57	1.69	0.72	47.49	74.00	-26.51	Peak	HORIZONTAL
5	2770.00	53.88	28.63	39.78	1.81	0.76	45.30	74.00	-28.70	Peak	HORIZONTAL
6	2992.00	51.15	29.47	39.90	1.87	0.79	43.38	74.00	-30.62	Peak	HORIZONTAL

- Note: 1. Result Level = Read Level + Antenna Factor + Cable loss + Filter Factor - PRM Factor.
 2. If Peak Result complies with AV limit, AV Result is deemed to comply with AV limit.
 3. Test setup: RBW: 1 MHz, VBW: 3 MHz, Sweep time: auto.

TR-4-E-009 Radiated Emission Test Result

Test Site : DDT 3m Chamber 3#

D:\E3 6.111\2022 Report Data\Q21123009-2E BAR500\FCC ABOVE 1G 2.4GWIFI.EM6

Test Date : 2022-03-09

Tested By : Kennys Zhang

EUT : Multi-Channel Soundbar with wireless subwoofer

Model Number : BAR 500

Power Supply : AC 120V/60Hz

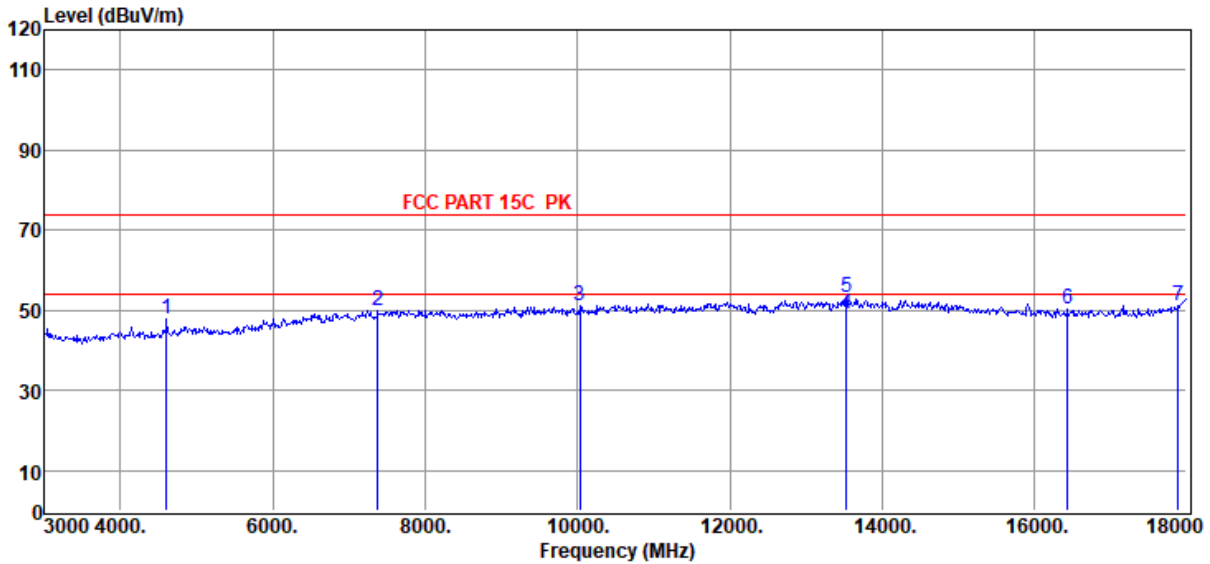
Test Mode : Tx mode

Condition : Temp:24.5°C,Humi:55%,Press:100.1kPa

Antenna/Distance : 2021 BBHA 9120D
3#/3m/HORIZONTAL

Memo : 11N20 2412

Data: 31



Item (Mark)	Freq. (MHz)	Read Level (dBuV)	Antenna Factor (dB/m)	PRM Factor (dB)	Cable Loss (dB)	Filter Factor (dB)	Result Level (dBuV/m)	Limit Line (dBuV/m)	Over Limit (dB)	Detector	Polarization
1	4605.00	51.79	31.84	40.32	2.40	2.13	47.84	74.00	-26.16	Peak	HORIZONTAL
2	7380.00	47.94	36.30	39.74	3.11	2.27	49.88	74.00	-24.12	Peak	HORIZONTAL
3	10035.00	47.28	38.44	40.59	3.67	2.48	51.28	74.00	-22.72	Peak	HORIZONTAL
4	13530.00	42.17	39.99	40.03	4.02	2.93	49.08	54.00	-4.92	Average	HORIZONTAL
5	13530.00	46.26	39.99	40.03	4.02	2.93	53.17	74.00	-20.83	Peak	HORIZONTAL
6	16440.00	44.59	37.90	39.99	4.71	3.29	50.50	74.00	-23.50	Peak	HORIZONTAL
7	17895.00	41.35	41.85	40.64	4.93	3.76	51.25	74.00	-22.75	Peak	HORIZONTAL

Note: 1. Result Level = Read Level + Antenna Factor + Cable loss + Filter Factor - PRM Factor.

2. If Peak Result complies with AV limit, AV Result is deemed to comply with AV limit.

3. Test setup: RBW: 1 MHz, VBW: 3 MHz, Sweep time: auto.

TR-4-E-009 Radiated Emission Test Result

Test Site : DDT 3m Chamber 3#

D:\E3 6.111\2022 Report Data\Q21123009-2E BAR500\FCC ABOVE 1G 2.4GWIFI.EM6

Test Date : 2022-03-09

Tested By : Kennys Zhang

EUT : Multi-Channel Soundbar with wireless subwoofer

Model Number : BAR 500

Power Supply : AC 120V/60Hz

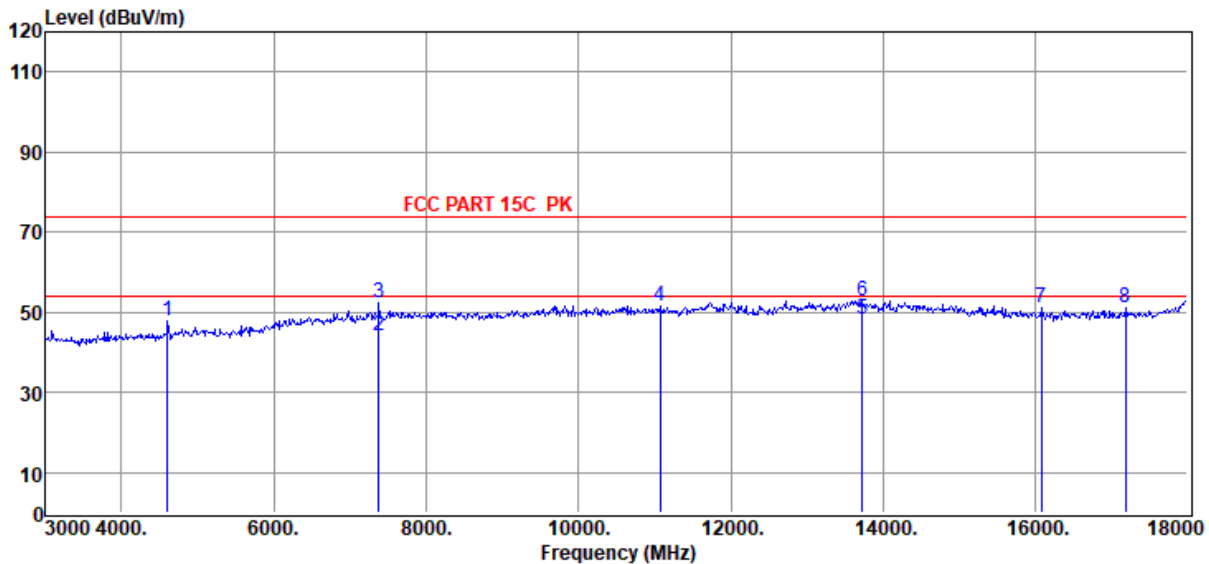
Test Mode : Tx mode

Condition : Temp:24.5°C,Humi:55%,Press:100.1kPa

Antenna/Distance : 2021 BBHA 9120D 3#/3m/VERTICAL

Memo : 11N20 2412

Data: 32



Item (Mark)	Freq. (MHz)	Read Level (dBμV)	Antenna Factor (dB/m)	PRM Factor (dB)	Cable Loss (dB)	Filter Factor (dB)	Result Level (dBμV/m)	Limit Line (dBμV/m)	Over Limit (dB)	Detector	Polarization
1	4605.00	51.96	31.84	40.32	2.40	2.13	48.01	74.00	-25.99	Peak	VERTICAL
2	7380.00	42.27	36.30	39.74	3.11	2.27	44.21	54.00	-9.79	Average	VERTICAL
3	7380.00	50.48	36.30	39.74	3.11	2.27	52.42	74.00	-21.58	Peak	VERTICAL
4	11070.00	46.29	39.26	40.19	3.82	2.38	51.56	74.00	-22.44	Peak	VERTICAL
5	13725.00	40.83	39.96	39.89	4.23	2.92	48.05	54.00	-5.95	Average	VERTICAL
6	13725.00	45.66	39.96	39.89	4.23	2.92	52.88	74.00	-21.12	Peak	VERTICAL
7	16080.00	45.18	37.90	39.92	4.62	3.15	50.93	74.00	-23.07	Peak	VERTICAL
8	17190.00	44.06	38.84	40.21	4.75	3.56	51.00	74.00	-23.00	Peak	VERTICAL

Note: 1. Result Level = Read Level + Antenna Factor + Cable loss + Filter Factor - PRM Factor.

2. If Peak Result complies with AV limit, AV Result is deemed to comply with AV limit.

3. Test setup: RBW: 1 MHz, VBW: 3 MHz, Sweep time: auto.

TR-4-E-009 Radiated Emission Test Result

Test Site : DDT 3m Chamber 3#

D:\E3 6.111\2022 Report Data\Q21123009-2E BAR500\FCC ABOVE 1G 2.4GWIFI.EM6

Test Date : 2022-03-09

Tested By : Kennys Zhang

EUT : Multi-Channel Soundbar with wireless subwoofer

Model Number : BAR 500

Power Supply : AC 120V/60Hz

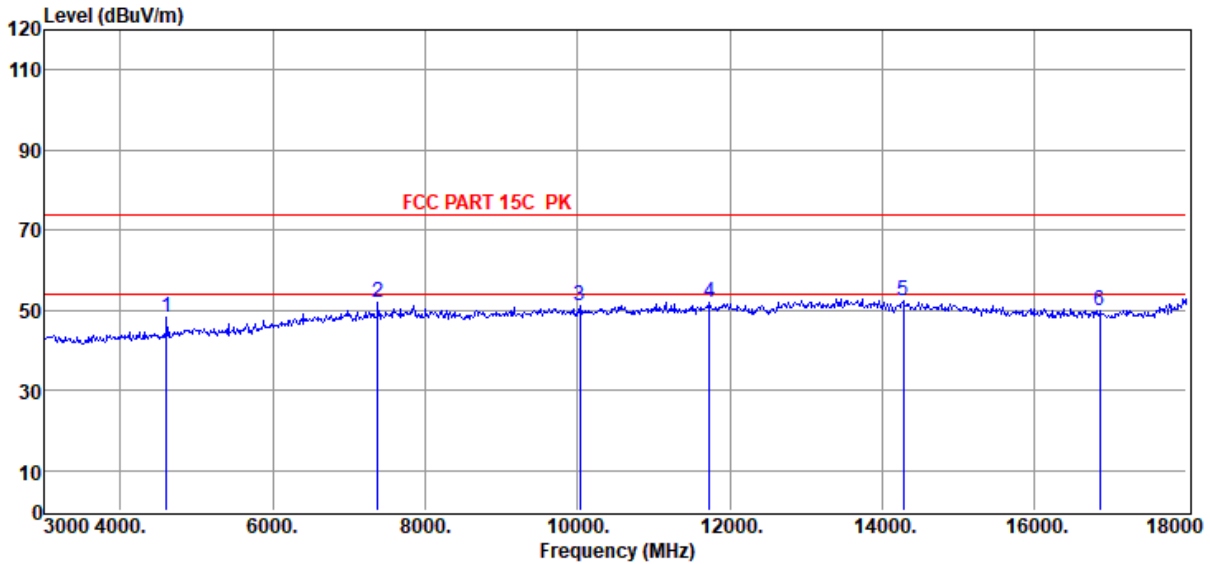
Test Mode : Tx mode

Condition : Temp:24.5°C,Humi:55%,Press:100.1kPa

Antenna/Distance : 2021 BBHA 9120D 3#/3m/VERTICAL

Memo : 11N20 2437

Data: 33



Item (Mark)	Freq. (MHz)	Read Level (dBμV)	Antenna Factor (dB/m)	PRM Factor (dB)	Cable Loss (dB)	Filter Factor (dB)	Result Level (dBμV/m)	Limit Line (dBμV/m)	Over Limit (dB)	Detector	Polarization
1	4605.00	52.25	31.84	40.32	2.40	2.13	48.30	74.00	-25.70	Peak	VERTICAL
2	7380.00	49.94	36.30	39.74	3.11	2.27	51.88	74.00	-22.12	Peak	VERTICAL
3	10035.00	47.19	38.44	40.59	3.67	2.48	51.19	74.00	-22.81	Peak	VERTICAL
4	11730.00	46.72	39.09	40.13	4.01	2.39	52.08	74.00	-21.92	Peak	VERTICAL
5	14280.00	44.85	39.90	39.67	4.43	2.82	52.33	74.00	-21.67	Peak	VERTICAL
6	16860.00	43.49	38.33	40.07	4.72	3.46	49.93	74.00	-24.07	Peak	VERTICAL

- Note: 1. Result Level = Read Level + Antenna Factor + Cable loss + Filter Factor - PRM Factor.
 2. If Peak Result complies with AV limit, AV Result is deemed to comply with AV limit.
 3. Test setup: RBW: 1 MHz, VBW: 3 MHz, Sweep time: auto.

TR-4-E-009 Radiated Emission Test Result

Test Site : DDT 3m Chamber 3#

D:\E3 6.111\2022 Report Data\Q21123009-2E BAR500\FCC ABOVE 1G 2.4GWIFI.EM6

Test Date : 2022-03-09

Tested By : Kennys Zhang

EUT : Multi-Channel Soundbar with wireless subwoofer

Model Number : BAR 500

Power Supply : AC 120V/60Hz

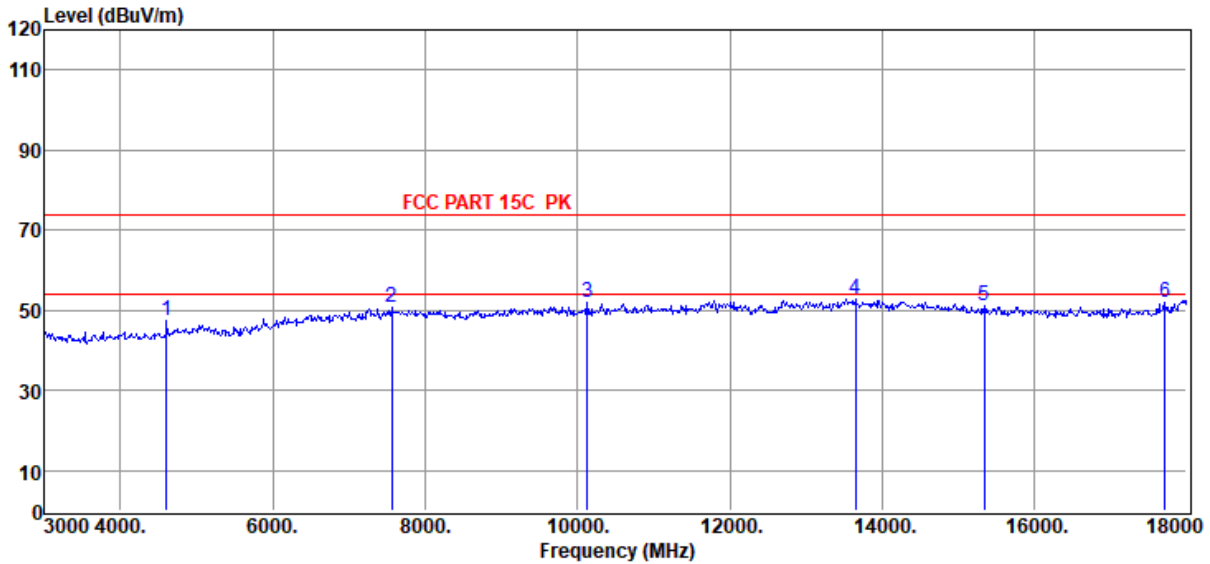
Test Mode : Tx mode

Condition : Temp:24.5°C,Humi:55%,Press:100.1kPa

Antenna/Distance : 2021 BBHA 9120D
3#/3m/HORIZONTAL

Memo : 11N20 2437

Data: 34



Item (Mark)	Freq. (MHz)	Read Level (dBuV)	Antenna Factor (dB/m)	PRM Factor (dB)	Cable Loss (dB)	Filter Factor (dB)	Result Level (dBuV/m)	Limit Line (dBuV/m)	Over Limit (dB)	Detector	Polarization
1	4605.00	51.43	31.84	40.32	2.40	2.13	47.48	74.00	-26.52	Peak	HORIZONTAL
2	7560.00	48.49	36.47	39.76	3.15	2.27	50.62	74.00	-23.38	Peak	HORIZONTAL
3	10125.00	47.83	38.55	40.55	3.67	2.47	51.97	74.00	-22.03	Peak	HORIZONTAL
4	13650.00	45.77	39.97	39.94	4.15	2.92	52.87	74.00	-21.13	Peak	HORIZONTAL
5	15345.00	44.44	39.02	39.70	4.53	2.79	51.08	74.00	-22.92	Peak	HORIZONTAL
6	17715.00	43.14	40.73	40.53	4.88	3.71	51.93	74.00	-22.07	Peak	HORIZONTAL

- Note: 1. Result Level = Read Level + Antenna Factor + Cable loss + Filter Factor - PRM Factor.
 2. If Peak Result complies with AV limit, AV Result is deemed to comply with AV limit.
 3. Test setup: RBW: 1 MHz, VBW: 3 MHz, Sweep time: auto.

TR-4-E-009 Radiated Emission Test Result

Test Site : DDT 3m Chamber 3#

D:\E3 6.111\2022 Report Data\Q21123009-2E BAR500\FCC ABOVE 1G 2.4GWIFI.EM6

Test Date : 2022-03-09

Tested By : Kennys Zhang

EUT : Multi-Channel Soundbar with wireless subwoofer

Model Number : BAR 500

Power Supply : AC 120V/60Hz

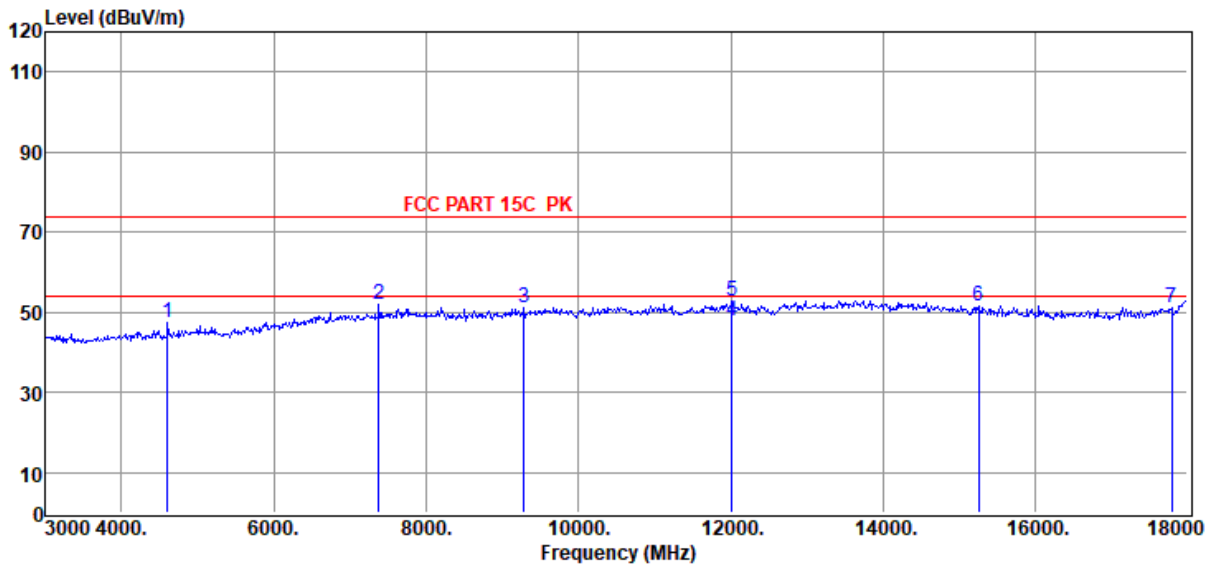
Test Mode : Tx mode

Condition : Temp:24.5°C,Humi:55%,Press:100.1kPa

Antenna/Distance : 2021 BBHA 9120D
3#/3m/HORIZONTAL

Memo : 11N20 2462

Data: 35



Item (Mark)	Freq. (MHz)	Read Level (dBuV)	Antenna Factor (dB/m)	PRM Factor (dB)	Cable Loss (dB)	Filter Factor (dB)	Result Level (dBuV/m)	Limit Line (dBuV/m)	Over Limit (dB)	Detector	Polarization
1	4605.00	51.48	31.84	40.32	2.40	2.13	47.53	74.00	-26.47	Peak	HORIZONTAL
2	7380.00	50.22	36.30	39.74	3.11	2.27	52.16	74.00	-21.84	Peak	HORIZONTAL
3	9285.00	46.94	38.53	40.10	3.50	2.27	51.14	74.00	-22.86	Peak	HORIZONTAL
4	12015.00	42.18	39.19	40.10	4.04	2.41	47.72	54.00	-6.28	Average	HORIZONTAL
5	12015.00	47.21	39.19	40.10	4.04	2.41	52.75	74.00	-21.25	Peak	HORIZONTAL
6	15255.00	44.83	39.14	39.68	4.52	2.75	51.56	74.00	-22.44	Peak	HORIZONTAL
7	17790.00	41.98	41.20	40.57	4.90	3.73	51.24	74.00	-22.76	Peak	HORIZONTAL

- Note: 1. Result Level = Read Level + Antenna Factor + Cable loss + Filter Factor - PRM Factor.
 2. If Peak Result complies with AV limit, AV Result is deemed to comply with AV limit.
 3. Test setup: RBW: 1 MHz, VBW: 3 MHz, Sweep time: auto.

TR-4-E-009 Radiated Emission Test Result

Test Site : DDT 3m Chamber 3#

D:\E3 6.111\2022 Report Data\Q21123009-2E BAR500\FCC ABOVE 1G 2.4GWIFI.EM6

Test Date : 2022-03-09

Tested By : Kennys Zhang

EUT : Multi-Channel Soundbar with wireless subwoofer

Model Number : BAR 500

Power Supply : AC 120V/60Hz

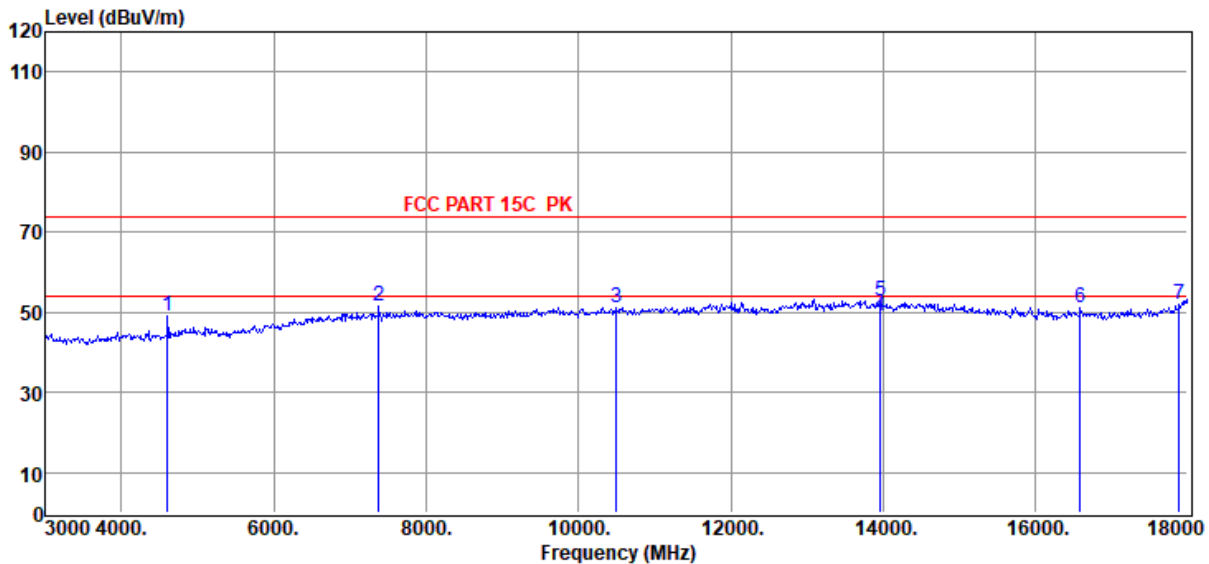
Test Mode : Tx mode

Condition : Temp:24.5°C,Humi:55%,Press:100.1kPa

Antenna/Distance : 2021 BBHA 9120D 3#/3m/VERTICAL

Memo : 11N20 2462

Data: 36



Item (Mark)	Freq. (MHz)	Read Level (dBuV)	Antenna Factor (dB/m)	PRM Factor dB	Cable Loss dB	Filter Factor dB	Result Level (dBuV/m)	Limit Line (dBuV/m)	Over Limit (dB)	Detector	Polarization
1	4605.00	52.99	31.84	40.32	2.40	2.13	49.04	74.00	-24.96	Peak	VERTICAL
2	7380.00	49.78	36.30	39.74	3.11	2.27	51.72	74.00	-22.28	Peak	VERTICAL
3	10500.00	46.64	39.00	40.40	3.67	2.43	51.34	74.00	-22.66	Peak	VERTICAL
4	13965.00	41.29	39.91	39.72	4.49	2.90	48.87	54.00	-5.13	Average	VERTICAL
5	13965.00	45.23	39.91	39.72	4.49	2.90	52.81	74.00	-21.19	Peak	VERTICAL
6	16590.00	44.89	38.01	40.02	4.73	3.35	50.96	74.00	-23.04	Peak	VERTICAL
7	17895.00	41.92	41.85	40.64	4.93	3.76	51.82	74.00	-22.18	Peak	VERTICAL

Note: 1. Result Level = Read Level + Antenna Factor + Cable loss + Filter Factor - PRM Factor.

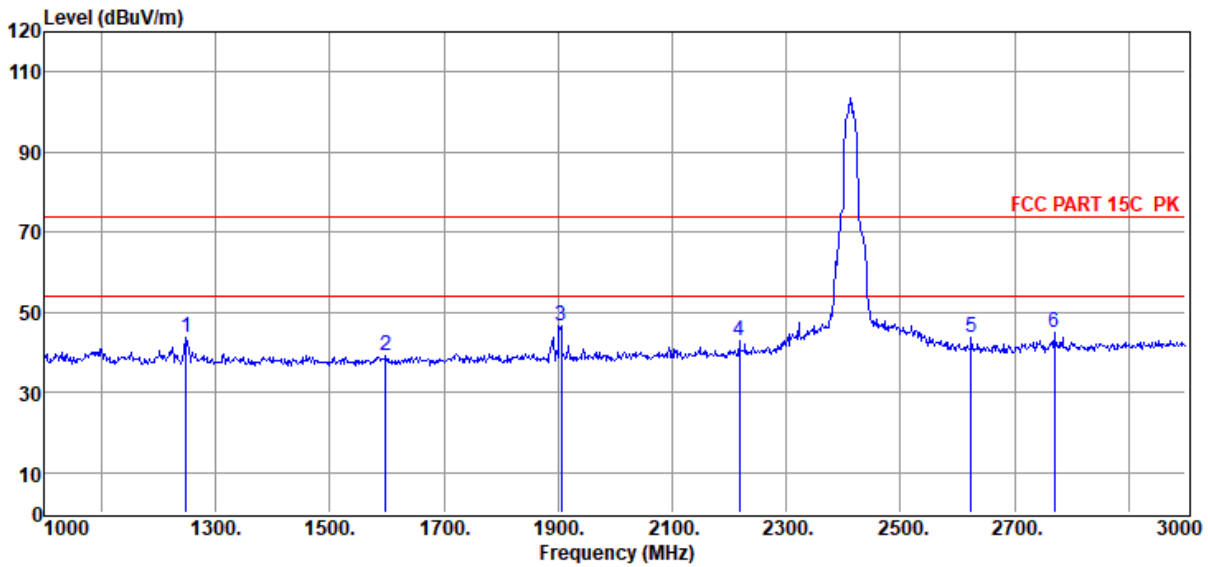
2. If Peak Result complies with AV limit, AV Result is deemed to comply with AV limit.

3. Test setup: RBW: 1 MHz, VBW: 3 MHz, Sweep time: auto.

TR-4-E-009 Radiated Emission Test Result

Test Site : DDT 3m Chamber 3# D:\E3 6.111\2022 Report Data\Q21123009-2E BAR500\FCC ABOVE 1G SU .EM6
Test Date : 2022-03-21 **Tested By** : Kennys Zhang
EUT : Multi-Channel Soundbar with wireless subwoofer **Model Number** : BAR 500
Power Supply : AC 120V/60Hz **Test Mode** : TX Mode
Condition : Temp:24.5°C,Humi:55%,Press:100.1kPa **Antenna/Distance** : 2021 BBHA 9120D 3#/3m/HORIZONTAL
Memo : 11AX20 2412 SU

Data: 1



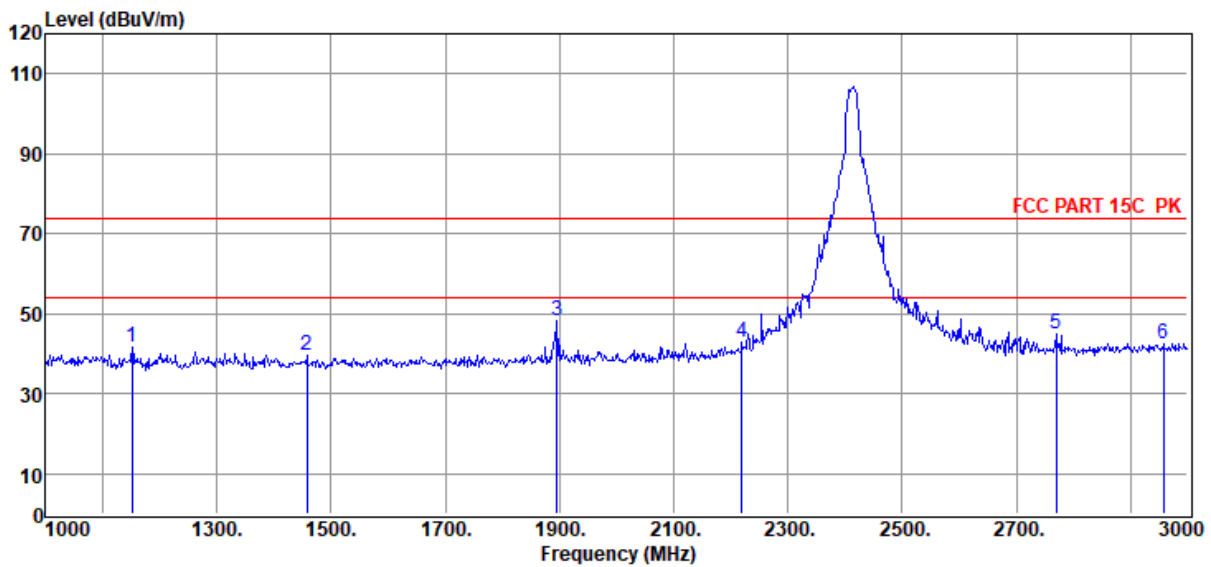
Item (Mark)	Freq. (MHz)	Read Level (dBμV)	Antenna Factor (dB/m)	PRM Factor dB	Cable Loss dB	Filter Factor dB	Result Level (dBμV/m)	Limit Line (dBμV/m)	Over Limit (dB)	Detector	Polarization
1	1248.00	54.69	25.45	38.27	1.24	0.54	43.65	74.00	-30.35	Peak	HORIZONTAL
2	1598.00	50.30	25.65	38.80	1.42	0.61	39.18	74.00	-34.82	Peak	HORIZONTAL
3	1906.00	57.11	26.46	39.26	1.56	0.66	46.53	74.00	-27.47	Peak	HORIZONTAL
4	2218.00	53.12	27.09	39.51	1.66	0.70	43.06	74.00	-30.94	Peak	HORIZONTAL
5	2624.00	52.96	28.07	39.71	1.77	0.75	43.84	74.00	-30.16	Peak	HORIZONTAL
6	2770.00	53.73	28.63	39.78	1.81	0.76	45.15	74.00	-28.85	Peak	HORIZONTAL

Note: 1. Result Level = Read Level + Antenna Factor + Cable loss + Filter Factor - PRM Factor.
 2. If Peak Result complies with AV limit, AV Result is deemed to comply with AV limit.
 3. Test setup: RBW: 1 MHz, VBW: 3 MHz, Sweep time: auto.

TR-4-E-009 Radiated Emission Test Result

Test Site : DDT 3m Chamber 3# D:\E3 6.111\2022 Report Data\Q21123009-2E BAR500\FCC ABOVE 1G SU .EM6
Test Date : 2022-03-21 **Tested By** : Kennys Zhang
EUT : Multi-Channel Soundbar with wireless subwoofer **Model Number** : BAR 500
Power Supply : AC 120V/60Hz **Test Mode** : TX Mode
Condition : Temp:24.5°C,Humi:55%,Press:100.1kPa **Antenna/Distance** : 2021 BBHA 9120D 3#/3m/VERTICAL
Memo : 11AX20 2412 SU

Data: 2



Item (Mark)	Freq. (MHz)	Read Level (dBuV)	Antenna Factor (dB/m)	PRM Factor dB	Cable Loss dB	Filter Factor dB	Result Level (dBuV/m)	Limit Line (dBuV/m)	Over Limit (dB)	Detector	Polarization
1	1152.00	52.43	25.47	38.13	1.19	0.53	41.49	74.00	-32.51	Peak	VERTICAL
2	1458.00	50.89	25.41	38.59	1.36	0.58	39.65	74.00	-34.35	Peak	VERTICAL
3	1896.00	58.79	26.43	39.24	1.55	0.66	48.19	74.00	-25.81	Peak	VERTICAL
4	2220.00	52.95	27.10	39.51	1.66	0.70	42.90	74.00	-31.10	Peak	VERTICAL
5	2770.00	53.55	28.63	39.78	1.81	0.76	44.97	74.00	-29.03	Peak	VERTICAL
6	2958.00	50.37	29.34	39.88	1.86	0.79	42.48	74.00	-31.52	Peak	VERTICAL

Note: 1. Result Level = Read Level + Antenna Factor + Cable loss + Filter Factor - PRM Factor.
 2. If Peak Result complies with AV limit, AV Result is deemed to comply with AV limit.
 3. Test setup: RBW: 1 MHz, VBW: 3 MHz, Sweep time: auto.

TR-4-E-009 Radiated Emission Test Result

Test Site : DDT 3m Chamber 3#

D:\E3 6.111\2022 Report Data\Q21123009-2E BAR500\FCC ABOVE 1G SU .EM6

Test Date : 2022-03-21

Tested By : Kennys Zhang

EUT : Multi-Channel Soundbar with wireless subwoofer

Model Number : BAR 500

Power Supply : AC 120V/60Hz

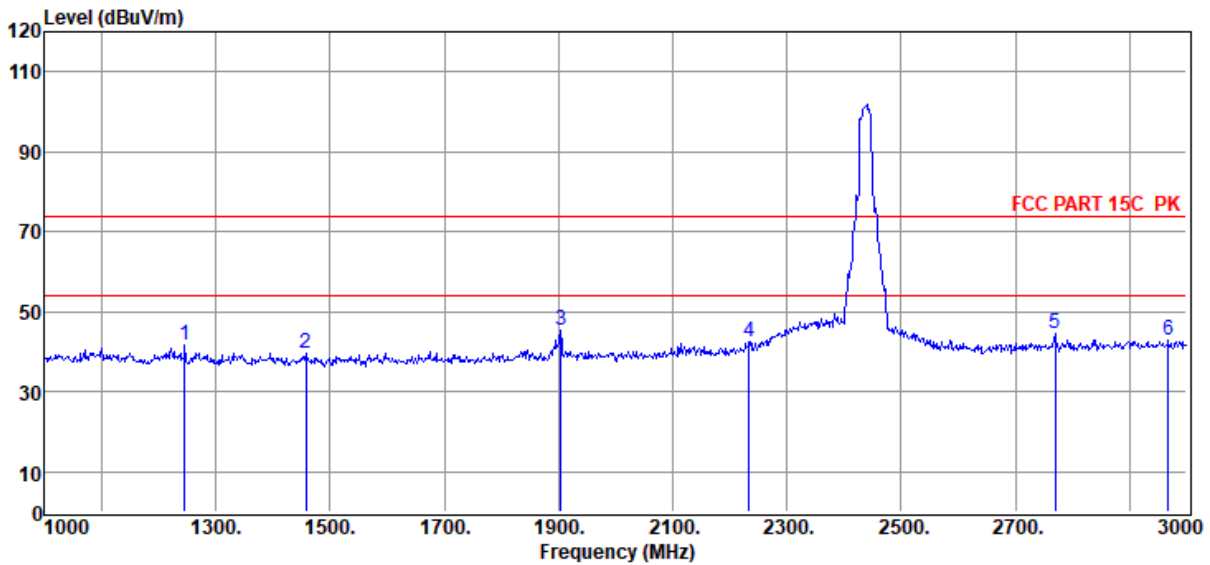
Test Mode : TX Mode

Condition : Temp:24.5°C,Humi:55%,Press:100.1kPa

Antenna/Distance : 2021 BBHA 9120D 3#/3m/HORIZONTAL

Memo : 11AX20 2437 SU

Data: 3



Item (Mark)	Freq. (MHz)	Read Level (dBuV)	Antenna Factor (dB/m)	PRM Factor dB	Cable Loss dB	Filter Factor dB	Result Level (dBuV/m)	Limit Line (dBuV/m)	Over Limit (dB)	Detector	Polarization
1	1246.00	52.59	25.45	38.27	1.24	0.54	41.55	74.00	-32.45	Peak	HORIZONTAL
2	1458.00	50.76	25.41	38.59	1.36	0.58	39.52	74.00	-34.48	Peak	HORIZONTAL
3	1904.00	56.02	26.45	39.26	1.56	0.66	45.43	74.00	-28.57	Peak	HORIZONTAL
4	2234.00	52.46	27.12	39.52	1.67	0.71	42.44	74.00	-31.56	Peak	HORIZONTAL
5	2770.00	52.95	28.63	39.78	1.81	0.76	44.37	74.00	-29.63	Peak	HORIZONTAL
6	2968.00	50.83	29.38	39.88	1.86	0.79	42.98	74.00	-31.02	Peak	HORIZONTAL

Note: 1. Result Level = Read Level + Antenna Factor + Cable loss + Filter Factor - PRM Factor.
 2. If Peak Result complies with AV limit, AV Result is deemed to comply with AV limit.
 3. Test setup: RBW: 1 MHz, VBW: 3 MHz, Sweep time: auto.

TR-4-E-009 Radiated Emission Test Result

Test Site : DDT 3m Chamber 3#

D:\E3 6.111\2022 Report Data\Q21123009-2E BAR500\FCC ABOVE 1G SU .EM6

Test Date : 2022-03-21

Tested By : Kennys Zhang

EUT : Multi-Channel Soundbar with wireless subwoofer

Model Number : BAR 500

Power Supply : AC 120V/60Hz

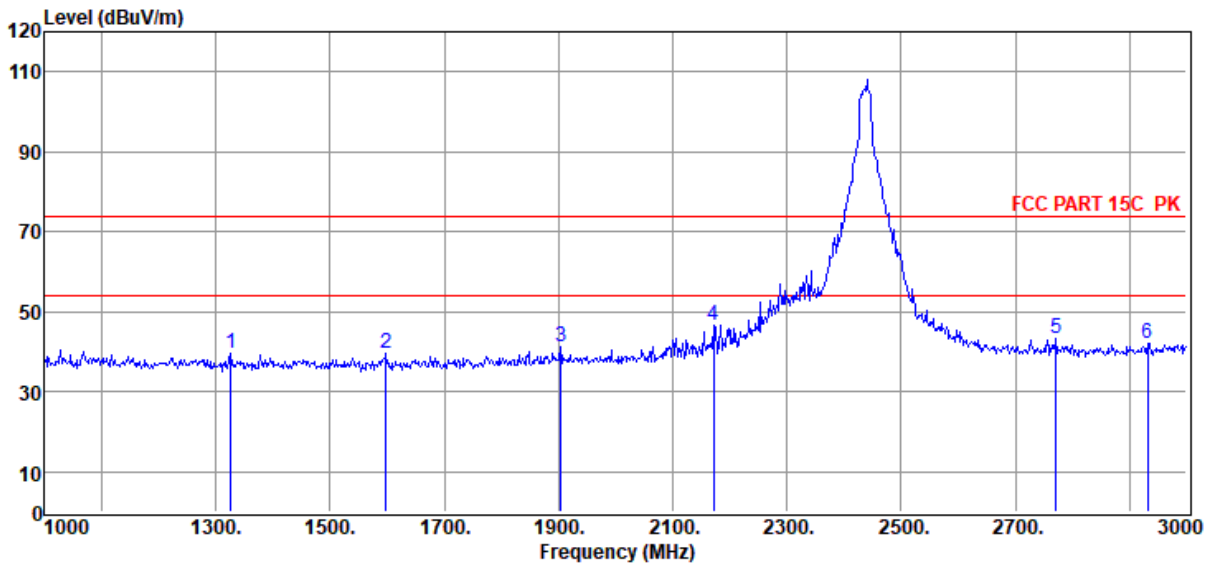
Test Mode : TX Mode

Condition : Temp:24.5°C,Humi:55%,Press:100.1kPa

Antenna/Distance : 2021 BBHA 9120D 3#/3m/VERTICAL

Memo : 11AX20 2437 SU

Data: 4



Item (Mark)	Freq. (MHz)	Read Level (dBuV)	Antenna Factor (dB/m)	PRM Factor dB	Cable Loss dB	Filter Factor dB	Result Level (dBuV/m)	Limit Line (dBuV/m)	Over Limit (dB)	Detector	Polarization
1	1326.00	50.57	25.43	38.39	1.28	0.56	39.45	74.00	-34.55	Peak	VERTICAL
2	1598.00	50.90	25.65	38.80	1.42	0.61	39.78	74.00	-34.22	Peak	VERTICAL
3	1904.00	51.70	26.45	39.26	1.56	0.66	41.11	74.00	-32.89	Peak	VERTICAL
4	2172.00	56.83	27.01	39.49	1.65	0.70	46.70	74.00	-27.30	Peak	VERTICAL
5	2772.00	51.69	28.63	39.79	1.81	0.76	43.10	74.00	-30.90	Peak	VERTICAL
6	2932.00	50.10	29.24	39.87	1.85	0.78	42.10	74.00	-31.90	Peak	VERTICAL

- Note: 1. Result Level = Read Level + Antenna Factor + Cable loss + Filter Factor - PRM Factor.
 2. If Peak Result complies with AV limit, AV Result is deemed to comply with AV limit.
 3. Test setup: RBW: 1 MHz, VBW: 3 MHz, Sweep time: auto.

TR-4-E-009 Radiated Emission Test Result

Test Site : DDT 3m Chamber 3#

D:\E3 6.111\2022 Report Data\Q21123009-2E BAR500\FCC ABOVE 1G SU .EM6

Test Date : 2022-03-21

Tested By : Kennys Zhang

EUT : Multi-Channel Soundbar with wireless subwoofer

Model Number : BAR 500

Power Supply : AC 120V/60Hz

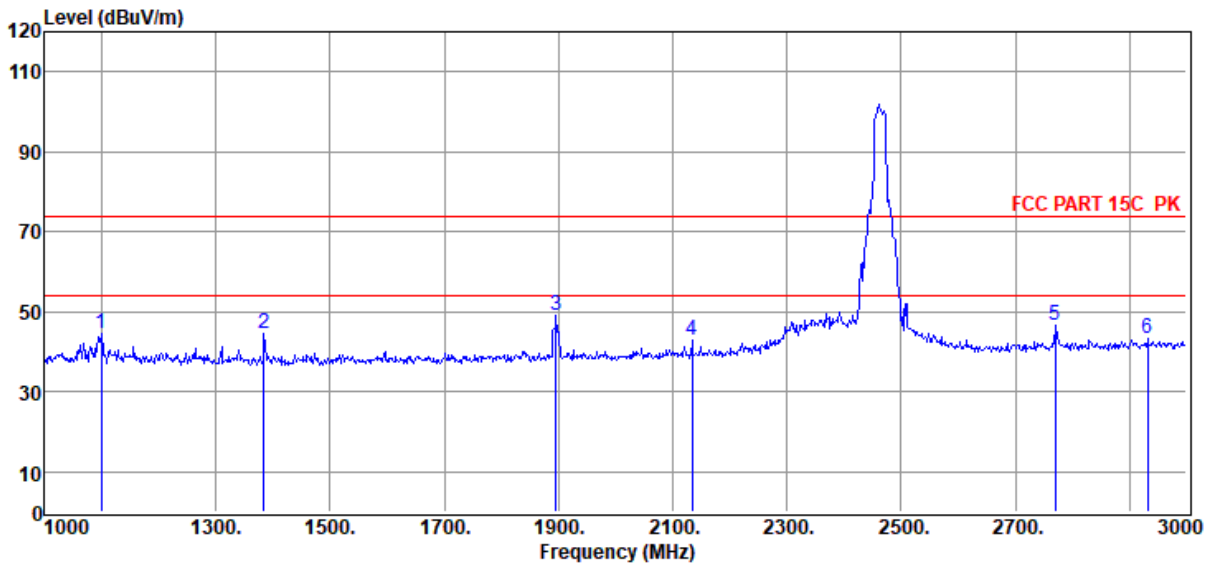
Test Mode : TX Mode

Condition : Temp:24.5°C,Humi:55%,Press:100.1kPa

Antenna/Distance : 2021 BBHA 9120D 3#/3m/HORIZONTAL

Memo : 11AX20 2462 SU

Data: 5



Item (Mark)	Freq. (MHz)	Read Level (dBuV)	Antenna Factor (dB/m)	PRM Factor dB	Cable Loss dB	Filter Factor dB	Result Level (dBuV/m)	Limit Line (dBuV/m)	Over Limit (dB)	Detector	Polarization
1	1100.00	55.63	25.48	38.05	1.16	0.52	44.74	74.00	-29.26	Peak	HORIZONTAL
2	1384.00	55.74	25.42	38.48	1.32	0.57	44.57	74.00	-29.43	Peak	HORIZONTAL
3	1896.00	59.80	26.43	39.24	1.55	0.66	49.20	74.00	-24.80	Peak	HORIZONTAL
4	2134.00	53.22	26.94	39.47	1.64	0.69	43.02	74.00	-30.98	Peak	HORIZONTAL
5	2770.00	55.31	28.63	39.78	1.81	0.76	46.73	74.00	-27.27	Peak	HORIZONTAL
6	2932.00	51.20	29.24	39.87	1.85	0.78	43.20	74.00	-30.80	Peak	HORIZONTAL

- Note: 1. Result Level = Read Level + Antenna Factor + Cable loss + Filter Factor - PRM Factor.
 2. If Peak Result complies with AV limit, AV Result is deemed to comply with AV limit.
 3. Test setup: RBW: 1 MHz, VBW: 3 MHz, Sweep time: auto.

TR-4-E-009 Radiated Emission Test Result

Test Site : DDT 3m Chamber 3#

D:\E3 6.111\2022 Report Data\Q21123009-2E BAR500\FCC ABOVE 1G SU .EM6

Test Date : 2022-03-21

Tested By : Kennys Zhang

EUT : Multi-Channel Soundbar with wireless subwoofer

Model Number : BAR 500

Power Supply : AC 120V/60Hz

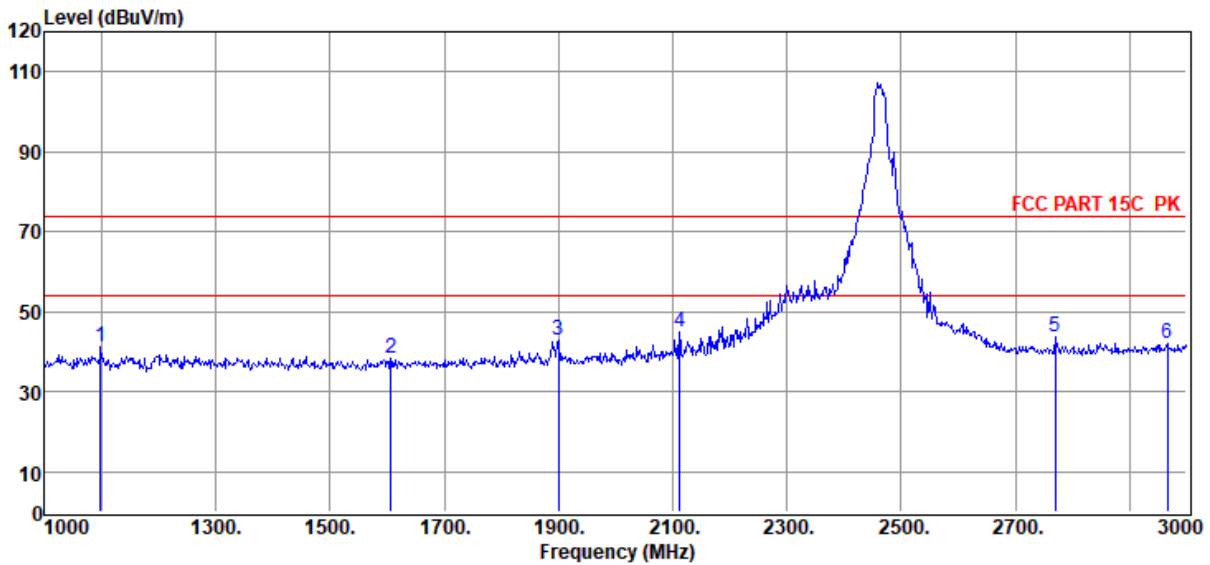
Test Mode : TX Mode

Condition : Temp:24.5°C,Humi:55%,Press:100.1kPa

Antenna/Distance : 2021 BBHA 9120D 3#/3m/VERTICAL

Memo : 11AX20 2462 SU

Data: 6



Item (Mark)	Freq. (MHz)	Read Level (dBuV)	Antenna Factor (dB/m)	PRM Factor dB	Cable Loss dB	Filter Factor dB	Result Level (dBuV/m)	Limit Line (dBuV/m)	Over Limit (dB)	Detector	Polarization
1	1098.00	52.02	25.48	38.05	1.15	0.52	41.12	74.00	-32.88	Peak	VERTICAL
2	1606.00	49.39	25.68	38.81	1.43	0.61	38.30	74.00	-35.70	Peak	VERTICAL
3	1900.00	53.67	26.44	39.25	1.56	0.66	43.08	74.00	-30.92	Peak	VERTICAL
4	2112.00	55.07	26.90	39.46	1.63	0.69	44.83	74.00	-29.17	Peak	VERTICAL
5	2770.00	52.27	28.63	39.78	1.81	0.76	43.69	74.00	-30.31	Peak	VERTICAL
6	2966.00	49.72	29.37	39.88	1.86	0.79	41.86	74.00	-32.14	Peak	VERTICAL

- Note: 1. Result Level = Read Level + Antenna Factor + Cable loss + Filter Factor - PRM Factor.
 2. If Peak Result complies with AV limit, AV Result is deemed to comply with AV limit.
 3. Test setup: RBW: 1 MHz, VBW: 3 MHz, Sweep time: auto.

TR-4-E-009 Radiated Emission Test Result

Test Site : DDT 3m Chamber 3#

D:\E3 6.111\2022 Report Data\Q21123009-2E BAR500\FCC ABOVE 1G SU .EM6

Test Date : 2022-03-21

Tested By : Kennys Zhang

EUT : Multi-Channel Soundbar with wireless subwoofer

Model Number : BAR 500

Power Supply : AC 120V/60Hz

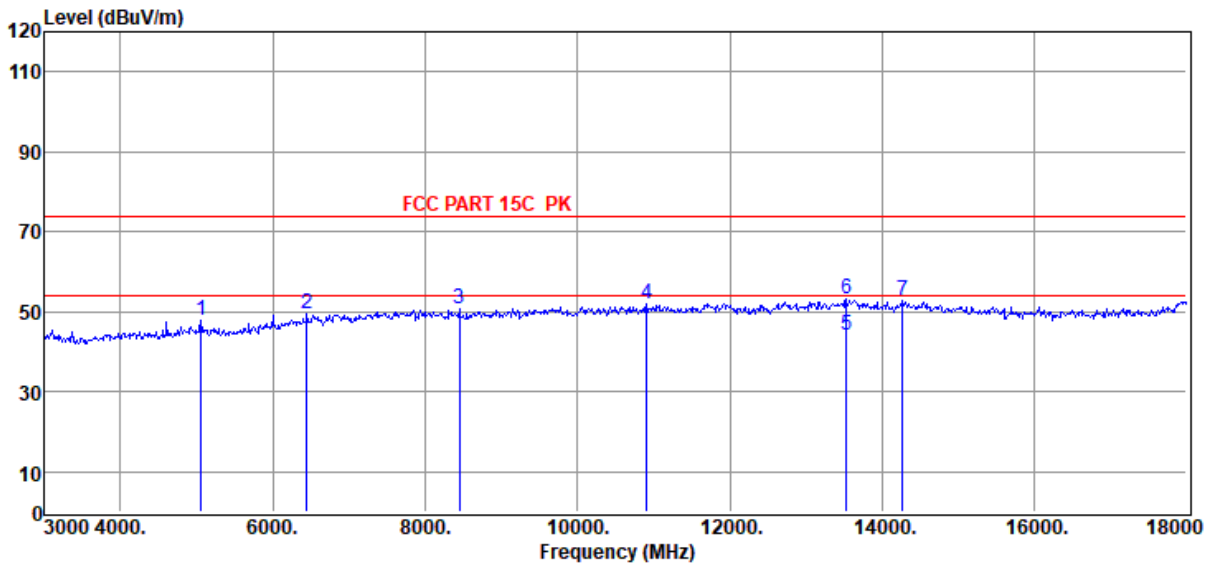
Test Mode : TX Mode

Condition : Temp:24.5°C,Humi:55%,Press:100.1kPa

Antenna/Distance : 2021 BBHA 9120D 3#/3m/HORIZONTAL

Memo : 11AX20 2412 SU

Data: 25



Item (Mark)	Freq. (MHz)	Read Level (dBuV)	Antenna Factor (dB/m)	PRM Factor dB	Cable Loss dB	Filter Factor dB	Result Level (dBuV/m)	Limit Line (dBuV/m)	Over Limit (dB)	Detector	Polarization
1	5055.00	50.35	33.07	40.41	2.54	2.22	47.77	74.00	-26.23	Peak	HORIZONTAL
2	6450.00	48.92	35.08	40.14	3.25	2.56	49.67	74.00	-24.33	Peak	HORIZONTAL
3	8445.00	47.43	37.71	39.84	3.22	2.24	50.76	74.00	-23.24	Peak	HORIZONTAL
4	10905.00	46.82	39.24	40.24	3.78	2.39	51.99	74.00	-22.01	Peak	HORIZONTAL
5	13530.00	37.34	39.99	40.03	4.02	2.93	44.25	54.00	-9.75	Average	HORIZONTAL
6	13530.00	46.09	39.99	40.03	4.02	2.93	53.00	74.00	-21.00	Peak	HORIZONTAL
7	14265.00	45.35	39.90	39.67	4.43	2.83	52.84	74.00	-21.16	Peak	HORIZONTAL

Note: 1. Result Level = Read Level + Antenna Factor + Cable loss + Filter Factor - PRM Factor.

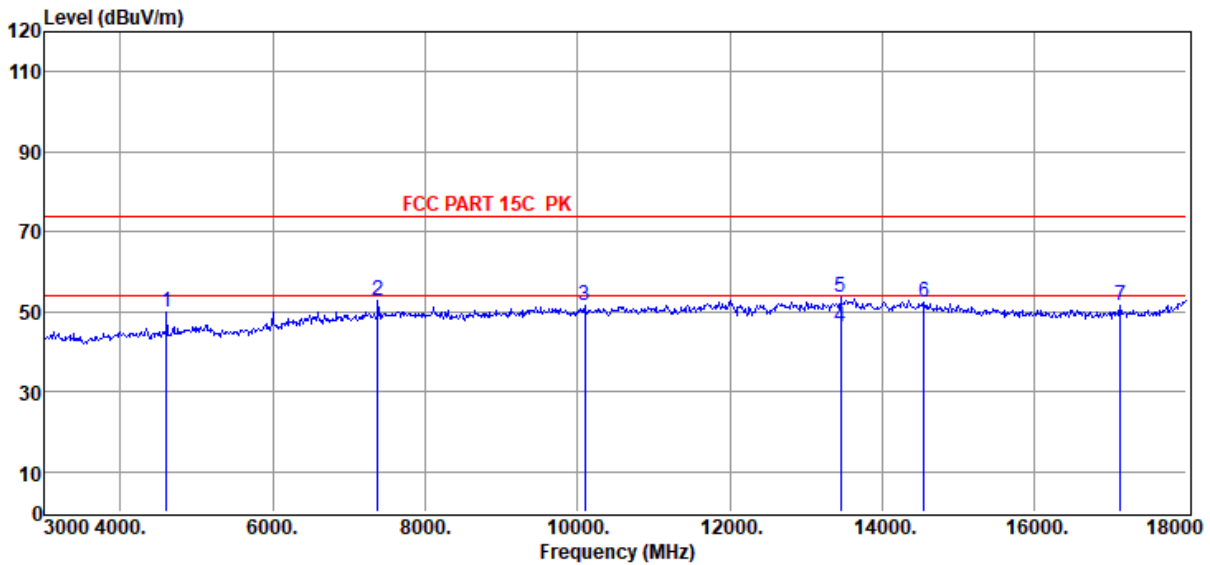
2. If Peak Result complies with AV limit, AV Result is deemed to comply with AV limit.

3. Test setup: RBW: 1 MHz, VBW: 3 MHz, Sweep time: auto.

TR-4-E-009 Radiated Emission Test Result

Test Site : DDT 3m Chamber 3# D:\E3 6.111\2022 Report Data\Q21123009-2E BAR500\FCC ABOVE 1G SU .EM6
Test Date : 2022-03-21 **Tested By** : Kennys Zhang
EUT : Multi-Channel Soundbar with wireless subwoofer **Model Number** : BAR 500
Power Supply : AC 120V/60Hz **Test Mode** : TX Mode
Condition : Temp:24.5°C,Humi:55%,Press:100.1kPa **Antenna/Distance** : 2021 BBHA 9120D 3#/3m/VERTICAL
Memo : 11AX20 2412 SU

Data: 26



Item (Mark)	Freq. (MHz)	Read Level (dBuV)	Antenna Factor (dB/m)	PRM Factor dB	Cable Loss dB	Filter Factor dB	Result Level (dBuV/m)	Limit Line (dBuV/m)	Over Limit (dB)	Detector	Polarization
1	4605.00	53.70	31.84	40.32	2.40	2.13	49.75	74.00	-24.25	Peak	VERTICAL
2	7380.00	50.80	36.30	39.74	3.11	2.27	52.74	74.00	-21.26	Peak	VERTICAL
3	10095.00	47.44	38.51	40.56	3.67	2.47	51.53	74.00	-22.47	Peak	VERTICAL
4	13455.00	39.51	39.96	40.08	4.03	2.93	46.35	54.00	-7.65	Average	VERTICAL
5	13455.00	46.85	39.96	40.08	4.03	2.93	53.69	74.00	-20.31	Peak	VERTICAL
6	14550.00	45.10	39.86	39.65	4.36	2.75	52.42	74.00	-21.58	Peak	VERTICAL
7	17130.00	44.89	38.73	40.18	4.74	3.55	51.73	74.00	-22.27	Peak	VERTICAL

Note: 1. Result Level = Read Level + Antenna Factor + Cable loss + Filter Factor - PRM Factor.
 2. If Peak Result complies with AV limit, AV Result is deemed to comply with AV limit.
 3. Test setup: RBW: 1 MHz, VBW: 3 MHz, Sweep time: auto.

TR-4-E-009 Radiated Emission Test Result

Test Site : DDT 3m Chamber 3#

D:\E3 6.111\2022 Report Data\Q21123009-2E BAR500\FCC ABOVE 1G SU .EM6

Test Date : 2022-03-21

Tested By : Kennys Zhang

EUT : Multi-Channel Soundbar with wireless subwoofer

Model Number : BAR 500

Power Supply : AC 120V/60Hz

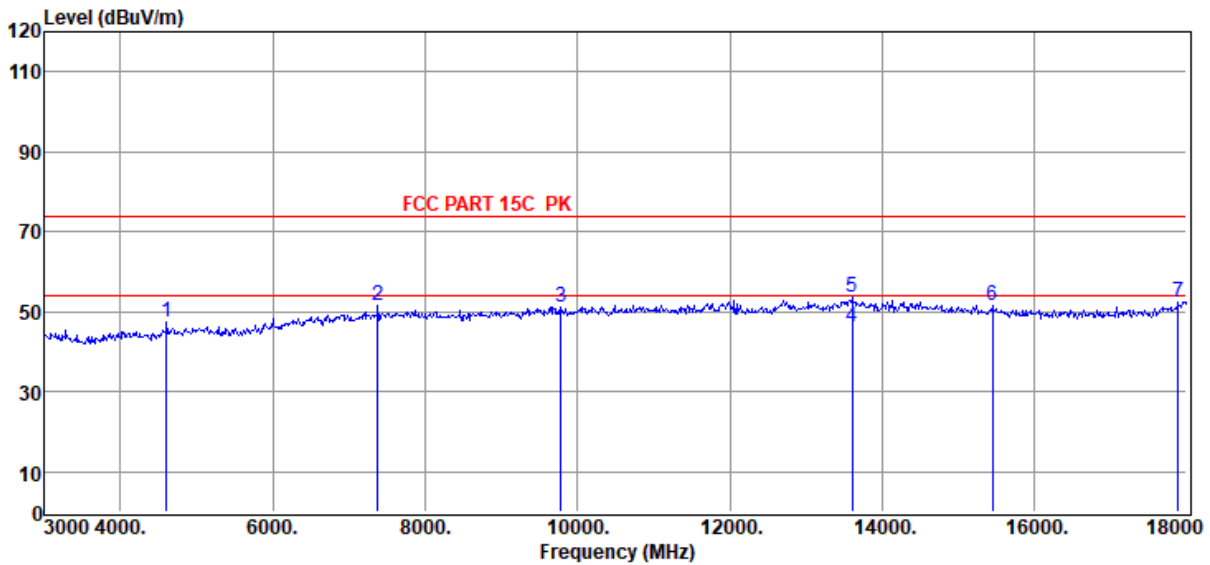
Test Mode : TX Mode

Condition : Temp:24.5°C,Humi:55%,Press:100.1kPa

Antenna/Distance : 2021 BBHA 9120D 3#/3m/HORIZONTAL

Memo : 11AX20 2437 SU

Data: 27



Item (Mark)	Freq. (MHz)	Read Level (dBμV)	Antenna Factor (dB/m)	PRM Factor dB	Cable Loss dB	Filter Factor dB	Result Level (dBμV/m)	Limit Line (dBμV/m)	Over Limit (dB)	Detector	Polarization
1	4605.00	51.49	31.84	40.32	2.40	2.13	47.54	74.00	-26.46	Peak	HORIZONTAL
2	7380.00	49.54	36.30	39.74	3.11	2.27	51.48	74.00	-22.52	Peak	HORIZONTAL
3	9780.00	47.07	38.53	40.45	3.65	2.41	51.21	74.00	-22.79	Peak	HORIZONTAL
4	13605.00	39.27	39.98	39.98	4.10	2.92	46.29	54.00	-7.71	Average	HORIZONTAL
5	13605.00	46.68	39.98	39.98	4.10	2.92	53.70	74.00	-20.30	Peak	HORIZONTAL
6	15450.00	44.87	38.87	39.74	4.55	2.84	51.39	74.00	-22.61	Peak	HORIZONTAL
7	17895.00	42.60	41.85	40.64	4.93	3.76	52.50	74.00	-21.50	Peak	HORIZONTAL

Note: 1. Result Level = Read Level + Antenna Factor + Cable loss + Filter Factor - PRM Factor.

2. If Peak Result complies with AV limit, AV Result is deemed to comply with AV limit.

3. Test setup: RBW: 1 MHz, VBW: 3 MHz, Sweep time: auto.

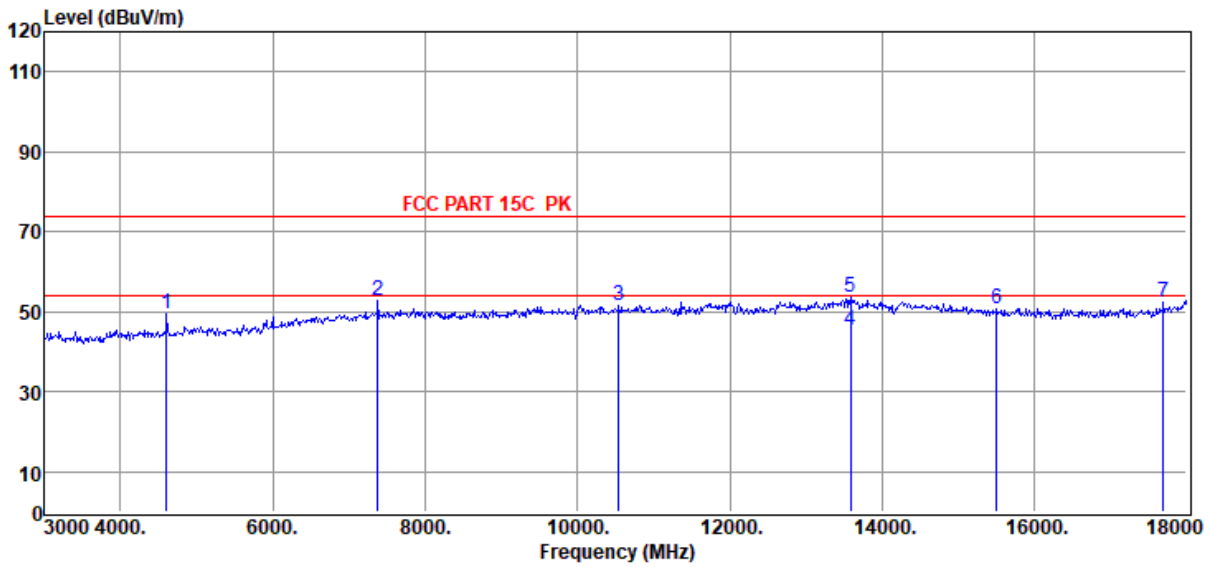
TR-4-E-009 Radiated Emission Test Result

Test Site : DDT 3m Chamber 3#
Test Date : 2022-03-21
EUT : Multi-Channel Soundbar with wireless subwoofer
Power Supply : AC 120V/60Hz
Condition : Temp:24.5°C,Humi:55%,Press:100.1kPa
Memo : 11AX20 2437 SU

Tested By : Kennys Zhang
Model Number : BAR 500
Test Mode : TX Mode
Antenna/Distance : 2021 BBHA 9120D 3#/3m/VERTICAL

D:\E3 6.111\2022 Report Data\Q21123009-2E BAR500\FCC ABOVE 1G SU .EM6

Data: 28



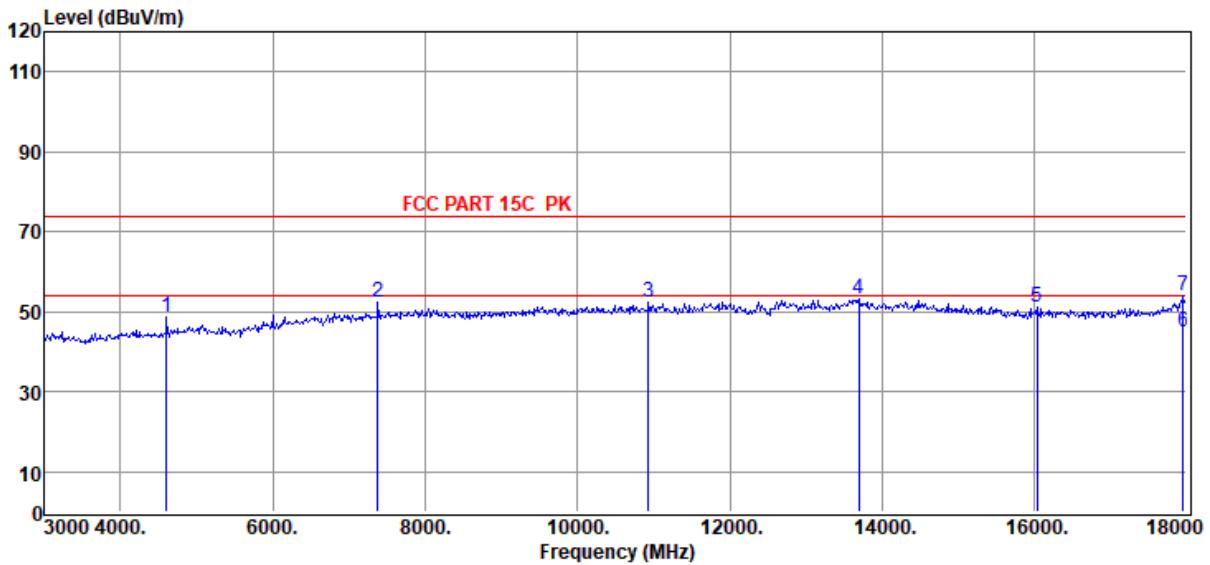
Item (Mark)	Freq. (MHz)	Read Level (dBμV)	Antenna Factor (dB/m)	PRM Factor dB	Cable Loss dB	Filter Factor dB	Result Level (dBμV/m)	Limit Line (dBμV/m)	Over Limit (dB)	Detector	Polarization
1	4605.00	53.49	31.84	40.32	2.40	2.13	49.54	74.00	-24.46	Peak	VERTICAL
2	7380.00	50.70	36.30	39.74	3.11	2.27	52.64	74.00	-21.36	Peak	VERTICAL
3	10545.00	46.72	39.03	40.38	3.68	2.43	51.48	74.00	-22.52	Peak	VERTICAL
4	13590.00	38.24	39.98	39.99	4.09	2.92	45.24	54.00	-8.76	Average	VERTICAL
5	13590.00	46.57	39.98	39.99	4.09	2.92	53.57	74.00	-20.43	Peak	VERTICAL
6	15510.00	44.24	38.78	39.75	4.56	2.88	50.71	74.00	-23.29	Peak	VERTICAL
7	17700.00	43.79	40.64	40.52	4.88	3.71	52.50	74.00	-21.50	Peak	VERTICAL

Note: 1. Result Level = Read Level + Antenna Factor + Cable loss + Filter Factor - PRM Factor.
 2. If Peak Result complies with AV limit, AV Result is deemed to comply with AV limit.
 3. Test setup: RBW: 1 MHz, VBW: 3 MHz, Sweep time: auto.

TR-4-E-009 Radiated Emission Test Result

Test Site : DDT 3m Chamber 3# D:\E3 6.111\2022 Report Data\Q21123009-2E BAR500\FCC ABOVE 1G SU .EM6
Test Date : 2022-03-21 **Tested By** : Kennys Zhang
EUT : Multi-Channel Soundbar with wireless subwoofer **Model Number** : BAR 500
Power Supply : AC 120V/60Hz **Test Mode** : TX Mode
Condition : Temp:24.5°C,Humi:55%,Press:100.1kPa **Antenna/Distance** : 2021 BBHA 9120D 3#/3m/HORIZONTAL
Memo : 11AX20 2462 SU

Data: 29



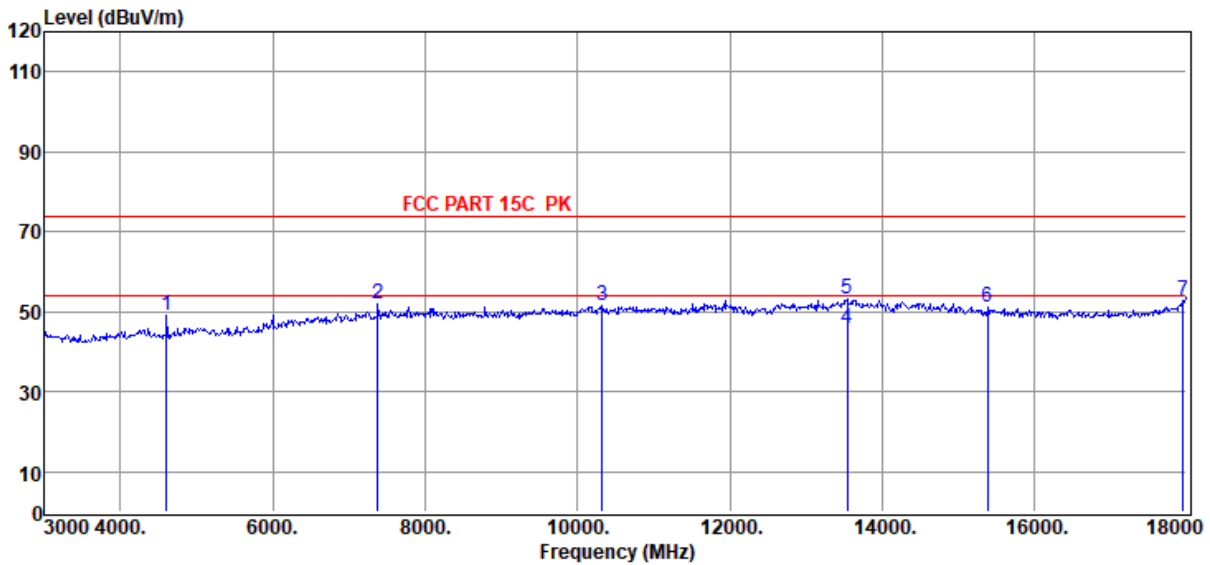
Item (Mark)	Freq. (MHz)	Read Level (dBuV)	Antenna Factor (dB/m)	PRM Factor dB	Cable Loss dB	Filter Factor dB	Result Level (dBuV/m)	Limit Line (dBuV/m)	Over Limit (dB)	Detector	Polarization
1	4605.00	52.41	31.84	40.32	2.40	2.13	48.46	74.00	-25.54	Peak	HORIZONTAL
2	7380.00	50.27	36.30	39.74	3.11	2.27	52.21	74.00	-21.79	Peak	HORIZONTAL
3	10935.00	47.28	39.26	40.23	3.78	2.39	52.48	74.00	-21.52	Peak	HORIZONTAL
4	13695.00	45.85	39.96	39.91	4.20	2.92	53.02	74.00	-20.98	Peak	HORIZONTAL
5	16035.00	45.42	37.90	39.91	4.61	3.13	51.15	74.00	-22.85	Peak	HORIZONTAL
6	17955.00	34.84	42.22	40.67	4.95	3.78	45.12	54.00	-8.88	Average	HORIZONTAL
7	17955.00	43.57	42.22	40.67	4.95	3.78	53.85	74.00	-20.15	Peak	HORIZONTAL

Note: 1. Result Level = Read Level + Antenna Factor + Cable loss + Filter Factor - PRM Factor.
 2. If Peak Result complies with AV limit, AV Result is deemed to comply with AV limit.
 3. Test setup: RBW: 1 MHz, VBW: 3 MHz, Sweep time: auto.

TR-4-E-009 Radiated Emission Test Result

Test Site : DDT 3m Chamber 3# D:\E3 6.111\2022 Report Data\Q21123009-2E BAR500\FCC ABOVE 1G SU .EM6
Test Date : 2022-03-21 **Tested By** : Kennys Zhang
EUT : Multi-Channel Soundbar with wireless subwoofer **Model Number** : BAR 500
Power Supply : AC 120V/60Hz **Test Mode** : TX Mode
Condition : Temp:24.5°C,Humi:55%,Press:100.1kPa **Antenna/Distance** : 2021 BBHA 9120D 3#/3m/VERTICAL
Memo : 11AX20 2462 SU

Data: 30



Item (Mark)	Freq. (MHz)	Read Level (dBuV)	Antenna Factor (dB/m)	PRM Factor dB	Cable Loss dB	Filter Factor dB	Result Level (dBuV/m)	Limit Line (dBuV/m)	Over Limit (dB)	Detector	Polarization
1	4605.00	53.11	31.84	40.32	2.40	2.13	49.16	74.00	-24.84	Peak	VERTICAL
2	7380.00	50.06	36.30	39.74	3.11	2.27	52.00	74.00	-22.00	Peak	VERTICAL
3	10320.00	46.99	38.78	40.47	3.67	2.45	51.42	74.00	-22.58	Peak	VERTICAL
4	13545.00	38.97	39.99	40.02	4.04	2.93	45.91	54.00	-8.09	Average	VERTICAL
5	13545.00	46.10	39.99	40.02	4.04	2.93	53.04	74.00	-20.96	Peak	VERTICAL
6	15390.00	44.40	38.95	39.72	4.54	2.81	50.98	74.00	-23.02	Peak	VERTICAL
7	17955.00	42.46	42.22	40.67	4.95	3.78	52.74	74.00	-21.26	Peak	VERTICAL

Note: 1. Result Level = Read Level + Antenna Factor + Cable loss + Filter Factor - PRM Factor.
 2. If Peak Result complies with AV limit, AV Result is deemed to comply with AV limit.
 3. Test setup: RBW: 1 MHz, VBW: 3 MHz, Sweep time: auto.

TR-4-E-009 Radiated Emission Test Result

Test Site : DDT 3m Chamber 3#

D:\E3 6.111\2022 Report Data\Q21123009-2E BAR500\FCC ABOVE 1G SU .EM6

Test Date : 2022-03-22

Tested By : Kennys Zhang

EUT : Multi-Channel Soundbar with wireless subwoofer

Model Number : BAR 500

Power Supply : AC 120V/60Hz

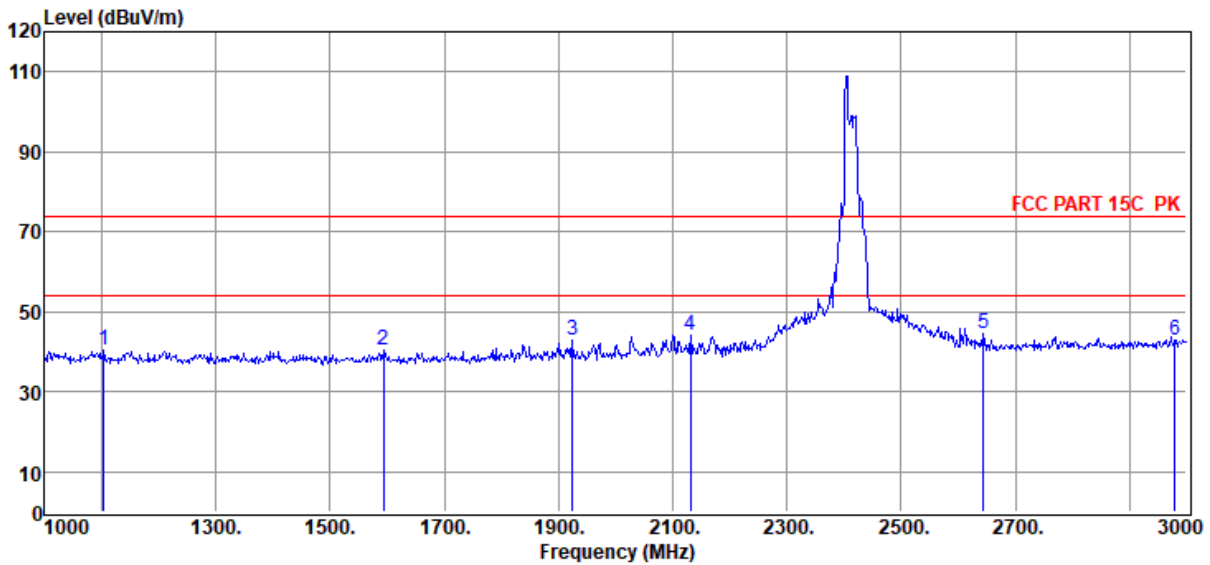
Test Mode : TX Mode

Condition : Temp:24.5°C,Humi:55%,Press:100.1kPa

Antenna/Distance : 2021 BBHA 9120D 3#/3m/VERTICAL

Memo : 11AX20 2412 RU26 0

Data: 85



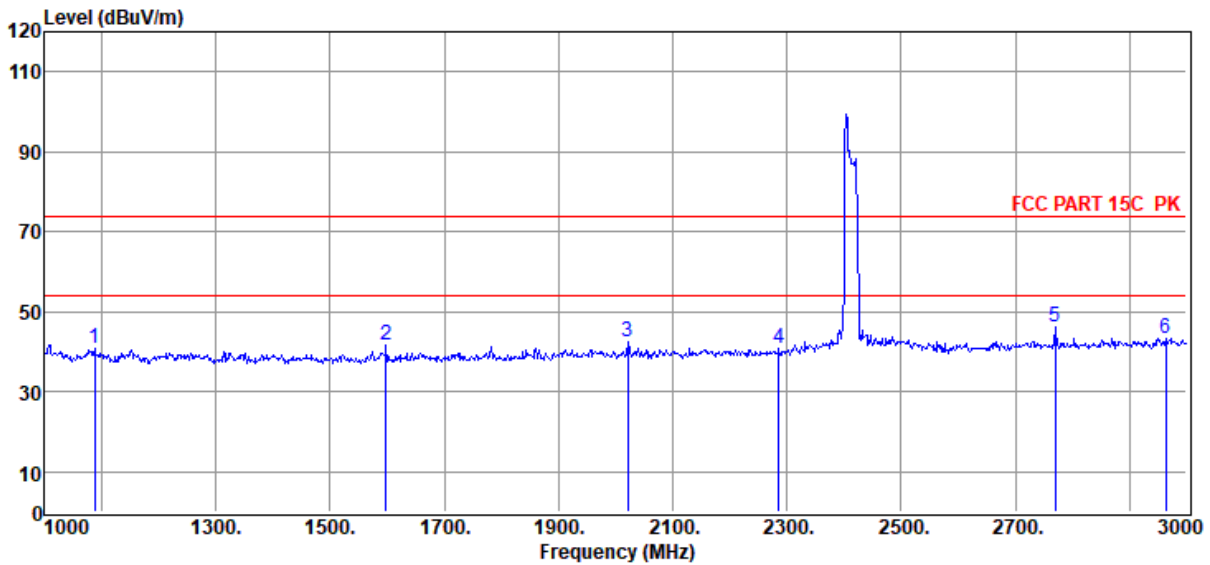
Item (Mark)	Freq. (MHz)	Read Level (dBuV)	Antenna Factor (dB/m)	PRM Factor dB	Cable Loss dB	Filter Factor dB	Result Level (dBuV/m)	Limit Line (dBuV/m)	Over Limit (dB)	Detector	Polarization
1	1104.00	51.46	25.48	38.06	1.16	0.52	40.56	74.00	-33.44	Peak	VERTICAL
2	1594.00	51.35	25.64	38.79	1.42	0.61	40.23	74.00	-33.77	Peak	VERTICAL
3	1924.00	53.50	26.50	39.29	1.57	0.67	42.95	74.00	-31.05	Peak	VERTICAL
4	2132.00	54.27	26.94	39.47	1.64	0.69	44.07	74.00	-29.93	Peak	VERTICAL
5	2644.00	53.43	28.15	39.72	1.78	0.75	44.39	74.00	-29.61	Peak	VERTICAL
6	2980.00	50.74	29.42	39.89	1.86	0.79	42.92	74.00	-31.08	Peak	VERTICAL

- Note: 1. Result Level = Read Level + Antenna Factor + Cable loss + Filter Factor - PRM Factor.
 2. If Peak Result complies with AV limit, AV Result is deemed to comply with AV limit.
 3. Test setup: RBW: 1 MHz, VBW: 3 MHz, Sweep time: auto.

TR-4-E-009 Radiated Emission Test Result

Test Site : DDT 3m Chamber 3# D:\E3 6.111\2022 Report Data\Q21123009-2E BAR500\FCC ABOVE 1G SU .EM6
Test Date : 2022-03-22 **Tested By** : Kennys Zhang
EUT : Multi-Channel Soundbar with wireless subwoofer **Model Number** : BAR 500
Power Supply : AC 120V/60Hz **Test Mode** : TX Mode
Condition : Temp:24.5°C,Humi:55%,Press:100.1kPa **Antenna/Distance** : 2021 BBHA 9120D 3#/3m/HORIZONTAL
Memo : 11AX20 2412 RU26 0

Data: 86



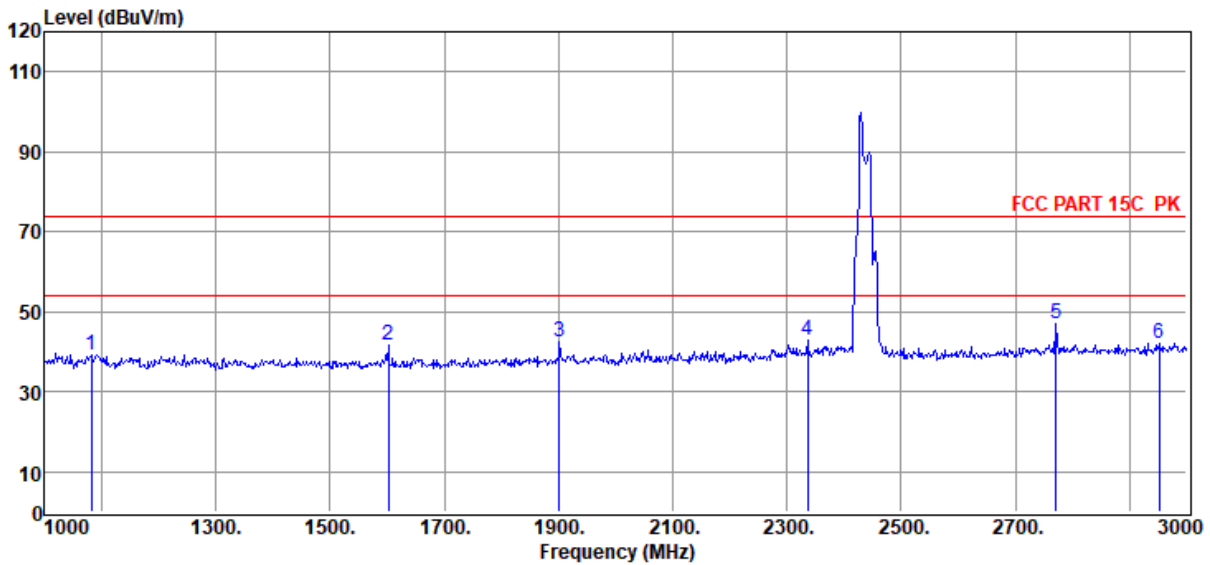
Item (Mark)	Freq. (MHz)	Read Level (dBuV)	Antenna Factor (dB/m)	PRM Factor dB	Cable Loss dB	Filter Factor dB	Result Level (dBuV/m)	Limit Line (dBuV/m)	Over Limit (dB)	Detector	Polarization
1	1088.00	51.60	25.48	38.03	1.15	0.52	40.72	74.00	-33.28	Peak	HORIZONTAL
2	1598.00	52.60	25.65	38.80	1.42	0.61	41.48	74.00	-32.52	Peak	HORIZONTAL
3	2022.00	52.77	26.74	39.41	1.61	0.68	42.39	74.00	-31.61	Peak	HORIZONTAL
4	2286.00	50.92	27.21	39.54	1.68	0.71	40.98	74.00	-33.02	Peak	HORIZONTAL
5	2770.00	54.86	28.63	39.78	1.81	0.76	46.28	74.00	-27.72	Peak	HORIZONTAL
6	2964.00	51.32	29.36	39.88	1.86	0.79	43.45	74.00	-30.55	Peak	HORIZONTAL

Note: 1. Result Level = Read Level + Antenna Factor + Cable loss + Filter Factor - PRM Factor.
 2. If Peak Result complies with AV limit, AV Result is deemed to comply with AV limit.
 3. Test setup: RBW: 1 MHz, VBW: 3 MHz, Sweep time: auto.

TR-4-E-009 Radiated Emission Test Result

Test Site : DDT 3m Chamber 3# D:\E3 6.111\2022 Report Data\Q21123009-2E BAR500\FCC ABOVE 1G SU .EM6
Test Date : 2022-03-22 **Tested By** : Kennys Zhang
EUT : Multi-Channel Soundbar with wireless subwoofer **Model Number** : BAR 500
Power Supply : AC 120V/60Hz **Test Mode** : TX Mode
Condition : Temp:24.5°C,Humi:55%,Press:100.1kPa **Antenna/Distance** : 2021 BBHA 9120D
3#/3m/HORIZONTAL
Memo : 11AX20 2437 RU26 0

Data: 87



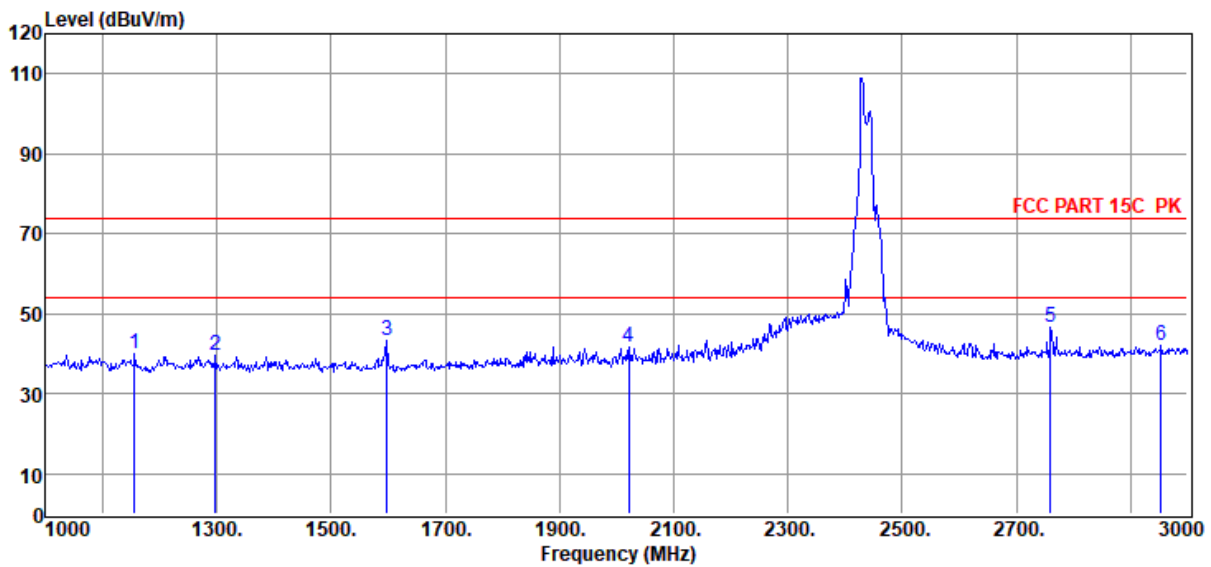
Item (Mark)	Freq. (MHz)	Read Level (dBuV)	Antenna Factor (dB/m)	PRM Factor dB	Cable Loss dB	Filter Factor dB	Result Level (dBuV/m)	Limit Line (dBuV/m)	Over Limit (dB)	Detector	Polarization
1	1082.00	49.95	25.48	38.02	1.15	0.51	39.07	74.00	-34.93	Peak	HORIZONTAL
2	1602.00	52.76	25.67	38.80	1.42	0.61	41.66	74.00	-32.34	Peak	HORIZONTAL
3	1902.00	53.18	26.45	39.25	1.56	0.66	42.60	74.00	-31.40	Peak	HORIZONTAL
4	2336.00	52.59	27.30	39.57	1.69	0.72	42.73	74.00	-31.27	Peak	HORIZONTAL
5	2772.00	55.51	28.63	39.79	1.81	0.76	46.92	74.00	-27.08	Peak	HORIZONTAL
6	2952.00	50.10	29.32	39.88	1.86	0.78	42.18	74.00	-31.82	Peak	HORIZONTAL

Note: 1. Result Level = Read Level + Antenna Factor + Cable loss + Filter Factor - PRM Factor.
 2. If Peak Result complies with AV limit, AV Result is deemed to comply with AV limit.
 3. Test setup: RBW: 1 MHz, VBW: 3 MHz, Sweep time: auto.

TR-4-E-009 Radiated Emission Test Result

Test Site : DDT 3m Chamber 3# D:\E3 6.111\2022 Report Data\Q21123009-2E BAR500\FCC ABOVE 1G SU .EM6
Test Date : 2022-03-22 **Tested By** : Kennys Zhang
EUT : Multi-Channel Soundbar with wireless subwoofer **Model Number** : BAR 500
Power Supply : AC 120V/60Hz **Test Mode** : TX Mode
Condition : Temp:24.5°C,Humi:55%,Press:100.1kPa **Antenna/Distance** : 2021 BBHA 9120D 3#/3m/VERTICAL
Memo : 11AX20 2437 RU26 0

Data: 88



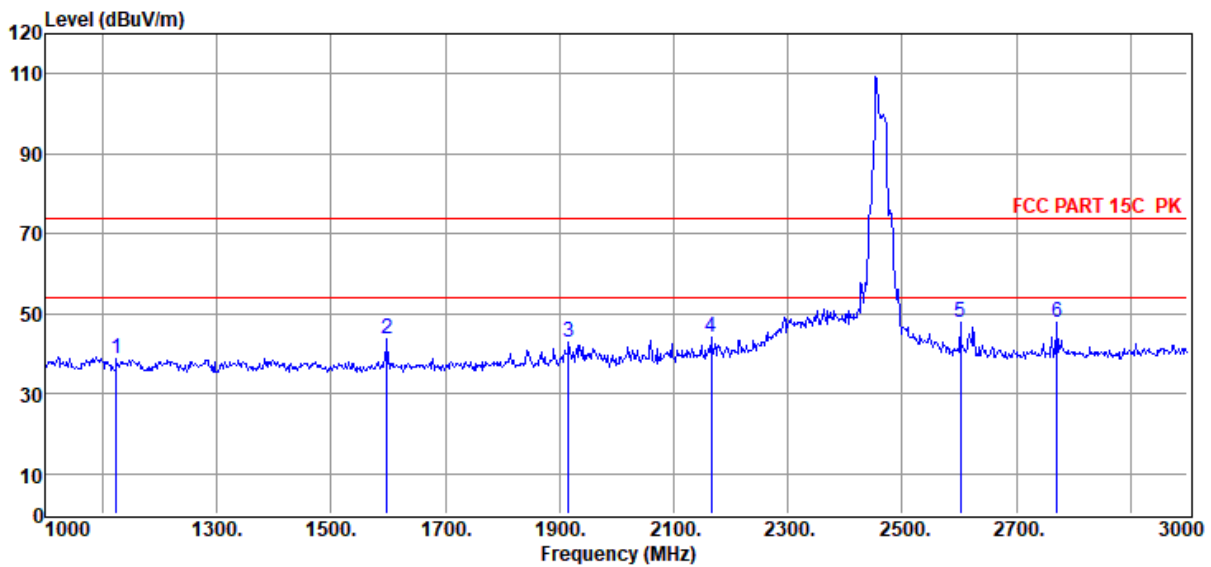
Item (Mark)	Freq. (MHz)	Read Level (dBuV)	Antenna Factor (dB/m)	PRM Factor dB	Cable Loss dB	Filter Factor dB	Result Level (dBuV/m)	Limit Line (dBuV/m)	Over Limit (dB)	Detector	Polarization
1	1156.00	50.81	25.47	38.13	1.19	0.53	39.87	74.00	-34.13	Peak	VERTICAL
2	1298.00	50.73	25.44	38.35	1.27	0.55	39.64	74.00	-34.36	Peak	VERTICAL
3	1598.00	54.51	25.65	38.80	1.42	0.61	43.39	74.00	-30.61	Peak	VERTICAL
4	2022.00	52.07	26.74	39.41	1.61	0.68	41.69	74.00	-32.31	Peak	VERTICAL
5	2760.00	55.27	28.59	39.78	1.81	0.76	46.65	74.00	-27.35	Peak	VERTICAL
6	2954.00	49.83	29.33	39.88	1.86	0.78	41.92	74.00	-32.08	Peak	VERTICAL

Note: 1. Result Level = Read Level + Antenna Factor + Cable loss + Filter Factor - PRM Factor.
 2. If Peak Result complies with AV limit, AV Result is deemed to comply with AV limit.
 3. Test setup: RBW: 1 MHz, VBW: 3 MHz, Sweep time: auto.

TR-4-E-009 Radiated Emission Test Result

Test Site : DDT 3m Chamber 3# D:\E3 6.111\2022 Report Data\Q21123009-2E BAR500\FCC ABOVE 1G SU .EM6
Test Date : 2022-03-22 **Tested By** : Kennys Zhang
EUT : Multi-Channel Soundbar with wireless subwoofer **Model Number** : BAR 500
Power Supply : AC 120V/60Hz **Test Mode** : TX Mode
Condition : Temp:24.5°C,Humi:55%,Press:100.1kPa **Antenna/Distance** : 2021 BBHA 9120D 3#/3m/VERTICAL
Memo : 11AX20 2462 RU26 0

Data: 89



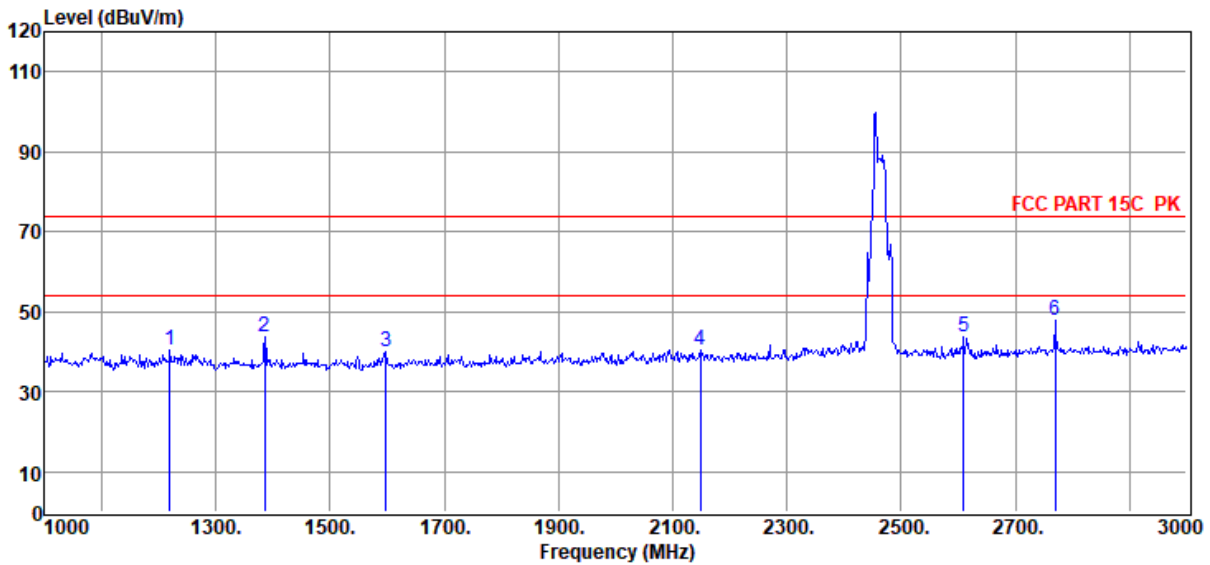
Item (Mark)	Freq. (MHz)	Read Level (dBuV)	Antenna Factor (dB/m)	PRM Factor dB	Cable Loss dB	Filter Factor dB	Result Level (dBuV/m)	Limit Line (dBuV/m)	Over Limit (dB)	Detector	Polarization
1	1124.00	49.61	25.48	38.09	1.17	0.52	38.69	74.00	-35.31	Peak	VERTICAL
2	1598.00	54.99	25.65	38.80	1.42	0.61	43.87	74.00	-30.13	Peak	VERTICAL
3	1916.00	53.36	26.48	39.27	1.56	0.66	42.79	74.00	-31.21	Peak	VERTICAL
4	2166.00	54.22	27.00	39.48	1.65	0.70	44.09	74.00	-29.91	Peak	VERTICAL
5	2602.00	57.18	27.99	39.70	1.77	0.75	47.99	74.00	-26.01	Peak	VERTICAL
6	2772.00	56.32	28.63	39.79	1.81	0.76	47.73	74.00	-26.27	Peak	VERTICAL

Note: 1. Result Level = Read Level + Antenna Factor + Cable loss + Filter Factor - PRM Factor.
 2. If Peak Result complies with AV limit, AV Result is deemed to comply with AV limit.
 3. Test setup: RBW: 1 MHz, VBW: 3 MHz, Sweep time: auto.

TR-4-E-009 Radiated Emission Test Result

Test Site : DDT 3m Chamber 3# D:\E3 6.111\2022 Report Data\Q21123009-2E BAR500\FCC ABOVE 1G SU .EM6
Test Date : 2022-03-22 **Tested By** : Kennys Zhang
EUT : Multi-Channel Soundbar with wireless subwoofer **Model Number** : BAR 500
Power Supply : AC 120V/60Hz **Test Mode** : TX Mode
Condition : Temp:24.5°C,Humi:55%,Press:100.1kPa **Antenna/Distance** : 2021 BBHA 9120D 3#/3m/HORIZONTAL
Memo : 11AX20 2462 RU26 0

Data: 90



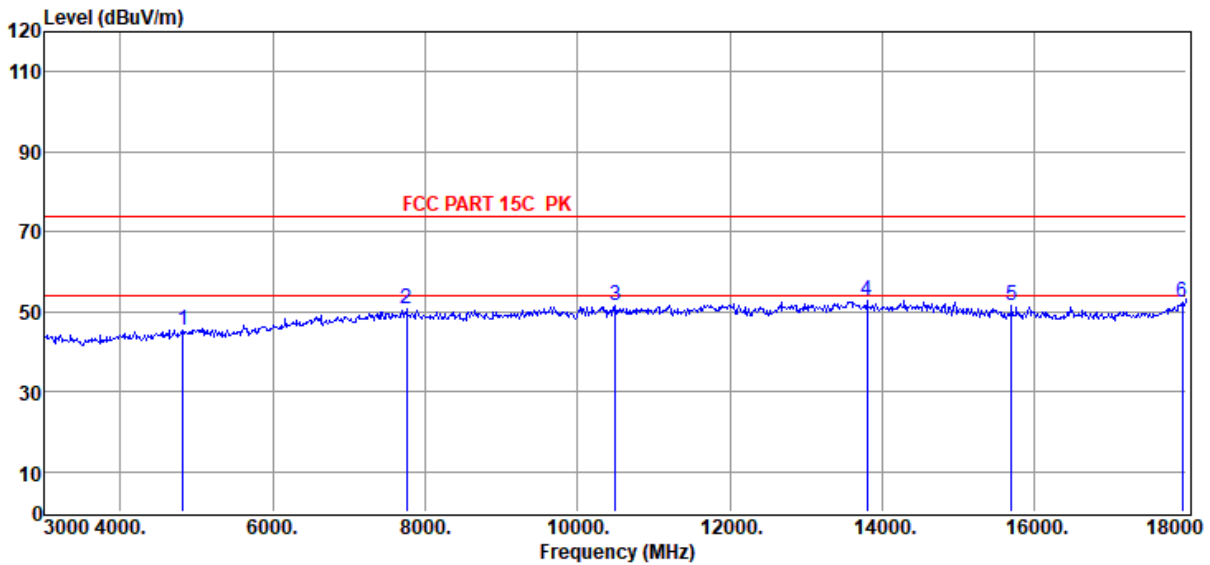
Item (Mark)	Freq. (MHz)	Read Level (dBuV)	Antenna Factor (dB/m)	PRM Factor dB	Cable Loss dB	Filter Factor dB	Result Level (dBuV/m)	Limit Line (dBuV/m)	Over Limit (dB)	Detector	Polarization
1	1220.00	51.43	25.46	38.23	1.22	0.54	40.42	74.00	-33.58	Peak	HORIZONTAL
2	1386.00	54.72	25.42	38.48	1.32	0.57	43.55	74.00	-30.45	Peak	HORIZONTAL
3	1598.00	51.14	25.65	38.80	1.42	0.61	40.02	74.00	-33.98	Peak	HORIZONTAL
4	2148.00	50.56	26.97	39.47	1.64	0.70	40.40	74.00	-33.60	Peak	HORIZONTAL
5	2610.00	52.96	28.02	39.71	1.77	0.75	43.79	74.00	-30.21	Peak	HORIZONTAL
6	2770.00	56.32	28.63	39.78	1.81	0.76	47.74	74.00	-26.26	Peak	HORIZONTAL

Note: 1. Result Level = Read Level + Antenna Factor + Cable loss + Filter Factor - PRM Factor.
 2. If Peak Result complies with AV limit, AV Result is deemed to comply with AV limit.
 3. Test setup: RBW: 1 MHz, VBW: 3 MHz, Sweep time: auto.

TR-4-E-009 Radiated Emission Test Result

Test Site : DDT 3m Chamber 3# D:\E3 6.111\2022 Report Data\Q21123009-2E BAR500\FCC ABOVE 1G SU .EM6
Test Date : 2022-03-23 **Tested By** : Kennys Zhang
EUT : Multi-Channel Soundbar with wireless subwoofer **Model Number** : BAR 500
Power Supply : AC 120V/60Hz **Test Mode** : TX Mode
Condition : Temp:24.5°C,Humi:55%,Press:100.1kPa **Antenna/Distance** : 2021 BBHA 9120D 3#/3m/HORIZONTAL
Memo : 11AX20 2412 RU26 0

Data: 137



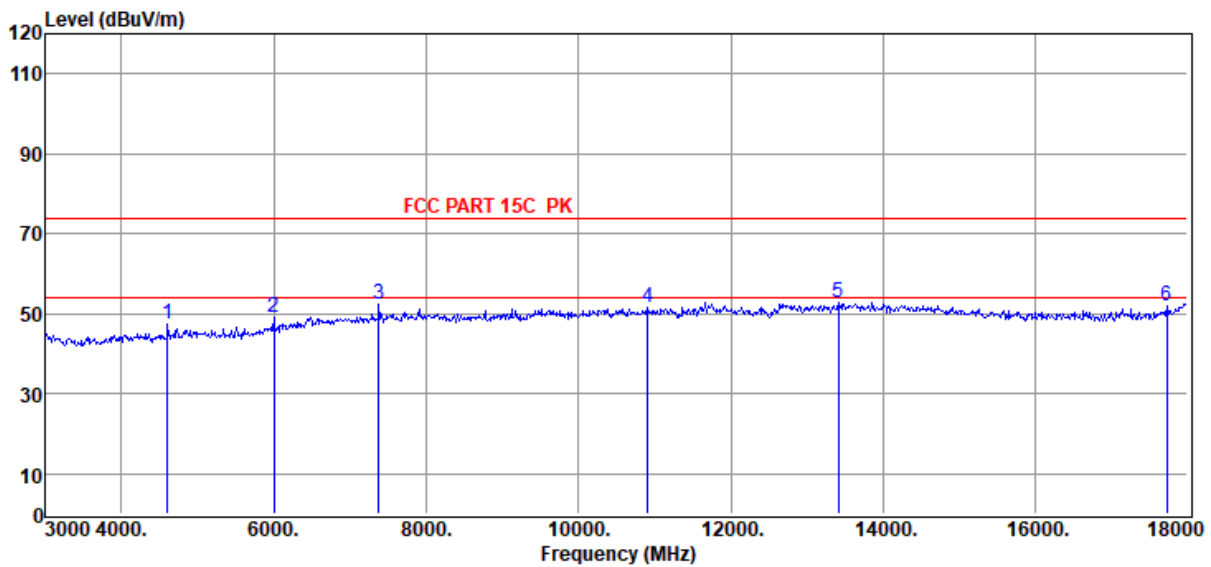
Item (Mark)	Freq. (MHz)	Read Level (dBuV)	Antenna Factor (dB/m)	PRM Factor dB	Cable Loss dB	Filter Factor dB	Result Level (dBuV/m)	Limit Line (dBuV/m)	Over Limit (dB)	Detector	Polarization
1	4815.00	48.78	32.51	40.36	2.47	2.16	45.56	74.00	-28.44	Peak	HORIZONTAL
2	7755.00	48.34	36.71	39.78	3.17	2.28	50.72	74.00	-23.28	Peak	HORIZONTAL
3	10500.00	46.73	39.00	40.40	3.67	2.43	51.43	74.00	-22.57	Peak	HORIZONTAL
4	13800.00	45.41	39.94	39.84	4.31	2.91	52.73	74.00	-21.27	Peak	HORIZONTAL
5	15705.00	45.30	38.43	39.81	4.58	2.97	51.47	74.00	-22.53	Peak	HORIZONTAL
6	17940.00	42.24	42.13	40.66	4.94	3.77	52.42	74.00	-21.58	Peak	HORIZONTAL

- Note: 1. Result Level = Read Level + Antenna Factor + Cable loss + Filter Factor - PRM Factor.
 2. If Peak Result complies with AV limit, AV Result is deemed to comply with AV limit.
 3. Test setup: RBW: 1 MHz, VBW: 3 MHz, Sweep time: auto.

TR-4-E-009 Radiated Emission Test Result

Test Site : DDT 3m Chamber 3# D:\E3 6.111\2022 Report Data\Q21123009-2E BAR500\FCC ABOVE 1G SU .EM6
Test Date : 2022-03-23 **Tested By** : Kennys Zhang
EUT : Multi-Channel Soundbar with wireless subwoofer **Model Number** : BAR 500
Power Supply : AC 120V/60Hz **Test Mode** : TX Mode
Condition : Temp:24.5°C,Humi:55%,Press:100.1kPa **Antenna/Distance** : 2021 BBHA 9120D 3#/3m/VERTICAL
Memo : 11AX20 2412 RU26 0

Data: 138



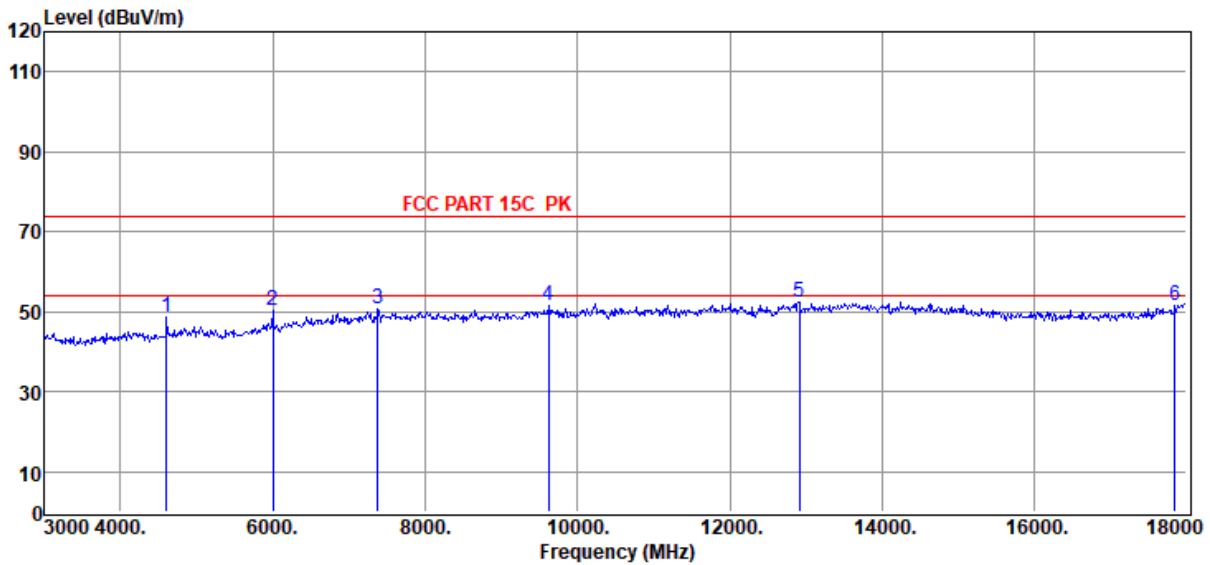
Item (Mark)	Freq. (MHz)	Read Level (dBμV)	Antenna Factor (dB/m)	PRM Factor dB	Cable Loss dB	Filter Factor dB	Result Level (dBμV/m)	Limit Line (dBμV/m)	Over Limit (dB)	Detector	Polarization
1	4605.00	51.57	31.84	40.32	2.40	2.13	47.62	74.00	-26.38	Peak	VERTICAL
2	6000.00	49.89	34.00	40.50	3.03	2.80	49.22	74.00	-24.78	Peak	VERTICAL
3	7380.00	50.27	36.30	39.74	3.11	2.27	52.21	74.00	-21.79	Peak	VERTICAL
4	10905.00	46.53	39.24	40.24	3.78	2.39	51.70	74.00	-22.30	Peak	VERTICAL
5	13410.00	45.95	39.93	40.11	4.06	2.94	52.77	74.00	-21.23	Peak	VERTICAL
6	17730.00	43.11	40.83	40.54	4.88	3.71	51.99	74.00	-22.01	Peak	VERTICAL

Note: 1. Result Level = Read Level + Antenna Factor + Cable loss + Filter Factor - PRM Factor.
 2. If Peak Result complies with AV limit, AV Result is deemed to comply with AV limit.
 3. Test setup: RBW: 1 MHz, VBW: 3 MHz, Sweep time: auto.

TR-4-E-009 Radiated Emission Test Result

Test Site : DDT 3m Chamber 3# D:\E3 6.111\2022 Report Data\Q21123009-2E BAR500\FCC ABOVE 1G SU .EM6
Test Date : 2022-03-23 **Tested By** : Kennys Zhang
EUT : Multi-Channel Soundbar with wireless subwoofer **Model Number** : BAR 500
Power Supply : AC 120V/60Hz **Test Mode** : TX Mode
Condition : Temp:24.5°C,Humi:55%,Press:100.1kPa **Antenna/Distance** : 2021 BBHA 9120D 3#/3m/VERTICAL
Memo : 11AX20 2437 RU26 0

Data: 139



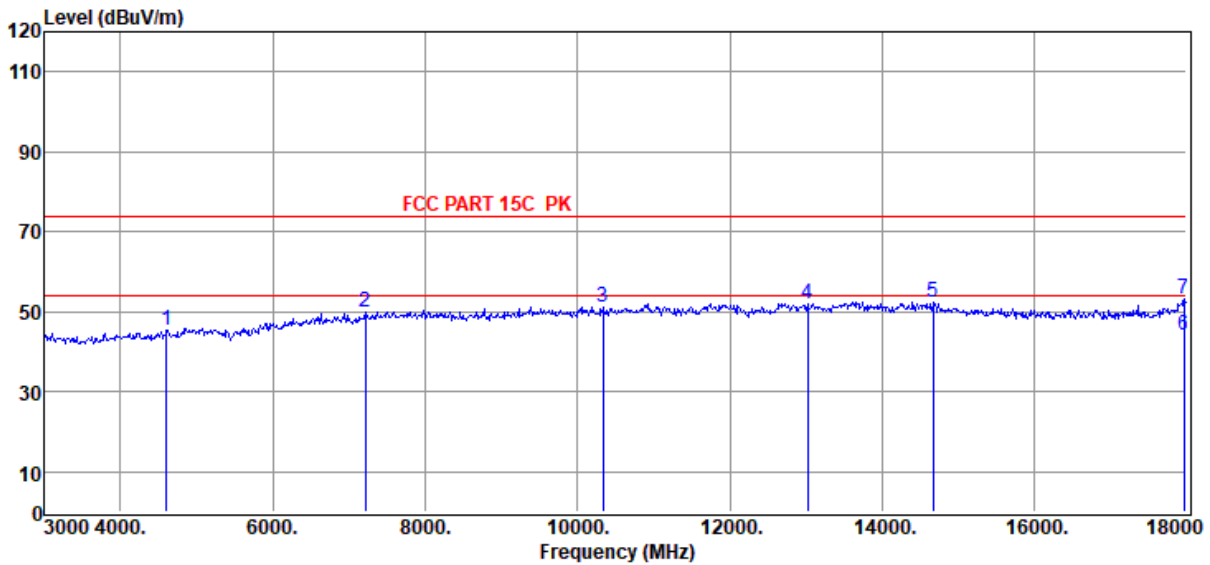
Item (Mark)	Freq. (MHz)	Read Level (dBuV)	Antenna Factor (dB/m)	PRM Factor dB	Cable Loss dB	Filter Factor dB	Result Level (dBuV/m)	Limit Line (dBuV/m)	Over Limit (dB)	Detector	Polarization
1	4605.00	52.45	31.84	40.32	2.40	2.13	48.50	74.00	-25.50	Peak	VERTICAL
2	6000.00	51.15	34.00	40.50	3.03	2.80	50.48	74.00	-23.52	Peak	VERTICAL
3	7380.00	48.77	36.30	39.74	3.11	2.27	50.71	74.00	-23.29	Peak	VERTICAL
4	9615.00	47.38	38.63	40.33	3.63	2.36	51.67	74.00	-22.33	Peak	VERTICAL
5	12915.00	46.13	39.50	40.37	4.28	2.91	52.45	74.00	-21.55	Peak	VERTICAL
6	17850.00	41.93	41.57	40.61	4.92	3.75	51.56	74.00	-22.44	Peak	VERTICAL

Note: 1. Result Level = Read Level + Antenna Factor + Cable loss + Filter Factor - PRM Factor.
 2. If Peak Result complies with AV limit, AV Result is deemed to comply with AV limit.
 3. Test setup: RBW: 1 MHz, VBW: 3 MHz, Sweep time: auto.

TR-4-E-009 Radiated Emission Test Result

Test Site : DDT 3m Chamber 3# D:\E3 6.111\2022 Report Data\Q21123009-2E BAR500\FCC ABOVE 1G SU .EM6
Test Date : 2022-03-23 **Tested By** : Kennys Zhang
EUT : Multi-Channel Soundbar with wireless subwoofer **Model Number** : BAR 500
Power Supply : AC 120V/60Hz **Test Mode** : TX Mode
Condition : Temp:24.5°C,Humi:55%,Press:100.1kPa **Antenna/Distance** : 2021 BBHA 9120D 3#/3m/HORIZONTAL
Memo : 11AX20 2437 RU26 0

Data: 140



Item (Mark)	Freq. (MHz)	Read Level (dBuV)	Antenna Factor (dB/m)	PRM Factor dB	Cable Loss dB	Filter Factor dB	Result Level (dBuV/m)	Limit Line (dBuV/m)	Over Limit (dB)	Detector	Polarization
1	4605.00	49.19	31.84	40.32	2.40	2.13	45.24	74.00	-28.76	Peak	HORIZONTAL
2	7215.00	48.12	36.17	39.72	3.07	2.26	49.90	74.00	-24.10	Peak	HORIZONTAL
3	10335.00	46.83	38.80	40.47	3.67	2.45	51.28	74.00	-22.72	Peak	HORIZONTAL
4	13020.00	45.35	39.62	40.39	4.38	2.96	51.92	74.00	-22.08	Peak	HORIZONTAL
5	14670.00	45.01	39.76	39.63	4.39	2.71	52.24	74.00	-21.76	Peak	HORIZONTAL
6	17970.00	33.67	42.31	40.68	4.95	3.78	44.03	54.00	-9.97	Average	HORIZONTAL
7	17970.00	42.78	42.31	40.68	4.95	3.78	53.14	74.00	-20.86	Peak	HORIZONTAL

Note: 1. Result Level = Read Level + Antenna Factor + Cable loss + Filter Factor - PRM Factor.
 2. If Peak Result complies with AV limit, AV Result is deemed to comply with AV limit.
 3. Test setup: RBW: 1 MHz, VBW: 3 MHz, Sweep time: auto.

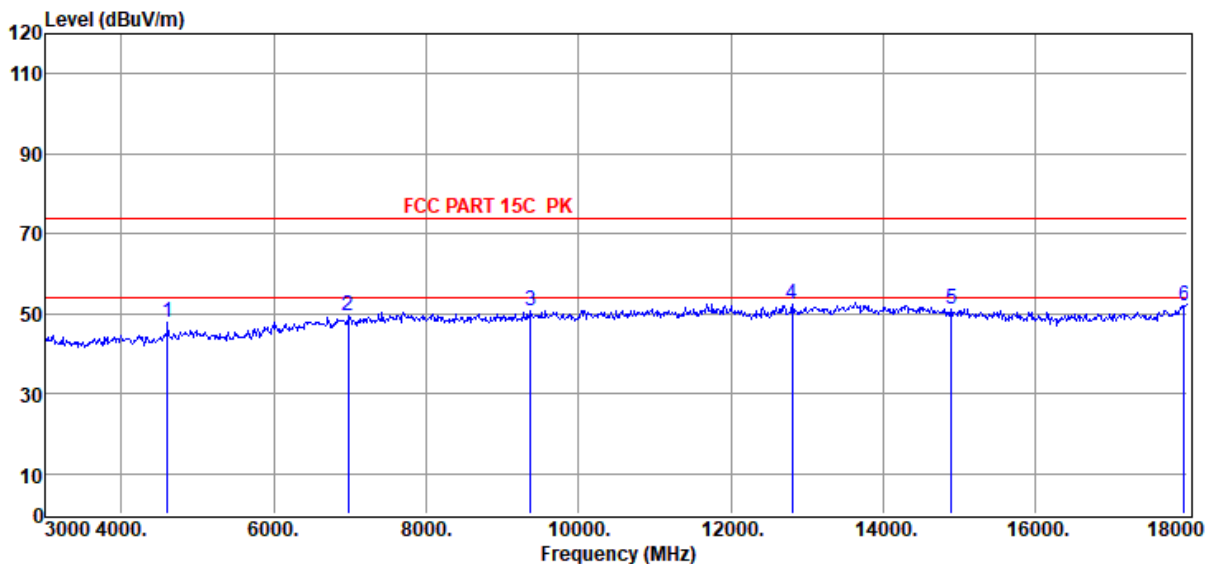
TR-4-E-009 Radiated Emission Test Result

Test Site : DDT 3m Chamber 3#
Test Date : 2022-03-23
EUT : Multi-Channel Soundbar with wireless subwoofer
Power Supply : AC 120V/60Hz
Condition : Temp:24.5°C,Humi:55%,Press:100.1kPa
Memo : 11AX20 2462 RU26 0

Tested By : Kennys Zhang
Model Number : BAR 500
Test Mode : TX Mode
Antenna/Distance : 2021 BBHA 9120D
 3#/3m/HORIZONTAL

D:\E3 6.111\2022 Report Data\Q21123009-2E BAR500\FCC ABOVE 1G SU .EM6

Data: 141



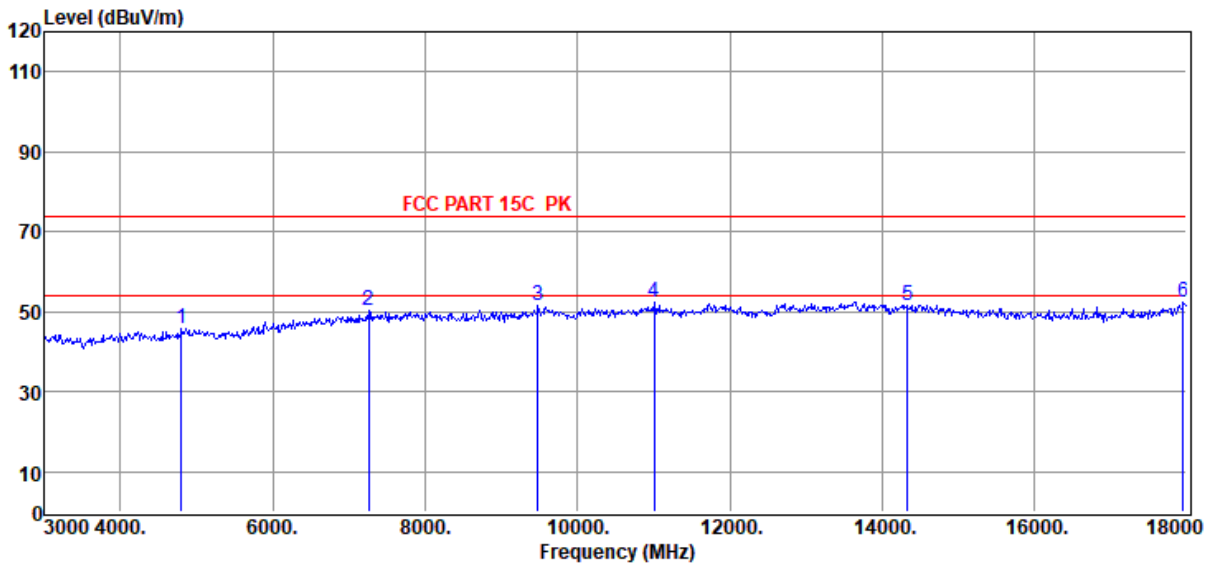
Item (Mark)	Freq. (MHz)	Read Level (dB μ V)	Antenna Factor (dB/m)	PRM Factor dB	Cable Loss dB	Filter Factor dB	Result Level (dB μ V/m)	Limit Line (dB μ V/m)	Over Limit (dB)	Detector	Polarization
1	4605.00	51.90	31.84	40.32	2.40	2.13	47.95	74.00	-26.05	Peak	HORIZONTAL
2	6975.00	47.79	35.96	39.72	3.03	2.27	49.33	74.00	-24.67	Peak	HORIZONTAL
3	9375.00	46.24	38.60	40.16	3.55	2.29	50.52	74.00	-23.48	Peak	HORIZONTAL
4	12810.00	46.23	39.37	40.34	4.14	2.85	52.25	74.00	-21.75	Peak	HORIZONTAL
5	14895.00	44.23	39.58	39.61	4.44	2.65	51.29	74.00	-22.71	Peak	HORIZONTAL
6	17955.00	41.85	42.22	40.67	4.95	3.78	52.13	74.00	-21.87	Peak	HORIZONTAL

- Note: 1. Result Level = Read Level + Antenna Factor + Cable loss + Filter Factor - PRM Factor.
 2. If Peak Result complies with AV limit, AV Result is deemed to comply with AV limit.
 3. Test setup: RBW: 1 MHz, VBW: 3 MHz, Sweep time: auto.

TR-4-E-009 Radiated Emission Test Result

Test Site : DDT 3m Chamber 3# D:\E3 6.111\2022 Report Data\Q21123009-2E BAR500\FCC ABOVE 1G SU .EM6
Test Date : 2022-03-23 **Tested By** : Kennys Zhang
EUT : Multi-Channel Soundbar with wireless subwoofer **Model Number** : BAR 500
Power Supply : AC 120V/60Hz **Test Mode** : TX Mode
Condition : Temp:24.5°C,Humi:55%,Press:100.1kPa **Antenna/Distance** : 2021 BBHA 9120D 3#/3m/VERTICAL
Memo : 11AX20 2462 RU26 0

Data: 142

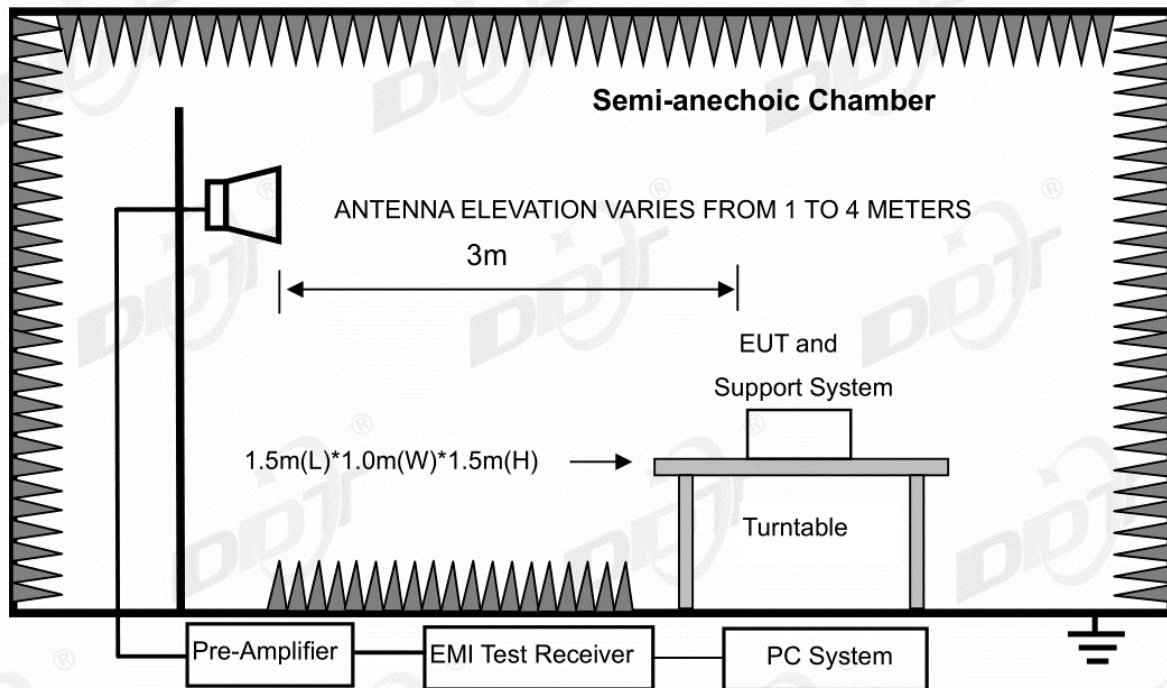


Item (Mark)	Freq. (MHz)	Read Level (dBuV)	Antenna Factor (dB/m)	PRM Factor dB	Cable Loss dB	Filter Factor dB	Result Level (dBuV/m)	Limit Line (dBuV/m)	Over Limit (dB)	Detector	Polarization
1	4800.00	48.85	32.46	40.36	2.47	2.16	45.58	74.00	-28.42	Peak	VERTICAL
2	7260.00	48.33	36.21	39.73	3.08	2.27	50.16	74.00	-23.84	Peak	VERTICAL
3	9480.00	46.97	38.68	40.24	3.61	2.32	51.34	74.00	-22.66	Peak	VERTICAL
4	11010.00	46.98	39.29	40.20	3.80	2.38	52.25	74.00	-21.75	Peak	VERTICAL
5	14340.00	44.24	39.90	39.67	4.41	2.80	51.68	74.00	-22.32	Peak	VERTICAL
6	17955.00	42.24	42.22	40.67	4.95	3.78	52.52	74.00	-21.48	Peak	VERTICAL

Note: 1. Result Level = Read Level + Antenna Factor + Cable loss + Filter Factor - PRM Factor.
 2. If Peak Result complies with AV limit, AV Result is deemed to comply with AV limit.
 3. Test setup: RBW: 1 MHz, VBW: 3 MHz, Sweep time: auto.

9. Radiated Band Edge Compliance

9.1. Block diagram of test setup



9.2. Limit

All restricted frequency bands shall not exceed the limits shown in 15.209, all the other emissions outside operation frequency band 2400 MHz to 2483.5 MHz shall be at least 20dB below the fundamental emissions or comply with RSS-Gen Issue 3 clause 7.2.5 (Same as FCC 15.209) limits.

9.3. Test Procedure

Same with clause 8.3 except change investigated frequency range from 2310 MHz to 2430 MHz and 2445 MHz to 2500 MHz.

Remark: All restriction band have been tested, and only the worst case is shown in report.

9.4. Test result

Pass. (See below detailed test result)

TR-4-E-009 Radiated Emission Test Result

Test Site : DDT 3m Chamber 3#

D:\E3 6.111\2022 Report Data\Q21123009-2E BAR500\FCC ABOVE 1G 2.4GWIFI.EM6

Test Date : 2022-03-09

Tested By : Kennys Zhang

EUT : Multi-Channel Soundbar with wireless subwoofer

Model Number : BAR 500

Power Supply : AC 120V/60Hz

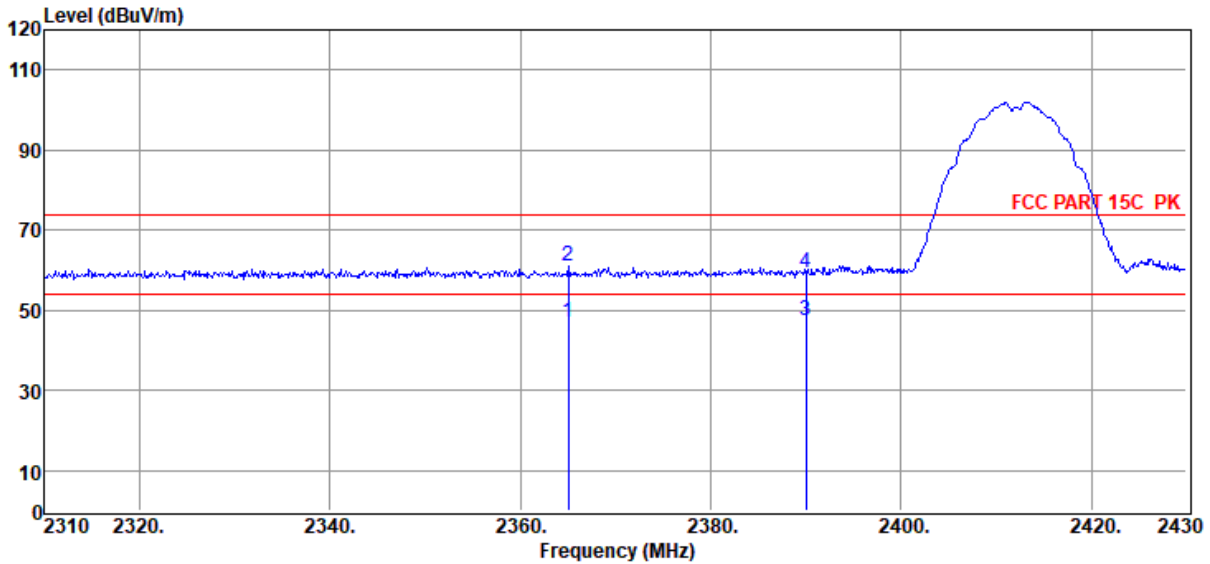
Test Mode : Tx mode

Condition : Temp:24.5°C,Humi:55%,Press:100.1kPa

Antenna/Distance : 2021 BBHA 9120D
3#/3m/HORIZONTAL

Memo : 11B 2412 ANT1 power 14

Data: 7



Item (Mark)	Freq. (MHz)	Read Level (dBuV)	Antenna Factor (dB/m)	PRM Factor (dB)	Cable Loss (dB)	Filter Factor (dB)	Result Level (dBuV/m)	Limit Line (dBuV/m)	Over Limit (dB)	Detector	Polarization
1	2365.08	17.28	27.36	0.00	1.70	0.72	47.06	54.00	-6.94	Average	HORIZONTAL
2	2365.08	31.05	27.36	0.00	1.70	0.72	60.83	74.00	-13.17	Peak	HORIZONTAL
3	2390.04	17.48	27.40	0.00	1.71	0.72	47.31	54.00	-6.69	Average	HORIZONTAL
4	2390.04	29.60	27.40	0.00	1.71	0.72	59.43	74.00	-14.57	Peak	HORIZONTAL

Note: 1. Result Level = Read Level + Antenna Factor + Cable loss + Filter Factor - PRM Factor.

2. If Peak Result complies with AV limit, AV Result is deemed to comply with AV limit.

3. Test setup: RBW: 1 MHz, VBW: 3 MHz, Sweep time: auto.

TR-4-E-009 Radiated Emission Test Result

Test Site : DDT 3m Chamber 3#

D:\E3 6.111\2022 Report Data\Q21123009-2E BAR500\FCC ABOVE 1G 2.4GWIFI.EM6

Test Date : 2022-03-09

Tested By : Kennys Zhang

EUT : Multi-Channel Soundbar with wireless subwoofer

Model Number : BAR 500

Power Supply : AC 120V/60Hz

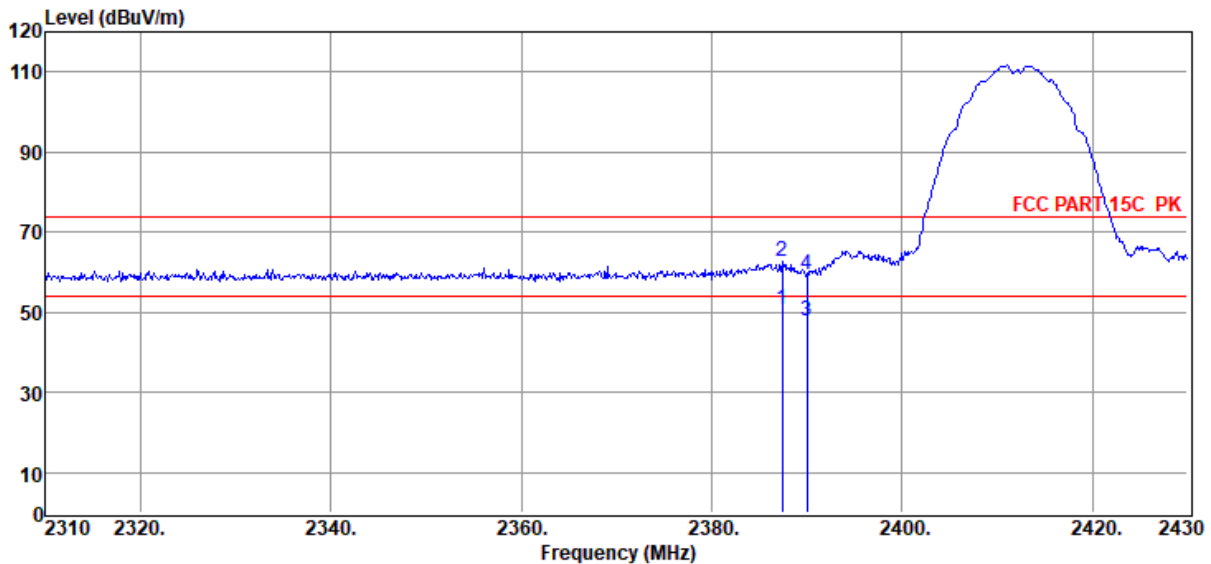
Test Mode : Tx mode

Condition : Temp:24.5°C,Humi:55%,Press:100.1kPa

Antenna/Distance : 2021 BBHA 9120D 3#/3m/VERTICAL

Memo : 11B 2412 ANT1 power 14

Data: 8



Item (Mark)	Freq. (MHz)	Read Level (dBμV)	Antenna Factor (dB/m)	PRM Factor (dB)	Cable Loss (dB)	Filter Factor (dB)	Result Level (dBμV/m)	Limit Line (dBμV/m)	Over Limit (dB)	Detector	Polarization
1	2387.40	21.03	27.40	0.00	1.71	0.72	50.86	54.00	-3.14	Average	VERTICAL
2	2387.40	32.82	27.40	0.00	1.71	0.72	62.65	74.00	-11.35	Peak	VERTICAL
3	2390.04	17.84	27.40	0.00	1.71	0.72	47.67	54.00	-6.33	Average	VERTICAL
4	2390.04	29.60	27.40	0.00	1.71	0.72	59.43	74.00	-14.57	Peak	VERTICAL

Note: 1. Result Level = Read Level + Antenna Factor + Cable loss + Filter Factor - PRM Factor.

2. If Peak Result complies with AV limit, AV Result is deemed to comply with AV limit.

3. Test setup: RBW: 1 MHz, VBW: 3 MHz, Sweep time: auto.

TR-4-E-009 Radiated Emission Test Result

Test Site : DDT 3m Chamber 3#

D:\E3 6.111\2022 Report Data\Q21123009-2E BAR500\FCC ABOVE 1G 2.4GWIFI.EM6

Test Date : 2022-03-09

Tested By : Kennys Zhang

EUT : Multi-Channel Soundbar with wireless subwoofer

Model Number : BAR 500

Power Supply : AC 120V/60Hz

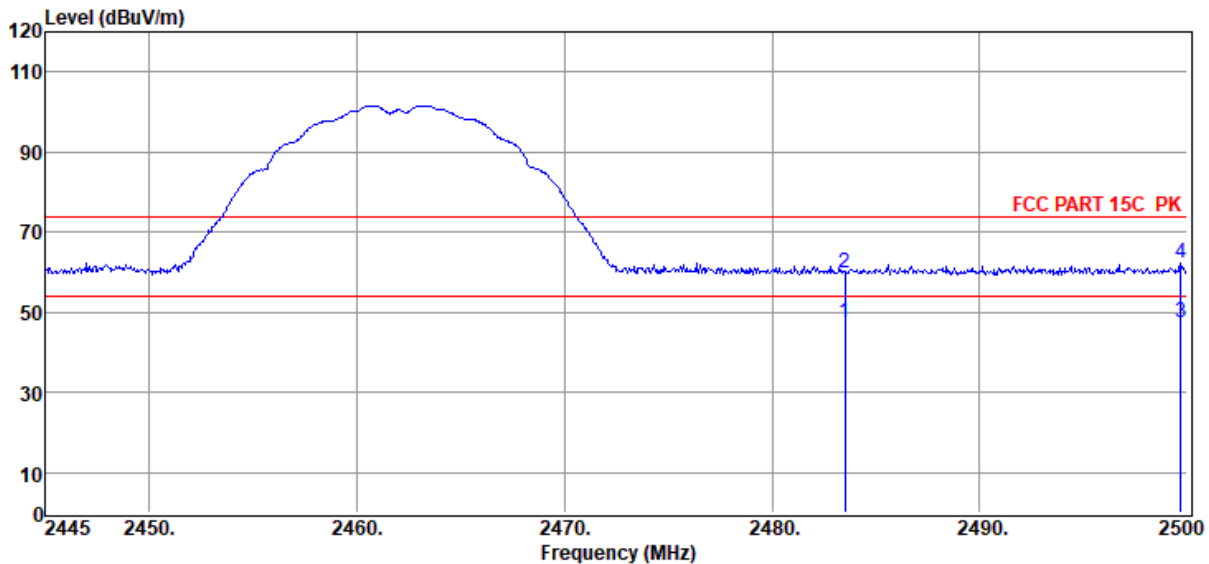
Test Mode : Tx mode

Condition : Temp:24.5°C,Humi:55%,Press:100.1kPa

Antenna/Distance : 2021 BBHA 9120D
3#/3m/HORIZONTAL

Memo : 11B 2462 ANT1 power 14

Data: 11



Item (Mark)	Freq. (MHz)	Read Level (dB μ V)	Antenna Factor (dB/m)	PRM Factor dB	Cable Loss dB	Filter Factor dB	Result Level (dB μ V/m)	Limit Line (dB μ V/m)	Over Limit (dB)	Detector	Polarization
1	2483.50	17.25	27.57	0.00	1.74	0.73	47.29	54.00	-6.71	Average	HORIZONTAL
2	2483.50	29.91	27.57	0.00	1.74	0.73	59.95	74.00	-14.05	Peak	HORIZONTAL
3	2499.67	17.43	27.60	0.00	1.74	0.73	47.50	54.00	-6.50	Average	HORIZONTAL
4	2499.67	32.33	27.60	0.00	1.74	0.73	62.40	74.00	-11.60	Peak	HORIZONTAL

Note: 1. Result Level = Read Level + Antenna Factor + Cable loss + Filter Factor - PRM Factor.

2. If Peak Result complies with AV limit, AV Result is deemed to comply with AV limit.

3. Test setup: RBW: 1 MHz, VBW: 3 MHz, Sweep time: auto.

TR-4-E-009 Radiated Emission Test Result

Test Site : DDT 3m Chamber 3#

D:\E3 6.111\2022 Report Data\Q21123009-2E BAR500\FCC ABOVE 1G 2.4GWIFI.EM6

Test Date : 2022-03-09

Tested By : Kennys Zhang

EUT : Multi-Channel Soundbar with wireless subwoofer

Model Number : BAR 500

Power Supply : AC 120V/60Hz

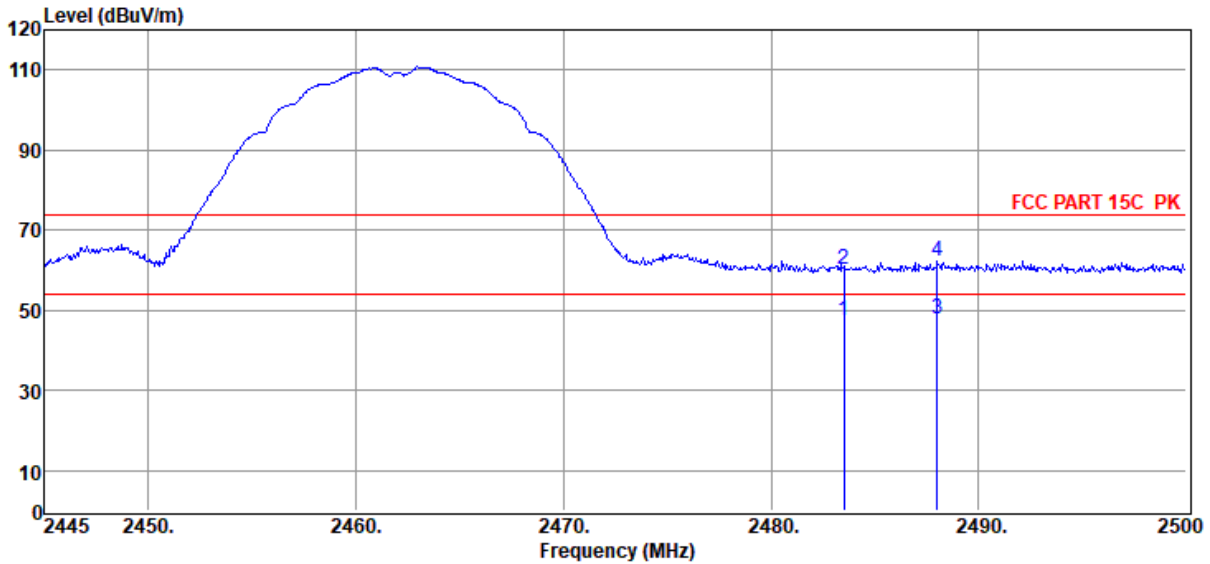
Test Mode : Tx mode

Condition : Temp:24.5°C,Humi:55%,Press:100.1kPa

Antenna/Distance : 2021 BBHA 9120D 3#/3m/VERTICAL

Memo : 11B 2462 ANT1 power 14

Data: 12



Item (Mark)	Freq. (MHz)	Read Level (dBμV)	Antenna Factor (dB/m)	PRM Factor (dB)	Cable Loss (dB)	Filter Factor (dB)	Result Level (dBμV/m)	Limit Line (dBμV/m)	Over Limit (dB)	Detector	Polarization
1	2483.50	17.29	27.57	0.00	1.74	0.73	47.33	54.00	-6.67	Average	VERTICAL
2	2483.50	30.36	27.57	0.00	1.74	0.73	60.40	74.00	-13.60	Peak	VERTICAL
3	2488.01	17.92	27.58	0.00	1.74	0.73	47.97	54.00	-6.03	Average	VERTICAL
4	2488.01	32.40	27.58	0.00	1.74	0.73	62.45	74.00	-11.55	Peak	VERTICAL

Note: 1. Result Level = Read Level + Antenna Factor + Cable loss + Filter Factor - PRM Factor.

2. If Peak Result complies with AV limit, AV Result is deemed to comply with AV limit.

3. Test setup: RBW: 1 MHz, VBW: 3 MHz, Sweep time: auto.

TR-4-E-009 Radiated Emission Test Result

Test Site : DDT 3m Chamber 3#

D:\E3 6.111\2022 Report Data\Q21123009-2E BAR500\FCC ABOVE 1G 2.4GWIFI.EM6

Test Date : 2022-03-09

Tested By : Kennys Zhang

EUT : Multi-Channel Soundbar with wireless subwoofer

Model Number : BAR 500

Power Supply : AC 120V/60Hz

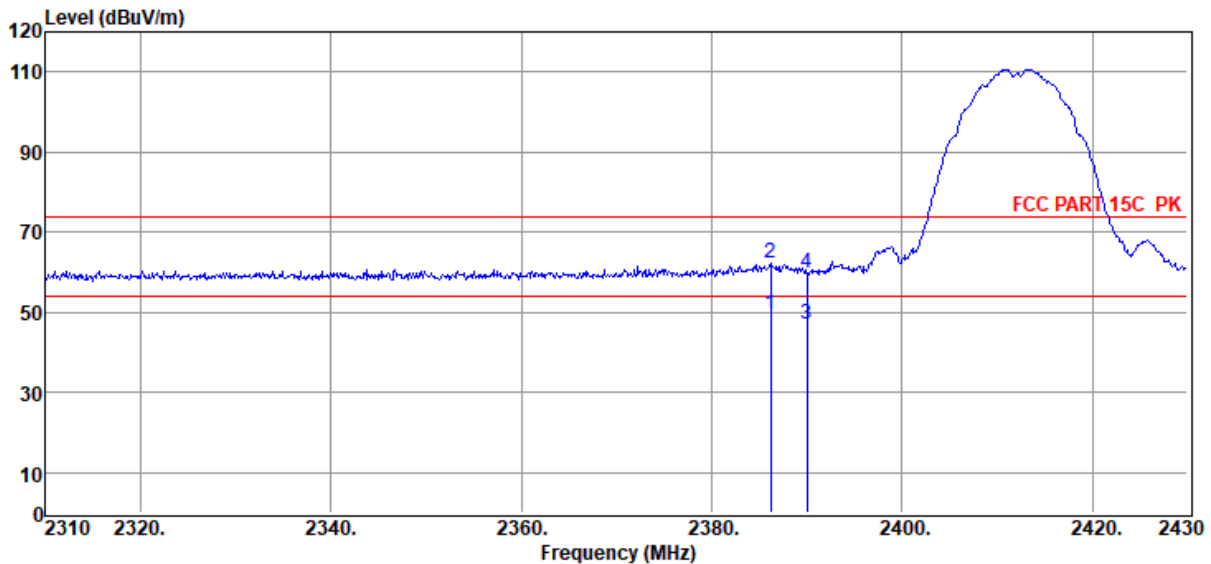
Test Mode : Tx mode

Condition : Temp:24.5°C,Humi:55%,Press:100.1kPa

Antenna/Distance : 2021 BBHA 9120D 3#/3m/VERTICAL

Memo : 11B 2412 ANT2

Data: 9



Item (Mark)	Freq. (MHz)	Read Level (dBuV)	Antenna Factor (dB/m)	PRM Factor (dB)	Cable Loss (dB)	Filter Factor (dB)	Result Level (dBuV/m)	Limit Line (dBuV/m)	Over Limit (dB)	Detector	Polarization
1	2386.20	19.48	27.40	0.00	1.71	0.72	49.31	54.00	-4.69	Average	VERTICAL
2	2386.20	32.33	27.40	0.00	1.71	0.72	62.16	74.00	-11.84	Peak	VERTICAL
3	2390.04	17.38	27.40	0.00	1.71	0.72	47.21	54.00	-6.79	Average	VERTICAL
4	2390.04	30.12	27.40	0.00	1.71	0.72	59.95	74.00	-14.05	Peak	VERTICAL

Note: 1. Result Level = Read Level + Antenna Factor + Cable loss + Filter Factor - PRM Factor.

2. If Peak Result complies with AV limit, AV Result is deemed to comply with AV limit.

3. Test setup: RBW: 1 MHz, VBW: 3 MHz, Sweep time: auto.

TR-4-E-009 Radiated Emission Test Result

Test Site : DDT 3m Chamber 3#

D:\E3 6.111\2022 Report Data\Q21123009-2E BAR500\FCC ABOVE 1G 2.4GWIFI.EM6

Test Date : 2022-03-09

Tested By : Kennys Zhang

EUT : Multi-Channel Soundbar with wireless subwoofer

Model Number : BAR 500

Power Supply : AC 120V/60Hz

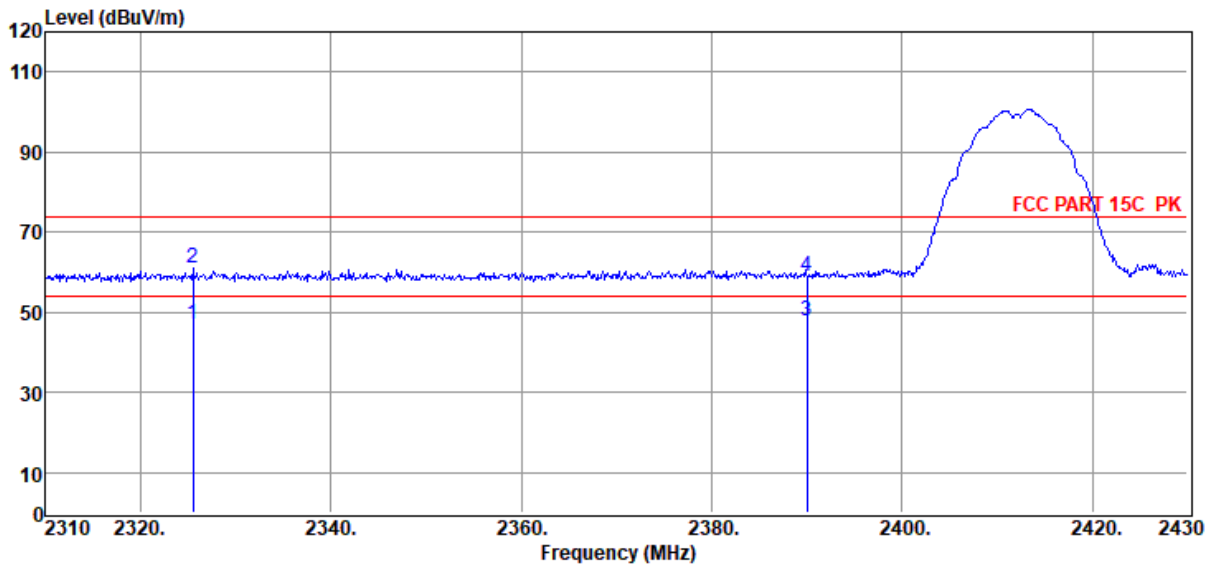
Test Mode : Tx mode

Condition : Temp:24.5°C,Humi:55%,Press:100.1kPa

Antenna/Distance : 2021 BBHA 9120D
3#/3m/HORIZONTAL

Memo : 11B 2412 ANT2

Data: 10



Item (Mark)	Freq. (MHz)	Read Level (dBuV)	Antenna Factor (dB/m)	PRM Factor (dB)	Cable Loss (dB)	Filter Factor (dB)	Result Level (dBuV/m)	Limit Line (dBuV/m)	Over Limit (dB)	Detector	Polarization
1	2325.48	17.51	27.29	0.00	1.69	0.72	47.21	54.00	-6.79	Average	HORIZONTAL
2	2325.48	31.13	27.29	0.00	1.69	0.72	60.83	74.00	-13.17	Peak	HORIZONTAL
3	2390.04	17.86	27.40	0.00	1.71	0.72	47.69	54.00	-6.31	Average	HORIZONTAL
4	2390.04	29.01	27.40	0.00	1.71	0.72	58.84	74.00	-15.16	Peak	HORIZONTAL

Note: 1. Result Level = Read Level + Antenna Factor + Cable loss + Filter Factor - PRM Factor.

2. If Peak Result complies with AV limit, AV Result is deemed to comply with AV limit.

3. Test setup: RBW: 1 MHz, VBW: 3 MHz, Sweep time: auto.

TR-4-E-009 Radiated Emission Test Result

Test Site : DDT 3m Chamber 3#

D:\E3 6.111\2022 Report Data\Q21123009-2E BAR500\FCC ABOVE 1G 2.4GWIFI.EM6

Test Date : 2022-03-09

Tested By : Kennys Zhang

EUT : Multi-Channel Soundbar with wireless subwoofer

Model Number : BAR 500

Power Supply : AC 120V/60Hz

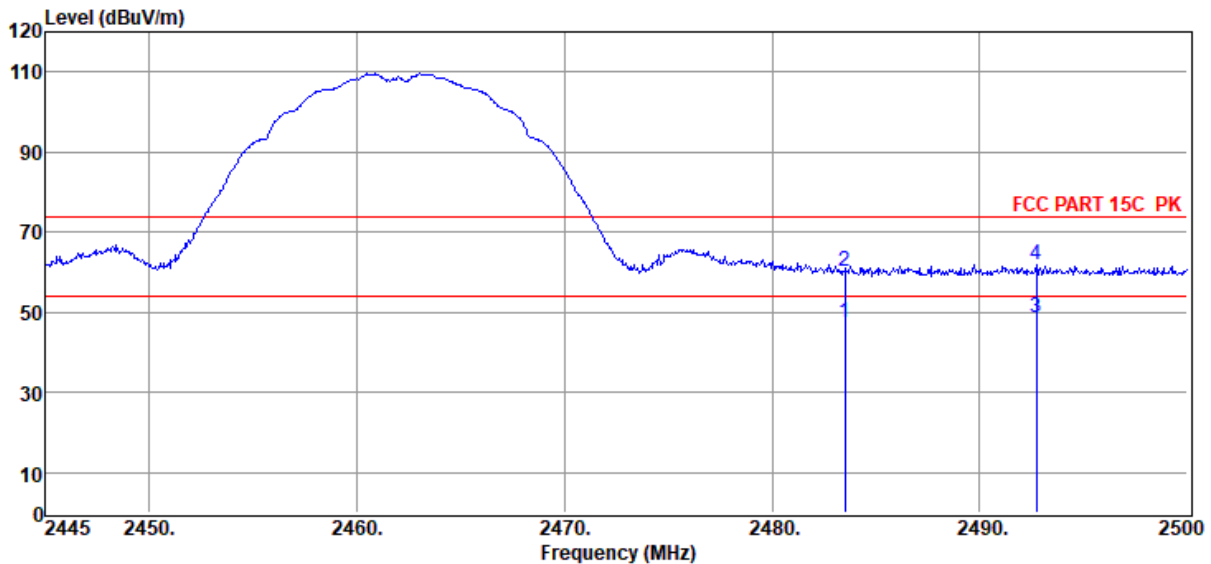
Test Mode : Tx mode

Condition : Temp:24.5°C,Humi:55%,Press:100.1kPa

Antenna/Distance : 2021 BBHA 9120D 3#/3m/VERTICAL

Memo : 11B 2462 ANT2

Data: 13



Item (Mark)	Freq. (MHz)	Read Level (dBμV)	Antenna Factor (dB/m)	PRM Factor (dB)	Cable Loss (dB)	Filter Factor (dB)	Result Level (dBμV/m)	Limit Line (dBμV/m)	Over Limit (dB)	Detector	Polarization
1	2483.50	17.56	27.57	0.00	1.74	0.73	47.60	54.00	-6.40	Average	VERTICAL
2	2483.50	30.01	27.57	0.00	1.74	0.73	60.05	74.00	-13.95	Peak	VERTICAL
3	2492.74	18.62	27.59	0.00	1.74	0.73	48.68	54.00	-5.32	Average	VERTICAL
4	2492.74	31.76	27.59	0.00	1.74	0.73	61.82	74.00	-12.18	Peak	VERTICAL

Note: 1. Result Level = Read Level + Antenna Factor + Cable loss + Filter Factor - PRM Factor.

2. If Peak Result complies with AV limit, AV Result is deemed to comply with AV limit.

3. Test setup: RBW: 1 MHz, VBW: 3 MHz, Sweep time: auto.

TR-4-E-009 Radiated Emission Test Result

Test Site : DDT 3m Chamber 3#

D:\E3 6.111\2022 Report Data\Q21123009-2E BAR500\FCC ABOVE 1G 2.4GWIFI.EM6

Test Date : 2022-03-09

Tested By : Kennys Zhang

EUT : Multi-Channel Soundbar with wireless subwoofer

Model Number : BAR 500

Power Supply : AC 120V/60Hz

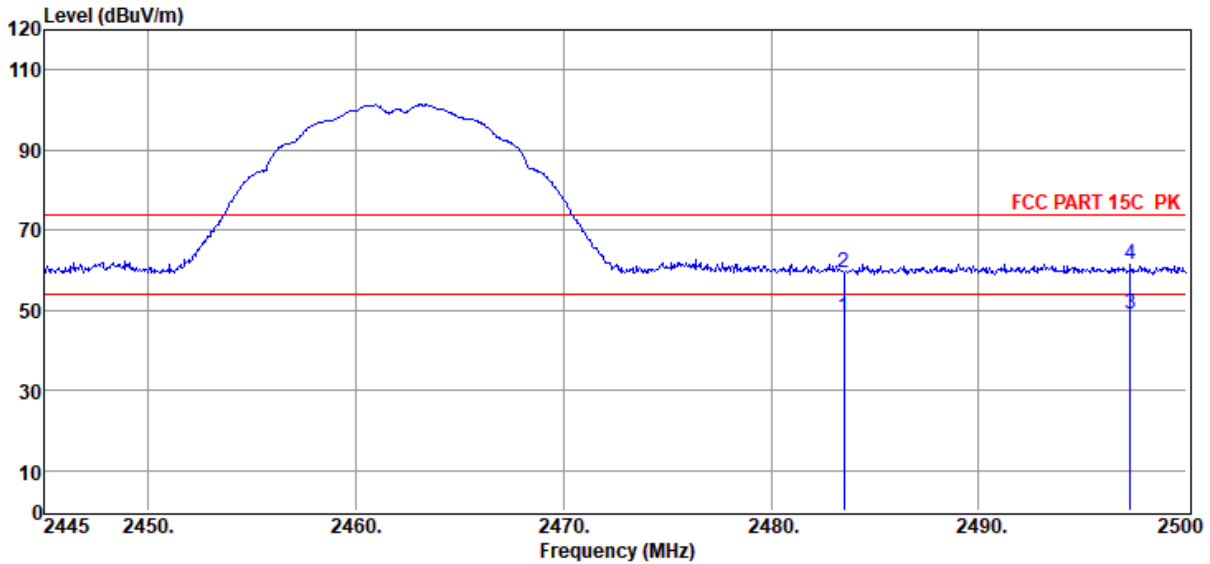
Test Mode : Tx mode

Condition : Temp:24.5°C,Humi:55%,Press:100.1kPa

Antenna/Distance : 2021 BBHA 9120D
3#/3m/HORIZONTAL

Memo : 11B 2462 ANT2

Data: 14



Item (Mark)	Freq. (MHz)	Read Level (dBμV)	Antenna Factor (dB/m)	PRM Factor (dB)	Cable Loss (dB)	Filter Factor (dB)	Result Level (dBμV/m)	Limit Line (dBμV/m)	Over Limit (dB)	Detector	Polarization
1	2483.50	18.29	27.57	0.00	1.74	0.73	48.33	54.00	-5.67	Average	HORIZONTAL
2	2483.50	29.44	27.57	0.00	1.74	0.73	59.48	74.00	-14.52	Peak	HORIZONTAL
3	2497.31	18.94	27.60	0.00	1.74	0.73	49.01	54.00	-4.99	Average	HORIZONTAL
4	2497.31	31.45	27.60	0.00	1.74	0.73	61.52	74.00	-12.48	Peak	HORIZONTAL

Note: 1. Result Level = Read Level + Antenna Factor + Cable loss + Filter Factor - PRM Factor.

2. If Peak Result complies with AV limit, AV Result is deemed to comply with AV limit.

3. Test setup: RBW: 1 MHz, VBW: 3 MHz, Sweep time: auto.

TR-4-E-009 Radiated Emission Test Result

Test Site : DDT 3m Chamber 3#

D:\E3 6.111\2022 Report Data\Q21123009-2E BAR500\FCC ABOVE 1G 2.4GWIFI.EM6

Test Date : 2022-03-09

Tested By : Kennys Zhang

EUT : Multi-Channel Soundbar with wireless subwoofer

Model Number : BAR 500

Power Supply : AC 120V/60Hz

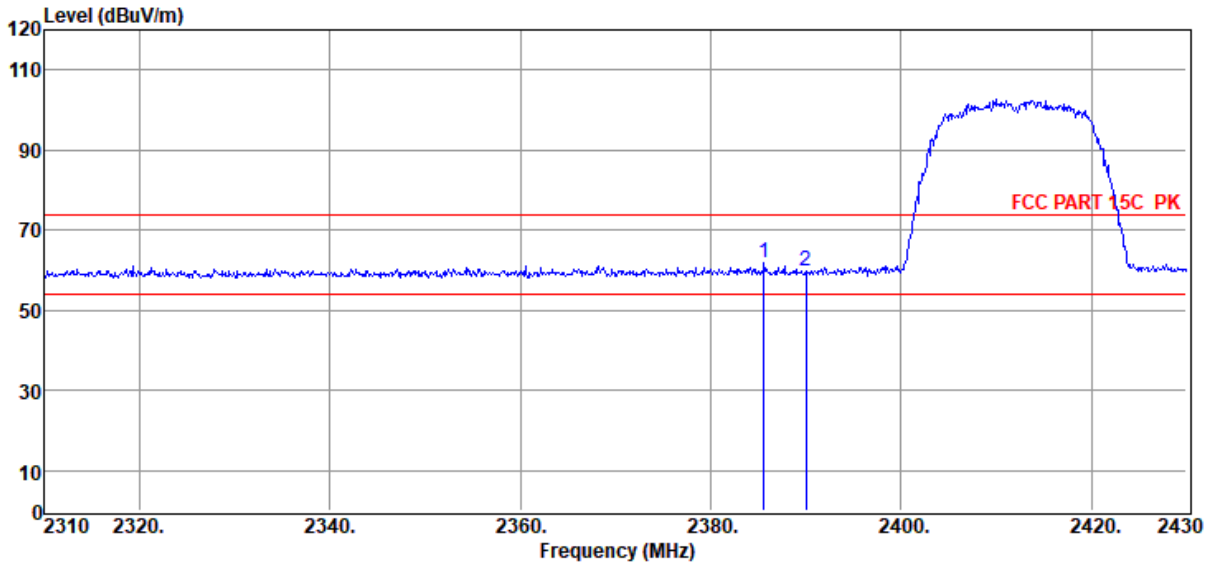
Test Mode : Tx mode

Condition : Temp:24.5°C,Humi:55%,Press:100.1kPa

Antenna/Distance : 2021 BBHA 9120D
3#/3m/HORIZONTAL

Memo : 11G 2412 ANT1 power 14

Data: 15



Item (Mark)	Freq. (MHz)	Read Level (dBuV)	Antenna Factor (dB/m)	PRM Factor (dB)	Cable Loss (dB)	Filter Factor (dB)	Result Level (dBuV/m)	Limit Line (dBuV/m)	Over Limit (dB)	Detector	Polarization
1	2385.60	32.01	27.39	0.00	1.71	0.72	61.83	74.00	-12.17	Peak	HORIZONTAL
2	2390.04	29.80	27.40	0.00	1.71	0.72	59.63	74.00	-14.37	Peak	HORIZONTAL

- Note: 1. Result Level = Read Level + Antenna Factor + Cable loss + Filter Factor - PRM Factor.
 2. If Peak Result complies with AV limit, AV Result is deemed to comply with AV limit.
 3. Test setup: RBW: 1 MHz, VBW: 3 MHz, Sweep time: auto.

TR-4-E-009 Radiated Emission Test Result

Test Site : DDT 3m Chamber 3#

D:\E3 6.111\2022 Report Data\Q21123009-2E BAR500\FCC ABOVE 1G 2.4GWIFI.EM6

Test Date : 2022-03-09

Tested By : Kennys Zhang

EUT : Multi-Channel Soundbar with wireless subwoofer

Model Number : BAR 500

Power Supply : AC 120V/60Hz

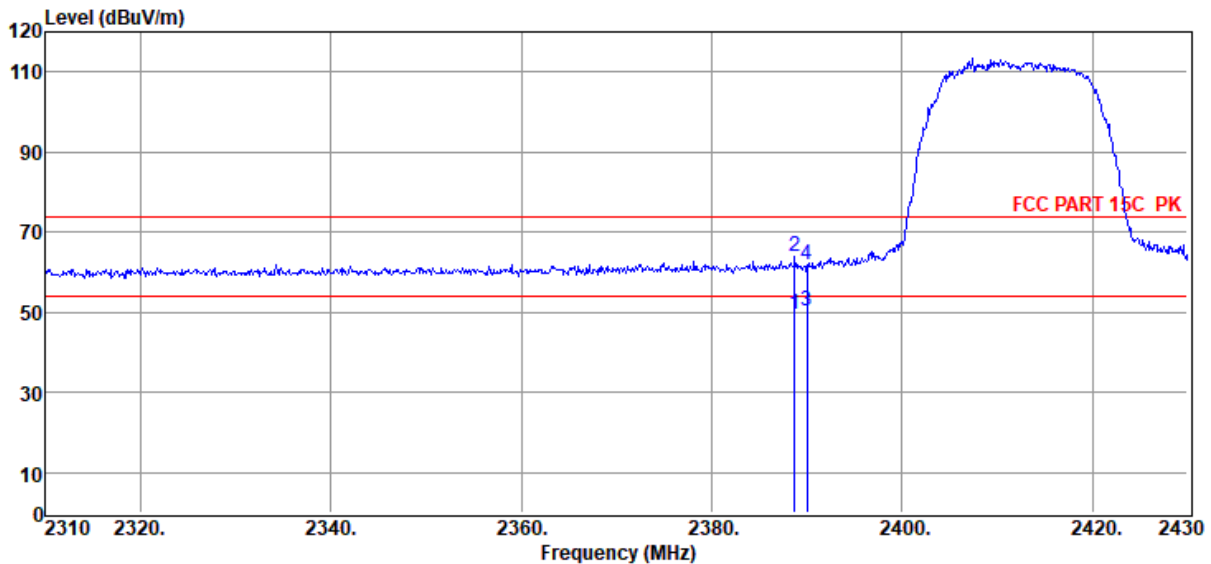
Test Mode : Tx mode

Condition : Temp:24.5°C,Humi:55%,Press:100.1kPa

Antenna/Distance : 2021 BBHA 9120D 3#/3m/VERTICAL

Memo : 11G 2412 ANT1 power 14

Data: 16



Item (Mark)	Freq. (MHz)	Read Level (dBuV)	Antenna Factor (dB/m)	PRM Factor (dB)	Cable Loss (dB)	Filter Factor (dB)	Result Level (dBuV/m)	Limit Line (dBuV/m)	Over Limit (dB)	Detector	Polarization
1	2388.72	19.64	27.40	0.00	1.71	0.72	49.47	54.00	-4.53	Average	VERTICAL
2	2388.72	34.00	27.40	0.00	1.71	0.72	63.83	74.00	-10.17	Peak	VERTICAL
3	2390.04	20.35	27.40	0.00	1.71	0.72	50.18	54.00	-3.82	Average	VERTICAL
4	2390.04	32.17	27.40	0.00	1.71	0.72	62.00	74.00	-12.00	Peak	VERTICAL

Note: 1. Result Level = Read Level + Antenna Factor + Cable loss + Filter Factor - PRM Factor.

2. If Peak Result complies with AV limit, AV Result is deemed to comply with AV limit.

3. Test setup: RBW: 1 MHz, VBW: 3 MHz, Sweep time: auto.

TR-4-E-009 Radiated Emission Test Result

Test Site : DDT 3m Chamber 3#

D:\E3 6.111\2022 Report Data\Q21123009-2E BAR500\FCC ABOVE 1G 2.4GWIFI.EM6

Test Date : 2022-03-09

Tested By : Kennys Zhang

EUT : Multi-Channel Soundbar with wireless subwoofer

Model Number : BAR 500

Power Supply : AC 120V/60Hz

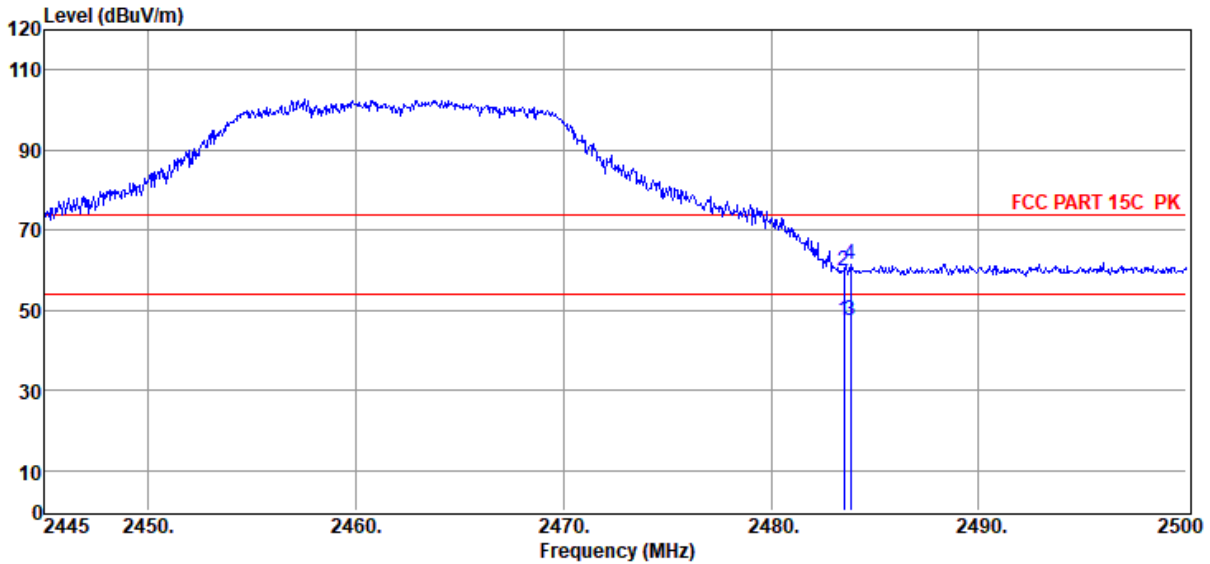
Test Mode : Tx mode

Condition : Temp:24.5°C,Humi:55%,Press:100.1kPa

Antenna/Distance : 2021 BBHA 9120D
3#/3m/HORIZONTAL

Memo : 11G 2462 ANT1 power 14

Data: 19



Item (Mark)	Freq. (MHz)	Read Level (dBμV)	Antenna Factor (dB/m)	PRM Factor (dB)	Cable Loss (dB)	Filter Factor (dB)	Result Level (dBμV/m)	Limit Line (dBμV/m)	Over Limit (dB)	Detector	Polarization
1	2483.50	17.52	27.57	0.00	1.74	0.73	47.56	54.00	-6.44	Average	HORIZONTAL
2	2483.50	29.62	27.57	0.00	1.74	0.73	59.66	74.00	-14.34	Peak	HORIZONTAL
3	2483.83	17.28	27.57	0.00	1.74	0.73	47.32	54.00	-6.68	Average	HORIZONTAL
4	2483.83	31.53	27.57	0.00	1.74	0.73	61.57	74.00	-12.43	Peak	HORIZONTAL

Note: 1. Result Level = Read Level + Antenna Factor + Cable loss + Filter Factor - PRM Factor.

2. If Peak Result complies with AV limit, AV Result is deemed to comply with AV limit.

3. Test setup: RBW: 1 MHz, VBW: 3 MHz, Sweep time: auto.

TR-4-E-009 Radiated Emission Test Result

Test Site : DDT 3m Chamber 3#

D:\E3 6.111\2022 Report Data\Q21123009-2E BAR500\FCC ABOVE 1G 2.4GWIFI.EM6

Test Date : 2022-03-09

Tested By : Kennys Zhang

EUT : Multi-Channel Soundbar with wireless subwoofer

Model Number : BAR 500

Power Supply : AC 120V/60Hz

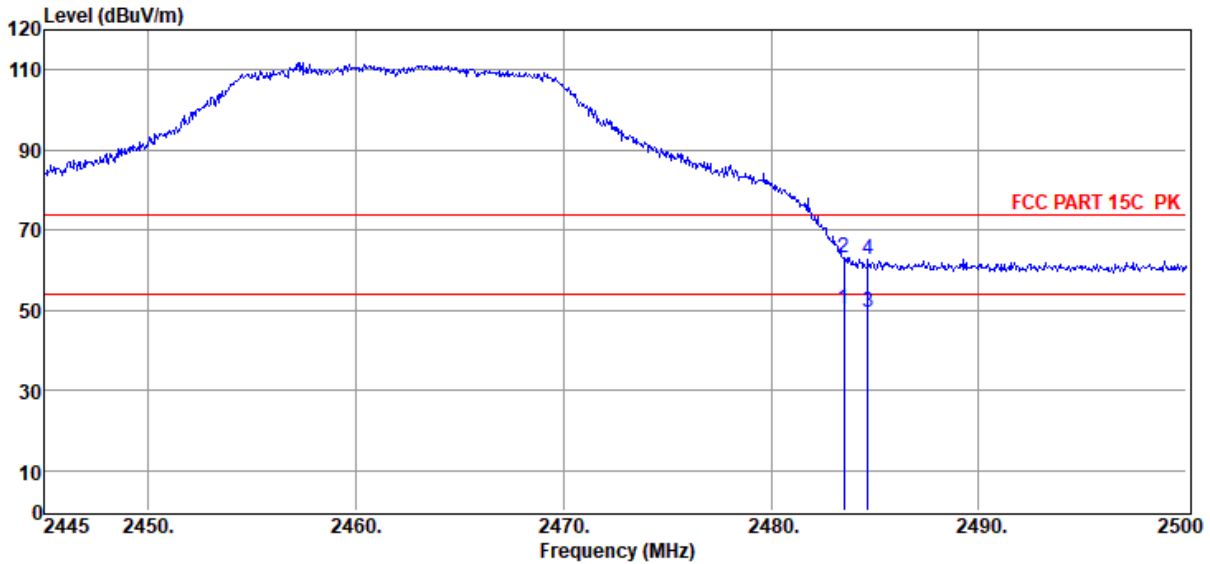
Test Mode : Tx mode

Condition : Temp:24.5°C,Humi:55%,Press:100.1kPa

Antenna/Distance : 2021 BBHA 9120D 3#/3m/VERTICAL

Memo : 11G 2462 ANT1 power 14

Data: 20



Item (Mark)	Freq. (MHz)	Read Level (dBμV)	Antenna Factor (dB/m)	PRM Factor (dB)	Cable Loss (dB)	Filter Factor (dB)	Result Level (dBμV/m)	Limit Line (dBμV/m)	Over Limit (dB)	Detector	Polarization
1	2483.50	20.42	27.57	0.00	1.74	0.73	50.46	54.00	-3.54	Average	VERTICAL
2	2483.50	33.06	27.57	0.00	1.74	0.73	63.10	74.00	-10.90	Peak	VERTICAL
3	2484.66	19.58	27.57	0.00	1.74	0.73	49.62	54.00	-4.38	Average	VERTICAL
4	2484.66	32.61	27.57	0.00	1.74	0.73	62.65	74.00	-11.35	Peak	VERTICAL

Note: 1. Result Level = Read Level + Antenna Factor + Cable loss + Filter Factor - PRM Factor.

2. If Peak Result complies with AV limit, AV Result is deemed to comply with AV limit.

3. Test setup: RBW: 1 MHz, VBW: 3 MHz, Sweep time: auto.

TR-4-E-009 Radiated Emission Test Result

Test Site : DDT 3m Chamber 3#

D:\E3 6.111\2022 Report Data\Q21123009-2E BAR500\FCC ABOVE 1G 2.4GWIFI.EM6

Test Date : 2022-03-09

Tested By : Kennys Zhang

EUT : Multi-Channel Soundbar with wireless subwoofer

Model Number : BAR 500

Power Supply : AC 120V/60Hz

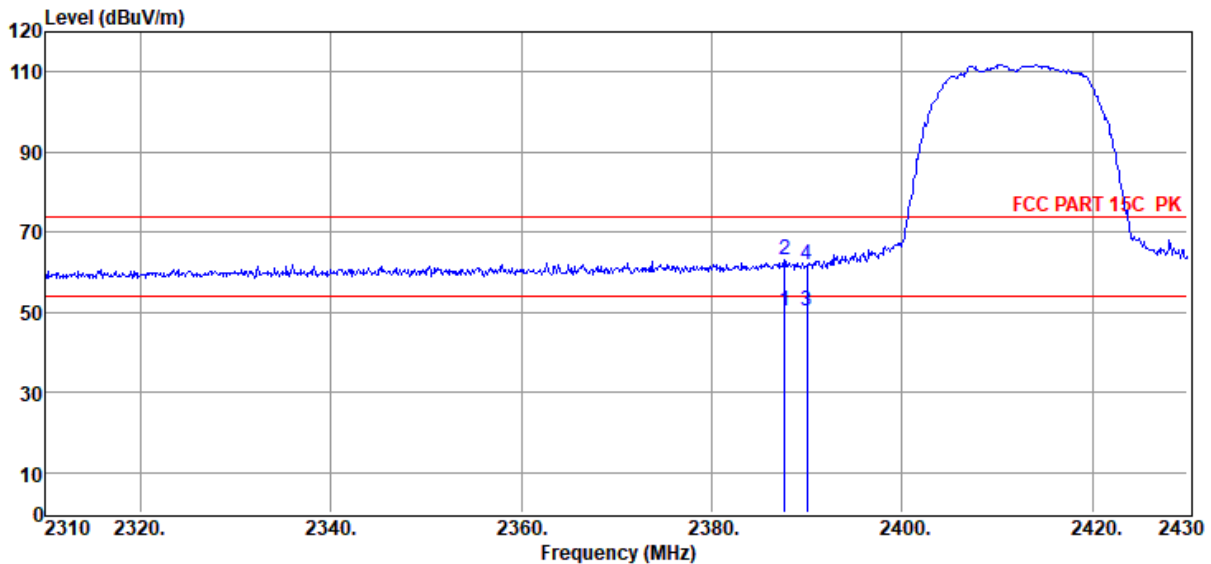
Test Mode : Tx mode

Condition : Temp:24.5°C,Humi:55%,Press:100.1kPa

Antenna/Distance : 2021 BBHA 9120D 3#/3m/VERTICAL

Memo : 11G 2412 ANT2

Data: 17



Item (Mark)	Freq. (MHz)	Read Level (dBμV)	Antenna Factor (dB/m)	PRM Factor (dB)	Cable Loss (dB)	Filter Factor (dB)	Result Level (dBμV/m)	Limit Line (dBμV/m)	Over Limit (dB)	Detector	Polarization
1	2387.64	20.54	27.40	0.00	1.71	0.72	50.37	54.00	-3.63	Average	VERTICAL
2	2387.64	33.40	27.40	0.00	1.71	0.72	63.23	74.00	-10.77	Peak	VERTICAL
3	2390.04	20.61	27.40	0.00	1.71	0.72	50.44	54.00	-3.56	Average	VERTICAL
4	2390.04	32.22	27.40	0.00	1.71	0.72	62.05	74.00	-11.95	Peak	VERTICAL

Note: 1. Result Level = Read Level + Antenna Factor + Cable loss + Filter Factor - PRM Factor.

2. If Peak Result complies with AV limit, AV Result is deemed to comply with AV limit.

3. Test setup: RBW: 1 MHz, VBW: 3 MHz, Sweep time: auto.

TR-4-E-009 Radiated Emission Test Result

Test Site : DDT 3m Chamber 3#

D:\E3 6.111\2022 Report Data\Q21123009-2E BAR500\FCC ABOVE 1G 2.4GWIFI.EM6

Test Date : 2022-03-09

Tested By : Kennys Zhang

EUT : Multi-Channel Soundbar with wireless subwoofer

Model Number : BAR 500

Power Supply : AC 120V/60Hz

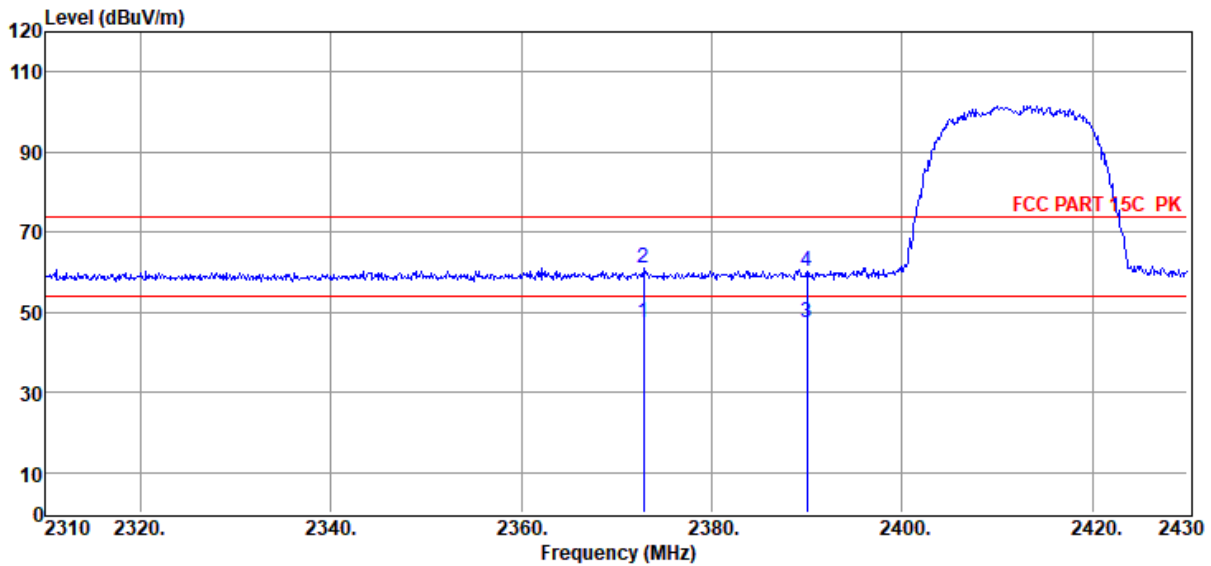
Test Mode : Tx mode

Condition : Temp:24.5°C,Humi:55%,Press:100.1kPa

Antenna/Distance : 2021 BBHA 9120D
3#/3m/HORIZONTAL

Memo : 11G 2412 ANT2

Data: 18



Item (Mark)	Freq. (MHz)	Read Level (dBμV)	Antenna Factor (dB/m)	PRM Factor (dB)	Cable Loss (dB)	Filter Factor (dB)	Result Level (dBμV/m)	Limit Line (dBμV/m)	Over Limit (dB)	Detector	Polarization
1	2372.88	17.44	27.37	0.00	1.70	0.72	47.23	54.00	-6.77	Average	HORIZONTAL
2	2372.88	31.37	27.37	0.00	1.70	0.72	61.16	74.00	-12.84	Peak	HORIZONTAL
3	2390.04	17.58	27.40	0.00	1.71	0.72	47.41	54.00	-6.59	Average	HORIZONTAL
4	2390.04	30.39	27.40	0.00	1.71	0.72	60.22	74.00	-13.78	Peak	HORIZONTAL

Note: 1. Result Level = Read Level + Antenna Factor + Cable loss + Filter Factor - PRM Factor.

2. If Peak Result complies with AV limit, AV Result is deemed to comply with AV limit.

3. Test setup: RBW: 1 MHz, VBW: 3 MHz, Sweep time: auto.

TR-4-E-009 Radiated Emission Test Result

Test Site : DDT 3m Chamber 3#

D:\E3 6.111\2022 Report Data\Q21123009-2E BAR500\FCC ABOVE 1G 2.4GWIFI.EM6

Test Date : 2022-03-09

Tested By : Kennys Zhang

EUT : Multi-Channel Soundbar with wireless subwoofer

Model Number : BAR 500

Power Supply : AC 120V/60Hz

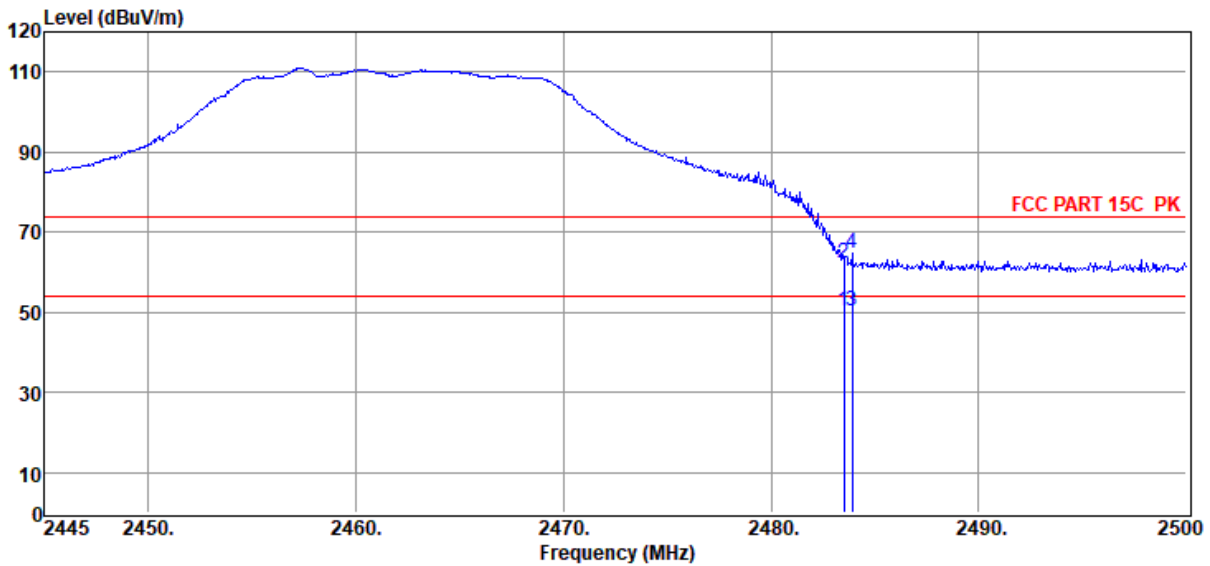
Test Mode : Tx mode

Condition : Temp:24.5°C,Humi:55%,Press:100.1kPa

Antenna/Distance : 2021 BBHA 9120D 3#/3m/VERTICAL

Memo : 11G 2462 ANT2

Data: 21



Item (Mark)	Freq. (MHz)	Read Level (dBμV)	Antenna Factor (dB/m)	PRM Factor (dB)	Cable Loss (dB)	Filter Factor (dB)	Result Level (dBμV/m)	Limit Line (dBμV/m)	Over Limit (dB)	Detector	Polarization
1	2483.50	20.23	27.57	0.00	1.74	0.73	50.27	54.00	-3.73	Average	VERTICAL
2	2483.50	32.24	27.57	0.00	1.74	0.73	62.28	74.00	-11.72	Peak	VERTICAL
3	2483.89	20.45	27.57	0.00	1.74	0.73	50.49	54.00	-3.51	Average	VERTICAL
4	2483.89	34.58	27.57	0.00	1.74	0.73	64.62	74.00	-9.38	Peak	VERTICAL

Note: 1. Result Level = Read Level + Antenna Factor + Cable loss + Filter Factor - PRM Factor.

2. If Peak Result complies with AV limit, AV Result is deemed to comply with AV limit.

3. Test setup: RBW: 1 MHz, VBW: 3 MHz, Sweep time: auto.

TR-4-E-009 Radiated Emission Test Result

Test Site : DDT 3m Chamber 3#

D:\E3 6.111\2022 Report Data\Q21123009-2E BAR500\FCC ABOVE 1G 2.4GWIFI.EM6

Test Date : 2022-03-09

Tested By : Kennys Zhang

EUT : Multi-Channel Soundbar with wireless subwoofer

Model Number : BAR 500

Power Supply : AC 120V/60Hz

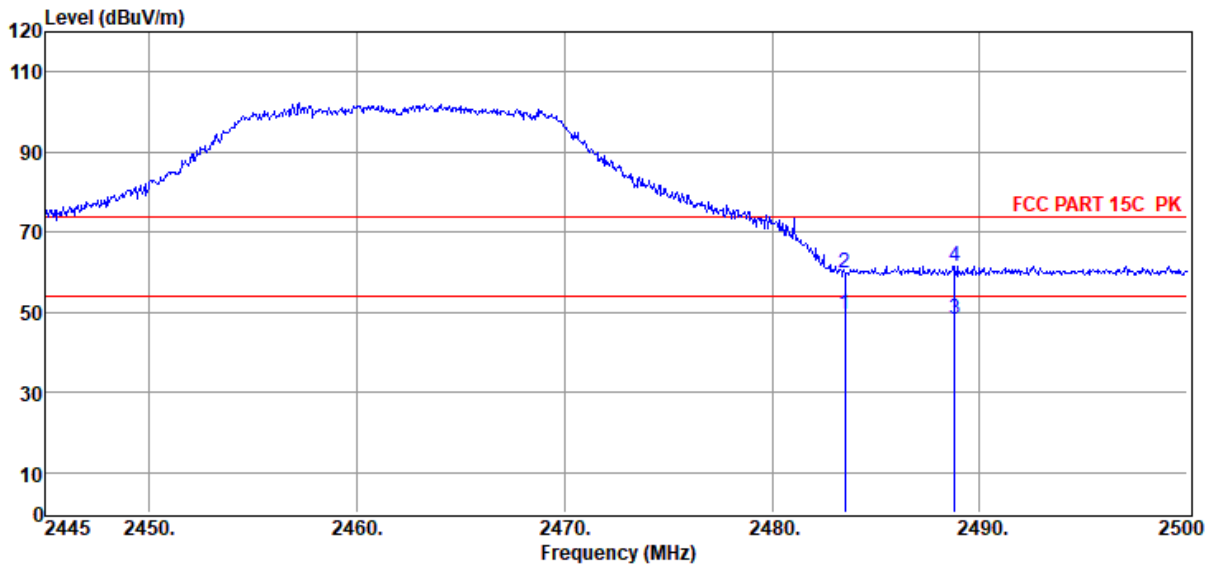
Test Mode : Tx mode

Condition : Temp:24.5°C,Humi:55%,Press:100.1kPa

Antenna/Distance : 2021 BBHA 9120D
3#/3m/HORIZONTAL

Memo : 11G 2462 ANT2

Data: 22



Item (Mark)	Freq. (MHz)	Read Level (dBuV)	Antenna Factor (dB/m)	PRM Factor (dB)	Cable Loss (dB)	Filter Factor (dB)	Result Level (dBuV/m)	Limit Line (dBuV/m)	Over Limit (dB)	Detector	Polarization
1	2483.50	19.54	27.57	0.00	1.74	0.73	49.58	54.00	-4.42	Average	HORIZONTAL
2	2483.50	29.76	27.57	0.00	1.74	0.73	59.80	74.00	-14.20	Peak	HORIZONTAL
3	2488.78	18.26	27.58	0.00	1.74	0.73	48.31	54.00	-5.69	Average	HORIZONTAL
4	2488.78	31.48	27.58	0.00	1.74	0.73	61.53	74.00	-12.47	Peak	HORIZONTAL

Note: 1. Result Level = Read Level + Antenna Factor + Cable loss + Filter Factor - PRM Factor.

2. If Peak Result complies with AV limit, AV Result is deemed to comply with AV limit.

3. Test setup: RBW: 1 MHz, VBW: 3 MHz, Sweep time: auto.

TR-4-E-009 Radiated Emission Test Result

Test Site : DDT 3m Chamber 3#

D:\E3 6.111\2022 Report Data\Q21123009-2E BAR500\FCC ABOVE 1G 2.4GWIFI.EM6

Test Date : 2022-03-09

Tested By : Kennys Zhang

EUT : Multi-Channel Soundbar with wireless subwoofer

Model Number : BAR 500

Power Supply : AC 120V/60Hz

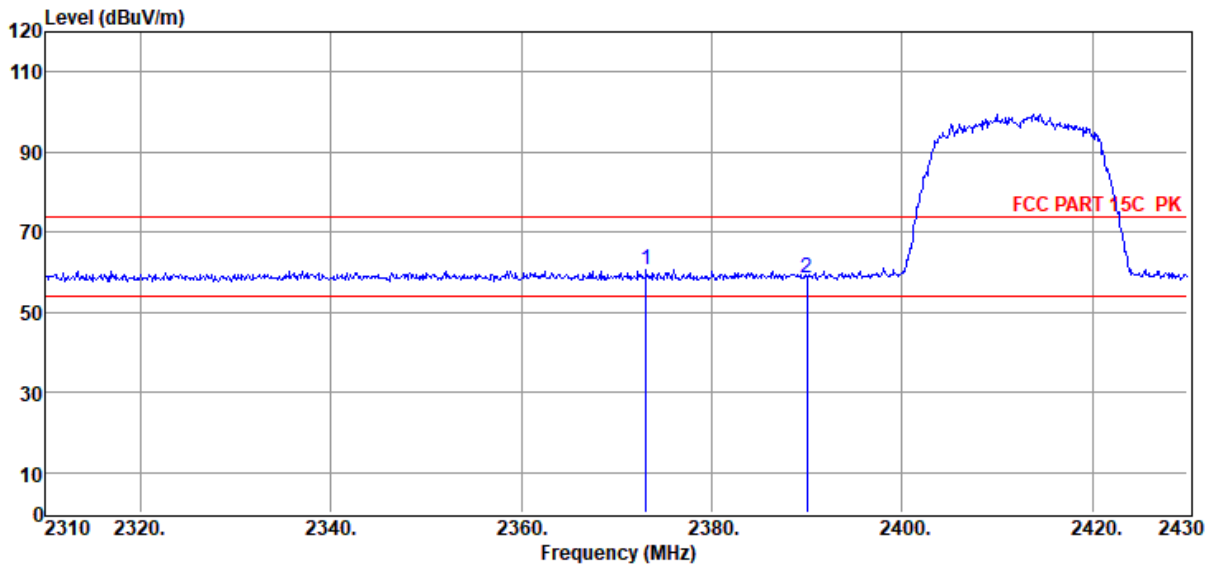
Test Mode : Tx mode

Condition : Temp:24.5°C,Humi:55%,Press:100.1kPa

Antenna/Distance : 2021 BBHA 9120D
3#/3m/HORIZONTAL

Memo : 11N20 2412

Data: 23



Item (Mark)	Freq. (MHz)	Read Level (dBuV)	Antenna Factor (dB/m)	PRM Factor (dB)	Cable Loss (dB)	Filter Factor (dB)	Result Level (dBuV/m)	Limit Line (dBuV/m)	Over Limit (dB)	Detector	Polarization
1	2373.12	50.37	27.37	39.59	1.70	0.72	60.57	74.00	-13.43	Peak	HORIZONTAL
2	2390.04	48.26	27.40	39.60	1.71	0.72	58.49	74.00	-15.51	Peak	HORIZONTAL

Note: 1. Result Level = Read Level + Antenna Factor + Cable loss + Filter Factor - PRM Factor.

2. If Peak Result complies with AV limit, AV Result is deemed to comply with AV limit.

3. Test setup: RBW: 1 MHz, VBW: 3 MHz, Sweep time: auto.

TR-4-E-009 Radiated Emission Test Result

Test Site : DDT 3m Chamber 3#

D:\E3 6.111\2022 Report Data\Q21123009-2E BAR500\FCC ABOVE 1G 2.4GWIFI.EM6

Test Date : 2022-03-09

Tested By : Kennys Zhang

EUT : Multi-Channel Soundbar with wireless subwoofer

Model Number : BAR 500

Power Supply : AC 120V/60Hz

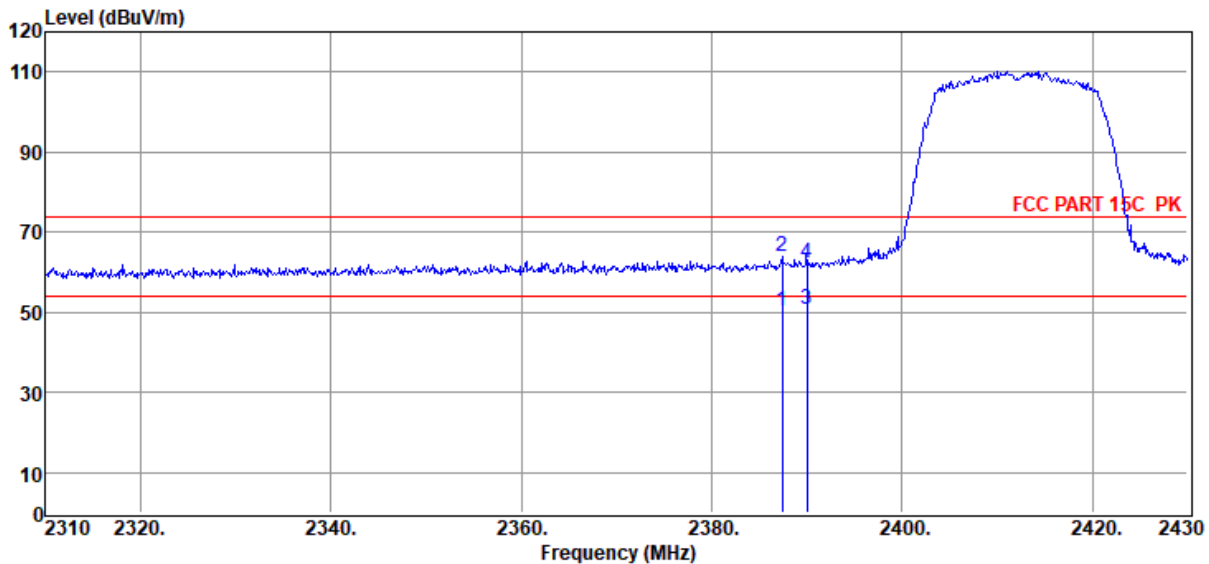
Test Mode : Tx mode

Condition : Temp:24.5°C,Humi:55%,Press:100.1kPa

Antenna/Distance : 2021 BBHA 9120D 3#/3m/VERTICAL

Memo : 11N20 2412

Data: 24



Item (Mark)	Freq. (MHz)	Read Level (dBμV)	Antenna Factor (dB/m)	PRM Factor (dB)	Cable Loss (dB)	Filter Factor (dB)	Result Level (dBμV/m)	Limit Line (dBμV/m)	Over Limit (dB)	Detector	Polarization
1	2387.40	40.25	27.40	39.59	1.71	0.72	50.49	54.00	-3.51	Average	VERTICAL
2	2387.40	53.84	27.40	39.59	1.71	0.72	64.08	74.00	-9.92	Peak	VERTICAL
3	2390.04	40.31	27.40	39.60	1.71	0.72	50.54	54.00	-3.46	Average	VERTICAL
4	2390.04	51.88	27.40	39.60	1.71	0.72	62.11	74.00	-11.89	Peak	VERTICAL

Note: 1. Result Level = Read Level + Antenna Factor + Cable loss + Filter Factor - PRM Factor.

2. If Peak Result complies with AV limit, AV Result is deemed to comply with AV limit.

3. Test setup: RBW: 1 MHz, VBW: 3 MHz, Sweep time: auto.

TR-4-E-009 Radiated Emission Test Result

Test Site : DDT 3m Chamber 3#

D:\E3 6.111\2022 Report Data\Q21123009-2E BAR500\FCC ABOVE 1G 2.4GWIFI.EM6

Test Date : 2022-03-09

Tested By : Kennys Zhang

EUT : Multi-Channel Soundbar with wireless subwoofer

Model Number : BAR 500

Power Supply : AC 120V/60Hz

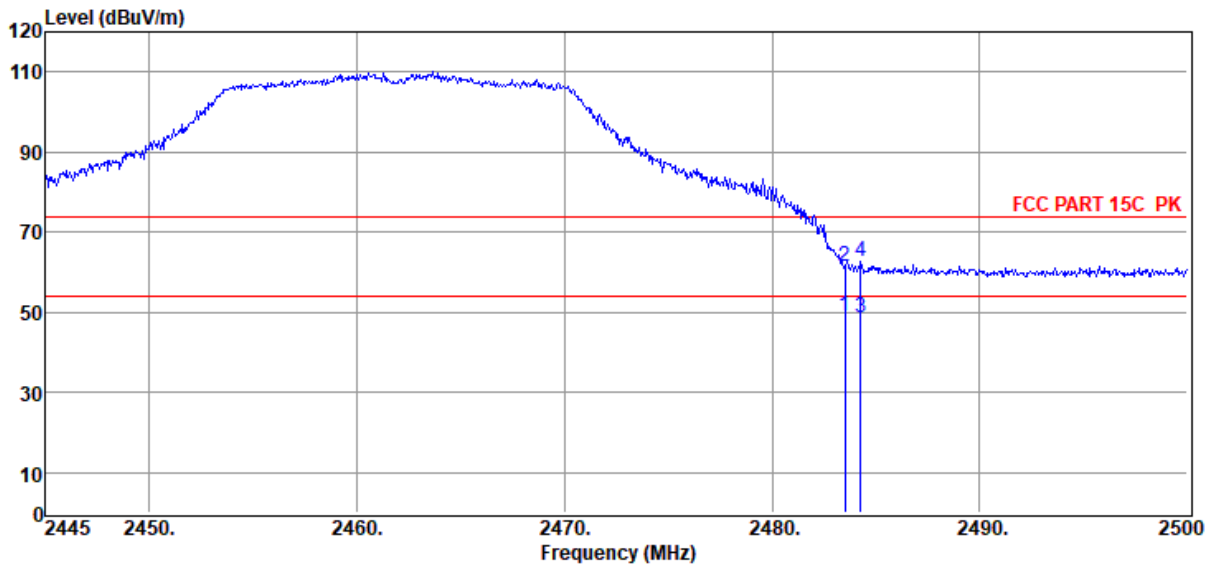
Test Mode : Tx mode

Condition : Temp:24.5°C,Humi:55%,Press:100.1kPa

Antenna/Distance : 2021 BBHA 9120D 3#/3m/VERTICAL

Memo : 11N20 2462

Data: 25



Item (Mark)	Freq. (MHz)	Read Level (dBμV)	Antenna Factor (dB/m)	PRM Factor (dB)	Cable Loss (dB)	Filter Factor (dB)	Result Level (dBμV/m)	Limit Line (dBμV/m)	Over Limit (dB)	Detector	Polarization
1	2483.50	38.63	27.57	39.64	1.74	0.73	49.03	54.00	-4.97	Average	VERTICAL
2	2483.50	51.20	27.57	39.64	1.74	0.73	61.60	74.00	-12.40	Peak	VERTICAL
3	2484.27	38.16	27.57	39.64	1.74	0.73	48.56	54.00	-5.44	Average	VERTICAL
4	2484.27	52.11	27.57	39.64	1.74	0.73	62.51	74.00	-11.49	Peak	VERTICAL

Note: 1. Result Level = Read Level + Antenna Factor + Cable loss + Filter Factor - PRM Factor.

2. If Peak Result complies with AV limit, AV Result is deemed to comply with AV limit.

3. Test setup: RBW: 1 MHz, VBW: 3 MHz, Sweep time: auto.

TR-4-E-009 Radiated Emission Test Result

Test Site : DDT 3m Chamber 3#

D:\E3 6.111\2022 Report Data\Q21123009-2E BAR500\FCC ABOVE 1G 2.4GWIFI.EM6

Test Date : 2022-03-09

Tested By : Kennys Zhang

EUT : Multi-Channel Soundbar with wireless subwoofer

Model Number : BAR 500

Power Supply : AC 120V/60Hz

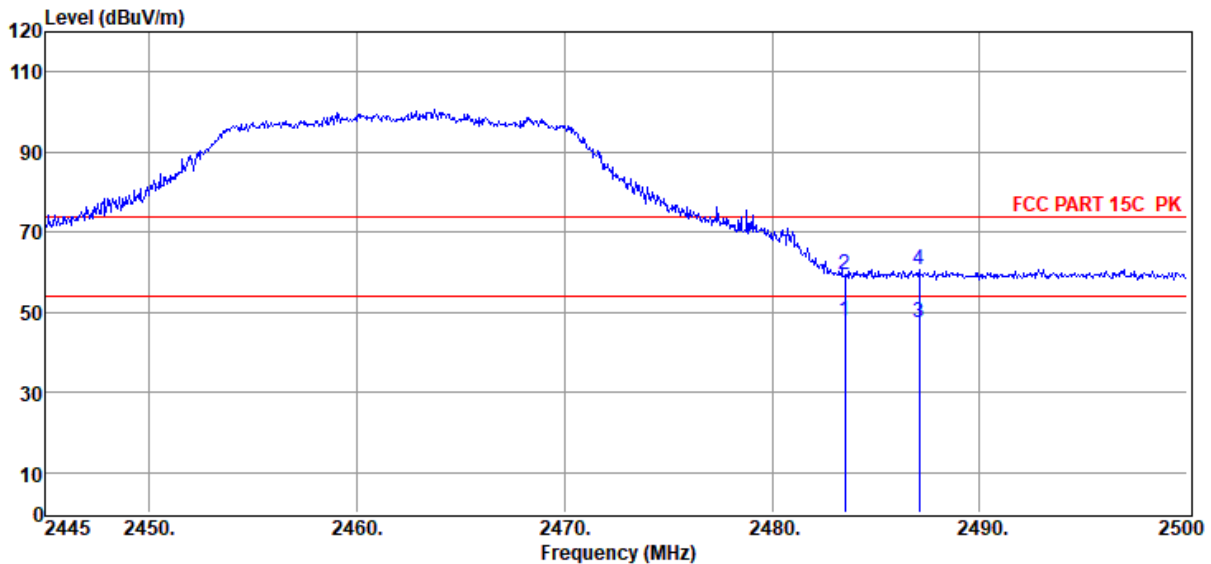
Test Mode : Tx mode

Condition : Temp:24.5°C,Humi:55%,Press:100.1kPa

Antenna/Distance : 2021 BBHA 9120D
3#/3m/HORIZONTAL

Memo : 11N20 2462

Data: 26



Item (Mark)	Freq. (MHz)	Read Level (dBuV)	Antenna Factor (dB/m)	PRM Factor (dB)	Cable Loss (dB)	Filter Factor (dB)	Result Level (dBuV/m)	Limit Line (dBuV/m)	Over Limit (dB)	Detector	Polarization
1	2483.50	37.28	27.57	39.64	1.74	0.73	47.68	54.00	-6.32	Average	HORIZONTAL
2	2483.50	49.01	27.57	39.64	1.74	0.73	59.41	74.00	-14.59	Peak	HORIZONTAL
3	2487.08	37.12	27.58	39.64	1.74	0.73	47.53	54.00	-6.47	Average	HORIZONTAL
4	2487.08	50.34	27.58	39.64	1.74	0.73	60.75	74.00	-13.25	Peak	HORIZONTAL

Note: 1. Result Level = Read Level + Antenna Factor + Cable loss + Filter Factor - PRM Factor.

2. If Peak Result complies with AV limit, AV Result is deemed to comply with AV limit.

3. Test setup: RBW: 1 MHz, VBW: 3 MHz, Sweep time: auto.

TR-4-E-009 Radiated Emission Test Result

Test Site : DDT 3m Chamber 3#

D:\E3 6.111\2022 Report Data\Q21123009-2E BAR500\FCC ABOVE 1G 2.4GWIFI.EM6

Test Date : 2022-03-09

Tested By : Kennys Zhang

EUT : Multi-Channel Soundbar with wireless subwoofer

Model Number : BAR 500

Power Supply : AC 120V/60Hz

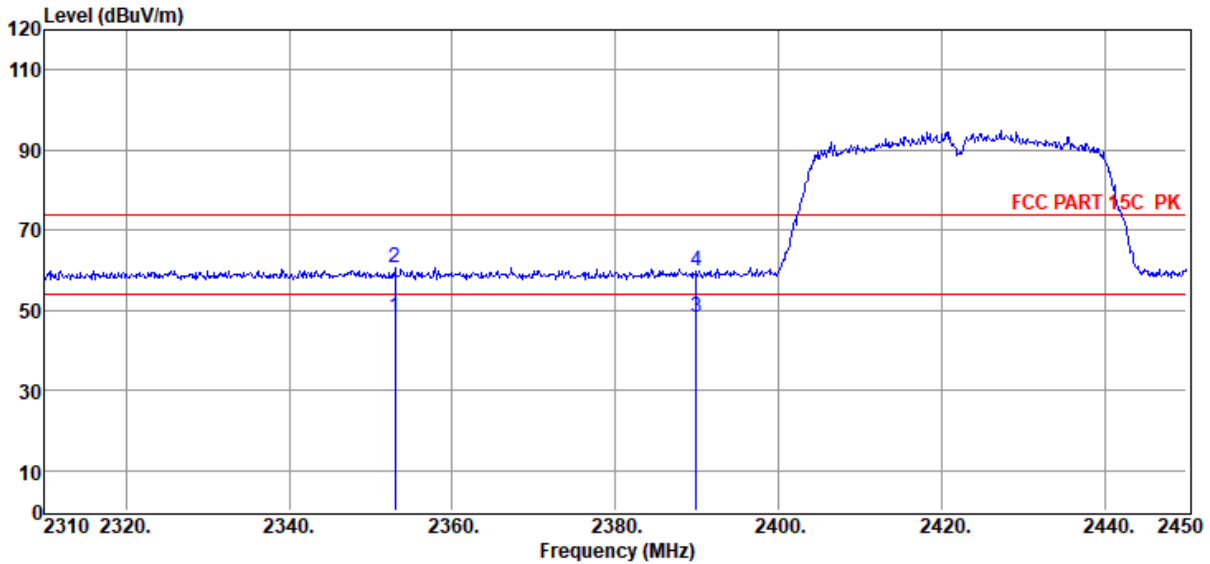
Test Mode : Tx mode

Condition : Temp:24.5°C,Humi:55%,Press:100.1kPa

Antenna/Distance : 2021 BBHA 9120D
3#/3m/HORIZONTAL

Memo : 11N40 2422

Data: 27



Item (Mark)	Freq. (MHz)	Read Level (dBuV)	Antenna Factor (dB/m)	PRM Factor (dB)	Cable Loss (dB)	Filter Factor (dB)	Result Level (dBuV/m)	Limit Line (dBuV/m)	Over Limit (dB)	Detector	Polarization
1	2352.98	38.05	27.34	39.58	1.70	0.72	48.23	54.00	-5.77	Average	HORIZONTAL
2	2352.98	50.60	27.34	39.58	1.70	0.72	60.78	74.00	-13.22	Peak	HORIZONTAL
3	2389.94	38.18	27.40	39.59	1.71	0.72	48.42	54.00	-5.58	Average	HORIZONTAL
4	2389.94	49.66	27.40	39.59	1.71	0.72	59.90	74.00	-14.10	Peak	HORIZONTAL

Note: 1. Result Level = Read Level + Antenna Factor + Cable loss + Filter Factor - PRM Factor.

2. If Peak Result complies with AV limit, AV Result is deemed to comply with AV limit.

3. Test setup: RBW: 1 MHz, VBW: 3 MHz, Sweep time: auto.

TR-4-E-009 Radiated Emission Test Result

Test Site : DDT 3m Chamber 3#

D:\E3 6.111\2022 Report Data\Q21123009-2E BAR500\FCC ABOVE 1G 2.4GWIFI.EM6

Test Date : 2022-03-09

Tested By : Kennys Zhang

EUT : Multi-Channel Soundbar with wireless subwoofer

Model Number : BAR 500

Power Supply : AC 120V/60Hz

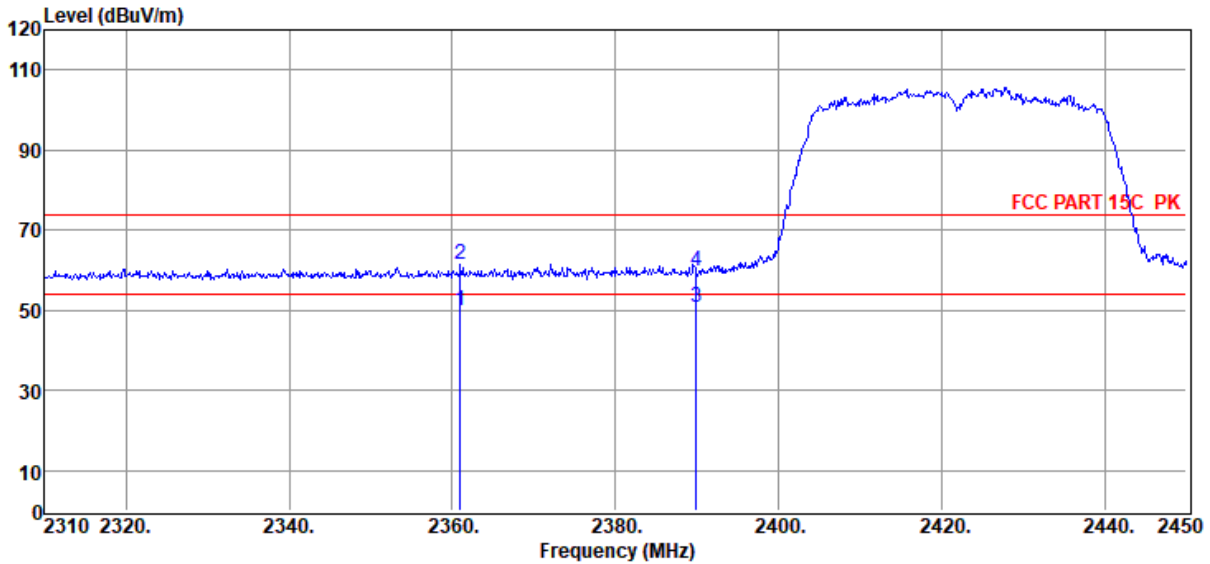
Test Mode : Tx mode

Condition : Temp:24.5°C,Humi:55%,Press:100.1kPa

Antenna/Distance : 2021 BBHA 9120D 3#/3m/VERTICAL

Memo : 11N40 2422

Data: 28



Item (Mark)	Freq. (MHz)	Read Level (dBuV)	Antenna Factor (dB/m)	PRM Factor (dB)	Cable Loss (dB)	Filter Factor (dB)	Result Level (dBuV/m)	Limit Line (dBuV/m)	Over Limit (dB)	Detector	Polarization
1	2360.96	39.84	27.35	39.58	1.70	0.72	50.03	54.00	-3.97	Average	VERTICAL
2	2360.96	51.25	27.35	39.58	1.70	0.72	61.44	74.00	-12.56	Peak	VERTICAL
3	2389.94	40.28	27.40	39.59	1.71	0.72	50.52	54.00	-3.48	Average	VERTICAL
4	2389.94	49.41	27.40	39.59	1.71	0.72	59.65	74.00	-14.35	Peak	VERTICAL

Note: 1. Result Level = Read Level + Antenna Factor + Cable loss + Filter Factor - PRM Factor.

2. If Peak Result complies with AV limit, AV Result is deemed to comply with AV limit.

3. Test setup: RBW: 1 MHz, VBW: 3 MHz, Sweep time: auto.

TR-4-E-009 Radiated Emission Test Result

Test Site : DDT 3m Chamber 3#

D:\E3 6.111\2022 Report Data\Q21123009-2E BAR500\FCC ABOVE 1G 2.4GWIFI.EM6

Test Date : 2022-03-09

Tested By : Kennys Zhang

EUT : Multi-Channel Soundbar with wireless subwoofer

Model Number : BAR 500

Power Supply : AC 120V/60Hz

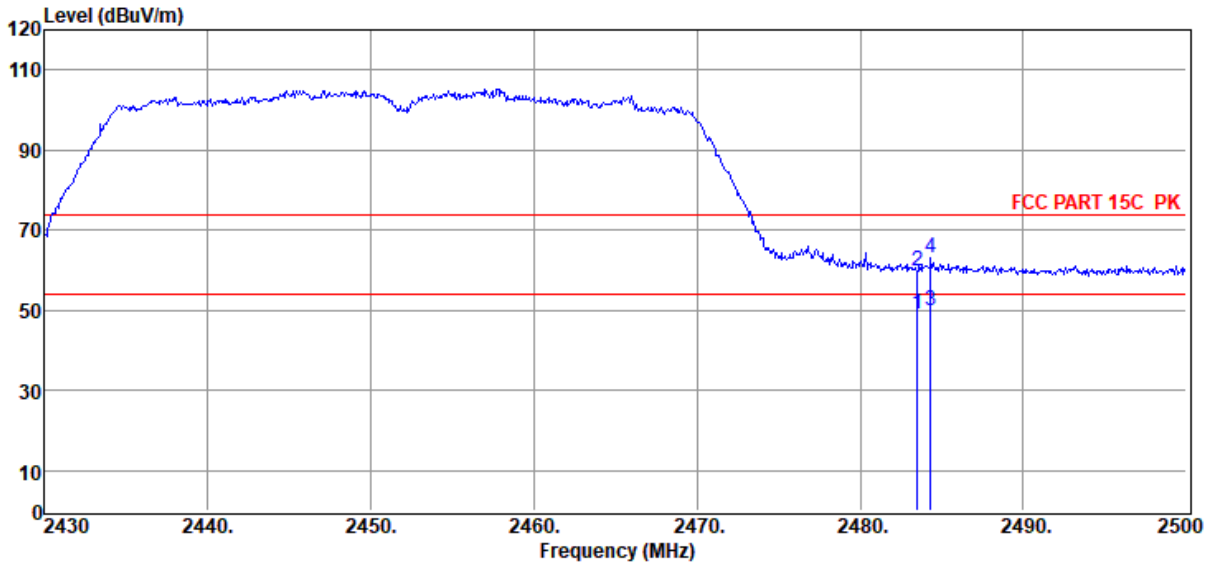
Test Mode : Tx mode

Condition : Temp:24.5°C,Humi:55%,Press:100.1kPa

Antenna/Distance : 2021 BBHA 9120D 3#/3m/VERTICAL

Memo : 11N40 2452

Data: 29



Item (Mark)	Freq. (MHz)	Read Level (dBuV)	Antenna Factor (dB/m)	PRM Factor (dB)	Cable Loss (dB)	Filter Factor (dB)	Result Level (dBuV/m)	Limit Line (dBuV/m)	Over Limit (dB)	Detector	Polarization
1	2483.48	38.48	27.57	39.64	1.74	0.73	48.88	54.00	-5.12	Average	VERTICAL
2	2483.48	49.28	27.57	39.64	1.74	0.73	59.68	74.00	-14.32	Peak	VERTICAL
3	2484.32	39.45	27.57	39.64	1.74	0.73	49.85	54.00	-4.15	Average	VERTICAL
4	2484.32	52.63	27.57	39.64	1.74	0.73	63.03	74.00	-10.97	Peak	VERTICAL

Note: 1. Result Level = Read Level + Antenna Factor + Cable loss + Filter Factor - PRM Factor.

2. If Peak Result complies with AV limit, AV Result is deemed to comply with AV limit.

3. Test setup: RBW: 1 MHz, VBW: 3 MHz, Sweep time: auto.

TR-4-E-009 Radiated Emission Test Result

Test Site : DDT 3m Chamber 3#

D:\E3 6.111\2022 Report Data\Q21123009-2E BAR500\FCC ABOVE 1G 2.4GWIFI.EM6

Test Date : 2022-03-09

Tested By : Kennys Zhang

EUT : Multi-Channel Soundbar with wireless subwoofer

Model Number : BAR 500

Power Supply : AC 120V/60Hz

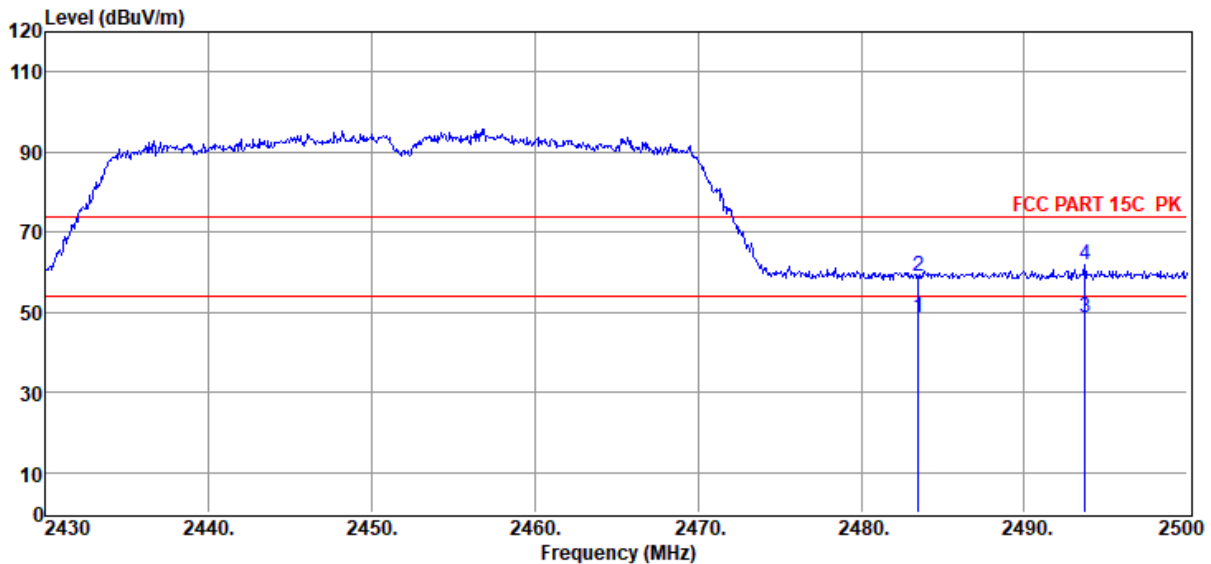
Test Mode : Tx mode

Condition : Temp:24.5°C,Humi:55%,Press:100.1kPa

Antenna/Distance : 2021 BBHA 9120D
3#/3m/HORIZONTAL

Memo : 11N40 2452

Data: 30



Item (Mark)	Freq. (MHz)	Read Level (dBuV)	Antenna Factor (dB/m)	PRM Factor (dB)	Cable Loss (dB)	Filter Factor (dB)	Result Level (dBuV/m)	Limit Line (dBuV/m)	Over Limit (dB)	Detector	Polarization
1	2483.48	38.19	27.57	39.64	1.74	0.73	48.59	54.00	-5.41	Average	HORIZONTAL
2	2483.48	48.75	27.57	39.64	1.74	0.73	59.15	74.00	-14.85	Peak	HORIZONTAL
3	2493.70	38.27	27.59	39.65	1.74	0.73	48.68	54.00	-5.32	Average	HORIZONTAL
4	2493.70	51.28	27.59	39.65	1.74	0.73	61.69	74.00	-12.31	Peak	HORIZONTAL

Note: 1. Result Level = Read Level + Antenna Factor + Cable loss + Filter Factor - PRM Factor.

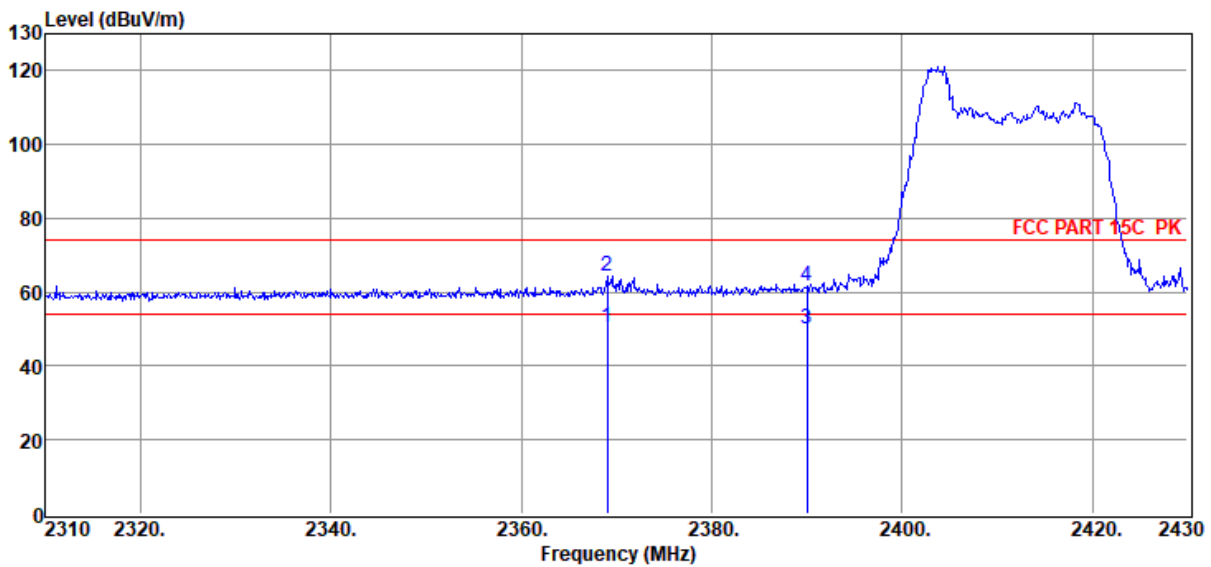
2. If Peak Result complies with AV limit, AV Result is deemed to comply with AV limit.

3. Test setup: RBW: 1 MHz, VBW: 3 MHz, Sweep time: auto.

TR-4-E-009 Radiated Emission Test Result

Test Site : DDT 3m Chamber 3# D:\E3 6.111\2022 Report Data\Q21123009-2E BAR500\FCC ABOVE 1G SU .EM6
Test Date : 2022-03-25 **Tested By** : Kennys Zhang
EUT : Multi-Channel Soundbar with wireless subwoofer **Model Number** : BAR 500
Power Supply : AC 120V/60Hz **Test Mode** : TX Mode
Condition : Temp:24.5°C,Humi:55%,Press:100.1kPa **Antenna/Distance** : 2021 BBHA 9120D 3#/3m/VERTICAL
Memo : 11AX20 2412 RU26 0 power:15

Data: 167



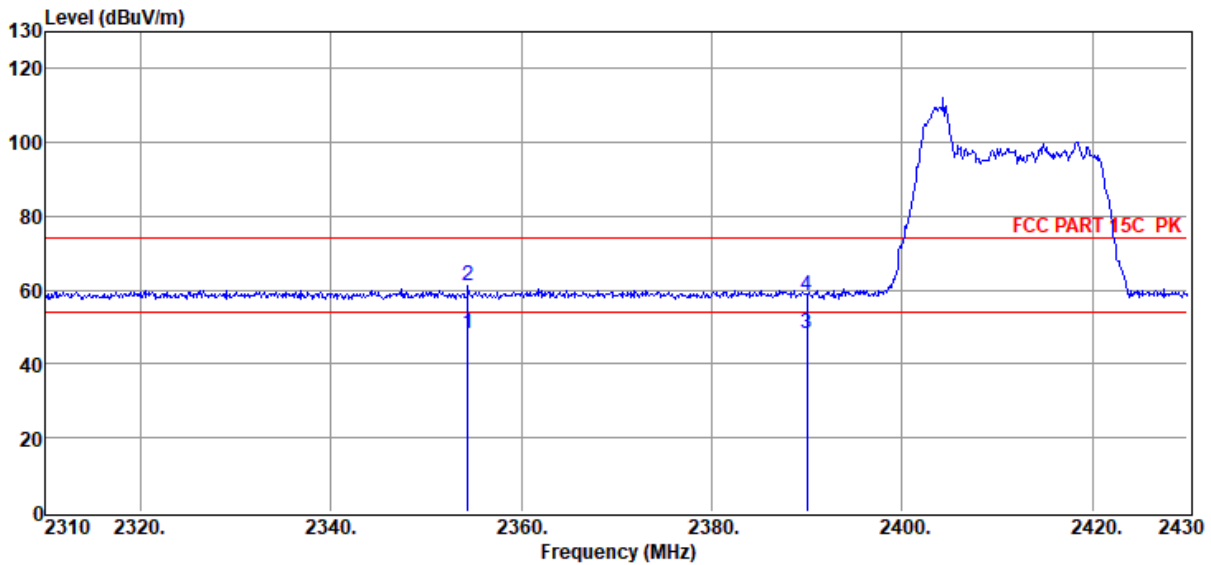
Item (Mark)	Freq. (MHz)	Read Level (dBuV)	Antenna Factor (dB/m)	PRM Factor dB	Cable Loss dB	Filter Factor dB	Result Level (dBuV/m)	Limit Line (dBuV/m)	Over Limit (dB)	Detector	Polarization
1	2369.04	40.42	27.36	39.58	1.70	0.72	50.62	54.00	-3.38	Average	VERTICAL
2	2369.04	54.24	27.36	39.58	1.70	0.72	64.44	74.00	-9.56	Peak	VERTICAL
3	2390.04	39.86	27.40	39.60	1.71	0.72	50.09	54.00	-3.91	Average	VERTICAL
4	2390.04	51.28	27.40	39.60	1.71	0.72	61.51	74.00	-12.49	Peak	VERTICAL

Note: 1. Result Level = Read Level + Antenna Factor + Cable loss + Filter Factor - PRM Factor.
 2. If Peak Result complies with AV limit, AV Result is deemed to comply with AV limit.
 3. Test setup: RBW: 1 MHz, VBW: 3 MHz, Sweep time: auto.

TR-4-E-009 Radiated Emission Test Result

Test Site : DDT 3m Chamber 3# D:\E3 6.111\2022 Report Data\Q21123009-2E BAR500\FCC ABOVE 1G SU .EM6
Test Date : 2022-03-25 **Tested By** : Kennys Zhang
EUT : Multi-Channel Soundbar with wireless subwoofer **Model Number** : BAR 500
Power Supply : AC 120V/60Hz **Test Mode** : TX Mode
Condition : Temp:24.5°C,Humi:55%,Press:100.1kPa **Antenna/Distance** : 2021 BBHA 9120D
3#/3m/HORIZONTAL
Memo : 11AX20 2412 RU26 0 power:15

Data: 168



Item (Mark)	Freq. (MHz)	Read Level (dBuV)	Antenna Factor (dB/m)	PRM Factor dB	Cable Loss dB	Filter Factor dB	Result Level (dBuV/m)	Limit Line (dBuV/m)	Over Limit (dB)	Detector	Polarization
1	2354.40	38.21	27.34	39.58	1.70	0.72	48.39	54.00	-5.61	Average	HORIZONTAL
2	2354.40	50.84	27.34	39.58	1.70	0.72	61.02	74.00	-12.98	Peak	HORIZONTAL
3	2390.04	38.22	27.40	39.60	1.71	0.72	48.45	54.00	-5.55	Average	HORIZONTAL
4	2390.04	48.26	27.40	39.60	1.71	0.72	58.49	74.00	-15.51	Peak	HORIZONTAL

Note: 1. Result Level = Read Level + Antenna Factor + Cable loss + Filter Factor - PRM Factor.
 2. If Peak Result complies with AV limit, AV Result is deemed to comply with AV limit.
 3. Test setup: RBW: 1 MHz, VBW: 3 MHz, Sweep time: auto.