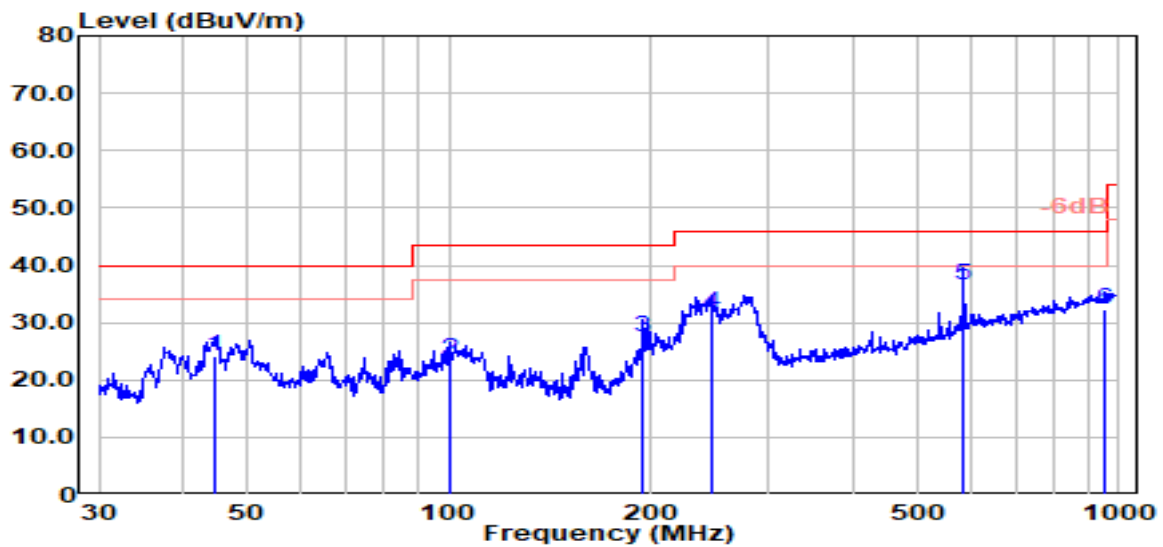


# TR-4-E-009 Radiated Emission Test Result

**Test Site** : DDT 3m Chamber 3# D:\2021 report data\Q21123116-2E Bar1000\FCC BELOW 1G\_00008.EMI  
**Test Date** : 2022-06-24 **Tested By** : James Gan  
**EUT** : Multi-Channel Soundbar with wireless subwoofer **Model Number** : BAR 1000  
**Power Supply** : AC 120V/60Hz **Test Mode** : Tx Mode  
**Condition** : Temp:23.7°,Humi:61%,Press:100.1kPa **Antenna/Distance** : VLUB 9163 3#/3m/Vertical  
**Memo** : 2.4G WIFI



Item (Mark)	Freq. (MHz)	Read Level (dBμV)	Antenna Factor (dB/m)	Cable Loss (dB)	Result Level (dBμV/m)	Limit Line (dBμV/m)	Over Limit (dB)	Detector	Polarization
1	44.59	5.52	15.06	3.62	24.20	40.00	-15.80	QP	Vertical
2	99.88	8.12	11.50	3.98	23.59	43.50	-19.91	QP	Vertical
3	195.14	11.23	11.71	4.43	27.37	43.50	-16.13	QP	Vertical
4	245.95	14.57	12.50	4.62	31.69	46.00	-14.31	QP	Vertical
5	584.79	12.47	18.49	5.69	36.65	46.00	-9.35	QP	Vertical
6	955.44	3.47	22.19	6.60	32.26	46.00	-13.74	QP	Vertical

- Note: 1. Result Level = Read Level + Antenna Factor + Cable loss.  
 2. If Peak Result complies with QP limit, QP Result is deemed to comply with QP limit.  
 3. Test setup: RBW: 120 kHz, VBW: 300 kHz, Sweep time: auto

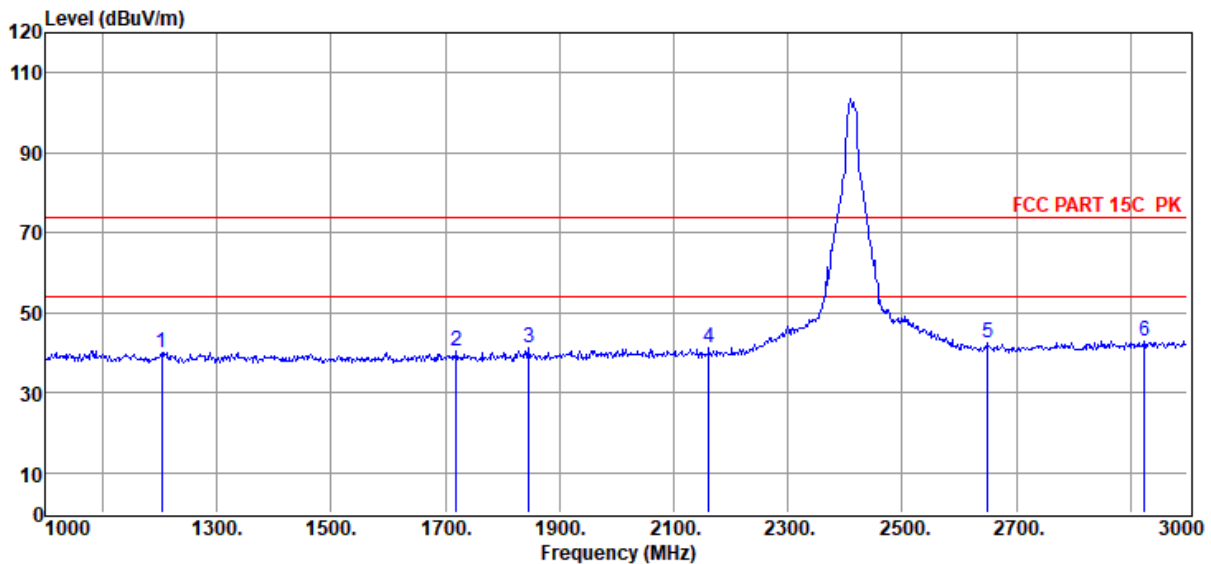
## Radiated Emission test (above 1GHz) TR-4-E-009 Radiated Emission Test Result

**Test Site** : DDT 3m Chamber 3#  
**Test Date** : 2022-04-09  
**EUT** : Multi-Channel Soundbar with wireless subwoofer  
**Power Supply** : AC 120V/60Hz  
**Condition** : Temp:24.5°C,Humi:55%,Press:100.1kPa  
**Memo** : 11AX20 2412 SU

**Tested By** : James Gan  
**Model Number** : BAR 1000  
**Test Mode** : TX Mode  
**Antenna/Distance** : 2021 BBHA 9120D  
 3#/3m/HORIZONTAL

D:\E3 6.11\2022 Report Data\Q21123116-2E BAR1000\FCC ABOVE 1G 2.4G.EM6

Data: 41



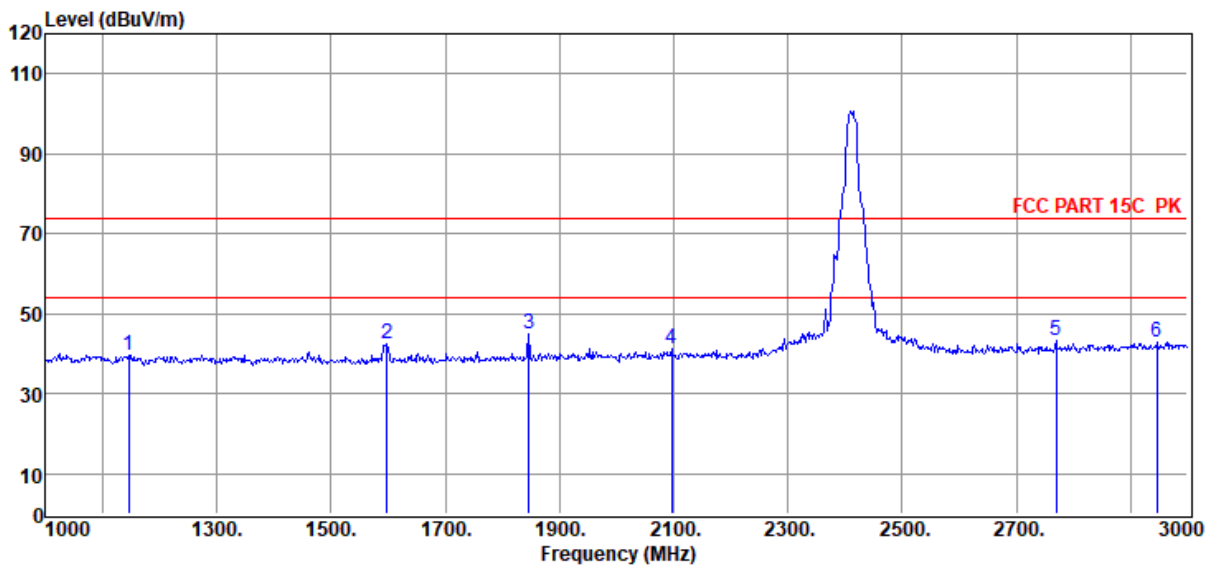
Item (Mark)	Freq. (MHz)	Read Level (dBuV)	Antenna Factor (dB/m)	PRM Factor dB	Cable Loss dB	Filter Factor dB	Result Level (dBuV/m)	Limit Line (dBuV/m)	Over Limit (dB)	Detector	Polarization
1	1204.00	51.19	25.46	38.21	1.21	0.54	40.19	74.00	-33.81	Peak	HORIZONTAL
2	1720.00	51.27	25.97	38.98	1.48	0.63	40.37	74.00	-33.63	Peak	HORIZONTAL
3	1846.00	51.95	26.30	39.17	1.53	0.65	41.26	74.00	-32.74	Peak	HORIZONTAL
4	2162.00	51.39	26.99	39.48	1.65	0.70	41.25	74.00	-32.75	Peak	HORIZONTAL
5	2650.00	51.57	28.17	39.73	1.78	0.75	42.54	74.00	-31.46	Peak	HORIZONTAL
6	2924.00	51.06	29.21	39.86	1.85	0.78	43.04	74.00	-30.96	Peak	HORIZONTAL

Note: 1. Result Level = Read Level + Antenna Factor + Cable loss + Filter Factor - PRM Factor.  
 2. If Peak Result complies with AV limit, AV Result is deemed to comply with AV limit.  
 3. Test setup: RBW: 1 MHz, VBW: 3 MHz, Sweep time: auto.

# TR-4-E-009 Radiated Emission Test Result

**Test Site** : DDT 3m Chamber 3# D:\E3 6.111\2022 Report Data\Q21123116-2E BAR1000\FCC ABOVE 1G 2.4G.EM6  
**Test Date** : 2022-04-09 **Tested By** : James Gan  
**EUT** : Multi-Channel Soundbar with wireless subwoofer **Model Number** : BAR 1000  
**Power Supply** : AC 120V/60Hz **Test Mode** : TX Mode  
**Condition** : Temp:24.5°C,Humi:55%,Press:100.1kPa **Antenna/Distance** : 2021 BBHA 9120D 3#/3m/VERTICAL  
**Memo** : 11AX20 2412 SU

Data: 42



Item (Mark)	Freq. (MHz)	Read Level (dBuV)	Antenna Factor (dB/m)	PRM Factor dB	Cable Loss dB	Filter Factor dB	Result Level (dBuV/m)	Limit Line (dBuV/m)	Over Limit (dB)	Detector	Polarization
1	1146.00	50.55	25.47	38.12	1.18	0.53	39.61	74.00	-34.39	Peak	VERTICAL
2	1598.00	53.71	25.65	38.80	1.42	0.61	42.59	74.00	-31.41	Peak	VERTICAL
3	1846.00	55.51	26.30	39.17	1.53	0.65	44.82	74.00	-29.18	Peak	VERTICAL
4	2096.00	51.44	26.87	39.45	1.63	0.69	41.18	74.00	-32.82	Peak	VERTICAL
5	2770.00	51.72	28.63	39.78	1.81	0.76	43.14	74.00	-30.86	Peak	VERTICAL
6	2946.00	50.78	29.29	39.87	1.86	0.78	42.84	74.00	-31.16	Peak	VERTICAL

Note: 1. Result Level = Read Level + Antenna Factor + Cable loss + Filter Factor - PRM Factor.  
 2. If Peak Result complies with AV limit, AV Result is deemed to comply with AV limit.  
 3. Test setup: RBW: 1 MHz, VBW: 3 MHz, Sweep time: auto.

# TR-4-E-009 Radiated Emission Test Result

**Test Site** : DDT 3m Chamber 3#

D:\E3 6.111\2022 Report Data\Q21123116-2E BAR1000\FCC ABOVE 1G 2.4G.EM6

**Test Date** : 2022-04-09

**Tested By** : James Gan

**EUT** : Multi-Channel Soundbar with wireless subwoofer

**Model Number** : BAR 1000

**Power Supply** : AC 120V/60Hz

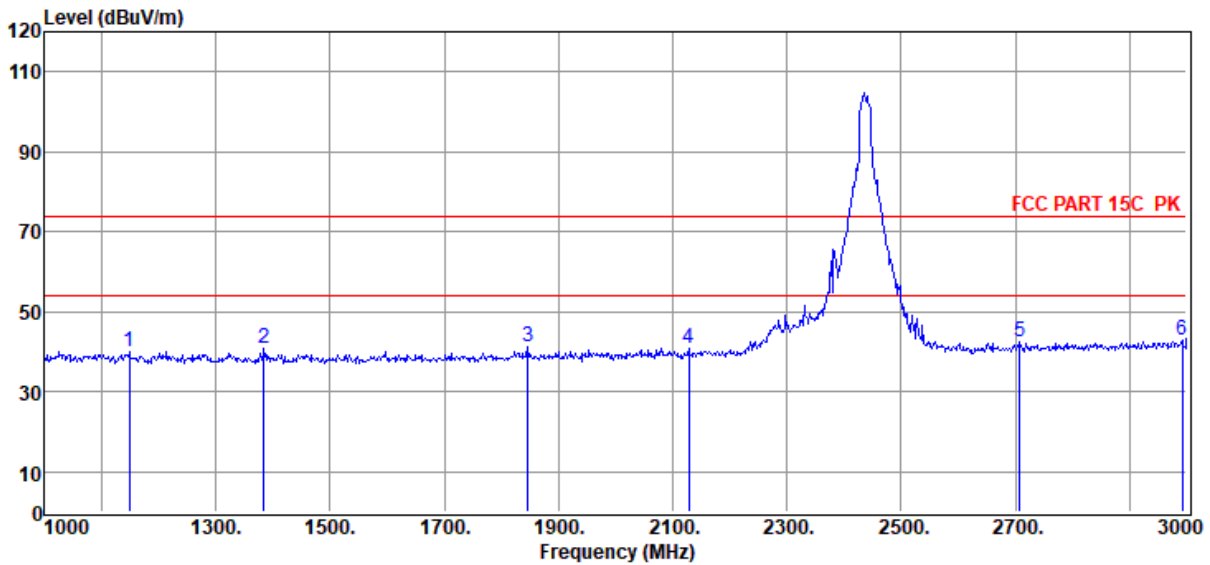
**Test Mode** : TX Mode

**Condition** : Temp:24.5°C,Humi:55%,Press:100.1kPa

**Antenna/Distance** : 2021 BBHA 9120D 3#/3m/HORIZONTAL

**Memo** : 11AX20 2437 SU

Data: 43



Item (Mark)	Freq. (MHz)	Read Level (dBuV)	Antenna Factor (dB/m)	PRM Factor dB	Cable Loss dB	Filter Factor dB	Result Level (dBuV/m)	Limit Line (dBuV/m)	Over Limit (dB)	Detector	Polarization
1	1148.00	50.74	25.47	38.12	1.18	0.53	39.80	74.00	-34.20	Peak	HORIZONTAL
2	1384.00	51.88	25.42	38.48	1.32	0.57	40.71	74.00	-33.29	Peak	HORIZONTAL
3	1846.00	51.74	26.30	39.17	1.53	0.65	41.05	74.00	-32.95	Peak	HORIZONTAL
4	2128.00	50.93	26.93	39.46	1.64	0.69	40.73	74.00	-33.27	Peak	HORIZONTAL
5	2708.00	51.08	28.39	39.75	1.79	0.76	42.27	74.00	-31.73	Peak	HORIZONTAL
6	2992.00	50.68	29.47	39.90	1.87	0.79	42.91	74.00	-31.09	Peak	HORIZONTAL

Note: 1. Result Level = Read Level + Antenna Factor + Cable loss + Filter Factor - PRM Factor.  
 2. If Peak Result complies with AV limit, AV Result is deemed to comply with AV limit.  
 3. Test setup: RBW: 1 MHz, VBW: 3 MHz, Sweep time: auto.

# TR-4-E-009 Radiated Emission Test Result

**Test Site** : DDT 3m Chamber 3#

D:\E3 6.111\2022 Report Data\Q21123116-2E BAR1000\FCC ABOVE 1G 2.4G.EM6

**Test Date** : 2022-04-09

**Tested By** : James Gan

**EUT** : Multi-Channel Soundbar with wireless subwoofer

**Model Number** : BAR 1000

**Power Supply** : AC 120V/60Hz

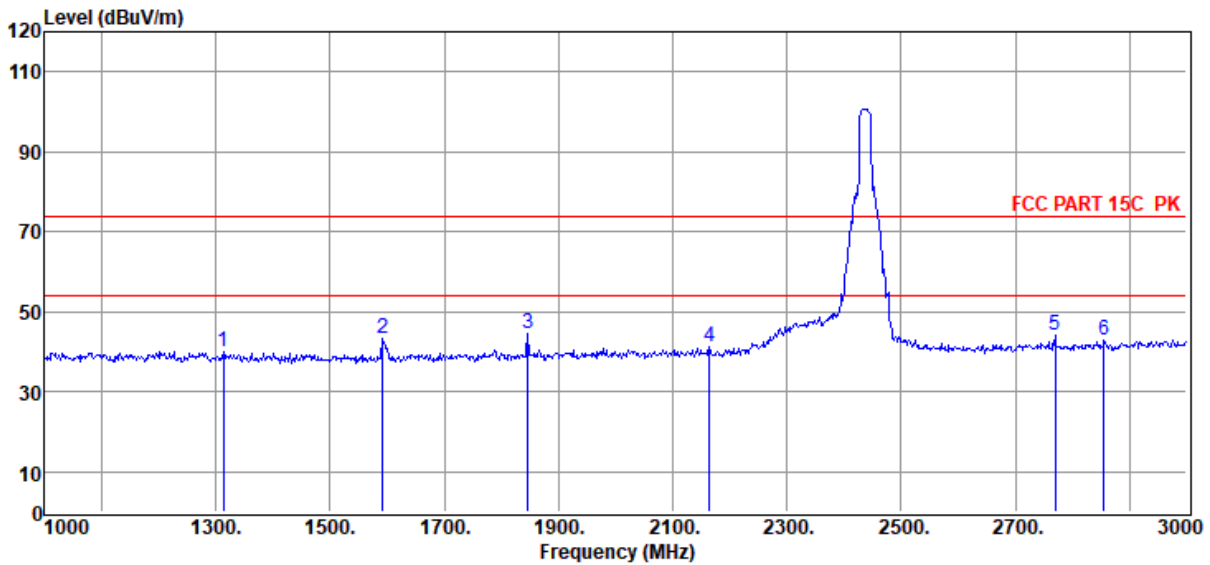
**Test Mode** : TX Mode

**Condition** : Temp:24.5°C,Humi:55%,Press:100.1kPa

**Antenna/Distance** : 2021 BBHA 9120D 3#/3m/VERTICAL

**Memo** : 11AX20 2437 SU

Data: 44



Item (Mark)	Freq. (MHz)	Read Level (dBuV)	Antenna Factor (dB/m)	PRM Factor dB	Cable Loss dB	Filter Factor dB	Result Level (dBuV/m)	Limit Line (dBuV/m)	Over Limit (dB)	Detector	Polarization
1	1314.00	50.98	25.44	38.37	1.28	0.56	39.89	74.00	-34.11	Peak	VERTICAL
2	1592.00	54.61	25.64	38.79	1.42	0.61	43.49	74.00	-30.51	Peak	VERTICAL
3	1846.00	55.05	26.30	39.17	1.53	0.65	44.36	74.00	-29.64	Peak	VERTICAL
4	2164.00	51.36	27.00	39.48	1.65	0.70	41.23	74.00	-32.77	Peak	VERTICAL
5	2770.00	52.69	28.63	39.78	1.81	0.76	44.11	74.00	-29.89	Peak	VERTICAL
6	2856.00	51.23	28.95	39.83	1.83	0.77	42.95	74.00	-31.05	Peak	VERTICAL

Note: 1. Result Level = Read Level + Antenna Factor + Cable loss + Filter Factor - PRM Factor.  
 2. If Peak Result complies with AV limit, AV Result is deemed to comply with AV limit.  
 3. Test setup: RBW: 1 MHz, VBW: 3 MHz, Sweep time: auto.

# TR-4-E-009 Radiated Emission Test Result

**Test Site** : DDT 3m Chamber 3#

D:\E3 6.111\2022 Report Data\Q21123116-2E BAR1000\FCC ABOVE 1G 2.4G.EM6

**Test Date** : 2022-04-09

**Tested By** : James Gan

**EUT** : Multi-Channel Soundbar with wireless subwoofer

**Model Number** : BAR 1000

**Power Supply** : AC 120V/60Hz

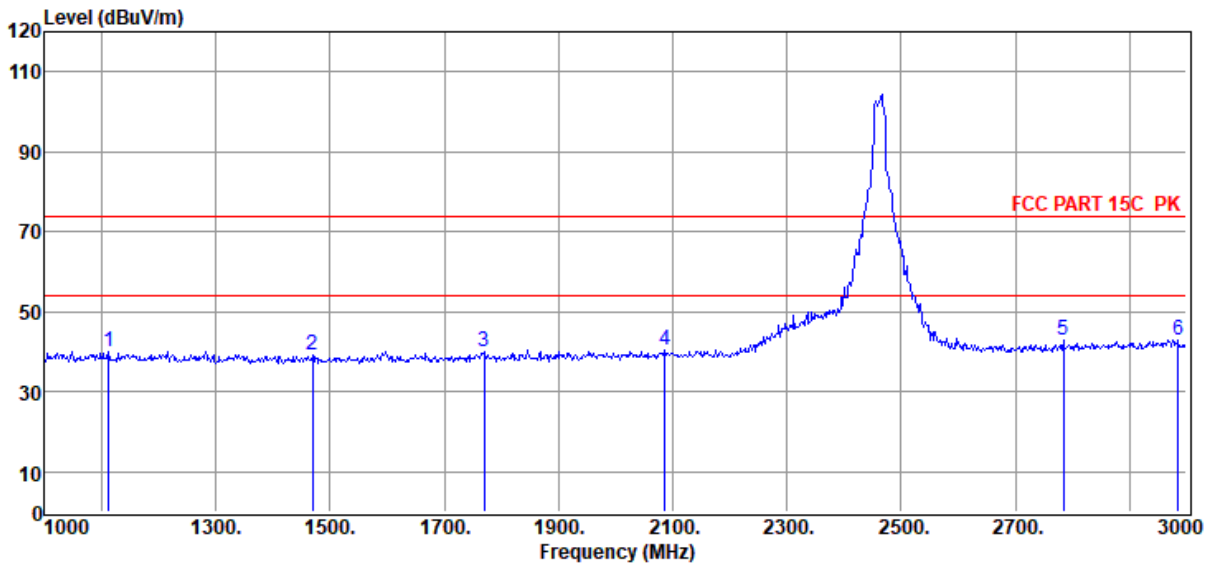
**Test Mode** : TX Mode

**Condition** : Temp:24.5°C,Humi:55%,Press:100.1kPa

**Antenna/Distance** : 2021 BBHA 9120D 3#/3m/HORIZONTAL

**Memo** : 11AX20 2462 SU

Data: 45



Item (Mark)	Freq. (MHz)	Read Level (dBuV)	Antenna Factor (dB/m)	PRM Factor dB	Cable Loss dB	Filter Factor dB	Result Level (dBuV/m)	Limit Line (dBuV/m)	Over Limit (dB)	Detector	Polarization
1	1112.00	50.73	25.48	38.07	1.16	0.52	39.82	74.00	-34.18	Peak	HORIZONTAL
2	1470.00	50.27	25.41	38.61	1.36	0.58	39.01	74.00	-34.99	Peak	HORIZONTAL
3	1770.00	50.87	26.10	39.06	1.50	0.64	40.05	74.00	-33.95	Peak	HORIZONTAL
4	2086.00	50.56	26.85	39.44	1.62	0.69	40.28	74.00	-33.72	Peak	HORIZONTAL
5	2784.00	51.23	28.68	39.79	1.81	0.77	42.70	74.00	-31.30	Peak	HORIZONTAL
6	2986.00	50.83	29.45	39.89	1.87	0.79	43.05	74.00	-30.95	Peak	HORIZONTAL

Note: 1. Result Level = Read Level + Antenna Factor + Cable loss + Filter Factor - PRM Factor.  
 2. If Peak Result complies with AV limit, AV Result is deemed to comply with AV limit.  
 3. Test setup: RBW: 1 MHz, VBW: 3 MHz, Sweep time: auto.

# TR-4-E-009 Radiated Emission Test Result

**Test Site** : DDT 3m Chamber 3#

D:\E3 6.111\2022 Report Data\Q21123116-2E BAR1000\FCC ABOVE 1G 2.4G.EM6

**Test Date** : 2022-04-09

**Tested By** : James Gan

**EUT** : Multi-Channel Soundbar with wireless subwoofer

**Model Number** : BAR 1000

**Power Supply** : AC 120V/60Hz

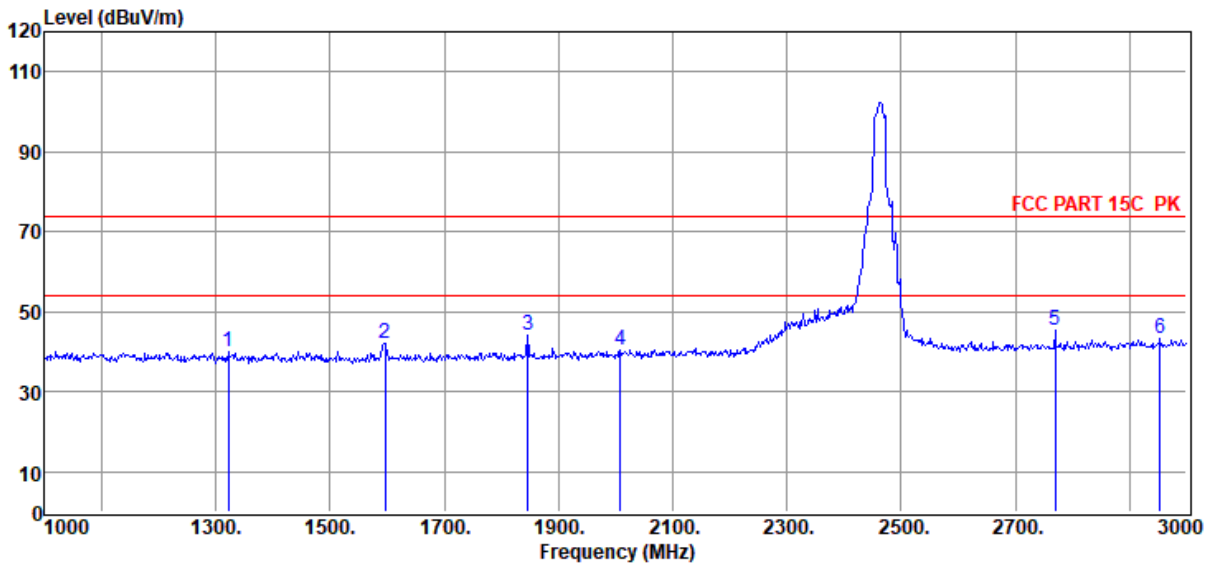
**Test Mode** : TX Mode

**Condition** : Temp:24.5°C,Humi:55%,Press:100.1kPa

**Antenna/Distance** : 2021 BBHA 9120D 3#/3m/VERTICAL

**Memo** : 11AX20 2462 SU

Data: 46



Item (Mark)	Freq. (MHz)	Read Level (dBuV)	Antenna Factor (dB/m)	PRM Factor dB	Cable Loss dB	Filter Factor dB	Result Level (dBuV/m)	Limit Line (dBuV/m)	Over Limit (dB)	Detector	Polarization
1	1322.00	51.30	25.44	38.38	1.28	0.56	40.20	74.00	-33.80	Peak	VERTICAL
2	1596.00	53.16	25.65	38.79	1.42	0.61	42.05	74.00	-31.95	Peak	VERTICAL
3	1846.00	54.69	26.30	39.17	1.53	0.65	44.00	74.00	-30.00	Peak	VERTICAL
4	2008.00	50.63	26.71	39.40	1.60	0.68	40.22	74.00	-33.78	Peak	VERTICAL
5	2770.00	53.74	28.63	39.78	1.81	0.76	45.16	74.00	-28.84	Peak	VERTICAL
6	2954.00	51.12	29.33	39.88	1.86	0.78	43.21	74.00	-30.79	Peak	VERTICAL

Note: 1. Result Level = Read Level + Antenna Factor + Cable loss + Filter Factor - PRM Factor.  
 2. If Peak Result complies with AV limit, AV Result is deemed to comply with AV limit.  
 3. Test setup: RBW: 1 MHz, VBW: 3 MHz, Sweep time: auto.

# TR-4-E-009 Radiated Emission Test Result

**Test Site** : DDT 3m Chamber 3#

D:\E3 6.111\2022 Report Data\Q21123116-2E BAR1000\FCC ABOVE 1G 2.4G.EM6

**Test Date** : 2022-04-09

**Tested By** : James Gan

**EUT** : Multi-Channel Soundbar with wireless subwoofer

**Model Number** : BAR 1000

**Power Supply** : AC 120V/60Hz

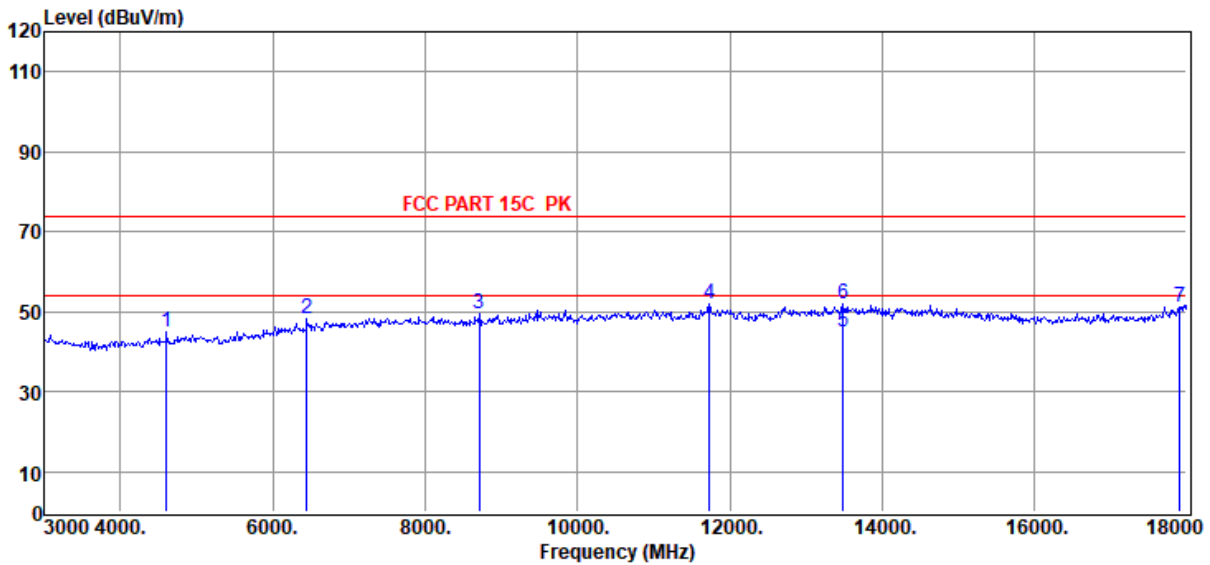
**Test Mode** : TX Mode

**Condition** : Temp:24.5°C,Humi:55%,Press:100.1kPa

**Antenna/Distance** : 2021 BBHA 9120D 3#/3m/HORIZONTAL

**Memo** : 11AX20 2412 SU

Data: 47



Item (Mark)	Freq. (MHz)	Read Level (dBuV)	Antenna Factor (dB/m)	PRM Factor dB	Cable Loss dB	Filter Factor dB	Result Level (dBuV/m)	Limit Line (dBuV/m)	Over Limit (dB)	Detector	Polarization
1	4605.00	48.88	31.84	40.32	2.40	2.13	44.93	74.00	-29.07	Peak	HORIZONTAL
2	6450.00	47.36	35.08	40.14	3.25	2.56	48.11	74.00	-25.89	Peak	HORIZONTAL
3	8715.00	46.00	38.01	39.87	3.27	2.21	49.62	74.00	-24.38	Peak	HORIZONTAL
4	11730.00	46.49	39.09	40.13	4.01	2.39	51.85	74.00	-22.15	Peak	HORIZONTAL
5	13485.00	38.11	39.99	40.06	4.00	2.93	44.97	54.00	-9.03	Average	HORIZONTAL
6	13485.00	45.19	39.99	40.06	4.00	2.93	52.05	74.00	-21.95	Peak	HORIZONTAL
7	17910.00	41.27	41.94	40.65	4.93	3.76	51.25	74.00	-22.75	Peak	HORIZONTAL

Note: 1. Result Level = Read Level + Antenna Factor + Cable loss + Filter Factor - PRM Factor.

2. If Peak Result complies with AV limit, AV Result is deemed to comply with AV limit.

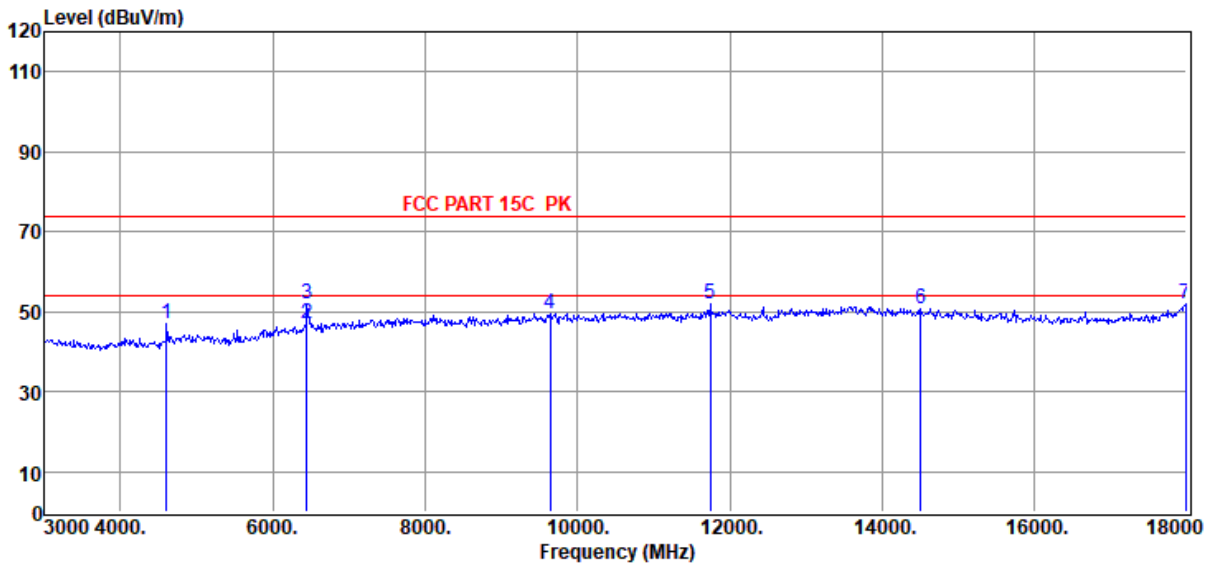
3. Test setup: RBW: 1 MHz, VBW: 3 MHz, Sweep time: auto.



# TR-4-E-009 Radiated Emission Test Result

**Test Site** : DDT 3m Chamber 3# D:\E3 6.111\2022 Report Data\Q21123116-2E BAR1000\FCC ABOVE 1G 2.4G.EM6  
**Test Date** : 2022-04-09 **Tested By** : James Gan  
**EUT** : Multi-Channel Soundbar with wireless subwoofer **Model Number** : BAR 1000  
**Power Supply** : AC 120V/60Hz **Test Mode** : TX Mode  
**Condition** : Temp:24.5°C,Humi:55%,Press:100.1kPa **Antenna/Distance** : 2021 BBHA 9120D 3#/3m/VERTICAL  
**Memo** : 11AX20 2412 SU

Data: 48



Item (Mark)	Freq. (MHz)	Read Level (dBuV)	Antenna Factor (dB/m)	PRM Factor dB	Cable Loss dB	Filter Factor dB	Result Level (dBuV/m)	Limit Line (dBuV/m)	Over Limit (dB)	Detector	Polarization
1	4605.00	50.90	31.84	40.32	2.40	2.13	46.95	74.00	-27.05	Peak	VERTICAL
2	6450.00	46.22	35.08	40.14	3.25	2.56	46.97	54.00	-7.03	Average	VERTICAL
3	6450.00	51.36	35.08	40.14	3.25	2.56	52.11	74.00	-21.89	Peak	VERTICAL
4	9645.00	45.05	38.61	40.35	3.63	2.37	49.31	74.00	-24.69	Peak	VERTICAL
5	11745.00	46.45	39.10	40.13	4.01	2.39	51.82	74.00	-22.18	Peak	VERTICAL
6	14505.00	43.27	39.90	39.65	4.35	2.76	50.63	74.00	-23.37	Peak	VERTICAL
7	17985.00	41.41	42.41	40.69	4.96	3.79	51.88	74.00	-22.12	Peak	VERTICAL

Note: 1. Result Level = Read Level + Antenna Factor + Cable loss + Filter Factor - PRM Factor.  
 2. If Peak Result complies with AV limit, AV Result is deemed to comply with AV limit.  
 3. Test setup: RBW: 1 MHz, VBW: 3 MHz, Sweep time: auto.

# TR-4-E-009 Radiated Emission Test Result

**Test Site** : DDT 3m Chamber 3#

D:\E3 6.111\2022 Report Data\Q21123116-2E BAR1000\FCC ABOVE 1G 2.4G.EM6

**Test Date** : 2022-04-09

**Tested By** : James Gan

**EUT** : Multi-Channel Soundbar with wireless subwoofer

**Model Number** : BAR 1000

**Power Supply** : AC 120V/60Hz

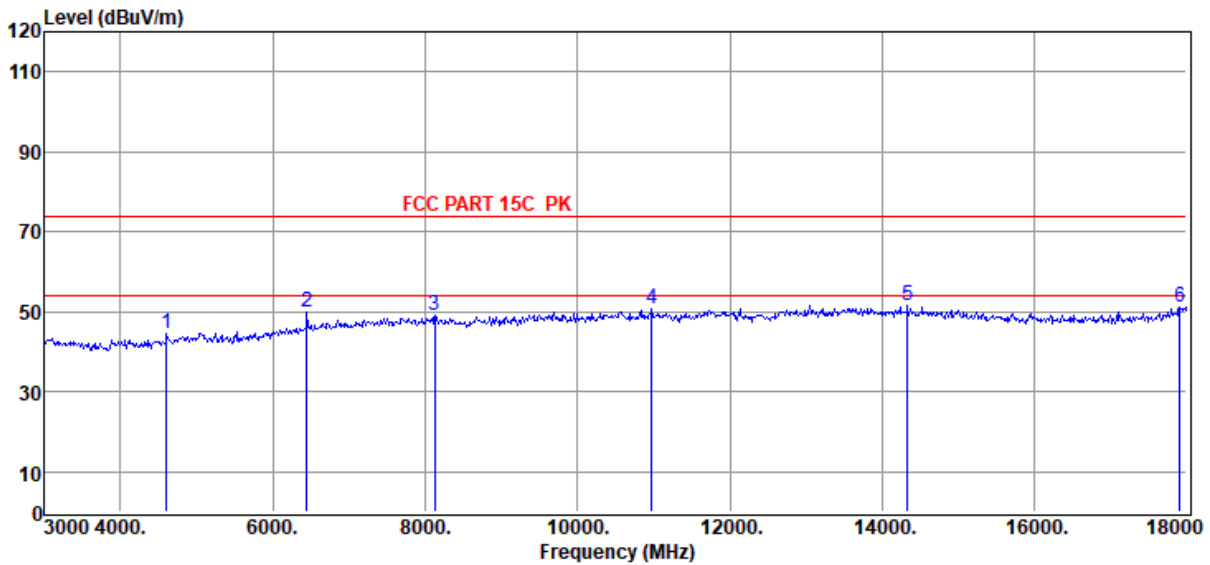
**Test Mode** : TX Mode

**Condition** : Temp:24.5°C,Humi:55%,Press:100.1kPa

**Antenna/Distance** : 2021 BBHA 9120D 3#/3m/HORIZONTAL

**Memo** : 11AX20 2437 SU

Data: 49



Item (Mark)	Freq. (MHz)	Read Level (dBuV)	Antenna Factor (dB/m)	PRM Factor dB	Cable Loss dB	Filter Factor dB	Result Level (dBuV/m)	Limit Line (dBuV/m)	Over Limit (dB)	Detector	Polarization
1	4605.00	48.45	31.84	40.32	2.40	2.13	44.50	74.00	-29.50	Peak	HORIZONTAL
2	6450.00	49.06	35.08	40.14	3.25	2.56	49.81	74.00	-24.19	Peak	HORIZONTAL
3	8130.00	46.07	37.21	39.81	3.20	2.27	48.94	74.00	-25.06	Peak	HORIZONTAL
4	10980.00	45.39	39.29	40.21	3.79	2.38	50.64	74.00	-23.36	Peak	HORIZONTAL
5	14340.00	44.16	39.90	39.67	4.41	2.80	51.60	74.00	-22.40	Peak	HORIZONTAL
6	17910.00	40.95	41.94	40.65	4.93	3.76	50.93	74.00	-23.07	Peak	HORIZONTAL

Note: 1. Result Level = Read Level + Antenna Factor + Cable loss + Filter Factor - PRM Factor.  
 2. If Peak Result complies with AV limit, AV Result is deemed to comply with AV limit.  
 3. Test setup: RBW: 1 MHz, VBW: 3 MHz, Sweep time: auto.

# TR-4-E-009 Radiated Emission Test Result

**Test Site** : DDT 3m Chamber 3#

D:\E3 6.111\2022 Report Data\Q21123116-2E BAR1000\FCC ABOVE 1G 2.4G.EM6

**Test Date** : 2022-04-09

**Tested By** : James Gan

**EUT** : Multi-Channel Soundbar with wireless subwoofer

**Model Number** : BAR 1000

**Power Supply** : AC 120V/60Hz

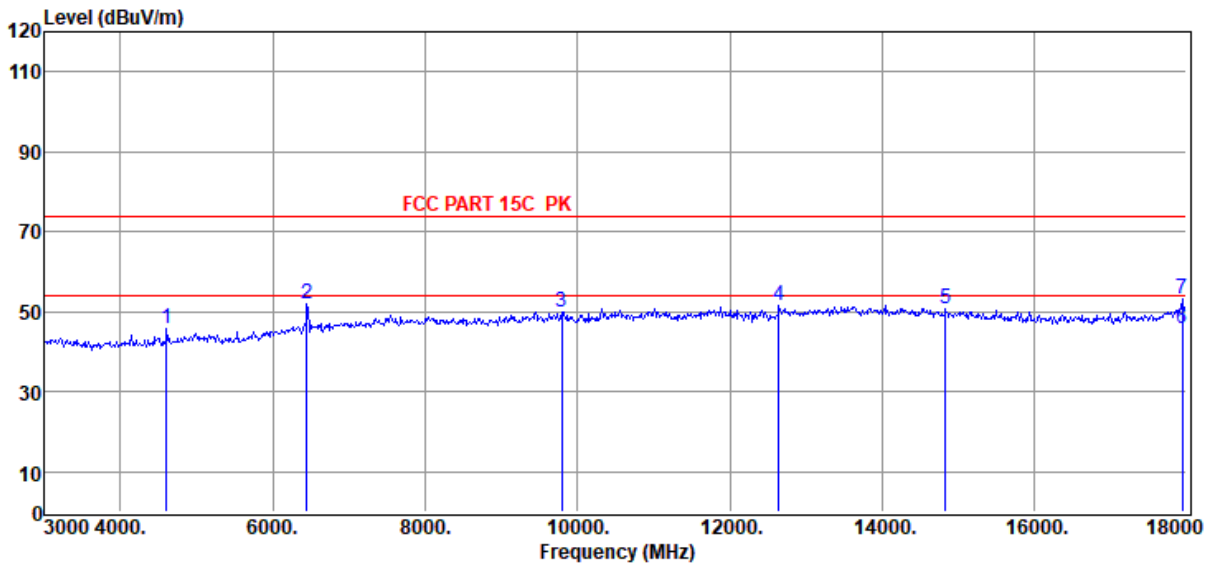
**Test Mode** : TX Mode

**Condition** : Temp:24.5°C,Humi:55%,Press:100.1kPa

**Antenna/Distance** : 2021 BBHA 9120D 3#/3m/VERTICAL

**Memo** : 11AX20 2437 SU

Data: 50



Item (Mark)	Freq. (MHz)	Read Level (dBuV)	Antenna Factor (dB/m)	PRM Factor dB	Cable Loss dB	Filter Factor dB	Result Level (dBuV/m)	Limit Line (dBuV/m)	Over Limit (dB)	Detector	Polarization
1	4605.00	49.64	31.84	40.32	2.40	2.13	45.69	74.00	-28.31	Peak	VERTICAL
2	6450.00	51.26	35.08	40.14	3.25	2.56	52.01	74.00	-21.99	Peak	VERTICAL
3	9795.00	45.89	38.52	40.46	3.65	2.42	50.02	74.00	-23.98	Peak	VERTICAL
4	12645.00	45.98	39.17	40.29	3.91	2.76	51.53	74.00	-22.47	Peak	VERTICAL
5	14835.00	43.49	39.63	39.62	4.43	2.67	50.60	74.00	-23.40	Peak	VERTICAL
6	17940.00	35.39	42.13	40.66	4.94	3.77	45.57	54.00	-8.43	Average	VERTICAL
7	17940.00	42.86	42.13	40.66	4.94	3.77	53.04	74.00	-20.96	Peak	VERTICAL

Note: 1. Result Level = Read Level + Antenna Factor + Cable loss + Filter Factor - PRM Factor.

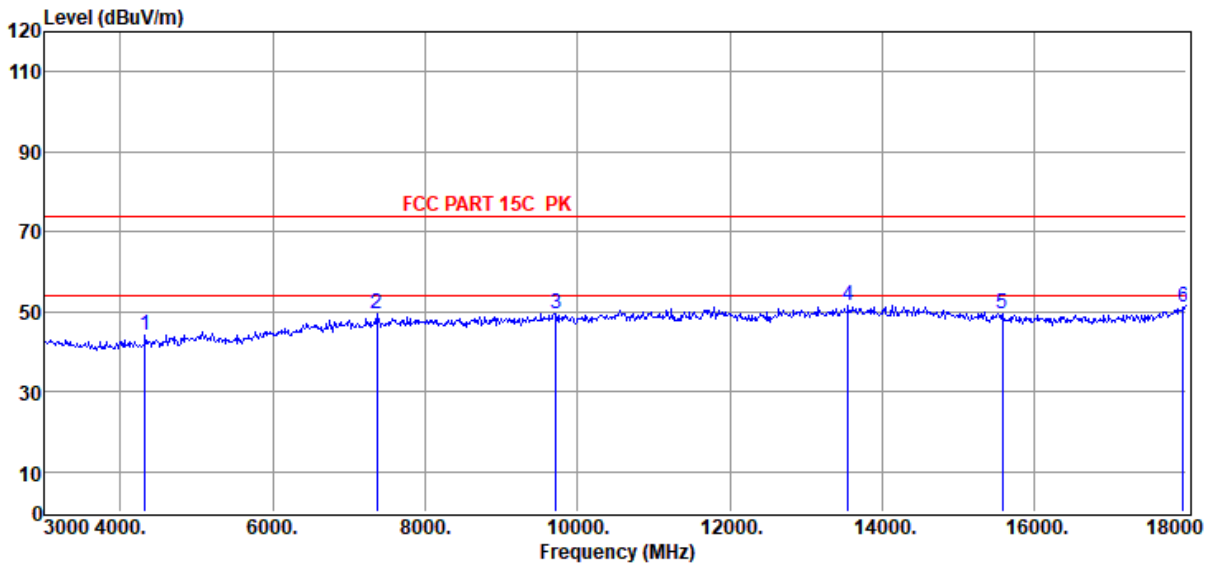
2. If Peak Result complies with AV limit, AV Result is deemed to comply with AV limit.

3. Test setup: RBW: 1 MHz, VBW: 3 MHz, Sweep time: auto.

# TR-4-E-009 Radiated Emission Test Result

**Test Site** : DDT 3m Chamber 3# D:\E3 6.111\2022 Report Data\Q21123116-2E BAR1000\FCC ABOVE 1G 2.4G.EM6  
**Test Date** : 2022-04-09 **Tested By** : James Gan  
**EUT** : Multi-Channel Soundbar with wireless subwoofer **Model Number** : BAR 1000  
**Power Supply** : AC 120V/60Hz **Test Mode** : TX Mode  
**Condition** : Temp:24.5°C,Humi:55%,Press:100.1kPa **Antenna/Distance** : 2021 BBHA 9120D  
3#/3m/HORIZONTAL  
**Memo** : 11AX20 2462 SU

Data: 51



Item (Mark)	Freq. (MHz)	Read Level (dBuV)	Antenna Factor (dB/m)	PRM Factor dB	Cable Loss dB	Filter Factor dB	Result Level (dBuV/m)	Limit Line (dBuV/m)	Over Limit (dB)	Detector	Polarization
1	4320.00	48.55	31.36	40.26	2.27	2.09	44.01	74.00	-29.99	Peak	HORIZONTAL
2	7365.00	47.43	36.29	39.74	3.11	2.27	49.36	74.00	-24.64	Peak	HORIZONTAL
3	9720.00	45.13	38.57	40.40	3.64	2.40	49.34	74.00	-24.66	Peak	HORIZONTAL
4	13560.00	44.49	39.99	40.01	4.05	2.93	51.45	74.00	-22.55	Peak	HORIZONTAL
5	15585.00	43.31	38.65	39.78	4.57	2.91	49.66	74.00	-24.34	Peak	HORIZONTAL
6	17955.00	40.65	42.22	40.67	4.95	3.78	50.93	74.00	-23.07	Peak	HORIZONTAL

Note: 1. Result Level = Read Level + Antenna Factor + Cable loss + Filter Factor - PRM Factor.  
 2. If Peak Result complies with AV limit, AV Result is deemed to comply with AV limit.  
 3. Test setup: RBW: 1 MHz, VBW: 3 MHz, Sweep time: auto.

# TR-4-E-009 Radiated Emission Test Result

**Test Site** : DDT 3m Chamber 3#

D:\E3 6.111\2022 Report Data\Q21123116-2E BAR1000\FCC ABOVE 1G 2.4G.EM6

**Test Date** : 2022-04-09

**Tested By** : James Gan

**EUT** : Multi-Channel Soundbar with wireless subwoofer

**Model Number** : BAR 1000

**Power Supply** : AC 120V/60Hz

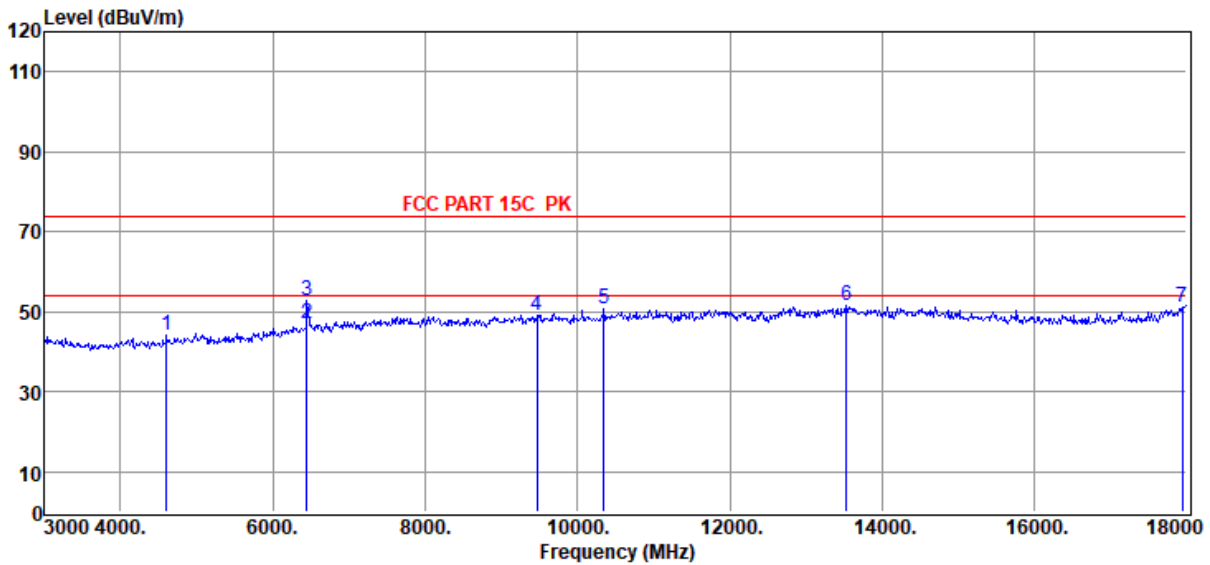
**Test Mode** : TX Mode

**Condition** : Temp:24.5°C,Humi:55%,Press:100.1kPa

**Antenna/Distance** : 2021 BBHA 9120D 3#/3m/VERTICAL

**Memo** : 11AX20 2462 SU

Data: 52



Item (Mark)	Freq. (MHz)	Read Level (dBuV)	Antenna Factor (dB/m)	PRM Factor dB	Cable Loss dB	Filter Factor dB	Result Level (dBuV/m)	Limit Line (dBuV/m)	Over Limit (dB)	Detector	Polarization
1	4605.00	47.95	31.84	40.32	2.40	2.13	44.00	74.00	-30.00	Peak	VERTICAL
2	6450.00	46.37	35.08	40.14	3.25	2.56	47.12	54.00	-6.88	Average	VERTICAL
3	6450.00	51.97	35.08	40.14	3.25	2.56	52.72	74.00	-21.28	Peak	VERTICAL
4	9465.00	44.60	38.67	40.23	3.60	2.32	48.96	74.00	-25.04	Peak	VERTICAL
5	10350.00	46.17	38.82	40.46	3.67	2.45	50.65	74.00	-23.35	Peak	VERTICAL
6	13530.00	44.61	39.99	40.03	4.02	2.93	51.52	74.00	-22.48	Peak	VERTICAL
7	17940.00	41.09	42.13	40.66	4.94	3.77	51.27	74.00	-22.73	Peak	VERTICAL

Note: 1. Result Level = Read Level + Antenna Factor + Cable loss + Filter Factor - PRM Factor.

2. If Peak Result complies with AV limit, AV Result is deemed to comply with AV limit.

3. Test setup: RBW: 1 MHz, VBW: 3 MHz, Sweep time: auto.

# TR-4-E-009 Radiated Emission Test Result

**Test Site** : DDT 3m Chamber 3#

D:\E3 6.111\2022 Report Data\Q21123116-2E BAR1000\FCC ABOVE 1G 2.4G.EM6

**Test Date** : 2022-04-09

**Tested By** : James Gan

**EUT** : Multi-Channel Soundbar with wireless subwoofer

**Model Number** : BAR 1000

**Power Supply** : AC 120V/60Hz

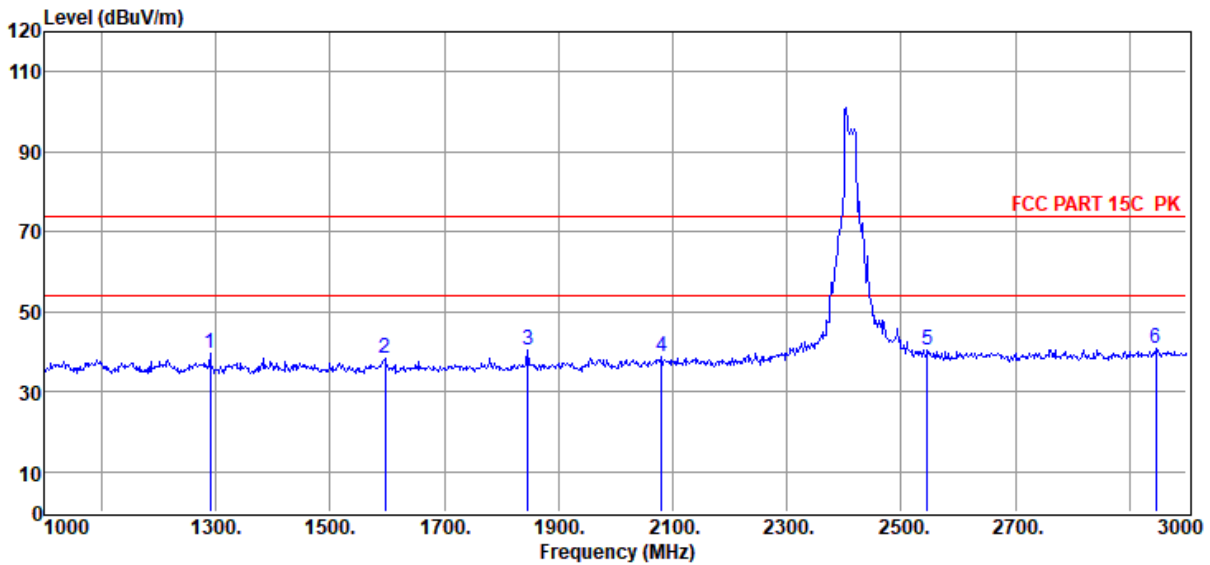
**Test Mode** : TX Mode

**Condition** : Temp:24.5°C,Humi:55%,Press:100.1kPa

**Antenna/Distance** : 2021 BBHA 9120D  
3#/3m/HORIZONTAL

**Memo** : 11AX20 2412 RU26 0

Data: 53



Item (Mark)	Freq. (MHz)	Read Level (dBuV)	Antenna Factor (dB/m)	PRM Factor dB	Cable Loss dB	Filter Factor dB	Result Level (dBuV/m)	Limit Line (dBuV/m)	Over Limit (dB)	Detector	Polarization
1	1290.00	50.57	25.44	38.34	1.26	0.55	39.48	74.00	-34.52	Peak	HORIZONTAL
2	1596.00	49.38	25.65	38.79	1.42	0.61	38.27	74.00	-35.73	Peak	HORIZONTAL
3	1846.00	50.94	26.30	39.17	1.53	0.65	40.25	74.00	-33.75	Peak	HORIZONTAL
4	2080.00	48.99	26.84	39.44	1.62	0.69	38.70	74.00	-35.30	Peak	HORIZONTAL
5	2546.00	49.84	27.77	39.67	1.75	0.74	40.43	74.00	-33.57	Peak	HORIZONTAL
6	2946.00	48.65	29.29	39.87	1.86	0.78	40.71	74.00	-33.29	Peak	HORIZONTAL

Note: 1. Result Level = Read Level + Antenna Factor + Cable loss + Filter Factor - PRM Factor.  
 2. If Peak Result complies with AV limit, AV Result is deemed to comply with AV limit.  
 3. Test setup: RBW: 1 MHz, VBW: 3 MHz, Sweep time: auto.

# TR-4-E-009 Radiated Emission Test Result

**Test Site** : DDT 3m Chamber 3#

D:\E3 6.111\2022 Report Data\Q21123116-2E BAR1000\FCC ABOVE 1G 2.4G.EM6

**Test Date** : 2022-04-09

**Tested By** : James Gan

**EUT** : Multi-Channel Soundbar with wireless subwoofer

**Model Number** : BAR 1000

**Power Supply** : AC 120V/60Hz

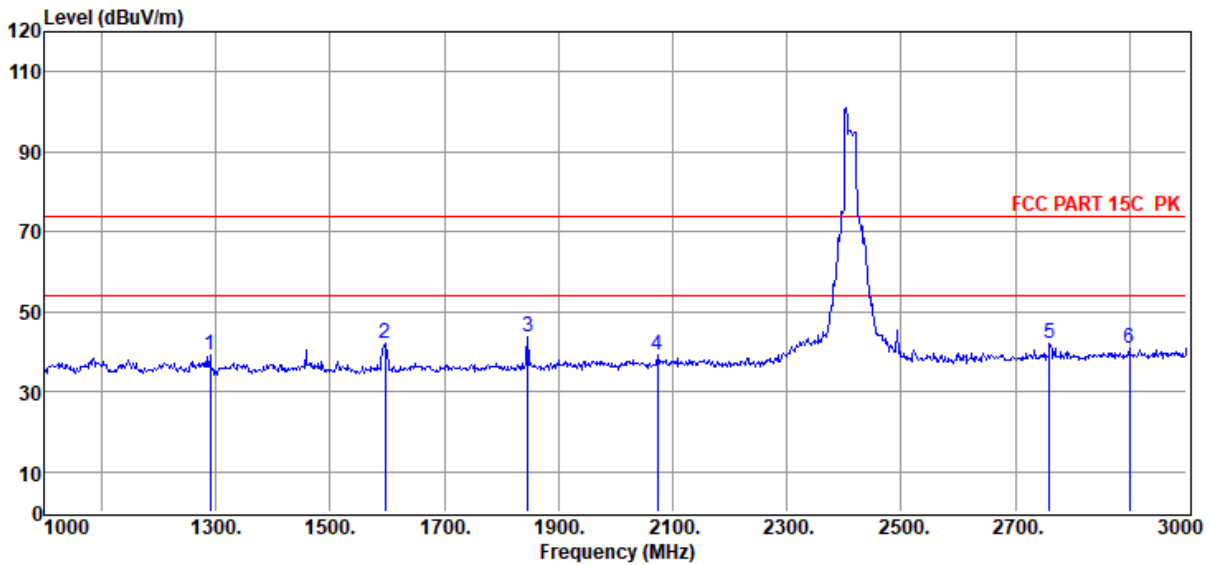
**Test Mode** : TX Mode

**Condition** : Temp:24.5°C,Humi:55%,Press:100.1kPa

**Antenna/Distance** : 2021 BBHA 9120D 3#/3m/VERTICAL

**Memo** : 11AX20 2412 RU26 0

Data: 54



Item (Mark)	Freq. (MHz)	Read Level (dBuV)	Antenna Factor (dB/m)	PRM Factor dB	Cable Loss dB	Filter Factor dB	Result Level (dBuV/m)	Limit Line (dBuV/m)	Over Limit (dB)	Detector	Polarization
1	1290.00	50.38	25.44	38.34	1.26	0.55	39.29	74.00	-34.71	Peak	VERTICAL
2	1596.00	53.34	25.65	38.79	1.42	0.61	42.23	74.00	-31.77	Peak	VERTICAL
3	1846.00	54.30	26.30	39.17	1.53	0.65	43.61	74.00	-30.39	Peak	VERTICAL
4	2074.00	49.34	26.83	39.44	1.62	0.69	39.04	74.00	-34.96	Peak	VERTICAL
5	2760.00	50.50	28.59	39.78	1.81	0.76	41.88	74.00	-32.12	Peak	VERTICAL
6	2900.00	48.77	29.12	39.85	1.84	0.78	40.66	74.00	-33.34	Peak	VERTICAL

Note: 1. Result Level = Read Level + Antenna Factor + Cable loss + Filter Factor - PRM Factor.  
 2. If Peak Result complies with AV limit, AV Result is deemed to comply with AV limit.  
 3. Test setup: RBW: 1 MHz, VBW: 3 MHz, Sweep time: auto.

# TR-4-E-009 Radiated Emission Test Result

**Test Site** : DDT 3m Chamber 3#

D:\E3 6.111\2022 Report Data\Q21123116-2E BAR1000\FCC ABOVE 1G 2.4G.EM6

**Test Date** : 2022-04-09

**Tested By** : James Gan

**EUT** : Multi-Channel Soundbar with wireless subwoofer

**Model Number** : BAR 1000

**Power Supply** : AC 120V/60Hz

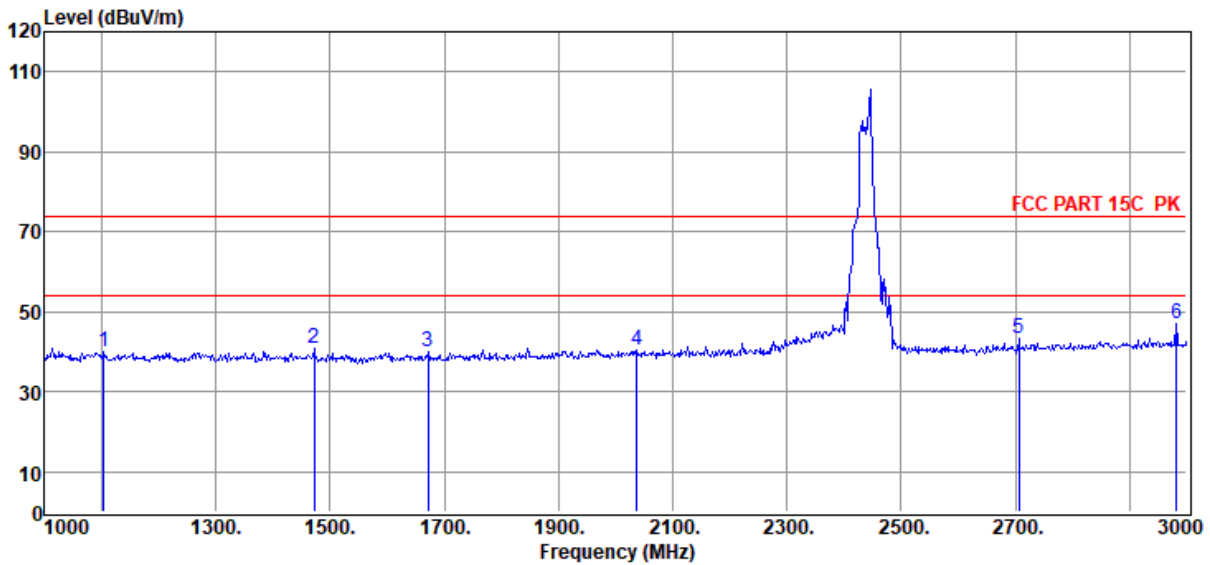
**Test Mode** : TX Mode

**Condition** : Temp:24.5°C,Humi:55%,Press:100.1kPa

**Antenna/Distance** : 2021 BBHA 9120D 3#/3m/HORIZONTAL

**Memo** : 11AX20 2437 RU26 8

Data: 55



Item (Mark)	Freq. (MHz)	Read Level (dBuV)	Antenna Factor (dB/m)	PRM Factor dB	Cable Loss dB	Filter Factor dB	Result Level (dBuV/m)	Limit Line (dBuV/m)	Over Limit (dB)	Detector	Polarization
1	1104.00	50.87	25.48	38.06	1.16	0.52	39.97	74.00	-34.03	Peak	HORIZONTAL
2	1472.00	52.10	25.41	38.61	1.36	0.58	40.84	74.00	-33.16	Peak	HORIZONTAL
3	1672.00	51.14	25.85	38.91	1.46	0.62	40.16	74.00	-33.84	Peak	HORIZONTAL
4	2038.00	50.72	26.77	39.42	1.61	0.68	40.36	74.00	-33.64	Peak	HORIZONTAL
5	2706.00	51.96	28.38	39.75	1.79	0.76	43.14	74.00	-30.86	Peak	HORIZONTAL
6	2982.00	54.91	29.43	39.89	1.87	0.79	47.11	74.00	-26.89	Peak	HORIZONTAL

Note: 1. Result Level = Read Level + Antenna Factor + Cable loss + Filter Factor - PRM Factor.  
 2. If Peak Result complies with AV limit, AV Result is deemed to comply with AV limit.  
 3. Test setup: RBW: 1 MHz, VBW: 3 MHz, Sweep time: auto.



# TR-4-E-009 Radiated Emission Test Result

**Test Site** : DDT 3m Chamber 3#

D:\E3 6.111\2022 Report Data\Q21123116-2E BAR1000\FCC ABOVE 1G 2.4G.EM6

**Test Date** : 2022-04-09

**Tested By** : James Gan

**EUT** : Multi-Channel Soundbar with wireless subwoofer

**Model Number** : BAR 1000

**Power Supply** : AC 120V/60Hz

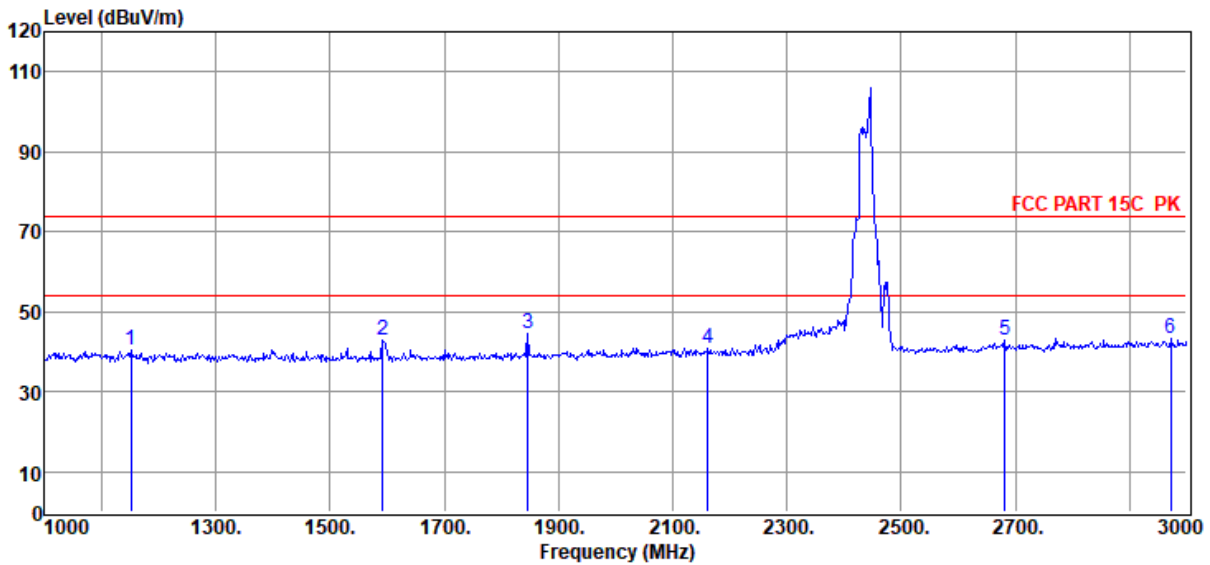
**Test Mode** : TX Mode

**Condition** : Temp:24.5°C,Humi:55%,Press:100.1kPa

**Antenna/Distance** : 2021 BBHA 9120D 3#/3m/VERTICAL

**Memo** : 11AX20 2437 RU26 8

Data: 56



Item (Mark)	Freq. (MHz)	Read Level (dBuV)	Antenna Factor (dB/m)	PRM Factor dB	Cable Loss dB	Filter Factor dB	Result Level (dBuV/m)	Limit Line (dBuV/m)	Over Limit (dB)	Detector	Polarization
1	1152.00	51.39	25.47	38.13	1.19	0.53	40.45	74.00	-33.55	Peak	VERTICAL
2	1592.00	53.95	25.64	38.79	1.42	0.61	42.83	74.00	-31.17	Peak	VERTICAL
3	1846.00	55.26	26.30	39.17	1.53	0.65	44.57	74.00	-29.43	Peak	VERTICAL
4	2162.00	50.99	26.99	39.48	1.65	0.70	40.85	74.00	-33.15	Peak	VERTICAL
5	2682.00	51.59	28.29	39.74	1.79	0.76	42.69	74.00	-31.31	Peak	VERTICAL
6	2972.00	51.20	29.39	39.89	1.86	0.79	43.35	74.00	-30.65	Peak	VERTICAL

Note: 1. Result Level = Read Level + Antenna Factor + Cable loss + Filter Factor - PRM Factor.  
 2. If Peak Result complies with AV limit, AV Result is deemed to comply with AV limit.  
 3. Test setup: RBW: 1 MHz, VBW: 3 MHz, Sweep time: auto.

# TR-4-E-009 Radiated Emission Test Result

**Test Site** : DDT 3m Chamber 3#

D:\E3 6.111\2022 Report Data\Q21123116-2E BAR1000\FCC ABOVE 1G 2.4G.EM6

**Test Date** : 2022-04-09

**Tested By** : James Gan

**EUT** : Multi-Channel Soundbar with wireless subwoofer

**Model Number** : BAR 1000

**Power Supply** : AC 120V/60Hz

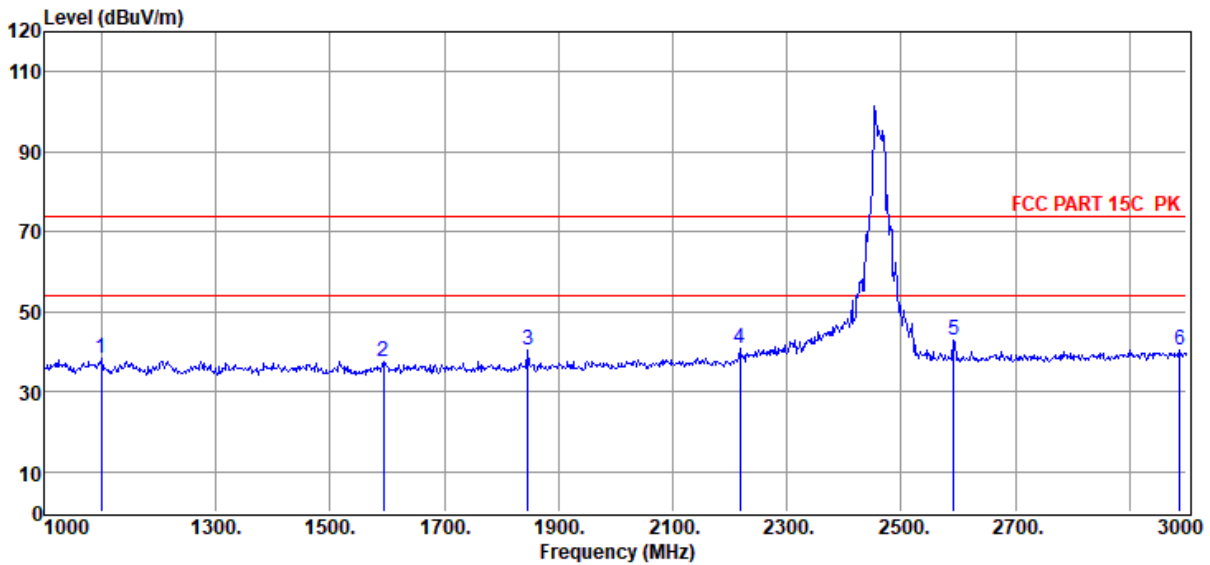
**Test Mode** : TX Mode

**Condition** : Temp:24.5°C,Humi:55%,Press:100.1kPa

**Antenna/Distance** : 2021 BBHA 9120D 3#/3m/HORIZONTAL

**Memo** : 11AX20 2462 RU26 0

Data: 57



Item (Mark)	Freq. (MHz)	Read Level (dBuV)	Antenna Factor (dB/m)	PRM Factor dB	Cable Loss dB	Filter Factor dB	Result Level (dBuV/m)	Limit Line (dBuV/m)	Over Limit (dB)	Detector	Polarization
1	1100.00	49.05	25.48	38.05	1.16	0.52	38.16	74.00	-35.84	Peak	HORIZONTAL
2	1594.00	48.63	25.64	38.79	1.42	0.61	37.51	74.00	-36.49	Peak	HORIZONTAL
3	1846.00	51.27	26.30	39.17	1.53	0.65	40.58	74.00	-33.42	Peak	HORIZONTAL
4	2218.00	51.04	27.09	39.51	1.66	0.70	40.98	74.00	-33.02	Peak	HORIZONTAL
5	2592.00	52.33	27.95	39.70	1.76	0.75	43.09	74.00	-30.91	Peak	HORIZONTAL
6	2988.00	48.21	29.45	39.89	1.87	0.79	40.43	74.00	-33.57	Peak	HORIZONTAL

Note: 1. Result Level = Read Level + Antenna Factor + Cable loss + Filter Factor - PRM Factor.  
 2. If Peak Result complies with AV limit, AV Result is deemed to comply with AV limit.  
 3. Test setup: RBW: 1 MHz, VBW: 3 MHz, Sweep time: auto.

# TR-4-E-009 Radiated Emission Test Result

**Test Site** : DDT 3m Chamber 3#

D:\E3 6.111\2022 Report Data\Q21123116-2E BAR1000\FCC ABOVE 1G 2.4G.EM6

**Test Date** : 2022-04-09

**Tested By** : James Gan

**EUT** : Multi-Channel Soundbar with wireless subwoofer

**Model Number** : BAR 1000

**Power Supply** : AC 120V/60Hz

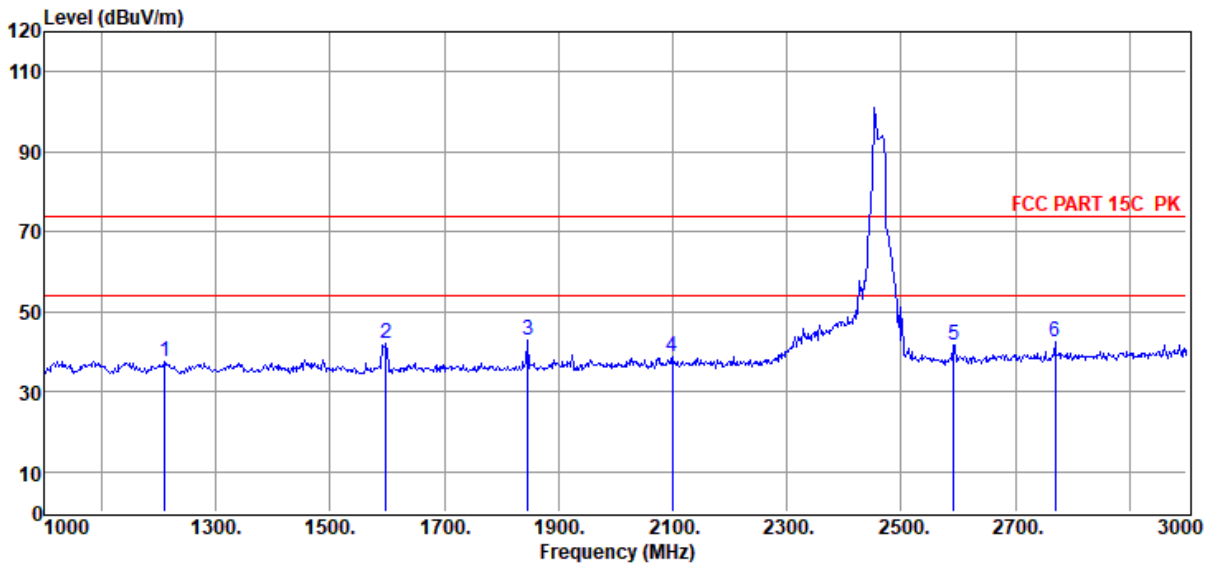
**Test Mode** : TX Mode

**Condition** : Temp:24.5°C,Humi:55%,Press:100.1kPa

**Antenna/Distance** : 2021 BBHA 9120D 3#/3m/VERTICAL

**Memo** : 11AX20 2462 RU26 0

Data: 58



Item (Mark)	Freq. (MHz)	Read Level (dBuV)	Antenna Factor (dB/m)	PRM Factor dB	Cable Loss dB	Filter Factor dB	Result Level (dBuV/m)	Limit Line (dBuV/m)	Over Limit (dB)	Detector	Polarization
1	1210.00	48.34	25.46	38.22	1.22	0.54	37.34	74.00	-36.66	Peak	VERTICAL
2	1598.00	53.15	25.65	38.80	1.42	0.61	42.03	74.00	-31.97	Peak	VERTICAL
3	1846.00	53.42	26.30	39.17	1.53	0.65	42.73	74.00	-31.27	Peak	VERTICAL
4	2100.00	49.14	26.88	39.45	1.63	0.69	38.89	74.00	-35.11	Peak	VERTICAL
5	2592.00	50.94	27.95	39.70	1.76	0.75	41.70	74.00	-32.30	Peak	VERTICAL
6	2770.00	51.18	28.63	39.78	1.81	0.76	42.60	74.00	-31.40	Peak	VERTICAL

Note: 1. Result Level = Read Level + Antenna Factor + Cable loss + Filter Factor - PRM Factor.  
 2. If Peak Result complies with AV limit, AV Result is deemed to comply with AV limit.  
 3. Test setup: RBW: 1 MHz, VBW: 3 MHz, Sweep time: auto.

# TR-4-E-009 Radiated Emission Test Result

**Test Site** : DDT 3m Chamber 3#

D:\E3 6.111\2022 Report Data\Q21123116-2E BAR1000\FCC ABOVE 1G 2.4G.EM6

**Test Date** : 2022-04-09

**Tested By** : James Gan

**EUT** : Multi-Channel Soundbar with wireless subwoofer

**Model Number** : BAR 1000

**Power Supply** : AC 120V/60Hz

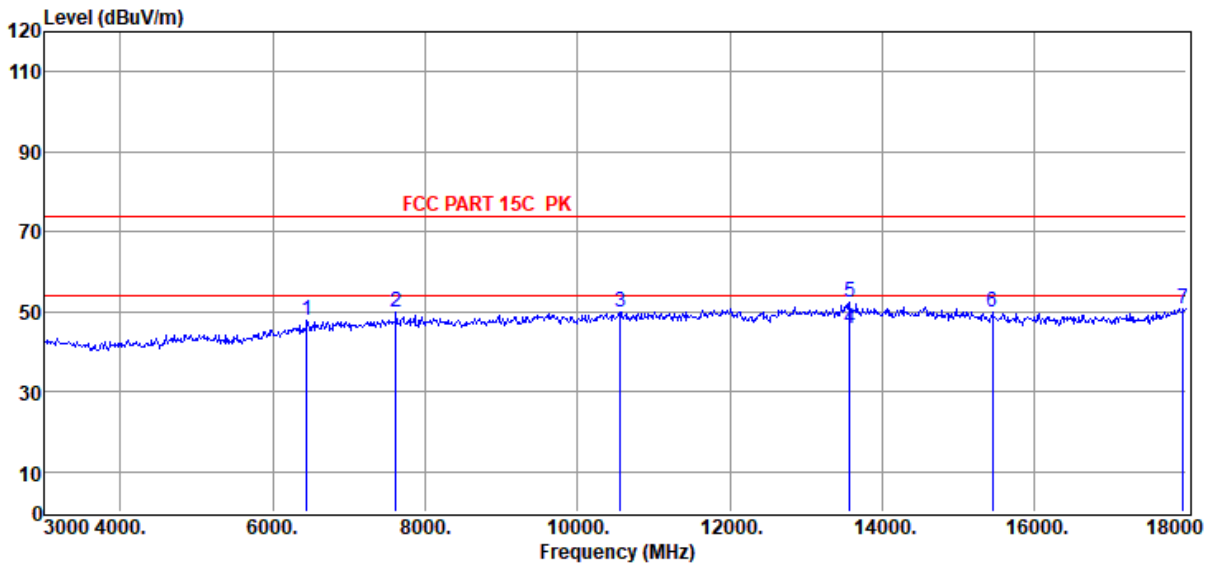
**Test Mode** : TX Mode

**Condition** : Temp:24.5°C,Humi:55%,Press:100.1kPa

**Antenna/Distance** : 2021 BBHA 9120D 3#/3m/HORIZONTAL

**Memo** : 11AX20 2412 RU26 0

Data: 59



Item (Mark)	Freq. (MHz)	Read Level (dBuV)	Antenna Factor (dB/m)	PRM Factor dB	Cable Loss dB	Filter Factor dB	Result Level (dBuV/m)	Limit Line (dBuV/m)	Over Limit (dB)	Detector	Polarization
1	6450.00	47.10	35.08	40.14	3.25	2.56	47.85	74.00	-26.15	Peak	HORIZONTAL
2	7620.00	47.73	36.54	39.76	3.15	2.27	49.93	74.00	-24.07	Peak	HORIZONTAL
3	10560.00	45.21	39.04	40.38	3.69	2.42	49.98	74.00	-24.02	Peak	HORIZONTAL
4	13575.00	38.84	39.99	40.00	4.07	2.93	45.83	54.00	-8.17	Average	HORIZONTAL
5	13575.00	45.38	39.99	40.00	4.07	2.93	52.37	74.00	-21.63	Peak	HORIZONTAL
6	15450.00	43.53	38.87	39.74	4.55	2.84	50.05	74.00	-23.95	Peak	HORIZONTAL
7	17955.00	40.59	42.22	40.67	4.95	3.78	50.87	74.00	-23.13	Peak	HORIZONTAL

Note: 1. Result Level = Read Level + Antenna Factor + Cable loss + Filter Factor - PRM Factor.

2. If Peak Result complies with AV limit, AV Result is deemed to comply with AV limit.

3. Test setup: RBW: 1 MHz, VBW: 3 MHz, Sweep time: auto.

# TR-4-E-009 Radiated Emission Test Result

**Test Site** : DDT 3m Chamber 3#

D:\E3 6.111\2022 Report Data\Q21123116-2E BAR1000\FCC ABOVE 1G 2.4G.EM6

**Test Date** : 2022-04-09

**Tested By** : James Gan

**EUT** : Multi-Channel Soundbar with wireless subwoofer

**Model Number** : BAR 1000

**Power Supply** : AC 120V/60Hz

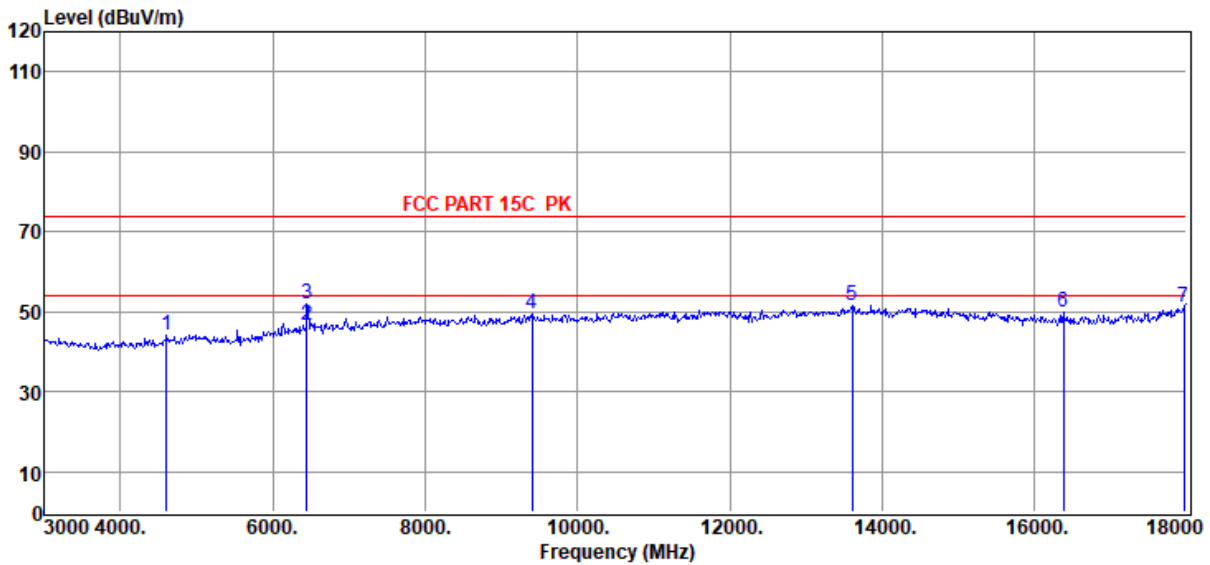
**Test Mode** : TX Mode

**Condition** : Temp:24.5°C,Humi:55%,Press:100.1kPa

**Antenna/Distance** : 2021 BBHA 9120D 3#/3m/VERTICAL

**Memo** : 11AX20 2412 RU26 0

Data: 60



Item (Mark)	Freq. (MHz)	Read Level (dBuV)	Antenna Factor (dB/m)	PRM Factor dB	Cable Loss dB	Filter Factor dB	Result Level (dBuV/m)	Limit Line (dBuV/m)	Over Limit (dB)	Detector	Polarization
1	4605.00	48.15	31.84	40.32	2.40	2.13	44.20	74.00	-29.80	Peak	VERTICAL
2	6450.00	45.96	35.08	40.14	3.25	2.56	46.71	54.00	-7.29	Average	VERTICAL
3	6450.00	51.38	35.08	40.14	3.25	2.56	52.13	74.00	-21.87	Peak	VERTICAL
4	9405.00	45.01	38.62	40.18	3.56	2.30	49.31	74.00	-24.69	Peak	VERTICAL
5	13605.00	44.48	39.98	39.98	4.10	2.92	51.50	74.00	-22.50	Peak	VERTICAL
6	16380.00	44.04	37.90	39.98	4.70	3.27	49.93	74.00	-24.07	Peak	VERTICAL
7	17970.00	40.67	42.31	40.68	4.95	3.78	51.03	74.00	-22.97	Peak	VERTICAL

Note: 1. Result Level = Read Level + Antenna Factor + Cable loss + Filter Factor - PRM Factor.

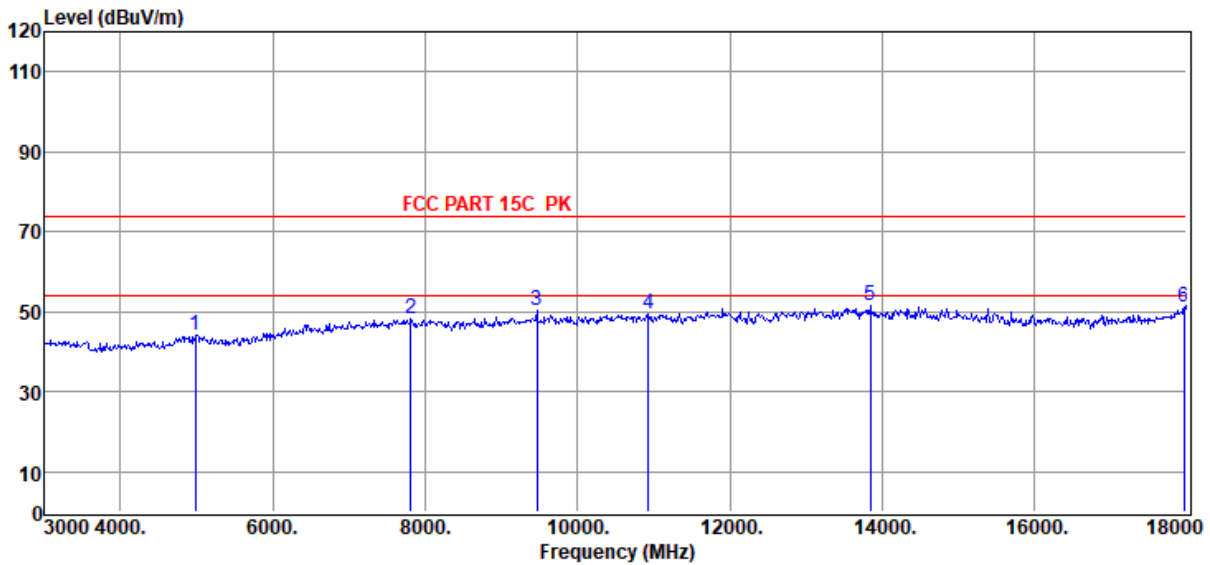
2. If Peak Result complies with AV limit, AV Result is deemed to comply with AV limit.

3. Test setup: RBW: 1 MHz, VBW: 3 MHz, Sweep time: auto.

# TR-4-E-009 Radiated Emission Test Result

**Test Site** : DDT 3m Chamber 3# D:\E3 6.111\2022 Report Data\Q21123116-2E BAR1000\FCC ABOVE 1G 2.4G.EM6  
**Test Date** : 2022-04-09 **Tested By** : James Gan  
**EUT** : Multi-Channel Soundbar with wireless subwoofer **Model Number** : BAR 1000  
**Power Supply** : AC 120V/60Hz **Test Mode** : TX Mode  
**Condition** : Temp:24.5°C,Humi:55%,Press:100.1kPa **Antenna/Distance** : 2021 BBHA 9120D 3#/3m/HORIZONTAL  
**Memo** : 11AX20 2437 RU26 8

Data: 61



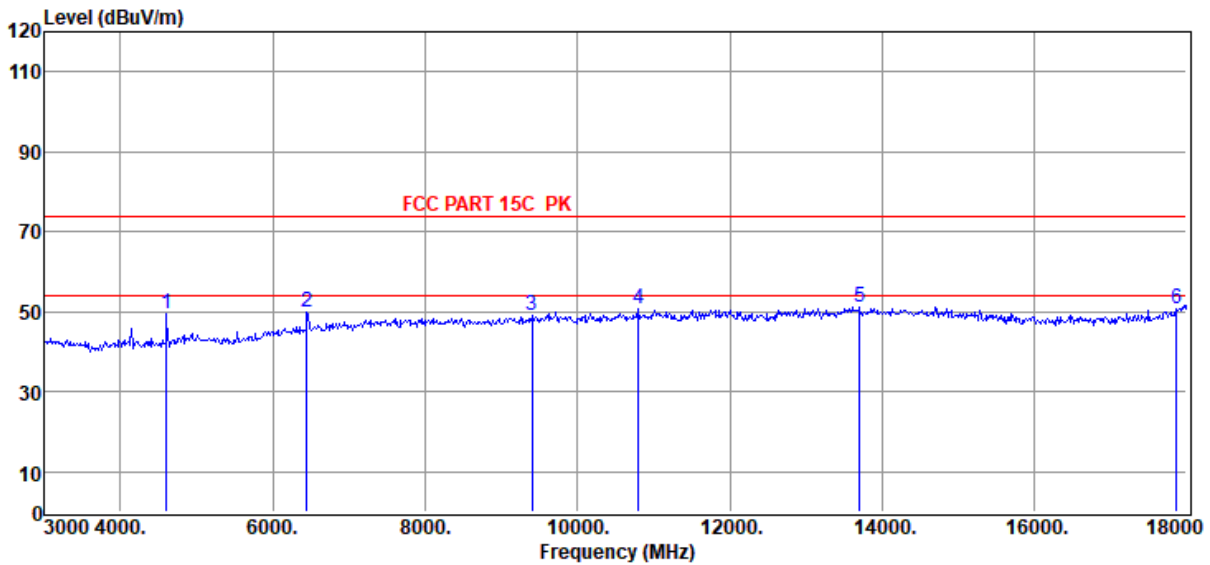
Item (Mark)	Freq. (MHz)	Read Level (dBuV)	Antenna Factor (dB/m)	PRM Factor dB	Cable Loss dB	Filter Factor dB	Result Level (dBuV/m)	Limit Line (dBuV/m)	Over Limit (dB)	Detector	Polarization
1	4980.00	46.89	33.04	40.40	2.53	2.19	44.25	74.00	-29.75	Peak	HORIZONTAL
2	7815.00	45.73	36.78	39.78	3.17	2.28	48.18	74.00	-25.82	Peak	HORIZONTAL
3	9465.00	45.99	38.67	40.23	3.60	2.32	50.35	74.00	-23.65	Peak	HORIZONTAL
4	10935.00	44.45	39.26	40.23	3.78	2.39	49.65	74.00	-24.35	Peak	HORIZONTAL
5	13845.00	43.98	39.93	39.81	4.36	2.91	51.37	74.00	-22.63	Peak	HORIZONTAL
6	17970.00	40.72	42.31	40.68	4.95	3.78	51.08	74.00	-22.92	Peak	HORIZONTAL

Note: 1. Result Level = Read Level + Antenna Factor + Cable loss + Filter Factor - PRM Factor.  
 2. If Peak Result complies with AV limit, AV Result is deemed to comply with AV limit.  
 3. Test setup: RBW: 1 MHz, VBW: 3 MHz, Sweep time: auto.

# TR-4-E-009 Radiated Emission Test Result

**Test Site** : DDT 3m Chamber 3# D:\E3 6.111\2022 Report Data\Q21123116-2E BAR1000\FCC ABOVE 1G 2.4G.EM6  
**Test Date** : 2022-04-09 **Tested By** : James Gan  
**EUT** : Multi-Channel Soundbar with wireless subwoofer **Model Number** : BAR 1000  
**Power Supply** : AC 120V/60Hz **Test Mode** : TX Mode  
**Condition** : Temp:24.5°C,Humi:55%,Press:100.1kPa **Antenna/Distance** : 2021 BBHA 9120D 3#/3m/VERTICAL  
**Memo** : 11AX20 2437 RU26 8

Data: 62



Item (Mark)	Freq. (MHz)	Read Level (dBuV)	Antenna Factor (dB/m)	PRM Factor dB	Cable Loss dB	Filter Factor dB	Result Level (dBuV/m)	Limit Line (dBuV/m)	Over Limit (dB)	Detector	Polarization
1	4605.00	53.53	31.84	40.32	2.40	2.13	49.58	74.00	-24.42	Peak	VERTICAL
2	6450.00	49.26	35.08	40.14	3.25	2.56	50.01	74.00	-23.99	Peak	VERTICAL
3	9405.00	44.57	38.62	40.18	3.56	2.30	48.87	74.00	-25.13	Peak	VERTICAL
4	10800.00	45.47	39.18	40.28	3.75	2.40	50.52	74.00	-23.48	Peak	VERTICAL
5	13710.00	44.04	39.96	39.90	4.22	2.92	51.24	74.00	-22.76	Peak	VERTICAL
6	17865.00	41.02	41.66	40.62	4.92	3.75	50.73	74.00	-23.27	Peak	VERTICAL

Note: 1. Result Level = Read Level + Antenna Factor + Cable loss + Filter Factor - PRM Factor.  
 2. If Peak Result complies with AV limit, AV Result is deemed to comply with AV limit.  
 3. Test setup: RBW: 1 MHz, VBW: 3 MHz, Sweep time: auto.

# TR-4-E-009 Radiated Emission Test Result

**Test Site** : DDT 3m Chamber 3#

D:\E3 6.111\2022 Report Data\Q21123116-2E BAR1000\FCC ABOVE 1G 2.4G.EM6

**Test Date** : 2022-04-09

**Tested By** : James Gan

**EUT** : Multi-Channel Soundbar with wireless subwoofer

**Model Number** : BAR 1000

**Power Supply** : AC 120V/60Hz

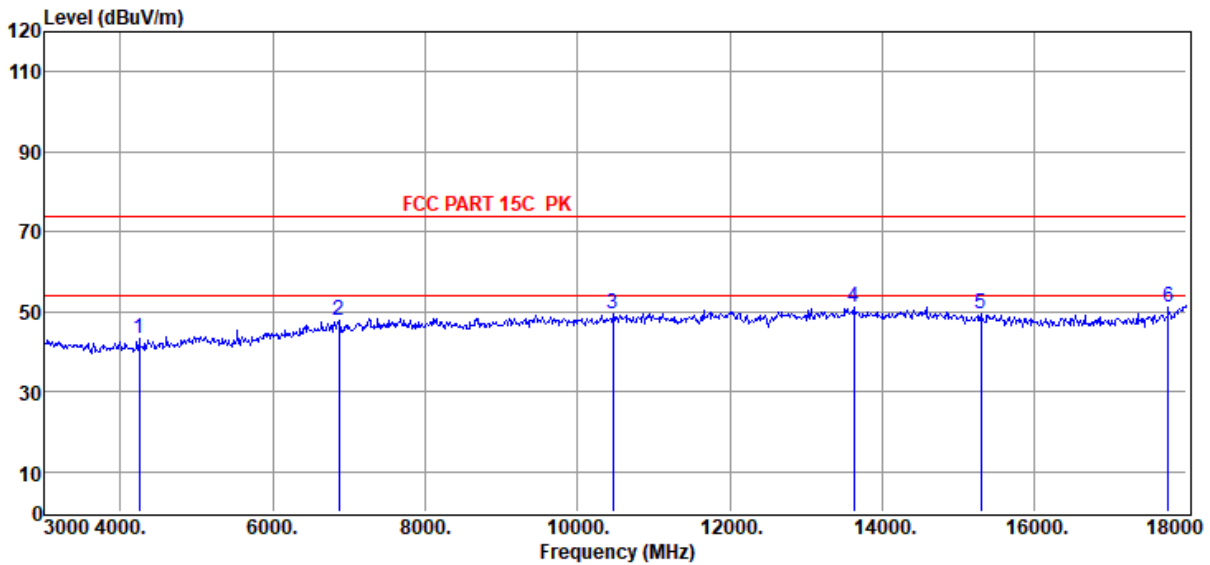
**Test Mode** : TX Mode

**Condition** : Temp:24.5°C,Humi:55%,Press:100.1kPa

**Antenna/Distance** : 2021 BBHA 9120D 3#/3m/HORIZONTAL

**Memo** : 11AX20 2462 RU26 0

Data: 63



Item (Mark)	Freq. (MHz)	Read Level (dBuV)	Antenna Factor (dB/m)	PRM Factor dB	Cable Loss dB	Filter Factor dB	Result Level (dBuV/m)	Limit Line (dBuV/m)	Over Limit (dB)	Detector	Polarization
1	4245.00	48.09	31.30	40.25	2.23	2.08	43.45	74.00	-30.55	Peak	HORIZONTAL
2	6870.00	46.33	35.79	39.80	3.09	2.33	47.74	74.00	-26.26	Peak	HORIZONTAL
3	10470.00	44.84	38.96	40.41	3.67	2.43	49.49	74.00	-24.51	Peak	HORIZONTAL
4	13635.00	43.96	39.97	39.96	4.14	2.92	51.03	74.00	-22.97	Peak	HORIZONTAL
5	15300.00	42.77	39.08	39.69	4.52	2.77	49.45	74.00	-24.55	Peak	HORIZONTAL
6	17760.00	42.09	41.01	40.56	4.89	3.72	51.15	74.00	-22.85	Peak	HORIZONTAL

Note: 1. Result Level = Read Level + Antenna Factor + Cable loss + Filter Factor - PRM Factor.  
 2. If Peak Result complies with AV limit, AV Result is deemed to comply with AV limit.  
 3. Test setup: RBW: 1 MHz, VBW: 3 MHz, Sweep time: auto.



# TR-4-E-009 Radiated Emission Test Result

**Test Site** : DDT 3m Chamber 3#

D:\E3 6.111\2022 Report Data\Q21123116-2E BAR1000\FCC ABOVE 1G 2.4G.EM6

**Test Date** : 2022-04-09

**Tested By** : James Gan

**EUT** : Multi-Channel Soundbar with wireless subwoofer

**Model Number** : BAR 1000

**Power Supply** : AC 120V/60Hz

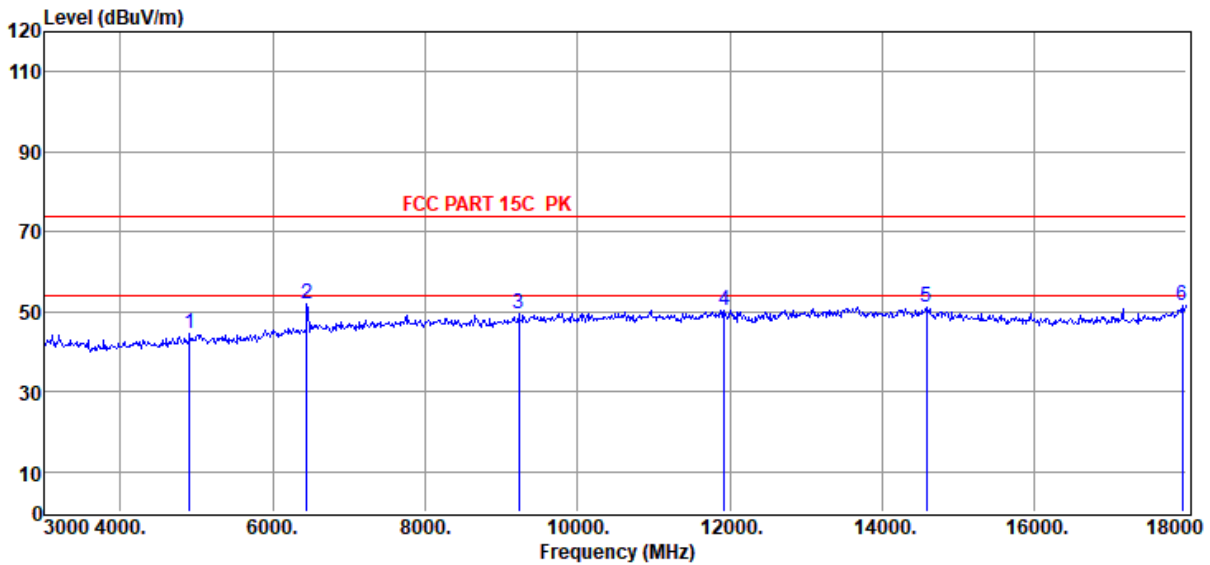
**Test Mode** : TX Mode

**Condition** : Temp:24.5°C,Humi:55%,Press:100.1kPa

**Antenna/Distance** : 2021 BBHA 9120D 3#/3m/VERTICAL

**Memo** : 11AX20 2462 RU26 0

Data: 64



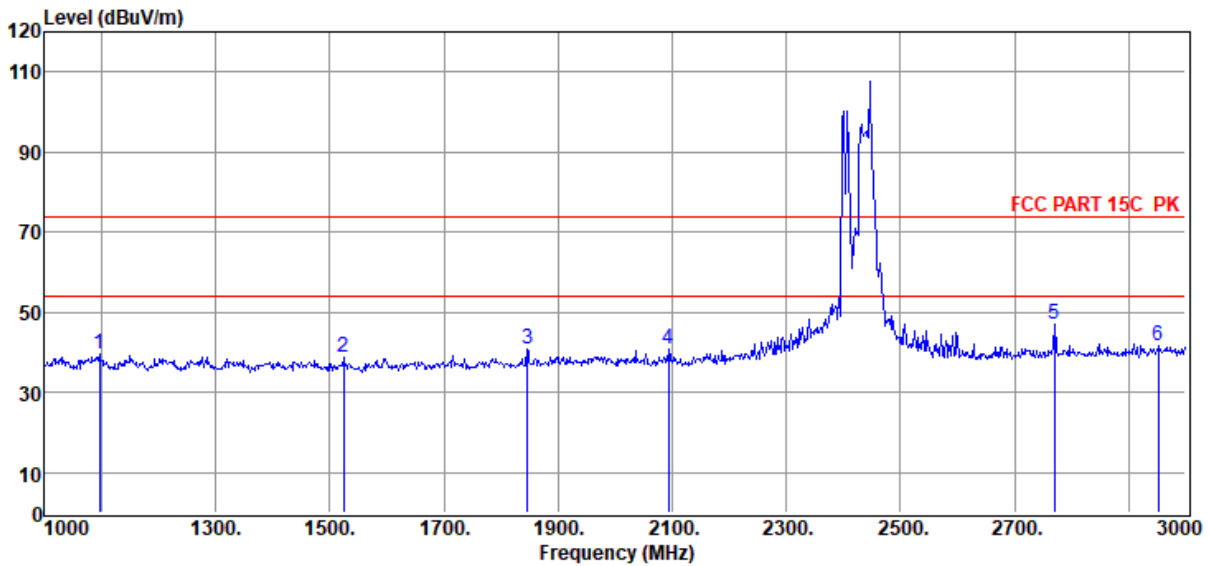
Item (Mark)	Freq. (MHz)	Read Level (dBuV)	Antenna Factor (dB/m)	PRM Factor dB	Cable Loss dB	Filter Factor dB	Result Level (dBuV/m)	Limit Line (dBuV/m)	Over Limit (dB)	Detector	Polarization
1	4905.00	47.33	32.80	40.38	2.51	2.18	44.44	74.00	-29.56	Peak	VERTICAL
2	6450.00	51.03	35.08	40.14	3.25	2.56	51.78	74.00	-22.22	Peak	VERTICAL
3	9225.00	45.18	38.48	40.06	3.46	2.25	49.31	74.00	-24.69	Peak	VERTICAL
4	11925.00	44.81	39.17	40.11	4.04	2.40	50.31	74.00	-23.69	Peak	VERTICAL
5	14580.00	43.69	39.84	39.64	4.37	2.74	51.00	74.00	-23.00	Peak	VERTICAL
6	17940.00	41.47	42.13	40.66	4.94	3.77	51.65	74.00	-22.35	Peak	VERTICAL

Note: 1. Result Level = Read Level + Antenna Factor + Cable loss + Filter Factor - PRM Factor.  
 2. If Peak Result complies with AV limit, AV Result is deemed to comply with AV limit.  
 3. Test setup: RBW: 1 MHz, VBW: 3 MHz, Sweep time: auto.

# TR-4-E-009 Radiated Emission Test Result

**Test Site** : DDT 3m Chamber 3#  
**Test Date** : 2022-04-10  
**EUT** : Multi-Channel Soundbar with wireless subwoofer  
**Power Supply** : AC 120V/60Hz  
**Condition** : Temp:24.5°C,Humi:55%,Press:100.1kPa  
**Memo** : 3DH5 2402+SRD 2406+2.4GWIFI AX20SU 2437  
**D:\E3 6.111\2022 Report Data\Q21123116-2E BAR1000\FCC ABOVE 1G 2.4G.EM6**  
**Tested By** : James Gan  
**Model Number** : BAR 1000  
**Test Mode** : TX Mode  
**Antenna/Distance** : 2021 BBHA 9120D 3#/3m/HORIZONTAL

Data: 65



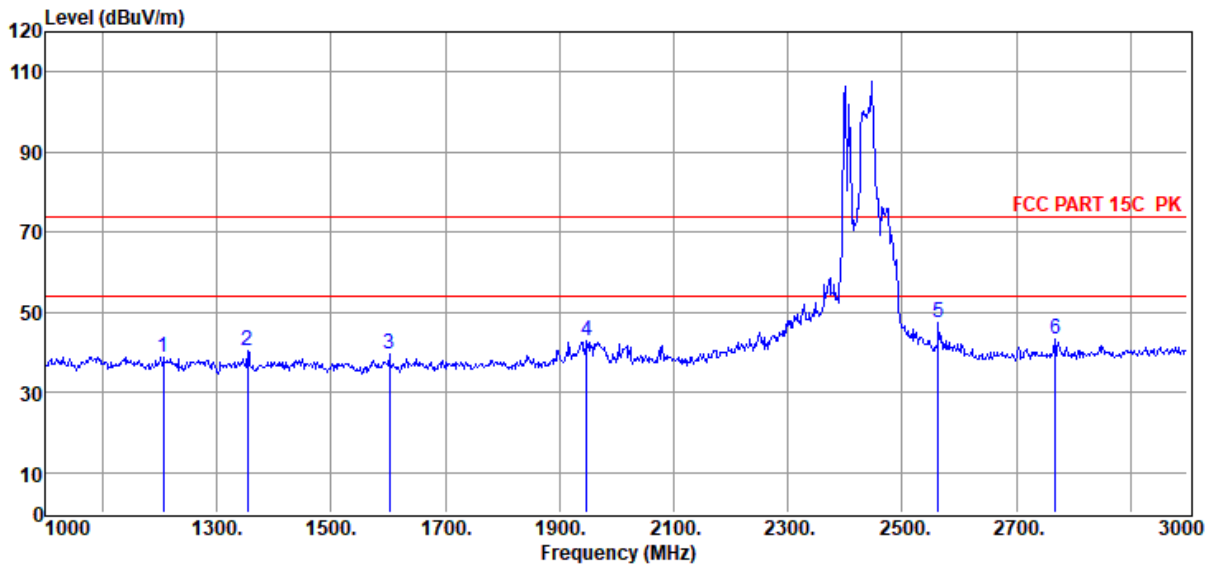
Item (Mark)	Freq. (MHz)	Read Level (dBuV)	Antenna Factor (dB/m)	PRM Factor dB	Cable Loss dB	Filter Factor dB	Result Level (dBuV/m)	Limit Line (dBuV/m)	Over Limit (dB)	Detector	Polarization
1	1096.00	50.30	25.48	38.04	1.15	0.52	39.41	74.00	-34.59	Peak	HORIZONTAL
2	1524.00	50.03	25.46	38.69	1.39	0.59	38.78	74.00	-35.22	Peak	HORIZONTAL
3	1846.00	51.37	26.30	39.17	1.53	0.65	40.68	74.00	-33.32	Peak	HORIZONTAL
4	2094.00	50.98	26.87	39.45	1.63	0.69	40.72	74.00	-33.28	Peak	HORIZONTAL
5	2770.00	55.79	28.63	39.78	1.81	0.76	47.21	74.00	-26.79	Peak	HORIZONTAL
6	2952.00	49.60	29.32	39.88	1.86	0.78	41.68	74.00	-32.32	Peak	HORIZONTAL

Note: 1. Result Level = Read Level + Antenna Factor + Cable loss + Filter Factor - PRM Factor.  
 2. If Peak Result complies with AV limit, AV Result is deemed to comply with AV limit.  
 3. Test setup: RBW: 1 MHz, VBW: 3 MHz, Sweep time: auto.

# TR-4-E-009 Radiated Emission Test Result

**Test Site** : DDT 3m Chamber 3# D:\E3 6.111\2022 Report Data\Q21123116-2E BAR1000\FCC ABOVE 1G 2.4G.EM6  
**Test Date** : 2022-04-10 **Tested By** : James Gan  
**EUT** : Multi-Channel Soundbar with wireless subwoofer **Model Number** : BAR 1000  
**Power Supply** : AC 120V/60Hz **Test Mode** : TX Mode  
**Condition** : Temp:24.5°C,Humi:55%,Press:100.1kPa **Antenna/Distance** : 2021 BBHA 9120D 3#/3m/VERTICAL  
**Memo** : 3DH5 2402+SRD 2406+2.4GWIFI AX20SU 2437

Data: 66



Item (Mark)	Freq. (MHz)	Read Level (dBuV)	Antenna Factor (dB/m)	PRM Factor dB	Cable Loss dB	Filter Factor dB	Result Level (dBuV/m)	Limit Line (dBuV/m)	Over Limit (dB)	Detector	Polarization
1	1206.00	49.82	25.46	38.21	1.22	0.54	38.83	74.00	-35.17	Peak	VERTICAL
2	1354.00	51.36	25.43	38.43	1.30	0.56	40.22	74.00	-33.78	Peak	VERTICAL
3	1602.00	50.82	25.67	38.80	1.42	0.61	39.72	74.00	-34.28	Peak	VERTICAL
4	1948.00	53.42	26.56	39.32	1.58	0.67	42.91	74.00	-31.09	Peak	VERTICAL
5	2564.00	56.86	27.84	39.68	1.76	0.74	47.52	74.00	-26.48	Peak	VERTICAL
6	2768.00	51.73	28.62	39.78	1.81	0.76	43.14	74.00	-30.86	Peak	VERTICAL

Note: 1. Result Level = Read Level + Antenna Factor + Cable loss + Filter Factor - PRM Factor.  
 2. If Peak Result complies with AV limit, AV Result is deemed to comply with AV limit.  
 3. Test setup: RBW: 1 MHz, VBW: 3 MHz, Sweep time: auto.

# TR-4-E-009 Radiated Emission Test Result

**Test Site** : DDT 3m Chamber 3#

D:\E3 6.111\2022 Report Data\Q21123116-2E BAR1000\FCC ABOVE 1G 2.4G.EM6

**Test Date** : 2022-04-10

**Tested By** : James Gan

**EUT** : Multi-Channel Soundbar with wireless subwoofer

**Model Number** : BAR 1000

**Power Supply** : AC 120V/60Hz

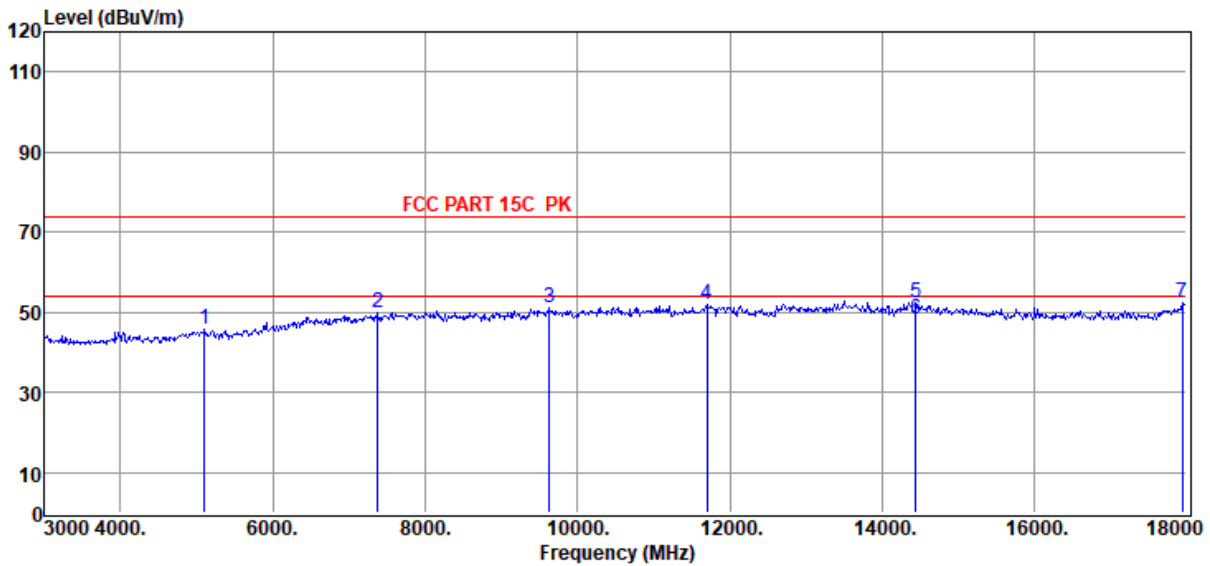
**Test Mode** : TX Mode

**Condition** : Temp:24.5°C,Humi:55%,Press:100.1kPa

**Antenna/Distance** : 2021 BBHA 9120D 3#/3m/HORIZONTAL

**Memo** : 3DH5 2402+SRD 2406+2.4GWIFI AX20SU 2437

Data: 67



Item (Mark)	Freq. (MHz)	Read Level (dBuV)	Antenna Factor (dB/m)	PRM Factor (dB)	Cable Loss (dB)	Filter Factor (dB)	Result Level (dBuV/m)	Limit Line (dBuV/m)	Over Limit (dB)	Detector	Polarization
1	5100.00	48.33	33.04	40.41	2.55	2.25	45.76	74.00	-28.24	Peak	HORIZONTAL
2	7380.00	47.93	36.30	39.74	3.11	2.27	49.87	74.00	-24.13	Peak	HORIZONTAL
3	9630.00	46.84	38.62	40.34	3.63	2.37	51.12	74.00	-22.88	Peak	HORIZONTAL
4	11700.00	46.59	39.08	40.13	4.00	2.39	51.93	74.00	-22.07	Peak	HORIZONTAL
5	14445.00	45.03	39.90	39.66	4.37	2.78	52.42	74.00	-21.58	Peak	HORIZONTAL
6	14445.00	40.87	39.90	39.66	4.37	2.78	48.26	54.00	-5.74	Average	HORIZONTAL
7	17940.00	42.05	42.13	40.66	4.94	3.77	52.23	74.00	-21.77	Peak	HORIZONTAL

Note: 1. Result Level = Read Level + Antenna Factor + Cable loss + Filter Factor - PRM Factor.

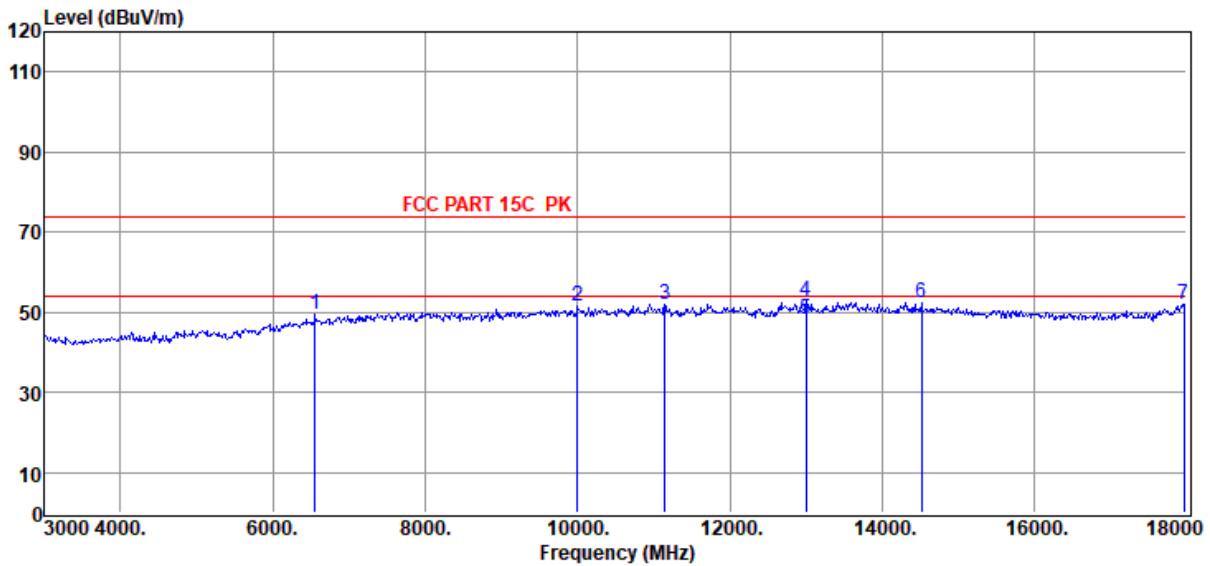
2. If Peak Result complies with AV limit, AV Result is deemed to comply with AV limit.

3. Test setup: RBW: 1 MHz, VBW: 3 MHz, Sweep time: auto.

# TR-4-E-009 Radiated Emission Test Result

**Test Site** : DDT 3m Chamber 3# D:\E3 6.111\2022 Report Data\Q21123116-2E BAR1000\FCC ABOVE 1G 2.4G.EM6  
**Test Date** : 2022-04-10 **Tested By** : James Gan  
**EUT** : Multi-Channel Soundbar with wireless subwoofer **Model Number** : BAR 1000  
**Power Supply** : AC 120V/60Hz **Test Mode** : TX Mode  
**Condition** : Temp:24.5°C,Humi:55%,Press:100.1kPa **Antenna/Distance** : 2021 BBHA 9120D 3#/3m/VERTICAL  
**Memo** : 3DH5 2402+SRD 2406+2.4GWIFI AX20SU 2437

Data: 68

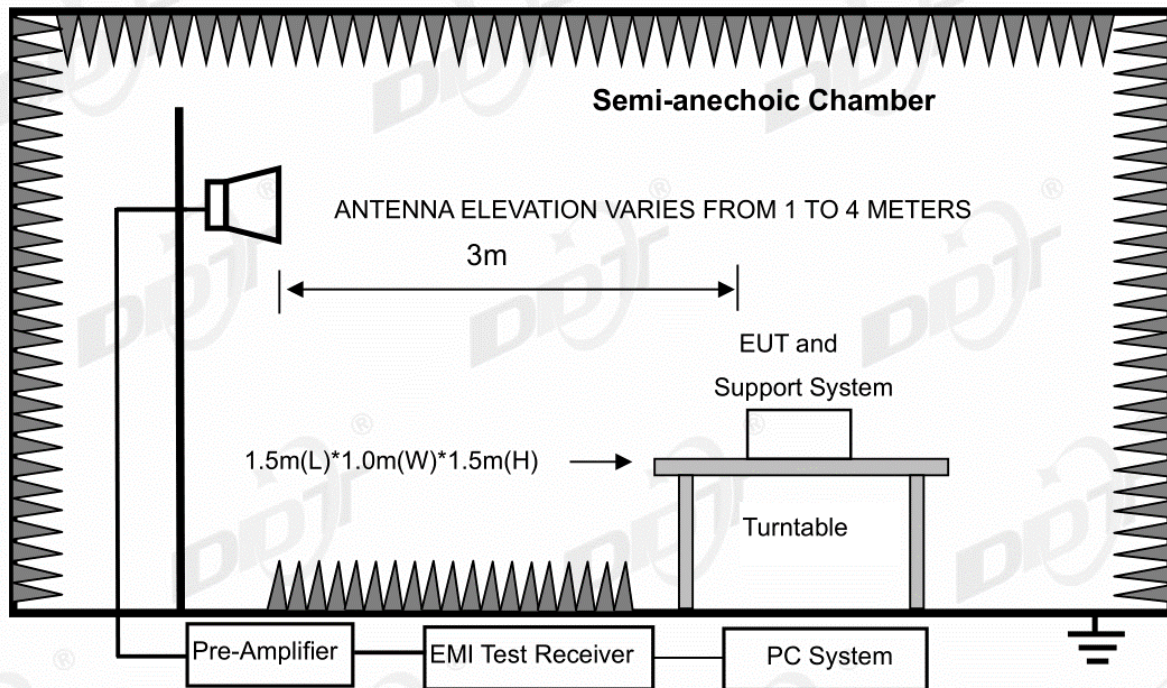


Item (Mark)	Freq. (MHz)	Read Level (dBuV)	Antenna Factor (dB/m)	PRM Factor dB	Cable Loss dB	Filter Factor dB	Result Level (dBuV/m)	Limit Line (dBuV/m)	Over Limit (dB)	Detector	Polarization
1	6555.00	48.58	35.29	40.06	3.24	2.50	49.55	74.00	-24.45	Peak	VERTICAL
2	10005.00	47.72	38.41	40.60	3.67	2.48	51.68	74.00	-22.32	Peak	VERTICAL
3	11145.00	46.66	39.21	40.19	3.85	2.38	51.91	74.00	-22.09	Peak	VERTICAL
4	13005.00	46.07	39.60	40.40	4.40	2.96	52.63	74.00	-21.37	Peak	VERTICAL
5	13005.00	41.58	39.60	40.40	4.40	2.96	48.14	54.00	-5.86	Average	VERTICAL
6	14520.00	45.04	39.88	39.65	4.35	2.75	52.37	74.00	-21.63	Peak	VERTICAL
7	17970.00	41.60	42.31	40.68	4.95	3.78	51.96	74.00	-22.04	Peak	VERTICAL

Note: 1. Result Level = Read Level + Antenna Factor + Cable loss + Filter Factor - PRM Factor.  
 2. If Peak Result complies with AV limit, AV Result is deemed to comply with AV limit.  
 3. Test setup: RBW: 1 MHz, VBW: 3 MHz, Sweep time: auto.

## 9. Radiated Band Edge Compliance

### 9.1. Block diagram of test setup



### 9.2. Limit

All restricted frequency bands shall not exceed the limits shown in 15.209, all the other emissions outside operation frequency band 2400 MHz to 2483.5 MHz shall be at least 20dB below the fundamental emissions or comply with RSS-Gen Issue 3 clause 7.2.5 (Same as FCC 15.209) limits.

### 9.3. Test procedure

Same with clause 8.3 except change investigated frequency range from 2310 MHz to 2430 MHz and 2445 MHz to 2500 MHz.

Remark: For 802.11ax, according exploratory explorer test, when the RU SIZE is larger, the Radiated Band Edge is worse, so the SU mode is shown in report.

### 9.4. Test result

**Pass. (See below detailed test result)**

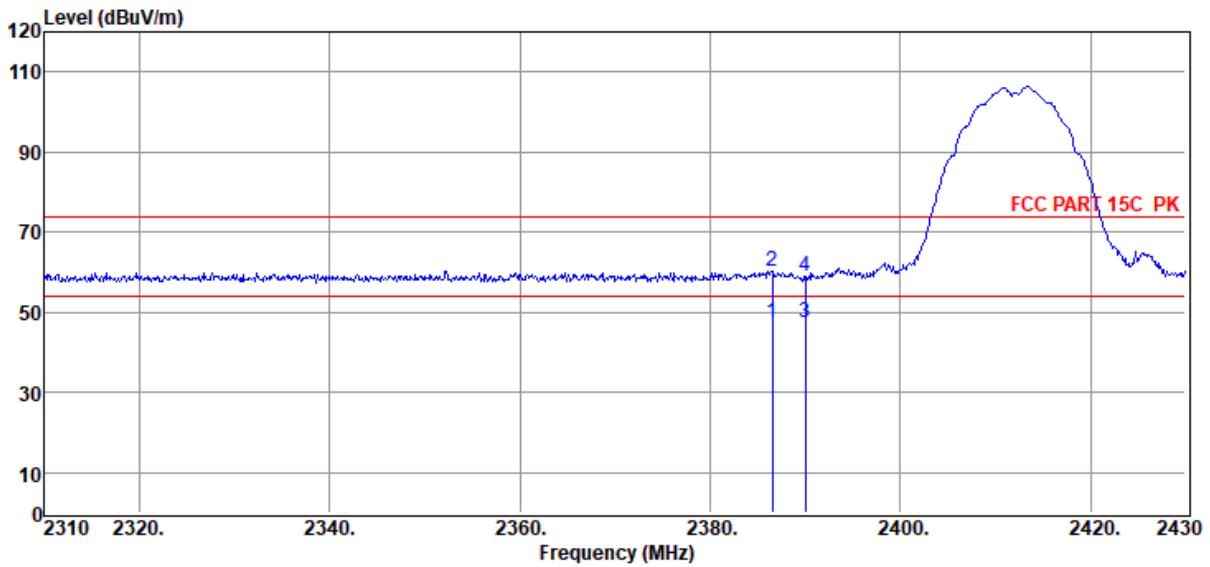
# TR-4-E-009 Radiated Emission Test Result

**Test Site** : DDT 3m Chamber 3#  
**Test Date** : 2022-04-01  
**EUT** : Multi-Channel Soundbar with wireless subwoofer  
**Power Supply** : AC 120V/60Hz  
**Condition** : Temp:24.5°C,Humi:55%,Press:100.1kPa  
**Memo** : 11B 2412 ANT1

**Tested By** : James Gan  
**Model Number** : BAR 1000  
**Test Mode** : TX Mode  
**Antenna/Distance** : 2021 BBHA 9120D 3#/3m/HORIZONTAL

D:\E3 6.111\2022 Report Data\Q21123116-2E BAR1000\FCC ABOVE 1G 2.4G.EM6

Data: 1



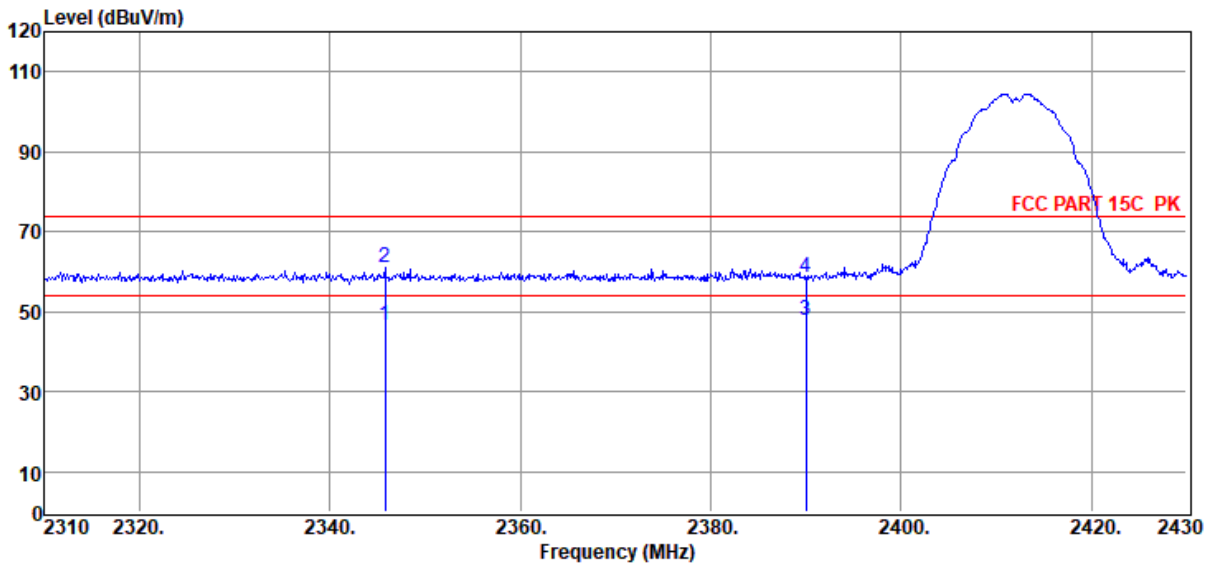
Item (Mark)	Freq. (MHz)	Read Level (dBμV)	Antenna Factor (dB/m)	PRM Factor dB	Cable Loss dB	Filter Factor dB	Result Level (dBμV/m)	Limit Line (dBμV/m)	Over Limit (dB)	Detector	Polarization
1	2386.56	37.03	27.40	39.59	1.71	0.72	47.27	54.00	-6.73	Average	HORIZONTAL
2	2386.56	50.13	27.40	39.59	1.71	0.72	60.37	74.00	-13.63	Peak	HORIZONTAL
3	2390.04	37.13	27.40	39.60	1.71	0.72	47.36	54.00	-6.64	Average	HORIZONTAL
4	2390.04	48.66	27.40	39.60	1.71	0.72	58.89	74.00	-15.11	Peak	HORIZONTAL

Note: 1. Result Level = Read Level + Antenna Factor + Cable loss + Filter Factor - PRM Factor.  
 2. If Peak Result complies with AV limit, AV Result is deemed to comply with AV limit.  
 3. Test setup: RBW: 1 MHz, VBW: 3 MHz, Sweep time: auto.

# TR-4-E-009 Radiated Emission Test Result

**Test Site** : DDT 3m Chamber 3# D:\E3 6.111\2022 Report Data\Q21123116-2E BAR1000\FCC ABOVE 1G 2.4G.EM6  
**Test Date** : 2022-04-01 **Tested By** : James Gan  
**EUT** : Multi-Channel Soundbar with wireless subwoofer **Model Number** : BAR 1000  
**Power Supply** : AC 120V/60Hz **Test Mode** : TX Mode  
**Condition** : Temp:24.5°C,Humi:55%,Press:100.1kPa **Antenna/Distance** : 2021 BBHA 9120D 3#/3m/VERTICAL  
**Memo** : 11B 2412 ANT1

Data: 2



Item (Mark)	Freq. (MHz)	Read Level (dBuV)	Antenna Factor (dB/m)	PRM Factor dB	Cable Loss dB	Filter Factor dB	Result Level (dBuV/m)	Limit Line (dBuV/m)	Over Limit (dB)	Detector	Polarization
1	2345.76	36.46	27.32	39.57	1.70	0.72	46.63	54.00	-7.37	Average	VERTICAL
2	2345.76	50.73	27.32	39.57	1.70	0.72	60.90	74.00	-13.10	Peak	VERTICAL
3	2390.04	37.52	27.40	39.60	1.71	0.72	47.75	54.00	-6.25	Average	VERTICAL
4	2390.04	48.19	27.40	39.60	1.71	0.72	58.42	74.00	-15.58	Peak	VERTICAL

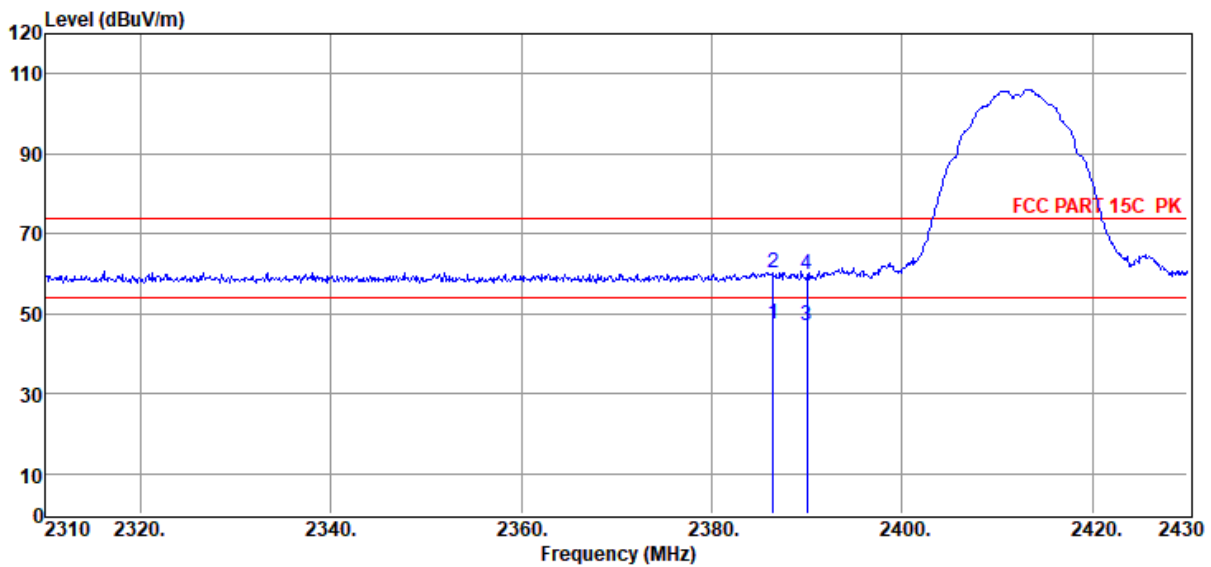
Note: 1. Result Level = Read Level + Antenna Factor + Cable loss + Filter Factor - PRM Factor.  
 2. If Peak Result complies with AV limit, AV Result is deemed to comply with AV limit.  
 3. Test setup: RBW: 1 MHz, VBW: 3 MHz, Sweep time: auto.



# TR-4-E-009 Radiated Emission Test Result

**Test Site** : DDT 3m Chamber 3# D:\E3 6.111\2022 Report Data\Q21123116-2E BAR1000\FCC ABOVE 1G 2.4G.EM6  
**Test Date** : 2022-04-01 **Tested By** : James Gan  
**EUT** : Multi-Channel Soundbar with wireless subwoofer **Model Number** : BAR 1000  
**Power Supply** : AC 120V/60Hz **Test Mode** : TX Mode  
**Condition** : Temp:24.5°C,Humi:55%,Press:100.1kPa **Antenna/Distance** : 2021 BBHA 9120D  
3#/3m/HORIZONTAL  
**Memo** : 11B 2412 ANT2

Data: 3



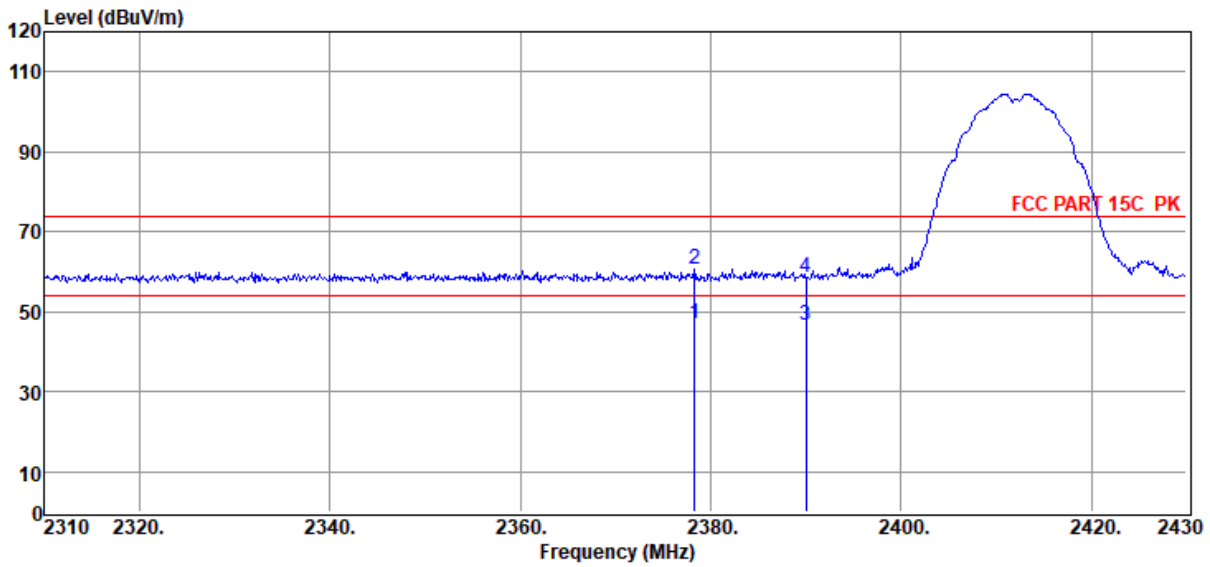
Item (Mark)	Freq. (MHz)	Read Level (dBuV)	Antenna Factor (dB/m)	PRM Factor dB	Cable Loss dB	Filter Factor dB	Result Level (dBuV/m)	Limit Line (dBuV/m)	Over Limit (dB)	Detector	Polarization
1	2386.44	37.22	27.40	39.59	1.71	0.72	47.46	54.00	-6.54	Average	HORIZONTAL
2	2386.44	50.14	27.40	39.59	1.71	0.72	60.38	74.00	-13.62	Peak	HORIZONTAL
3	2390.04	36.76	27.40	39.60	1.71	0.72	46.99	54.00	-7.01	Average	HORIZONTAL
4	2390.04	49.69	27.40	39.60	1.71	0.72	59.92	74.00	-14.08	Peak	HORIZONTAL

Note: 1. Result Level = Read Level + Antenna Factor + Cable loss + Filter Factor - PRM Factor.  
 2. If Peak Result complies with AV limit, AV Result is deemed to comply with AV limit.  
 3. Test setup: RBW: 1 MHz, VBW: 3 MHz, Sweep time: auto.

# TR-4-E-009 Radiated Emission Test Result

**Test Site** : DDT 3m Chamber 3# D:\E3 6.111\2022 Report Data\Q21123116-2E BAR1000\FCC ABOVE 1G 2.4G.EM6  
**Test Date** : 2022-04-01 **Tested By** : James Gan  
**EUT** : Multi-Channel Soundbar with wireless subwoofer **Model Number** : BAR 1000  
**Power Supply** : AC 120V/60Hz **Test Mode** : TX Mode  
**Condition** : Temp:24.5°C,Humi:55%,Press:100.1kPa **Antenna/Distance** : 2021 BBHA 9120D 3#/3m/VERTICAL  
**Memo** : 11B 2412 ANT2

Data: 4



Item (Mark)	Freq. (MHz)	Read Level (dBuV)	Antenna Factor (dB/m)	PRM Factor dB	Cable Loss dB	Filter Factor dB	Result Level (dBuV/m)	Limit Line (dBuV/m)	Over Limit (dB)	Detector	Polarization
1	2378.28	36.91	27.38	39.59	1.71	0.72	47.13	54.00	-6.87	Average	VERTICAL
2	2378.28	50.46	27.38	39.59	1.71	0.72	60.68	74.00	-13.32	Peak	VERTICAL
3	2390.04	36.45	27.40	39.60	1.71	0.72	46.68	54.00	-7.32	Average	VERTICAL
4	2390.04	48.34	27.40	39.60	1.71	0.72	58.57	74.00	-15.43	Peak	VERTICAL

Note: 1. Result Level = Read Level + Antenna Factor + Cable loss + Filter Factor - PRM Factor.  
 2. If Peak Result complies with AV limit, AV Result is deemed to comply with AV limit.  
 3. Test setup: RBW: 1 MHz, VBW: 3 MHz, Sweep time: auto.

# TR-4-E-009 Radiated Emission Test Result

**Test Site** : DDT 3m Chamber 3#

D:\E3 6.111\2022 Report Data\Q21123116-2E BAR1000\FCC ABOVE 1G 2.4G.EM6

**Test Date** : 2022-04-01

**Tested By** : James Gan

**EUT** : Multi-Channel Soundbar with wireless subwoofer

**Model Number** : BAR 1000

**Power Supply** : AC 120V/60Hz

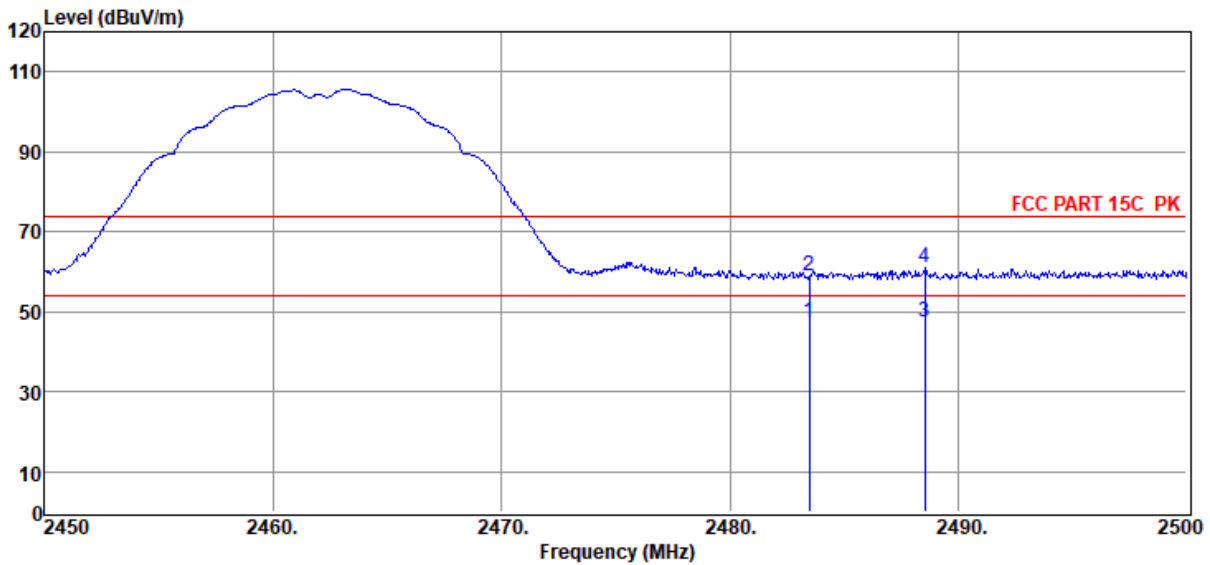
**Test Mode** : TX Mode

**Condition** : Temp:24.5°C,Humi:55%,Press:100.1kPa

**Antenna/Distance** : 2021 BBHA 9120D 3#/3m/HORIZONTAL

**Memo** : 11B 2462 ANT1

Data: 5



Item (Mark)	Freq. (MHz)	Read Level (dBuV)	Antenna Factor (dB/m)	PRM Factor dB	Cable Loss dB	Filter Factor dB	Result Level (dBuV/m)	Limit Line (dBuV/m)	Over Limit (dB)	Detector	Polarization
1	2483.50	36.97	27.57	39.64	1.74	0.73	47.37	54.00	-6.63	Average	HORIZONTAL
2	2483.50	48.51	27.57	39.64	1.74	0.73	58.91	74.00	-15.09	Peak	HORIZONTAL
3	2488.55	37.22	27.58	39.64	1.74	0.73	47.63	54.00	-6.37	Average	HORIZONTAL
4	2488.55	50.50	27.58	39.64	1.74	0.73	60.91	74.00	-13.09	Peak	HORIZONTAL

Note: 1. Result Level = Read Level + Antenna Factor + Cable loss + Filter Factor - PRM Factor.  
 2. If Peak Result complies with AV limit, AV Result is deemed to comply with AV limit.  
 3. Test setup: RBW: 1 MHz, VBW: 3 MHz, Sweep time: auto.

# TR-4-E-009 Radiated Emission Test Result

**Test Site** : DDT 3m Chamber 3#

D:\E3 6.111\2022 Report Data\Q21123116-2E BAR1000\FCC ABOVE 1G 2.4G.EM6

**Test Date** : 2022-04-01

**Tested By** : James Gan

**EUT** : Multi-Channel Soundbar with wireless subwoofer

**Model Number** : BAR 1000

**Power Supply** : AC 120V/60Hz

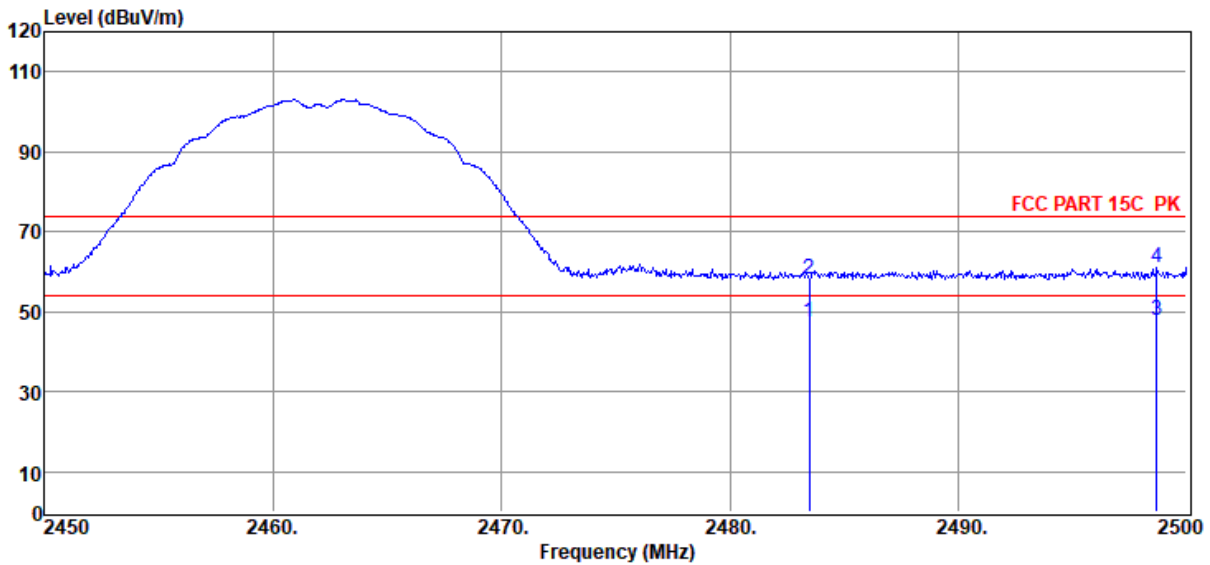
**Test Mode** : TX Mode

**Condition** : Temp:24.5°C,Humi:55%,Press:100.1kPa

**Antenna/Distance** : 2021 BBHA 9120D 3#/3m/VERTICAL

**Memo** : 11B 2462 ANT1

Data: 6



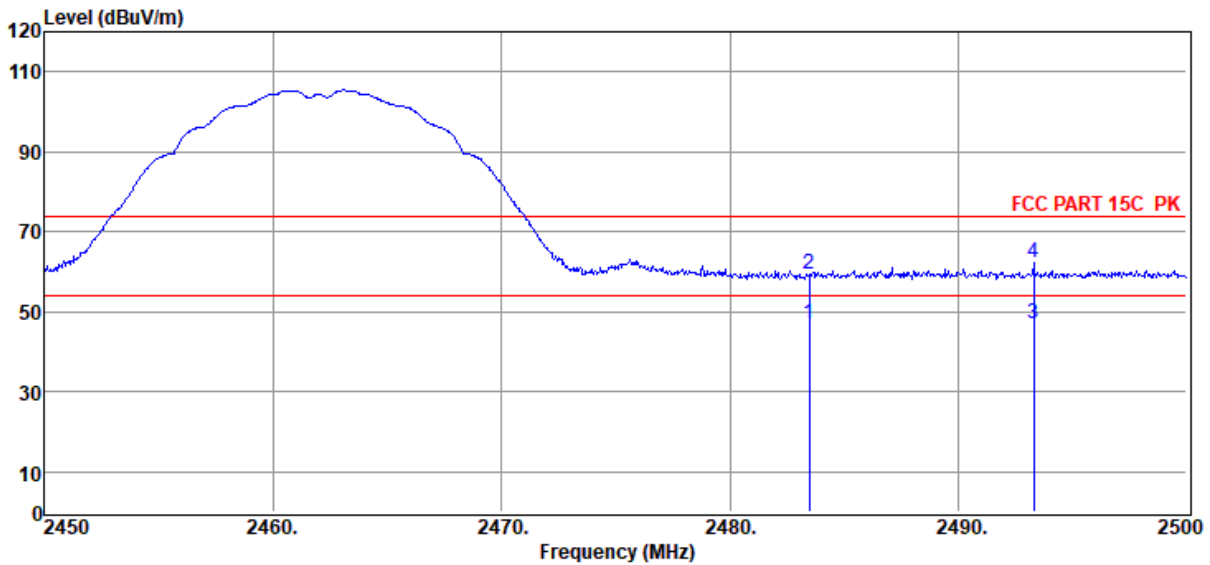
Item (Mark)	Freq. (MHz)	Read Level (dBuV)	Antenna Factor (dB/m)	PRM Factor dB	Cable Loss dB	Filter Factor dB	Result Level (dBuV/m)	Limit Line (dBuV/m)	Over Limit (dB)	Detector	Polarization
1	2483.50	37.15	27.57	39.64	1.74	0.73	47.55	54.00	-6.45	Average	VERTICAL
2	2483.50	47.93	27.57	39.64	1.74	0.73	58.33	74.00	-15.67	Peak	VERTICAL
3	2498.70	37.52	27.60	39.65	1.74	0.73	47.94	54.00	-6.06	Average	VERTICAL
4	2498.70	50.42	27.60	39.65	1.74	0.73	60.84	74.00	-13.16	Peak	VERTICAL

- Note: 1. Result Level = Read Level + Antenna Factor + Cable loss + Filter Factor - PRM Factor.  
 2. If Peak Result complies with AV limit, AV Result is deemed to comply with AV limit.  
 3. Test setup: RBW: 1 MHz, VBW: 3 MHz, Sweep time: auto.

# TR-4-E-009 Radiated Emission Test Result

**Test Site** : DDT 3m Chamber 3# D:\E3 6.111\2022 Report Data\Q21123116-2E BAR1000\FCC ABOVE 1G 2.4G.EM6  
**Test Date** : 2022-04-01 **Tested By** : James Gan  
**EUT** : Multi-Channel Soundbar with wireless subwoofer **Model Number** : BAR 1000  
**Power Supply** : AC 120V/60Hz **Test Mode** : TX Mode  
**Condition** : Temp:24.5°C,Humi:55%,Press:100.1kPa **Antenna/Distance** : 2021 BBHA 9120D  
3#/3m/HORIZONTAL  
**Memo** : 11B 2462 ANT2

Data: 7



Item (Mark)	Freq. (MHz)	Read Level (dBuV)	Antenna Factor (dB/m)	PRM Factor dB	Cable Loss dB	Filter Factor dB	Result Level (dBuV/m)	Limit Line (dBuV/m)	Over Limit (dB)	Detector	Polarization
1	2483.50	36.71	27.57	39.64	1.74	0.73	47.11	54.00	-6.89	Average	HORIZONTAL
2	2483.50	49.07	27.57	39.64	1.74	0.73	59.47	74.00	-14.53	Peak	HORIZONTAL
3	2493.30	36.68	27.59	39.65	1.74	0.73	47.09	54.00	-6.91	Average	HORIZONTAL
4	2493.30	51.65	27.59	39.65	1.74	0.73	62.06	74.00	-11.94	Peak	HORIZONTAL

Note: 1. Result Level = Read Level + Antenna Factor + Cable loss + Filter Factor - PRM Factor.  
 2. If Peak Result complies with AV limit, AV Result is deemed to comply with AV limit.  
 3. Test setup: RBW: 1 MHz, VBW: 3 MHz, Sweep time: auto.

# TR-4-E-009 Radiated Emission Test Result

**Test Site** : DDT 3m Chamber 3#

D:\E3 6.111\2022 Report Data\Q21123116-2E BAR1000\FCC ABOVE 1G 2.4G.EM6

**Test Date** : 2022-04-01

**Tested By** : James Gan

**EUT** : Multi-Channel Soundbar with wireless subwoofer

**Model Number** : BAR 1000

**Power Supply** : AC 120V/60Hz

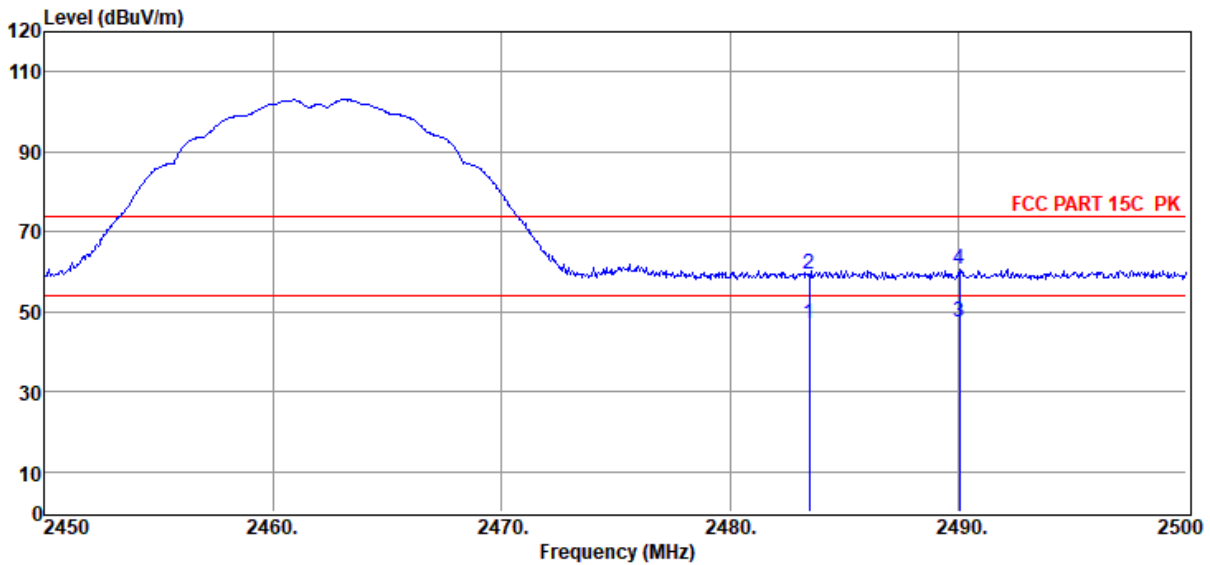
**Test Mode** : TX Mode

**Condition** : Temp:24.5°C,Humi:55%,Press:100.1kPa

**Antenna/Distance** : 2021 BBHA 9120D 3#/3m/VERTICAL

**Memo** : 11B 2462 ANT2

Data: 8



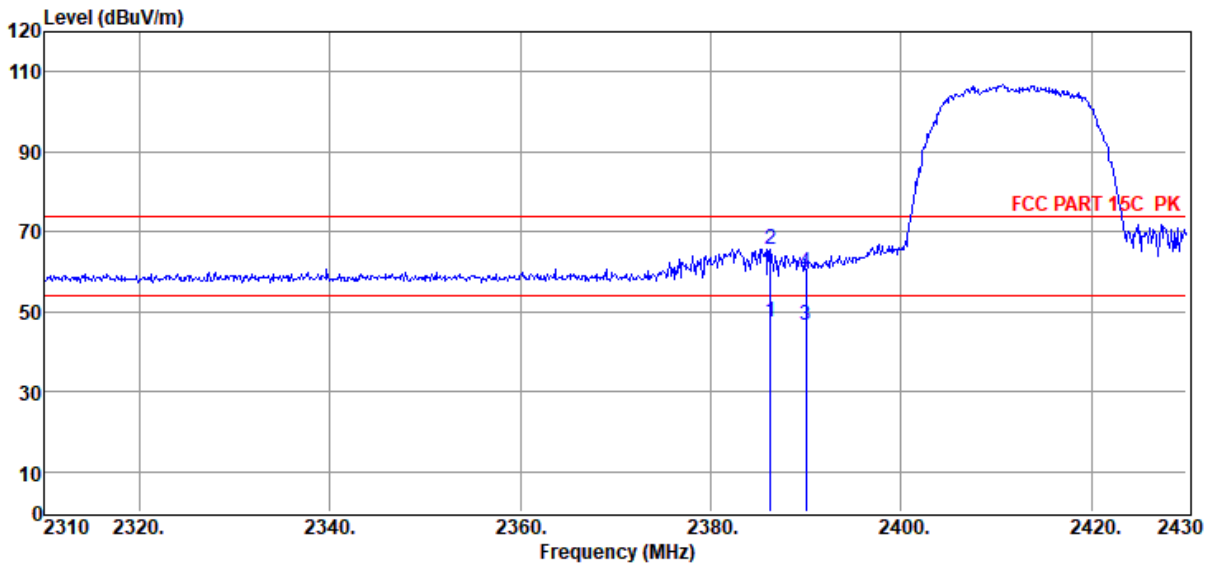
Item (Mark)	Freq. (MHz)	Read Level (dBuV)	Antenna Factor (dB/m)	PRM Factor dB	Cable Loss dB	Filter Factor dB	Result Level (dBuV/m)	Limit Line (dBuV/m)	Over Limit (dB)	Detector	Polarization
1	2483.50	36.52	27.57	39.64	1.74	0.73	46.92	54.00	-7.08	Average	VERTICAL
2	2483.50	49.07	27.57	39.64	1.74	0.73	59.47	74.00	-14.53	Peak	VERTICAL
3	2490.05	37.12	27.58	39.65	1.74	0.73	47.52	54.00	-6.48	Average	VERTICAL
4	2490.05	50.04	27.58	39.65	1.74	0.73	60.44	74.00	-13.56	Peak	VERTICAL

- Note: 1. Result Level = Read Level + Antenna Factor + Cable loss + Filter Factor - PRM Factor.  
 2. If Peak Result complies with AV limit, AV Result is deemed to comply with AV limit.  
 3. Test setup: RBW: 1 MHz, VBW: 3 MHz, Sweep time: auto.

# TR-4-E-009 Radiated Emission Test Result

**Test Site** : DDT 3m Chamber 3# D:\E3 6.111\2022 Report Data\Q21123116-2E BAR1000\FCC ABOVE 1G 2.4G.EM6  
**Test Date** : 2022-04-01 **Tested By** : James Gan  
**EUT** : Multi-Channel Soundbar with wireless subwoofer **Model Number** : BAR 1000  
**Power Supply** : AC 120V/60Hz **Test Mode** : TX Mode  
**Condition** : Temp:24.5°C,Humi:55%,Press:100.1kPa **Antenna/Distance** : 2021 BBHA 9120D  
3#/3m/HORIZONTAL  
**Memo** : 11G 2412 ANT1

Data: 9



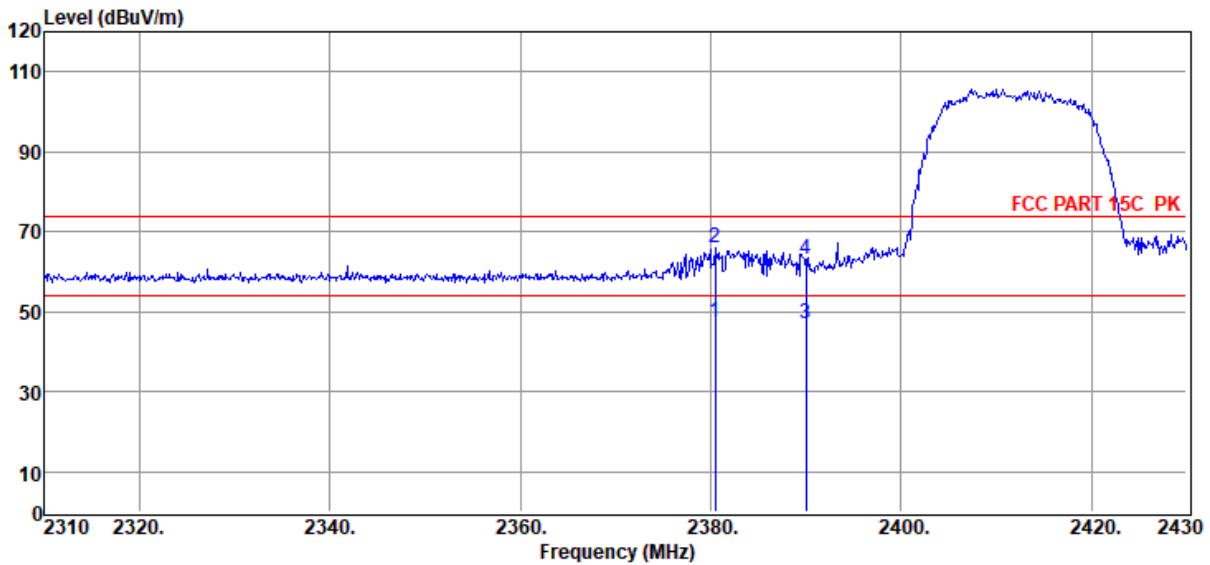
Item (Mark)	Freq. (MHz)	Read Level (dBuV)	Antenna Factor (dB/m)	PRM Factor dB	Cable Loss dB	Filter Factor dB	Result Level (dBuV/m)	Limit Line (dBuV/m)	Over Limit (dB)	Detector	Polarization
1	2386.32	37.30	27.40	39.59	1.71	0.72	47.54	54.00	-6.46	Average	HORIZONTAL
2	2386.32	55.47	27.40	39.59	1.71	0.72	65.71	74.00	-8.29	Peak	HORIZONTAL
3	2390.04	36.43	27.40	39.60	1.71	0.72	46.66	54.00	-7.34	Average	HORIZONTAL
4	2390.04	49.77	27.40	39.60	1.71	0.72	60.00	74.00	-14.00	Peak	HORIZONTAL

Note: 1. Result Level = Read Level + Antenna Factor + Cable loss + Filter Factor - PRM Factor.  
 2. If Peak Result complies with AV limit, AV Result is deemed to comply with AV limit.  
 3. Test setup: RBW: 1 MHz, VBW: 3 MHz, Sweep time: auto.

# TR-4-E-009 Radiated Emission Test Result

**Test Site** : DDT 3m Chamber 3# D:\E3 6.111\2022 Report Data\Q21123116-2E BAR1000\FCC ABOVE 1G 2.4G.EM6  
**Test Date** : 2022-04-01 **Tested By** : James Gan  
**EUT** : Multi-Channel Soundbar with wireless subwoofer **Model Number** : BAR 1000  
**Power Supply** : AC 120V/60Hz **Test Mode** : TX Mode  
**Condition** : Temp:24.5°C,Humi:55%,Press:100.1kPa **Antenna/Distance** : 2021 BBHA 9120D 3#/3m/VERTICAL  
**Memo** : 11G 2412 ANT1

Data: 10



Item (Mark)	Freq. (MHz)	Read Level (dBuV)	Antenna Factor (dB/m)	PRM Factor dB	Cable Loss dB	Filter Factor dB	Result Level (dBuV/m)	Limit Line (dBuV/m)	Over Limit (dB)	Detector	Polarization
1	2380.44	37.36	27.38	39.59	1.71	0.72	47.58	54.00	-6.42	Average	VERTICAL
2	2380.44	55.77	27.38	39.59	1.71	0.72	65.99	74.00	-8.01	Peak	VERTICAL
3	2390.04	36.74	27.40	39.60	1.71	0.72	46.97	54.00	-7.03	Average	VERTICAL
4	2390.04	52.97	27.40	39.60	1.71	0.72	63.20	74.00	-10.80	Peak	VERTICAL

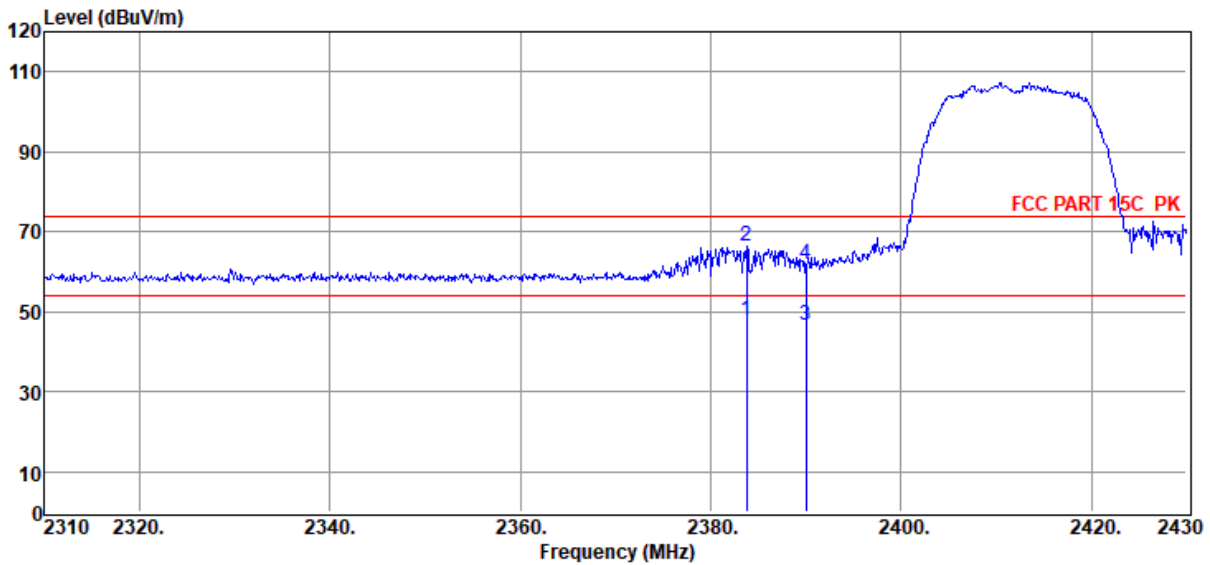
Note: 1. Result Level = Read Level + Antenna Factor + Cable loss + Filter Factor - PRM Factor.  
 2. If Peak Result complies with AV limit, AV Result is deemed to comply with AV limit.  
 3. Test setup: RBW: 1 MHz, VBW: 3 MHz, Sweep time: auto.



# TR-4-E-009 Radiated Emission Test Result

**Test Site** : DDT 3m Chamber 3# D:\E3 6.111\2022 Report Data\Q21123116-2E BAR1000\FCC ABOVE 1G 2.4G.EM6  
**Test Date** : 2022-04-01 **Tested By** : James Gan  
**EUT** : Multi-Channel Soundbar with wireless subwoofer **Model Number** : BAR 1000  
**Power Supply** : AC 120V/60Hz **Test Mode** : TX Mode  
**Condition** : Temp:24.5°C,Humi:55%,Press:100.1kPa **Antenna/Distance** : 2021 BBHA 9120D  
3#/3m/HORIZONTAL  
**Memo** : 11G 2412 ANT2

Data: 11



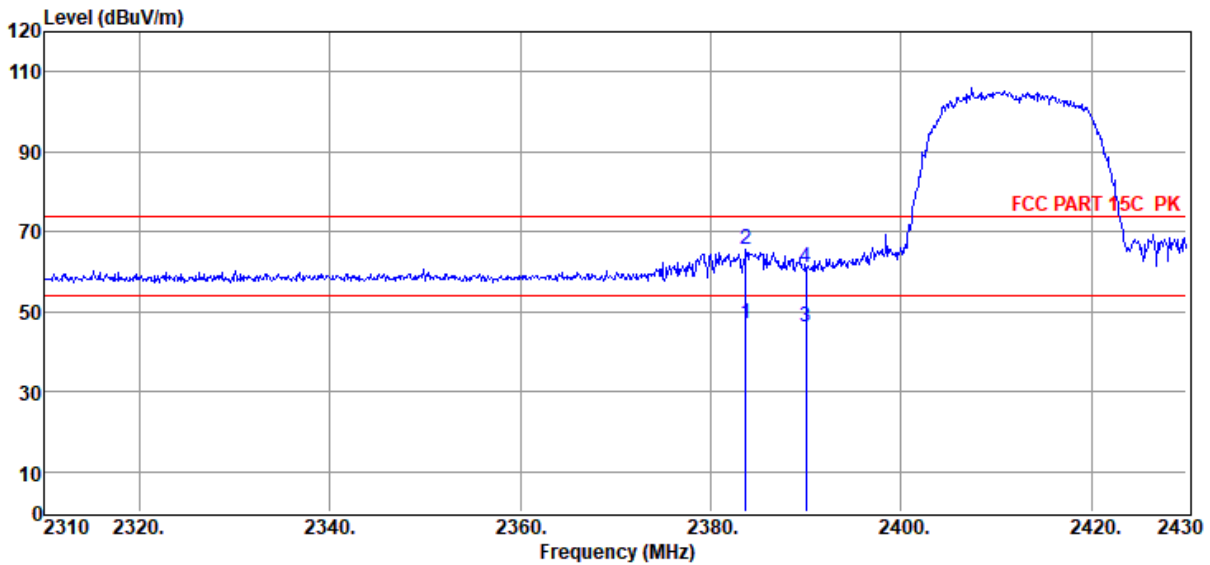
Item (Mark)	Freq. (MHz)	Read Level (dBuV)	Antenna Factor (dB/m)	PRM Factor dB	Cable Loss dB	Filter Factor dB	Result Level (dBuV/m)	Limit Line (dBuV/m)	Over Limit (dB)	Detector	Polarization
1	2383.80	37.41	27.39	39.59	1.71	0.72	47.64	54.00	-6.36	Average	HORIZONTAL
2	2383.80	56.23	27.39	39.59	1.71	0.72	66.46	74.00	-7.54	Peak	HORIZONTAL
3	2390.04	36.33	27.40	39.60	1.71	0.72	46.56	54.00	-7.44	Average	HORIZONTAL
4	2390.04	51.58	27.40	39.60	1.71	0.72	61.81	74.00	-12.19	Peak	HORIZONTAL

Note: 1. Result Level = Read Level + Antenna Factor + Cable loss + Filter Factor - PRM Factor.  
 2. If Peak Result complies with AV limit, AV Result is deemed to comply with AV limit.  
 3. Test setup: RBW: 1 MHz, VBW: 3 MHz, Sweep time: auto.

# TR-4-E-009 Radiated Emission Test Result

**Test Site** : DDT 3m Chamber 3# D:\E3 6.111\2022 Report Data\Q21123116-2E BAR1000\FCC ABOVE 1G 2.4G.EM6  
**Test Date** : 2022-04-01 **Tested By** : James Gan  
**EUT** : Multi-Channel Soundbar with wireless subwoofer **Model Number** : BAR 1000  
**Power Supply** : AC 120V/60Hz **Test Mode** : TX Mode  
**Condition** : Temp:24.5°C,Humi:55%,Press:100.1kPa **Antenna/Distance** : 2021 BBHA 9120D 3#/3m/VERTICAL  
**Memo** : 11G 2412 ANT2

Data: 12



Item (Mark)	Freq. (MHz)	Read Level (dBuV)	Antenna Factor (dB/m)	PRM Factor dB	Cable Loss dB	Filter Factor dB	Result Level (dBuV/m)	Limit Line (dBuV/m)	Over Limit (dB)	Detector	Polarization
1	2383.68	36.74	27.39	39.59	1.71	0.72	46.97	54.00	-7.03	Average	VERTICAL
2	2383.68	55.18	27.39	39.59	1.71	0.72	65.41	74.00	-8.59	Peak	VERTICAL
3	2390.04	36.13	27.40	39.60	1.71	0.72	46.36	54.00	-7.64	Average	VERTICAL
4	2390.04	50.64	27.40	39.60	1.71	0.72	60.87	74.00	-13.13	Peak	VERTICAL

Note: 1. Result Level = Read Level + Antenna Factor + Cable loss + Filter Factor - PRM Factor.  
 2. If Peak Result complies with AV limit, AV Result is deemed to comply with AV limit.  
 3. Test setup: RBW: 1 MHz, VBW: 3 MHz, Sweep time: auto.

# TR-4-E-009 Radiated Emission Test Result

**Test Site** : DDT 3m Chamber 3#

D:\E3 6.111\2022 Report Data\Q21123116-2E BAR1000\FCC ABOVE 1G 2.4G.EM6

**Test Date** : 2022-04-01

**Tested By** : James Gan

**EUT** : Multi-Channel Soundbar with wireless subwoofer

**Model Number** : BAR 1000

**Power Supply** : AC 120V/60Hz

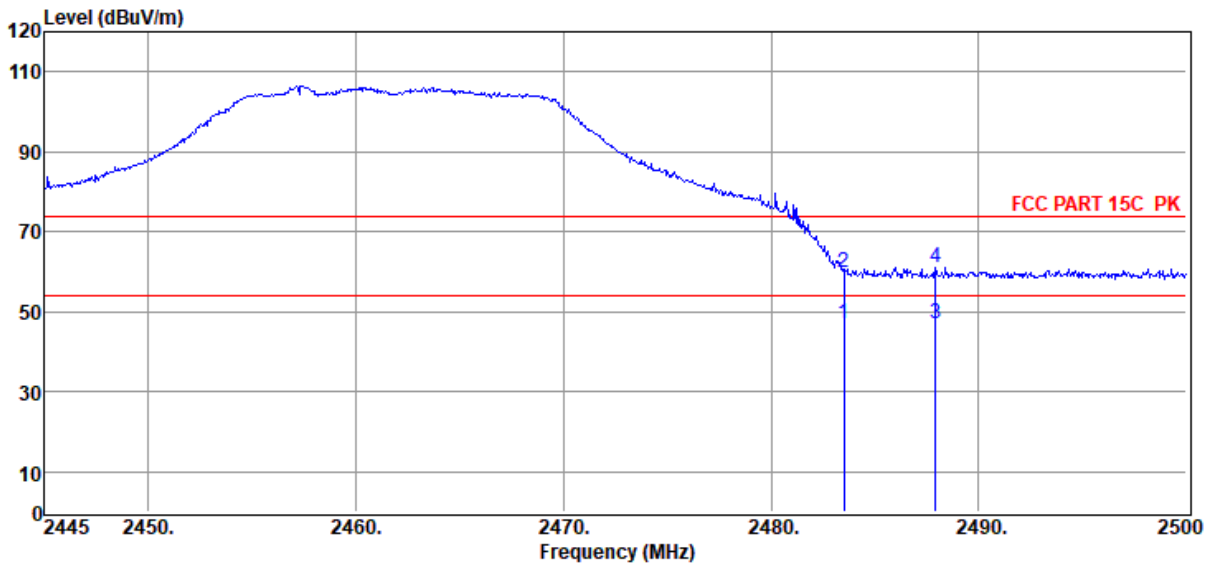
**Test Mode** : TX Mode

**Condition** : Temp:24.5°C,Humi:55%,Press:100.1kPa

**Antenna/Distance** : 2021 BBHA 9120D 3#/3m/HORIZONTAL

**Memo** : 11G 2462 ANT1

Data: 13



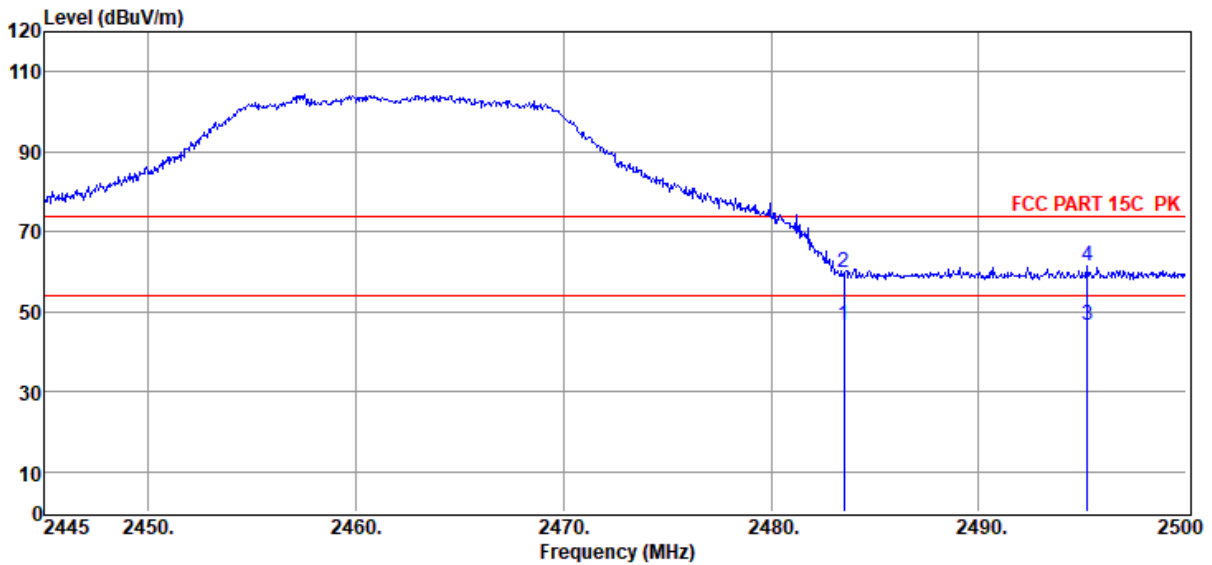
Item (Mark)	Freq. (MHz)	Read Level (dBuV)	Antenna Factor (dB/m)	PRM Factor dB	Cable Loss dB	Filter Factor dB	Result Level (dBuV/m)	Limit Line (dBuV/m)	Over Limit (dB)	Detector	Polarization
1	2483.50	36.56	27.57	39.64	1.74	0.73	46.96	54.00	-7.04	Average	HORIZONTAL
2	2483.50	49.48	27.57	39.64	1.74	0.73	59.88	74.00	-14.12	Peak	HORIZONTAL
3	2487.90	36.50	27.58	39.64	1.74	0.73	46.91	54.00	-7.09	Average	HORIZONTAL
4	2487.90	50.60	27.58	39.64	1.74	0.73	61.01	74.00	-12.99	Peak	HORIZONTAL

- Note: 1. Result Level = Read Level + Antenna Factor + Cable loss + Filter Factor - PRM Factor.  
 2. If Peak Result complies with AV limit, AV Result is deemed to comply with AV limit.  
 3. Test setup: RBW: 1 MHz, VBW: 3 MHz, Sweep time: auto.

# TR-4-E-009 Radiated Emission Test Result

**Test Site** : DDT 3m Chamber 3# D:\E3 6.111\2022 Report Data\Q21123116-2E BAR1000\FCC ABOVE 1G 2.4G.EM6  
**Test Date** : 2022-04-01 **Tested By** : James Gan  
**EUT** : Multi-Channel Soundbar with wireless subwoofer **Model Number** : BAR 1000  
**Power Supply** : AC 120V/60Hz **Test Mode** : TX Mode  
**Condition** : Temp:24.5°C,Humi:55%,Press:100.1kPa **Antenna/Distance** : 2021 BBHA 9120D 3#/3m/VERTICAL  
**Memo** : 11G 2462 ANT1

Data: 14



Item (Mark)	Freq. (MHz)	Read Level (dBuV)	Antenna Factor (dB/m)	PRM Factor dB	Cable Loss dB	Filter Factor dB	Result Level (dBuV/m)	Limit Line (dBuV/m)	Over Limit (dB)	Detector	Polarization
1	2483.50	36.26	27.57	39.64	1.74	0.73	46.66	54.00	-7.34	Average	VERTICAL
2	2483.50	49.55	27.57	39.64	1.74	0.73	59.95	74.00	-14.05	Peak	VERTICAL
3	2495.22	36.20	27.59	39.65	1.74	0.73	46.61	54.00	-7.39	Average	VERTICAL
4	2495.22	50.85	27.59	39.65	1.74	0.73	61.26	74.00	-12.74	Peak	VERTICAL

Note: 1. Result Level = Read Level + Antenna Factor + Cable loss + Filter Factor - PRM Factor.  
 2. If Peak Result complies with AV limit, AV Result is deemed to comply with AV limit.  
 3. Test setup: RBW: 1 MHz, VBW: 3 MHz, Sweep time: auto.

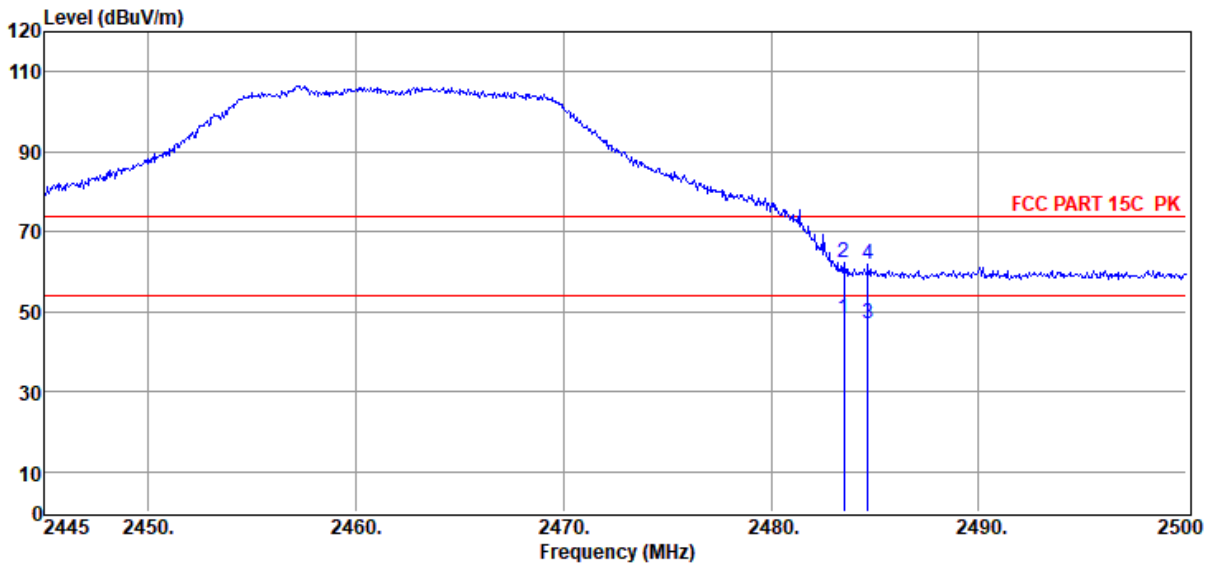
# TR-4-E-009 Radiated Emission Test Result

**Test Site** : DDT 3m Chamber 3#  
**Test Date** : 2022-04-01  
**EUT** : Multi-Channel Soundbar with wireless subwoofer  
**Power Supply** : AC 120V/60Hz  
**Condition** : Temp:24.5°C,Humi:55%,Press:100.1kPa  
**Memo** : 11G 2462 ANT2

**Tested By** : James Gan  
**Model Number** : BAR 1000  
**Test Mode** : TX Mode  
**Antenna/Distance** : 2021 BBHA 9120D  
 3#/3m/HORIZONTAL

D:\E3 6.111\2022 Report Data\Q21123116-2E BAR1000\FCC ABOVE 1G 2.4G.EM6

Data: 15



Item (Mark)	Freq. (MHz)	Read Level (dBuV)	Antenna Factor (dB/m)	PRM Factor dB	Cable Loss dB	Filter Factor dB	Result Level (dBuV/m)	Limit Line (dBuV/m)	Over Limit (dB)	Detector	Polarization
1	2483.50	37.98	27.57	39.64	1.74	0.73	48.38	54.00	-5.62	Average	HORIZONTAL
2	2483.50	51.69	27.57	39.64	1.74	0.73	62.09	74.00	-11.91	Peak	HORIZONTAL
3	2484.66	36.75	27.57	39.64	1.74	0.73	47.15	54.00	-6.85	Average	HORIZONTAL
4	2484.66	51.32	27.57	39.64	1.74	0.73	61.72	74.00	-12.28	Peak	HORIZONTAL

Note: 1. Result Level = Read Level + Antenna Factor + Cable loss + Filter Factor - PRM Factor.  
 2. If Peak Result complies with AV limit, AV Result is deemed to comply with AV limit.  
 3. Test setup: RBW: 1 MHz, VBW: 3 MHz, Sweep time: auto.

# TR-4-E-009 Radiated Emission Test Result

**Test Site** : DDT 3m Chamber 3#

D:\E3 6.111\2022 Report Data\Q21123116-2E BAR1000\FCC ABOVE 1G 2.4G.EM6

**Test Date** : 2022-04-01

**Tested By** : James Gan

**EUT** : Multi-Channel Soundbar with wireless subwoofer

**Model Number** : BAR 1000

**Power Supply** : AC 120V/60Hz

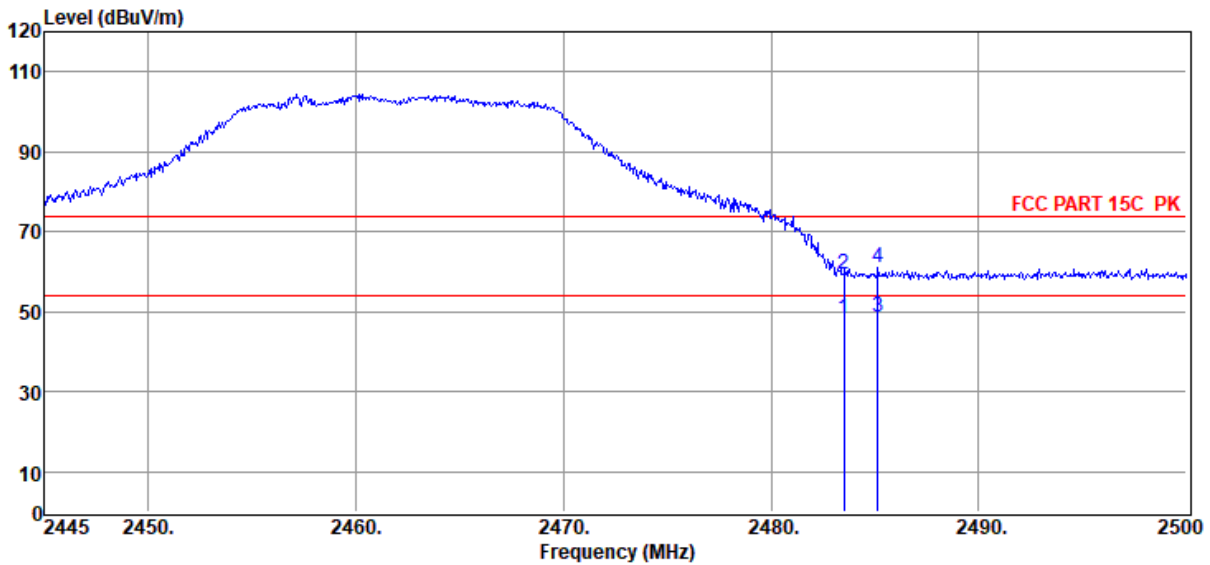
**Test Mode** : TX Mode

**Condition** : Temp:24.5°C,Humi:55%,Press:100.1kPa

**Antenna/Distance** : 2021 BBHA 9120D 3#/3m/VERTICAL

**Memo** : 11G 2462 ANT2

Data: 16



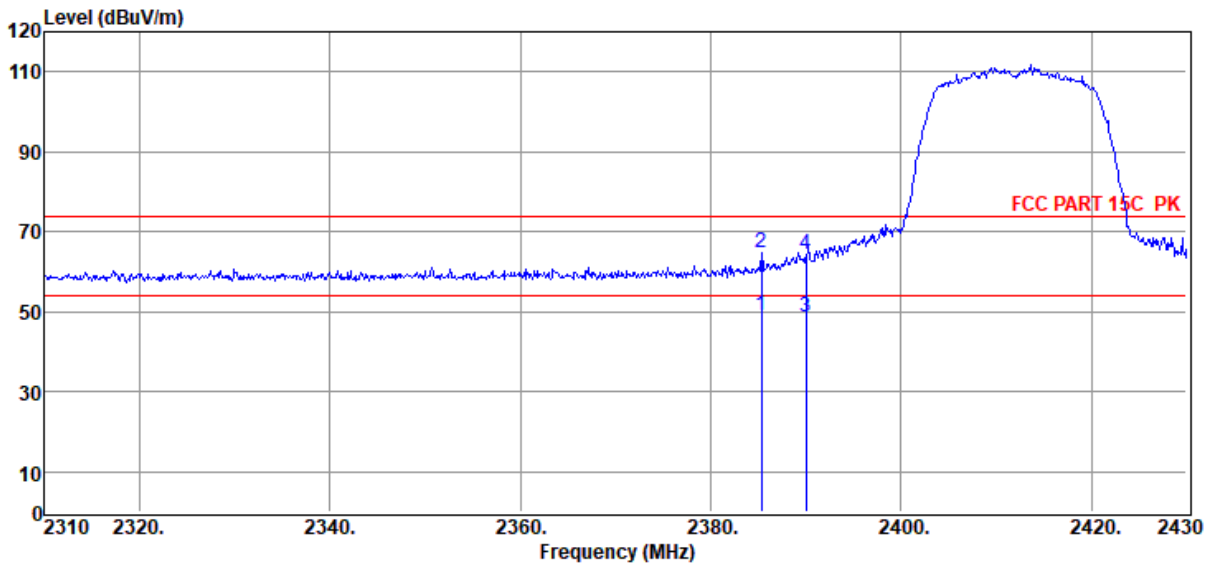
Item (Mark)	Freq. (MHz)	Read Level (dBuV)	Antenna Factor (dB/m)	PRM Factor dB	Cable Loss dB	Filter Factor dB	Result Level (dBuV/m)	Limit Line (dBuV/m)	Over Limit (dB)	Detector	Polarization
1	2483.50	37.77	27.57	39.64	1.74	0.73	48.17	54.00	-5.83	Average	VERTICAL
2	2483.50	48.78	27.57	39.64	1.74	0.73	59.18	74.00	-14.82	Peak	VERTICAL
3	2485.15	38.28	27.57	39.64	1.74	0.73	48.68	54.00	-5.32	Average	VERTICAL
4	2485.15	50.66	27.57	39.64	1.74	0.73	61.06	74.00	-12.94	Peak	VERTICAL

Note: 1. Result Level = Read Level + Antenna Factor + Cable loss + Filter Factor - PRM Factor.  
 2. If Peak Result complies with AV limit, AV Result is deemed to comply with AV limit.  
 3. Test setup: RBW: 1 MHz, VBW: 3 MHz, Sweep time: auto.

# TR-4-E-009 Radiated Emission Test Result

**Test Site** : DDT 3m Chamber 3# D:\E3 6.111\2022 Report Data\Q21123116-2E BAR1000\FCC ABOVE 1G 2.4G.EM6  
**Test Date** : 2022-04-01 **Tested By** : James Gan  
**EUT** : Multi-Channel Soundbar with wireless subwoofer **Model Number** : BAR 1000  
**Power Supply** : AC 120V/60Hz **Test Mode** : TX Mode  
**Condition** : Temp:24.5°C,Humi:55%,Press:100.1kPa **Antenna/Distance** : 2021 BBHA 9120D  
3#/3m/HORIZONTAL  
**Memo** : 11N20 2412

Data: 17



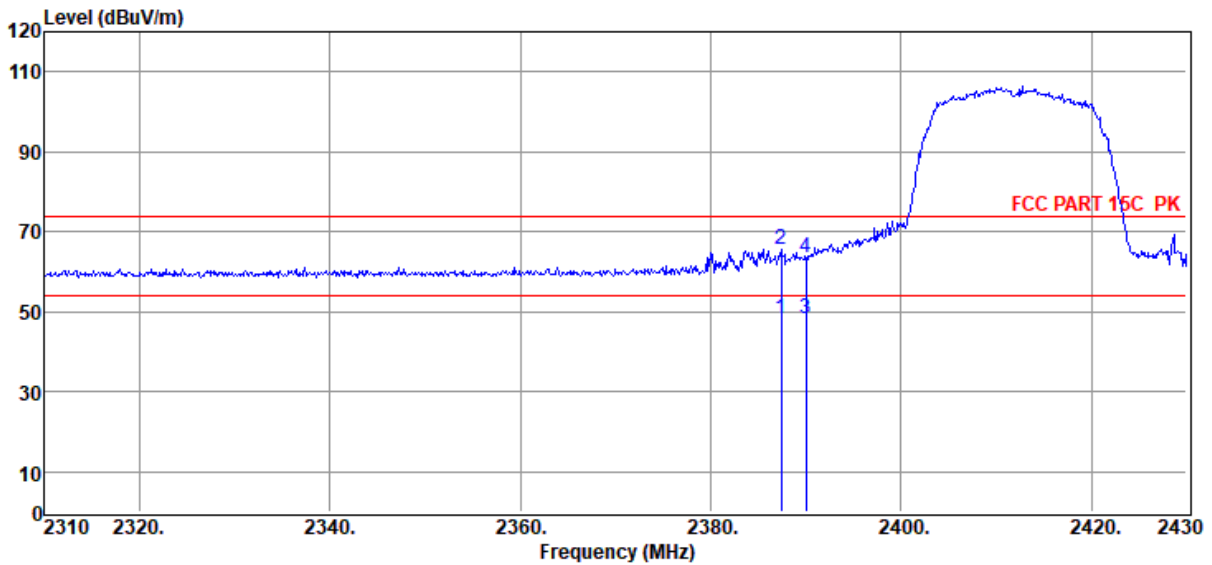
Item (Mark)	Freq. (MHz)	Read Level (dBuV)	Antenna Factor (dB/m)	PRM Factor dB	Cable Loss dB	Filter Factor dB	Result Level (dBuV/m)	Limit Line (dBuV/m)	Over Limit (dB)	Detector	Polarization
1	2385.36	38.66	27.39	39.59	1.71	0.72	48.89	54.00	-5.11	Average	HORIZONTAL
2	2385.36	54.63	27.39	39.59	1.71	0.72	64.86	74.00	-9.14	Peak	HORIZONTAL
3	2390.04	38.26	27.40	39.60	1.71	0.72	48.49	54.00	-5.51	Average	HORIZONTAL
4	2390.04	54.07	27.40	39.60	1.71	0.72	64.30	74.00	-9.70	Peak	HORIZONTAL

Note: 1. Result Level = Read Level + Antenna Factor + Cable loss + Filter Factor - PRM Factor.  
 2. If Peak Result complies with AV limit, AV Result is deemed to comply with AV limit.  
 3. Test setup: RBW: 1 MHz, VBW: 3 MHz, Sweep time: auto.

# TR-4-E-009 Radiated Emission Test Result

**Test Site** : DDT 3m Chamber 3# D:\E3 6.111\2022 Report Data\Q21123116-2E BAR1000\FCC ABOVE 1G 2.4G.EM6  
**Test Date** : 2022-04-01 **Tested By** : James Gan  
**EUT** : Multi-Channel Soundbar with wireless subwoofer **Model Number** : BAR 1000  
**Power Supply** : AC 120V/60Hz **Test Mode** : TX Mode  
**Condition** : Temp:24.5°C,Humi:55%,Press:100.1kPa **Antenna/Distance** : 2021 BBHA 9120D 3#/3m/VERTICAL  
**Memo** : 11N20 2412

Data: 18



Item (Mark)	Freq. (MHz)	Read Level (dBuV)	Antenna Factor (dB/m)	PRM Factor dB	Cable Loss dB	Filter Factor dB	Result Level (dBuV/m)	Limit Line (dBuV/m)	Over Limit (dB)	Detector	Polarization
1	2387.40	38.08	27.40	39.59	1.71	0.72	48.32	54.00	-5.68	Average	VERTICAL
2	2387.40	55.24	27.40	39.59	1.71	0.72	65.48	74.00	-8.52	Peak	VERTICAL
3	2390.04	37.91	27.40	39.60	1.71	0.72	48.14	54.00	-5.86	Average	VERTICAL
4	2390.04	53.22	27.40	39.60	1.71	0.72	63.45	74.00	-10.55	Peak	VERTICAL

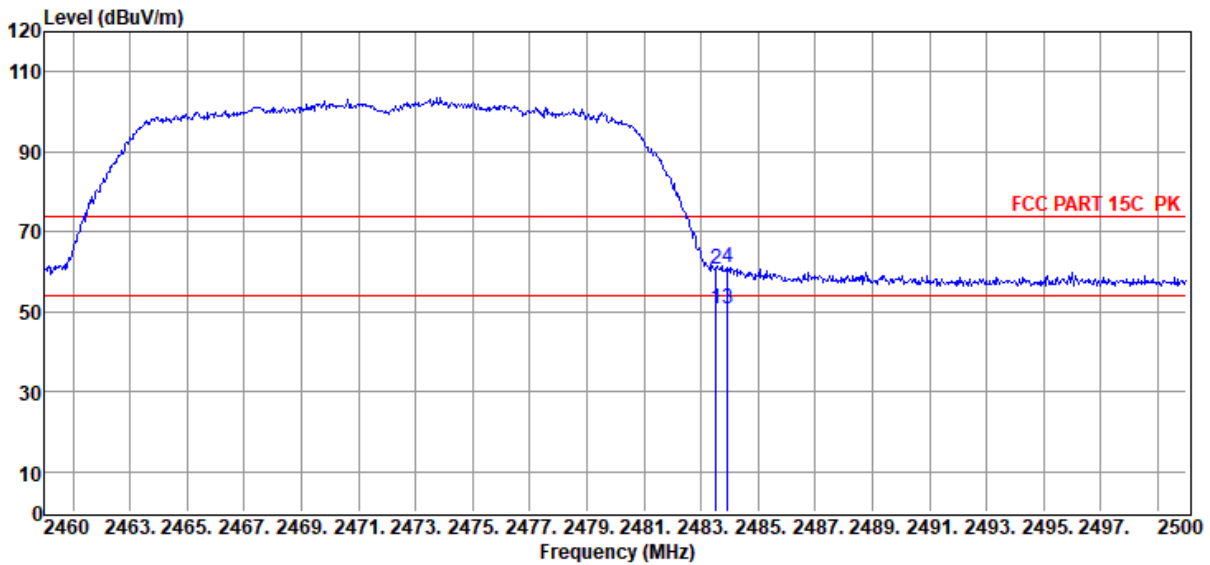
Note: 1. Result Level = Read Level + Antenna Factor + Cable loss + Filter Factor - PRM Factor.  
 2. If Peak Result complies with AV limit, AV Result is deemed to comply with AV limit.  
 3. Test setup: RBW: 1 MHz, VBW: 3 MHz, Sweep time: auto.



# TR-4-E-009 Radiated Emission Test Result

**Test Site** : DDT 3m Chamber 3# D:\E3 6.111\2022 Report Data\Q21123116-2E BAR1000\FCC ABOVE 1G 2.4G.EM6  
**Test Date** : 2022-04-01 **Tested By** : James Gan  
**EUT** : Multi-Channel Soundbar with wireless subwoofer **Model Number** : BAR 1000  
**Power Supply** : AC 120V/60Hz **Test Mode** : TX Mode  
**Condition** : Temp:24.5°C,Humi:55%,Press:100.1kPa **Antenna/Distance** : 2021 BBHA 9120D  
3#/3m/HORIZONTAL  
**Memo** : 11N20 2462 POWER:9

Data: 19



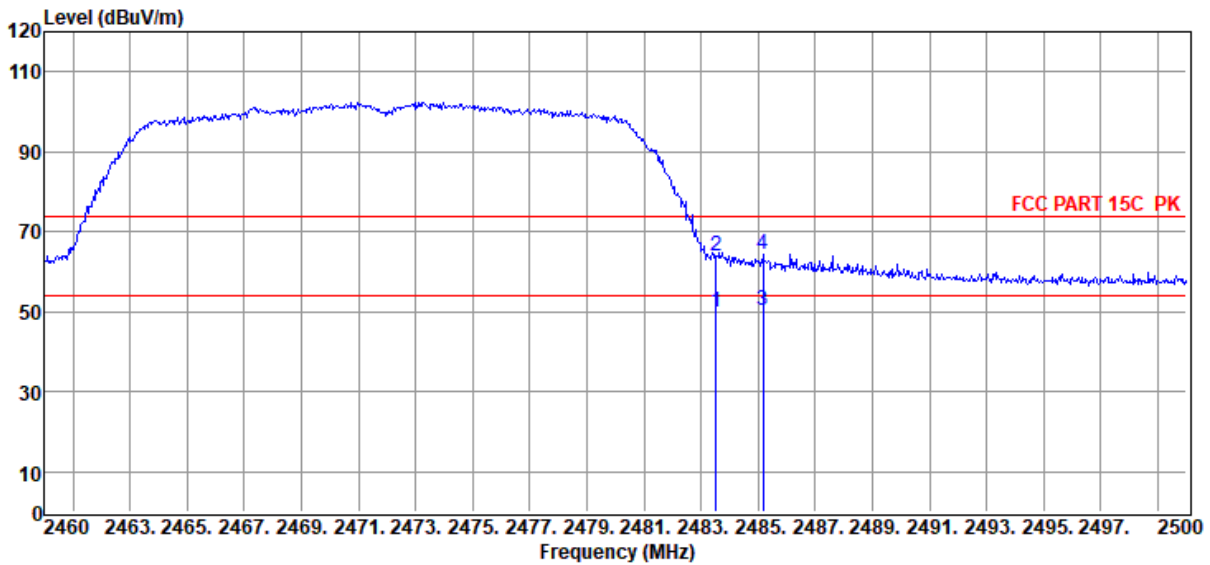
Item (Mark)	Freq. (MHz)	Read Level (dBuV)	Antenna Factor (dB/m)	PRM Factor dB	Cable Loss dB	Filter Factor dB	Result Level (dBuV/m)	Limit Line (dBuV/m)	Over Limit (dB)	Detector	Polarization
1	2483.52	40.23	27.57	39.64	1.74	0.73	50.63	54.00	-3.37	Average	HORIZONTAL
2	2483.52	50.29	27.57	39.64	1.74	0.73	60.69	74.00	-13.31	Peak	HORIZONTAL
3	2483.92	40.38	27.57	39.64	1.74	0.73	50.78	54.00	-3.22	Average	HORIZONTAL
4	2483.92	50.66	27.57	39.64	1.74	0.73	61.06	74.00	-12.94	Peak	HORIZONTAL

Note: 1. Result Level = Read Level + Antenna Factor + Cable loss + Filter Factor - PRM Factor.  
 2. If Peak Result complies with AV limit, AV Result is deemed to comply with AV limit.  
 3. Test setup: RBW: 1 MHz, VBW: 3 MHz, Sweep time: auto.

# TR-4-E-009 Radiated Emission Test Result

**Test Site** : DDT 3m Chamber 3# D:\E3 6.111\2022 Report Data\Q21123116-2E BAR1000\FCC ABOVE 1G 2.4G.EM6  
**Test Date** : 2022-04-01 **Tested By** : James Gan  
**EUT** : Multi-Channel Soundbar with wireless subwoofer **Model Number** : BAR 1000  
**Power Supply** : AC 120V/60Hz **Test Mode** : TX Mode  
**Condition** : Temp:24.5°C,Humi:55%,Press:100.1kPa **Antenna/Distance** : 2021 BBHA 9120D 3#/3m/VERTICAL  
**Memo** : 11N20 2462 POWER:9

Data: 20



Item (Mark)	Freq. (MHz)	Read Level (dBuV)	Antenna Factor (dB/m)	PRM Factor dB	Cable Loss dB	Filter Factor dB	Result Level (dBuV/m)	Limit Line (dBuV/m)	Over Limit (dB)	Detector	Polarization
1	2483.52	39.67	27.57	39.64	1.74	0.73	50.07	54.00	-3.93	Average	VERTICAL
2	2483.52	53.57	27.57	39.64	1.74	0.73	63.97	74.00	-10.03	Peak	VERTICAL
3	2485.16	39.88	27.57	39.64	1.74	0.73	50.28	54.00	-3.72	Average	VERTICAL
4	2485.16	53.94	27.57	39.64	1.74	0.73	64.34	74.00	-9.66	Peak	VERTICAL

Note: 1. Result Level = Read Level + Antenna Factor + Cable loss + Filter Factor - PRM Factor.  
 2. If Peak Result complies with AV limit, AV Result is deemed to comply with AV limit.  
 3. Test setup: RBW: 1 MHz, VBW: 3 MHz, Sweep time: auto.

# TR-4-E-009 Radiated Emission Test Result

**Test Site** : DDT 3m Chamber 3#

D:\E3 6.111\2022 Report Data\Q21123116-2E BAR1000\FCC ABOVE 1G 2.4G.EM6

**Test Date** : 2022-04-01

**Tested By** : James Gan

**EUT** : Multi-Channel Soundbar with wireless subwoofer

**Model Number** : BAR 1000

**Power Supply** : AC 120V/60Hz

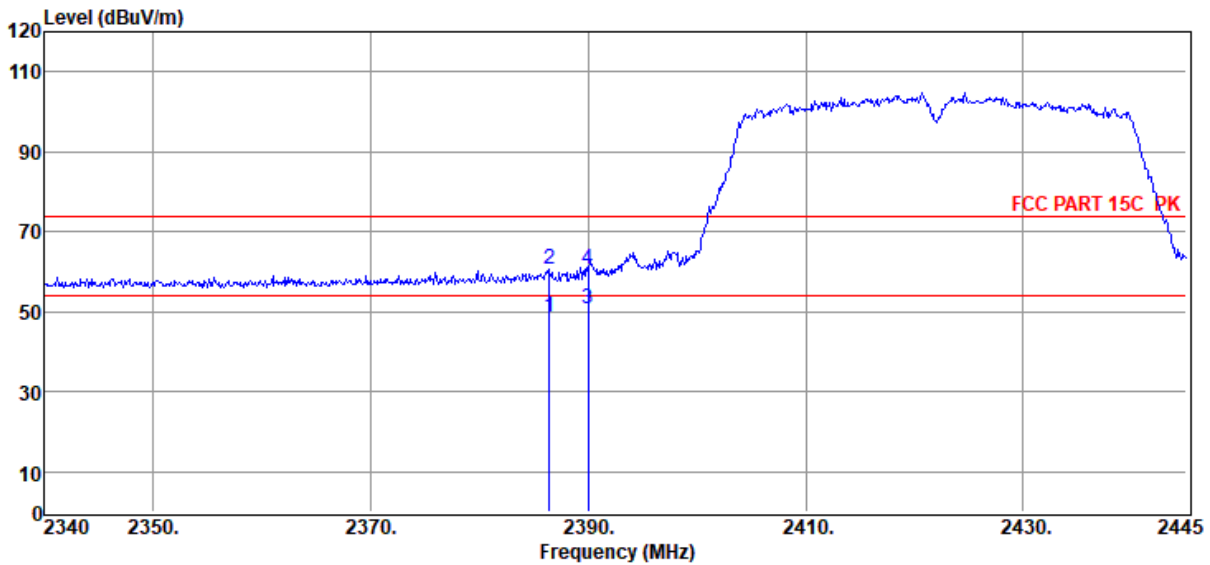
**Test Mode** : TX Mode

**Condition** : Temp:24.5°C,Humi:55%,Press:100.1kPa

**Antenna/Distance** : 2021 BBHA 9120D 3#/3m/HORIZONTAL

**Memo** : 11N40 2422

Data: 21



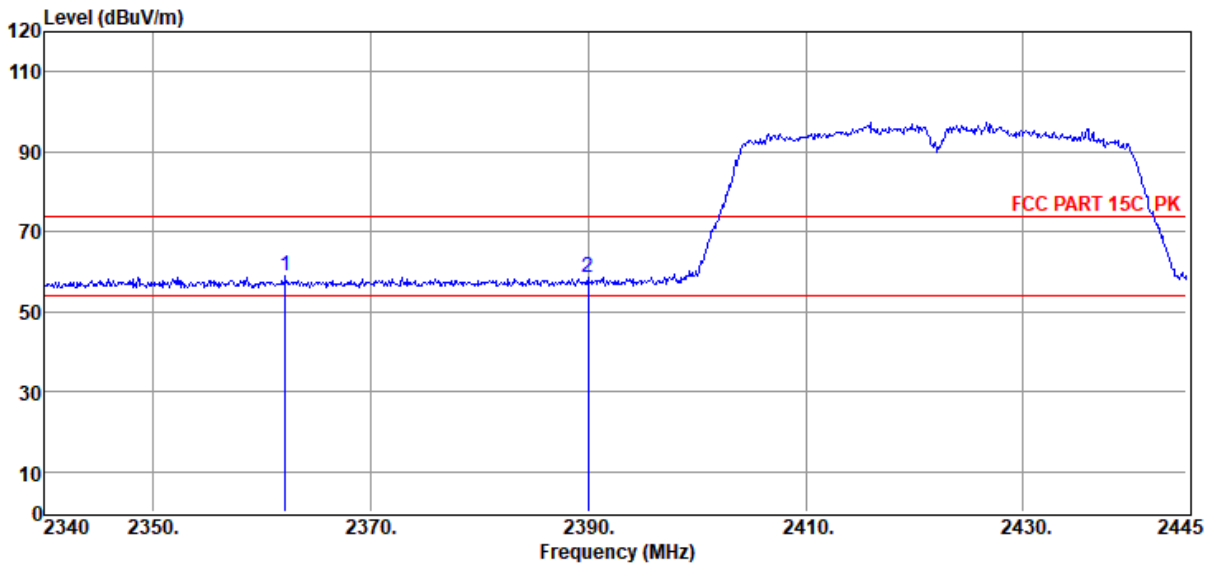
Item (Mark)	Freq. (MHz)	Read Level (dBuV)	Antenna Factor (dB/m)	PRM Factor dB	Cable Loss dB	Filter Factor dB	Result Level (dBuV/m)	Limit Line (dBuV/m)	Over Limit (dB)	Detector	Polarization
1	2386.41	38.54	27.40	39.59	1.71	0.72	48.78	54.00	-5.22	Average	HORIZONTAL
2	2386.41	50.32	27.40	39.59	1.71	0.72	60.56	74.00	-13.44	Peak	HORIZONTAL
3	2389.98	40.35	27.40	39.59	1.71	0.72	50.59	54.00	-3.41	Average	HORIZONTAL
4	2389.98	50.30	27.40	39.59	1.71	0.72	60.54	74.00	-13.46	Peak	HORIZONTAL

Note: 1. Result Level = Read Level + Antenna Factor + Cable loss + Filter Factor - PRM Factor.  
 2. If Peak Result complies with AV limit, AV Result is deemed to comply with AV limit.  
 3. Test setup: RBW: 1 MHz, VBW: 3 MHz, Sweep time: auto.

# TR-4-E-009 Radiated Emission Test Result

**Test Site** : DDT 3m Chamber 3# D:\E3 6.111\2022 Report Data\Q21123116-2E BAR1000\FCC ABOVE 1G 2.4G.EM6  
**Test Date** : 2022-04-01 **Tested By** : James Gan  
**EUT** : Multi-Channel Soundbar with wireless subwoofer **Model Number** : BAR 1000  
**Power Supply** : AC 120V/60Hz **Test Mode** : TX Mode  
**Condition** : Temp:24.5°C,Humi:55%,Press:100.1kPa **Antenna/Distance** : 2021 BBHA 9120D 3#/3m/VERTICAL  
**Memo** : 11N40 2422

Data: 22



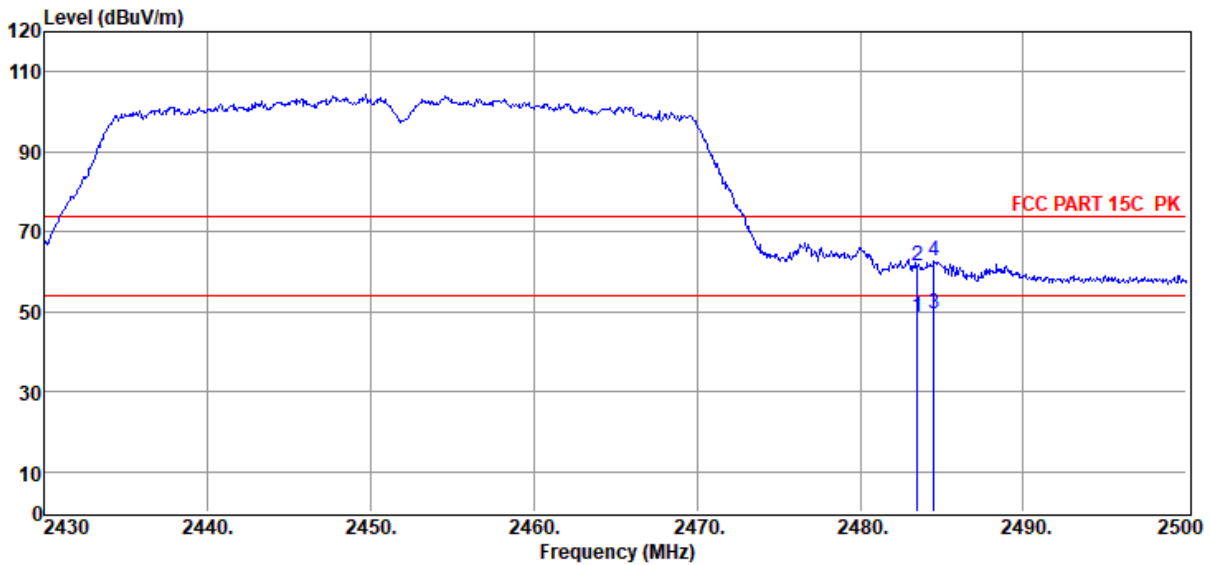
Item (Mark)	Freq. (MHz)	Read Level (dBuV)	Antenna Factor (dB/m)	PRM Factor dB	Cable Loss dB	Filter Factor dB	Result Level (dBuV/m)	Limit Line (dBuV/m)	Over Limit (dB)	Detector	Polarization
1	2362.16	48.74	27.35	39.58	1.70	0.72	58.93	74.00	-15.07	Peak	VERTICAL
2	2389.98	48.46	27.40	39.59	1.71	0.72	58.70	74.00	-15.30	Peak	VERTICAL

Note: 1. Result Level = Read Level + Antenna Factor + Cable loss + Filter Factor - PRM Factor.  
 2. If Peak Result complies with AV limit, AV Result is deemed to comply with AV limit.  
 3. Test setup: RBW: 1 MHz, VBW: 3 MHz, Sweep time: auto.

# TR-4-E-009 Radiated Emission Test Result

**Test Site** : DDT 3m Chamber 3# D:\E3 6.111\2022 Report Data\Q21123116-2E BAR1000\FCC ABOVE 1G 2.4G.EM6  
**Test Date** : 2022-04-01 **Tested By** : James Gan  
**EUT** : Multi-Channel Soundbar with wireless subwoofer **Model Number** : BAR 1000  
**Power Supply** : AC 120V/60Hz **Test Mode** : TX Mode  
**Condition** : Temp:24.5°C,Humi:55%,Press:100.1kPa **Antenna/Distance** : 2021 BBHA 9120D  
3#/3m/HORIZONTAL  
**Memo** : 11N40 2452 POWER:13

Data: 23



Item (Mark)	Freq. (MHz)	Read Level (dBuV)	Antenna Factor (dB/m)	PRM Factor dB	Cable Loss dB	Filter Factor dB	Result Level (dBuV/m)	Limit Line (dBuV/m)	Over Limit (dB)	Detector	Polarization
1	2483.48	38.24	27.57	39.64	1.74	0.73	48.64	54.00	-5.36	Average	HORIZONTAL
2	2483.48	50.86	27.57	39.64	1.74	0.73	61.26	74.00	-12.74	Peak	HORIZONTAL
3	2484.53	39.18	27.57	39.64	1.74	0.73	49.58	54.00	-4.42	Average	HORIZONTAL
4	2484.53	52.45	27.57	39.64	1.74	0.73	62.85	74.00	-11.15	Peak	HORIZONTAL

Note: 1. Result Level = Read Level + Antenna Factor + Cable loss + Filter Factor - PRM Factor.  
 2. If Peak Result complies with AV limit, AV Result is deemed to comply with AV limit.  
 3. Test setup: RBW: 1 MHz, VBW: 3 MHz, Sweep time: auto.

# TR-4-E-009 Radiated Emission Test Result

**Test Site** : DDT 3m Chamber 3#

D:\E3 6.111\2022 Report Data\Q21123116-2E BAR1000\FCC ABOVE 1G 2.4G.EM6

**Test Date** : 2022-04-01

**Tested By** : James Gan

**EUT** : Multi-Channel Soundbar with wireless subwoofer

**Model Number** : BAR 1000

**Power Supply** : AC 120V/60Hz

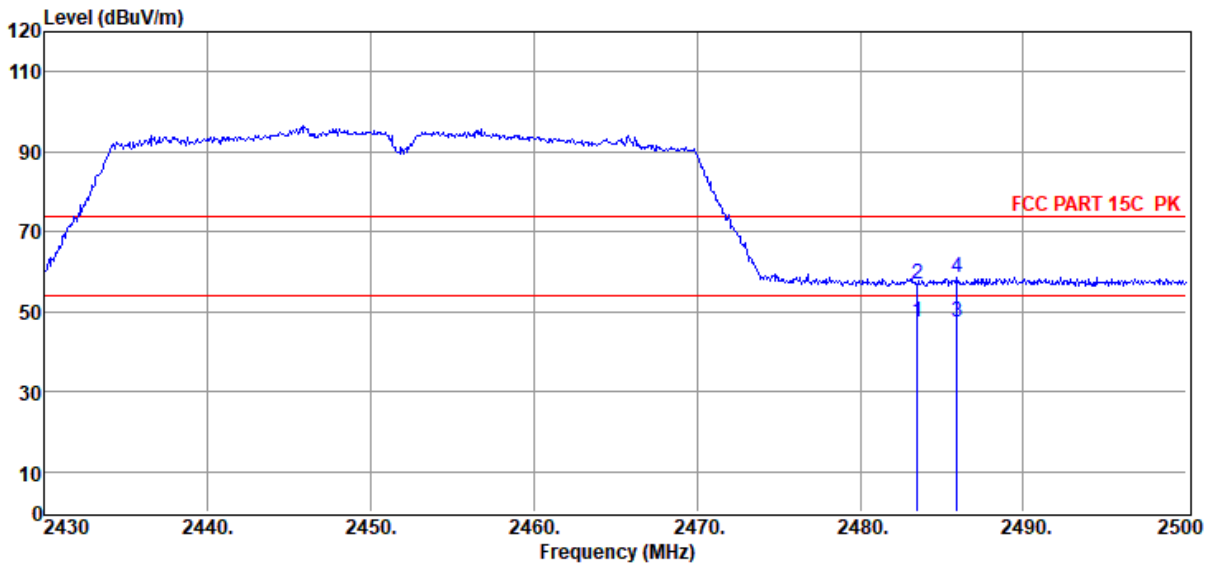
**Test Mode** : TX Mode

**Condition** : Temp:24.5°C,Humi:55%,Press:100.1kPa

**Antenna/Distance** : 2021 BBHA 9120D 3#/3m/VERTICAL

**Memo** : 11N40 2452 POWER:13

Data: 24



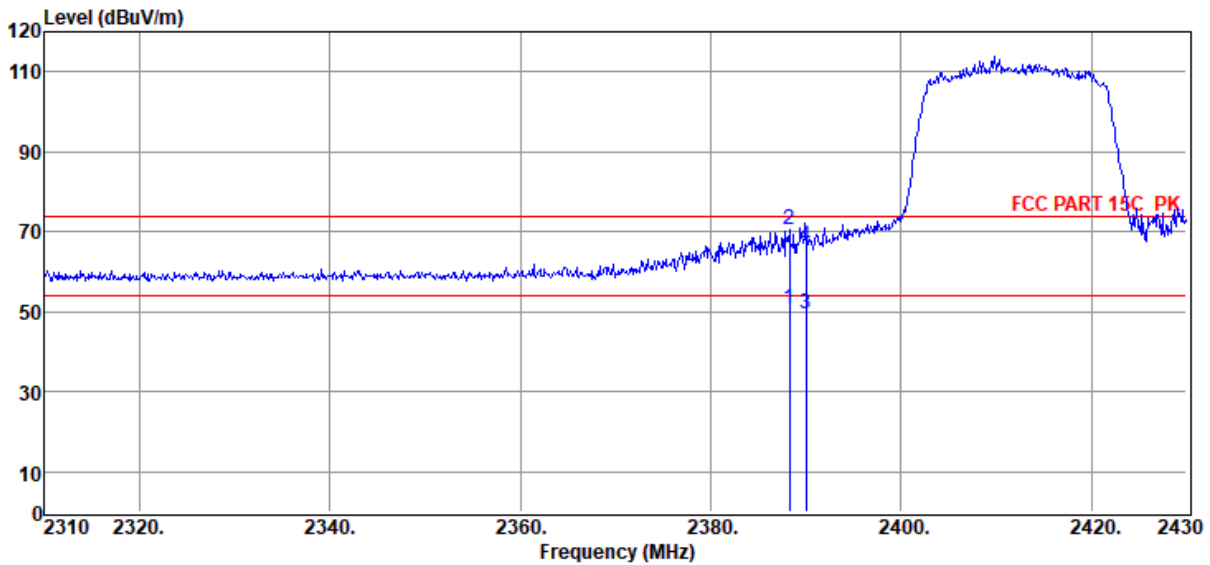
Item (Mark)	Freq. (MHz)	Read Level (dBuV)	Antenna Factor (dB/m)	PRM Factor dB	Cable Loss dB	Filter Factor dB	Result Level (dBuV/m)	Limit Line (dBuV/m)	Over Limit (dB)	Detector	Polarization
1	2483.48	36.86	27.57	39.64	1.74	0.73	47.26	54.00	-6.74	Average	VERTICAL
2	2483.48	46.43	27.57	39.64	1.74	0.73	56.83	74.00	-17.17	Peak	VERTICAL
3	2485.93	37.21	27.57	39.64	1.74	0.73	47.61	54.00	-6.39	Average	VERTICAL
4	2485.93	48.08	27.57	39.64	1.74	0.73	58.48	74.00	-15.52	Peak	VERTICAL

- Note: 1. Result Level = Read Level + Antenna Factor + Cable loss + Filter Factor - PRM Factor.  
 2. If Peak Result complies with AV limit, AV Result is deemed to comply with AV limit.  
 3. Test setup: RBW: 1 MHz, VBW: 3 MHz, Sweep time: auto.

# TR-4-E-009 Radiated Emission Test Result

**Test Site** : DDT 3m Chamber 3# D:\E3 6.111\2022 Report Data\Q21123116-2E BAR1000\FCC ABOVE 1G 2.4G.EM6  
**Test Date** : 2022-04-01 **Tested By** : James Gan  
**EUT** : Multi-Channel Soundbar with wireless subwoofer **Model Number** : BAR 1000  
**Power Supply** : AC 120V/60Hz **Test Mode** : TX Mode  
**Condition** : Temp:24.5°C,Humi:55%,Press:100.1kPa **Antenna/Distance** : 2021 BBHA 9120D  
3#/3m/HORIZONTAL  
**Memo** : 11AX20 2412 SU

Data: 25



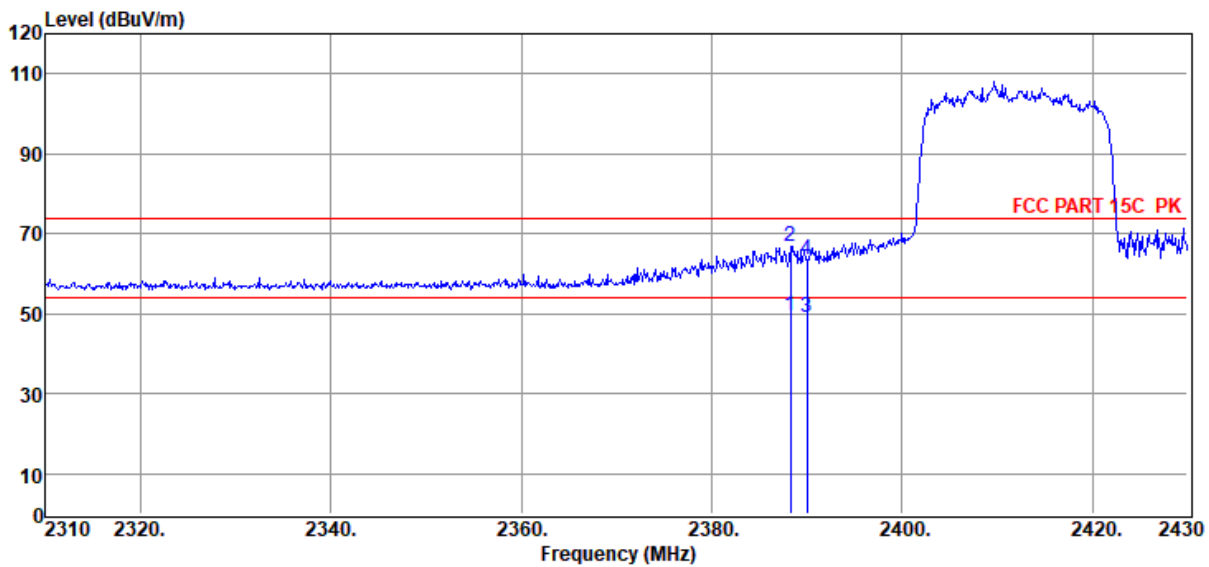
Item (Mark)	Freq. (MHz)	Read Level (dBuV)	Antenna Factor (dB/m)	PRM Factor dB	Cable Loss dB	Filter Factor dB	Result Level (dBuV/m)	Limit Line (dBuV/m)	Over Limit (dB)	Detector	Polarization
1	2388.24	40.57	27.40	39.59	1.71	0.72	50.81	54.00	-3.19	Average	HORIZONTAL
2	2388.24	60.30	27.40	39.59	1.71	0.72	70.54	74.00	-3.46	Peak	HORIZONTAL
3	2390.04	39.27	27.40	39.60	1.71	0.72	49.50	54.00	-4.50	Average	HORIZONTAL
4	2390.04	56.19	27.40	39.60	1.71	0.72	66.42	74.00	-7.58	Peak	HORIZONTAL

Note: 1. Result Level = Read Level + Antenna Factor + Cable loss + Filter Factor - PRM Factor.  
 2. If Peak Result complies with AV limit, AV Result is deemed to comply with AV limit.  
 3. Test setup: RBW: 1 MHz, VBW: 3 MHz, Sweep time: auto.

# TR-4-E-009 Radiated Emission Test Result

**Test Site** : DDT 3m Chamber 3# D:\E3 6.111\2022 Report Data\Q21123116-2E BAR1000\FCC ABOVE 1G 2.4G.EM6  
**Test Date** : 2022-04-01 **Tested By** : James Gan  
**EUT** : Multi-Channel Soundbar with wireless subwoofer **Model Number** : BAR 1000  
**Power Supply** : AC 120V/60Hz **Test Mode** : TX Mode  
**Condition** : Temp:24.5°C,Humi:55%,Press:100.1kPa **Antenna/Distance** : 2021 BBHA 9120D 3#/3m/VERTICAL  
**Memo** : 11AX20 2412 SU

Data: 26



Item (Mark)	Freq. (MHz)	Read Level (dBuV)	Antenna Factor (dB/m)	PRM Factor dB	Cable Loss dB	Filter Factor dB	Result Level (dBuV/m)	Limit Line (dBuV/m)	Over Limit (dB)	Detector	Polarization
1	2388.24	39.30	27.40	39.59	1.71	0.72	49.54	54.00	-4.46	Average	VERTICAL
2	2388.24	56.54	27.40	39.59	1.71	0.72	66.78	74.00	-7.22	Peak	VERTICAL
3	2390.04	38.98	27.40	39.60	1.71	0.72	49.21	54.00	-4.79	Average	VERTICAL
4	2390.04	53.47	27.40	39.60	1.71	0.72	63.70	74.00	-10.30	Peak	VERTICAL

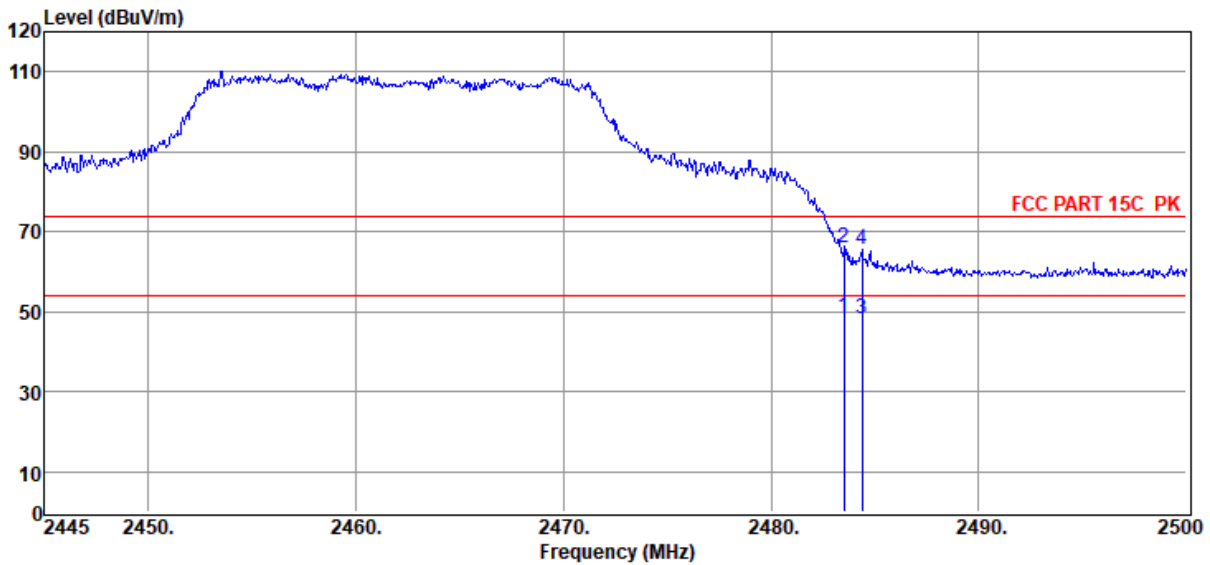
Note: 1. Result Level = Read Level + Antenna Factor + Cable loss + Filter Factor - PRM Factor.  
 2. If Peak Result complies with AV limit, AV Result is deemed to comply with AV limit.  
 3. Test setup: RBW: 1 MHz, VBW: 3 MHz, Sweep time: auto.



# TR-4-E-009 Radiated Emission Test Result

**Test Site** : DDT 3m Chamber 3# D:\E3 6.111\2022 Report Data\Q21123116-2E BAR1000\FCC ABOVE 1G 2.4G.EM6  
**Test Date** : 2022-04-01 **Tested By** : James Gan  
**EUT** : Multi-Channel Soundbar with wireless subwoofer **Model Number** : BAR 1000  
**Power Supply** : AC 120V/60Hz **Test Mode** : TX Mode  
**Condition** : Temp:24.5°C,Humi:55%,Press:100.1kPa **Antenna/Distance** : 2021 BBHA 9120D 3#/3m/HORIZONTAL  
**Memo** : 11AX20 2462 SU

Data: 27



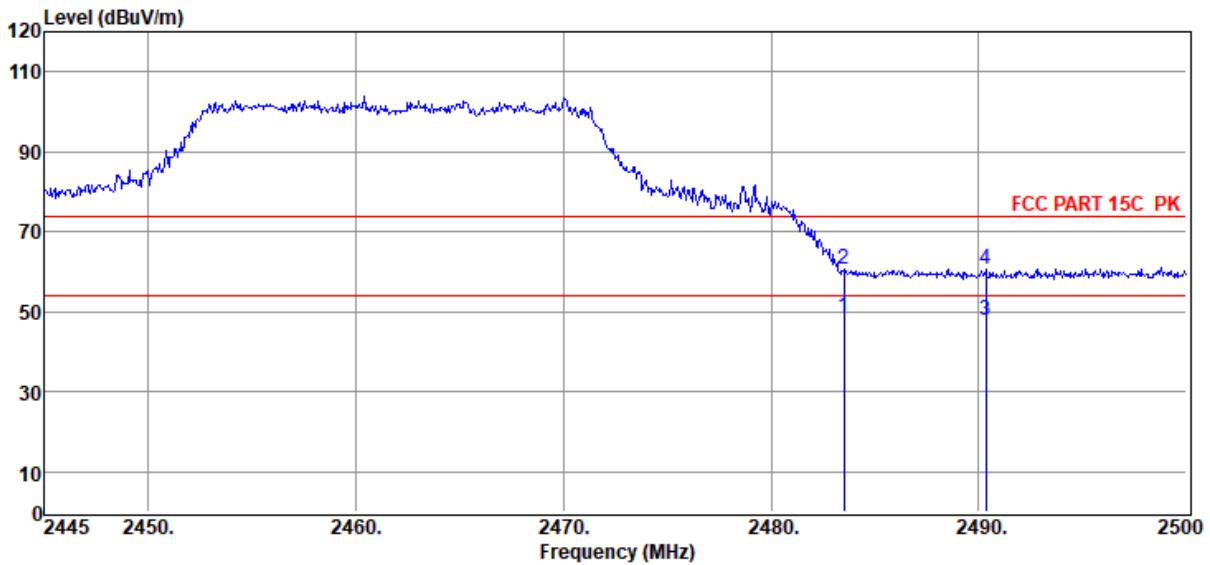
Item (Mark)	Freq. (MHz)	Read Level (dBuV)	Antenna Factor (dB/m)	PRM Factor dB	Cable Loss dB	Filter Factor dB	Result Level (dBuV/m)	Limit Line (dBuV/m)	Over Limit (dB)	Detector	Polarization
1	2483.50	38.40	27.57	39.64	1.74	0.73	48.80	54.00	-5.20	Average	HORIZONTAL
2	2483.50	55.70	27.57	39.64	1.74	0.73	66.10	74.00	-7.90	Peak	HORIZONTAL
3	2484.38	37.69	27.57	39.64	1.74	0.73	48.09	54.00	-5.91	Average	HORIZONTAL
4	2484.38	55.05	27.57	39.64	1.74	0.73	65.45	74.00	-8.55	Peak	HORIZONTAL

Note: 1. Result Level = Read Level + Antenna Factor + Cable loss + Filter Factor - PRM Factor.  
 2. If Peak Result complies with AV limit, AV Result is deemed to comply with AV limit.  
 3. Test setup: RBW: 1 MHz, VBW: 3 MHz, Sweep time: auto.

# TR-4-E-009 Radiated Emission Test Result

**Test Site** : DDT 3m Chamber 3# D:\E3 6.111\2022 Report Data\Q21123116-2E BAR1000\FCC ABOVE 1G 2.4G.EM6  
**Test Date** : 2022-04-01 **Tested By** : James Gan  
**EUT** : Multi-Channel Soundbar with wireless subwoofer **Model Number** : BAR 1000  
**Power Supply** : AC 120V/60Hz **Test Mode** : TX Mode  
**Condition** : Temp:24.5°C,Humi:55%,Press:100.1kPa **Antenna/Distance** : 2021 BBHA 9120D 3#/3m/VERTICAL  
**Memo** : 11AX20 2462 SU

Data: 28



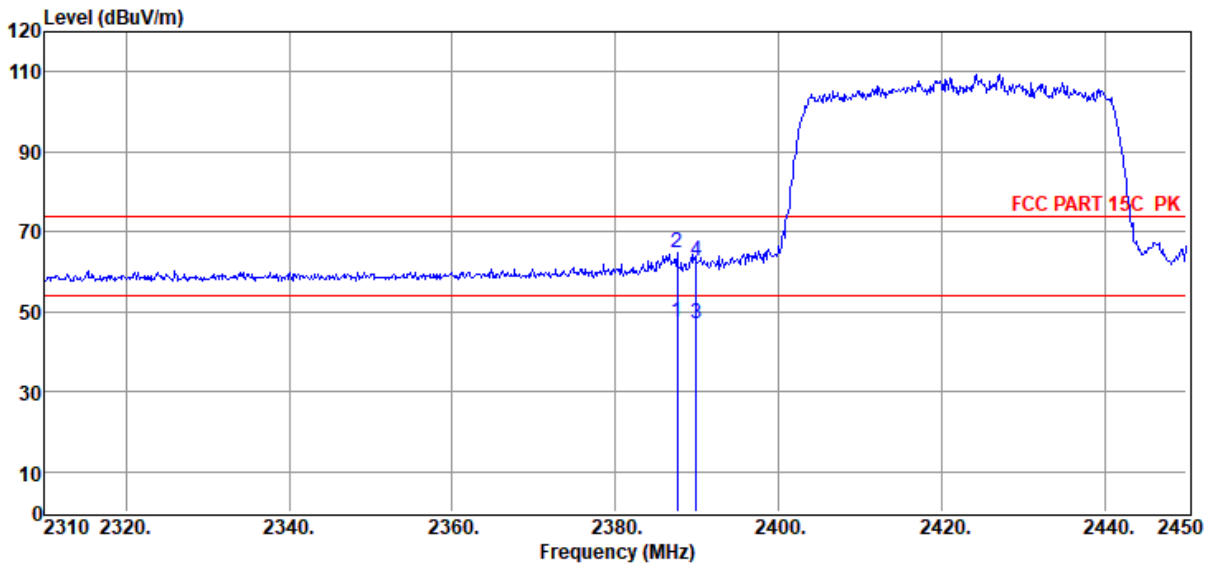
Item (Mark)	Freq. (MHz)	Read Level (dBuV)	Antenna Factor (dB/m)	PRM Factor dB	Cable Loss dB	Filter Factor dB	Result Level (dBuV/m)	Limit Line (dBuV/m)	Over Limit (dB)	Detector	Polarization
1	2483.50	38.12	27.57	39.64	1.74	0.73	48.52	54.00	-5.48	Average	VERTICAL
2	2483.50	50.11	27.57	39.64	1.74	0.73	60.51	74.00	-13.49	Peak	VERTICAL
3	2490.32	37.29	27.58	39.65	1.74	0.73	47.69	54.00	-6.31	Average	VERTICAL
4	2490.32	50.42	27.58	39.65	1.74	0.73	60.82	74.00	-13.18	Peak	VERTICAL

Note: 1. Result Level = Read Level + Antenna Factor + Cable loss + Filter Factor - PRM Factor.  
 2. If Peak Result complies with AV limit, AV Result is deemed to comply with AV limit.  
 3. Test setup: RBW: 1 MHz, VBW: 3 MHz, Sweep time: auto.

# TR-4-E-009 Radiated Emission Test Result

**Test Site** : DDT 3m Chamber 3# D:\E3 6.111\2022 Report Data\Q21123116-2E BAR1000\FCC ABOVE 1G 2.4G.EM6  
**Test Date** : 2022-04-01 **Tested By** : James Gan  
**EUT** : Multi-Channel Soundbar with wireless subwoofer **Model Number** : BAR 1000  
**Power Supply** : AC 120V/60Hz **Test Mode** : TX Mode  
**Condition** : Temp:24.5°C,Humi:55%,Press:100.1kPa **Antenna/Distance** : 2021 BBHA 9120D  
3#/3m/HORIZONTAL  
**Memo** : 11AX40 2422 SU

Data: 29



Item (Mark)	Freq. (MHz)	Read Level (dBuV)	Antenna Factor (dB/m)	PRM Factor dB	Cable Loss dB	Filter Factor dB	Result Level (dBuV/m)	Limit Line (dBuV/m)	Over Limit (dB)	Detector	Polarization
1	2387.56	37.32	27.40	39.59	1.71	0.72	47.56	54.00	-6.44	Average	HORIZONTAL
2	2387.56	54.45	27.40	39.59	1.71	0.72	64.69	74.00	-9.31	Peak	HORIZONTAL
3	2389.94	36.67	27.40	39.59	1.71	0.72	46.91	54.00	-7.09	Average	HORIZONTAL
4	2389.94	52.51	27.40	39.59	1.71	0.72	62.75	74.00	-11.25	Peak	HORIZONTAL

Note: 1. Result Level = Read Level + Antenna Factor + Cable loss + Filter Factor - PRM Factor.  
 2. If Peak Result complies with AV limit, AV Result is deemed to comply with AV limit.  
 3. Test setup: RBW: 1 MHz, VBW: 3 MHz, Sweep time: auto.

# TR-4-E-009 Radiated Emission Test Result

**Test Site** : DDT 3m Chamber 3#

D:\E3 6.111\2022 Report Data\Q21123116-2E BAR1000\FCC ABOVE 1G 2.4G.EM6

**Test Date** : 2022-04-01

**Tested By** : James Gan

**EUT** : Multi-Channel Soundbar with wireless subwoofer

**Model Number** : BAR 1000

**Power Supply** : AC 120V/60Hz

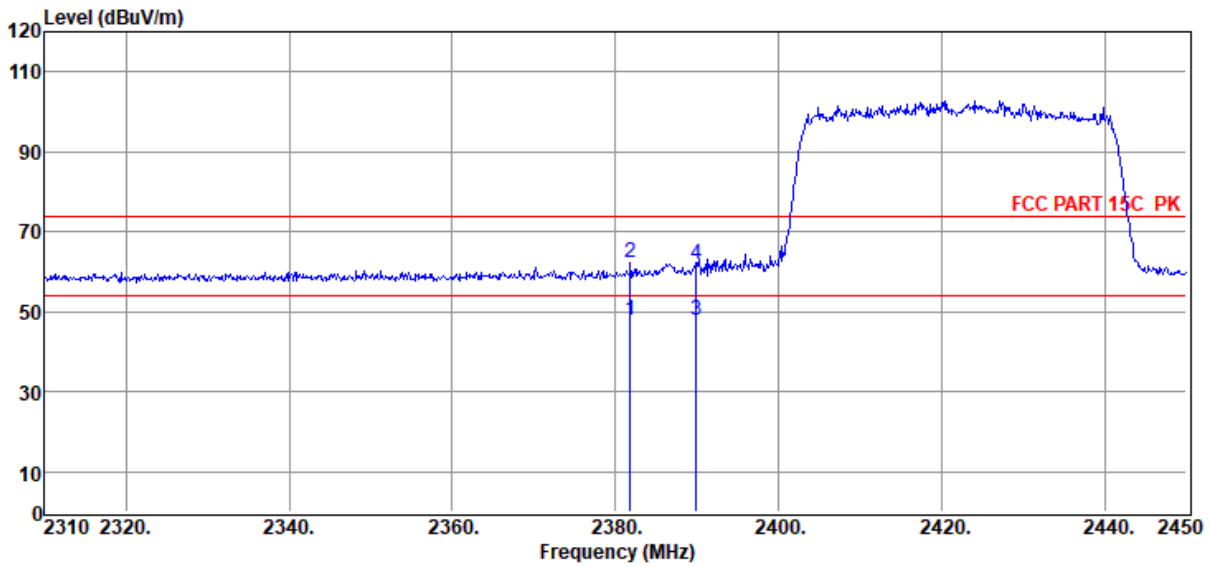
**Test Mode** : TX Mode

**Condition** : Temp:24.5°C,Humi:55%,Press:100.1kPa

**Antenna/Distance** : 2021 BBHA 9120D 3#/3m/VERTICAL

**Memo** : 11AX40 2422 SU

Data: 30



Item (Mark)	Freq. (MHz)	Read Level (dBμV)	Antenna Factor (dB/m)	PRM Factor dB	Cable Loss dB	Filter Factor dB	Result Level (dBμV/m)	Limit Line (dBμV/m)	Over Limit (dB)	Detector	Polarization
1	2381.82	37.41	27.39	39.59	1.71	0.72	47.64	54.00	-6.36	Average	VERTICAL
2	2381.82	52.03	27.39	39.59	1.71	0.72	62.26	74.00	-11.74	Peak	VERTICAL
3	2389.94	37.60	27.40	39.59	1.71	0.72	47.84	54.00	-6.16	Average	VERTICAL
4	2389.94	51.58	27.40	39.59	1.71	0.72	61.82	74.00	-12.18	Peak	VERTICAL

Note: 1. Result Level = Read Level + Antenna Factor + Cable loss + Filter Factor - PRM Factor.  
 2. If Peak Result complies with AV limit, AV Result is deemed to comply with AV limit.  
 3. Test setup: RBW: 1 MHz, VBW: 3 MHz, Sweep time: auto.

# TR-4-E-009 Radiated Emission Test Result

**Test Site** : DDT 3m Chamber 3#

D:\E3 6.111\2022 Report Data\Q21123116-2E BAR1000\FCC ABOVE 1G 2.4G.EM6

**Test Date** : 2022-04-01

**Tested By** : James Gan

**EUT** : Multi-Channel Soundbar with wireless subwoofer

**Model Number** : BAR 1000

**Power Supply** : AC 120V/60Hz

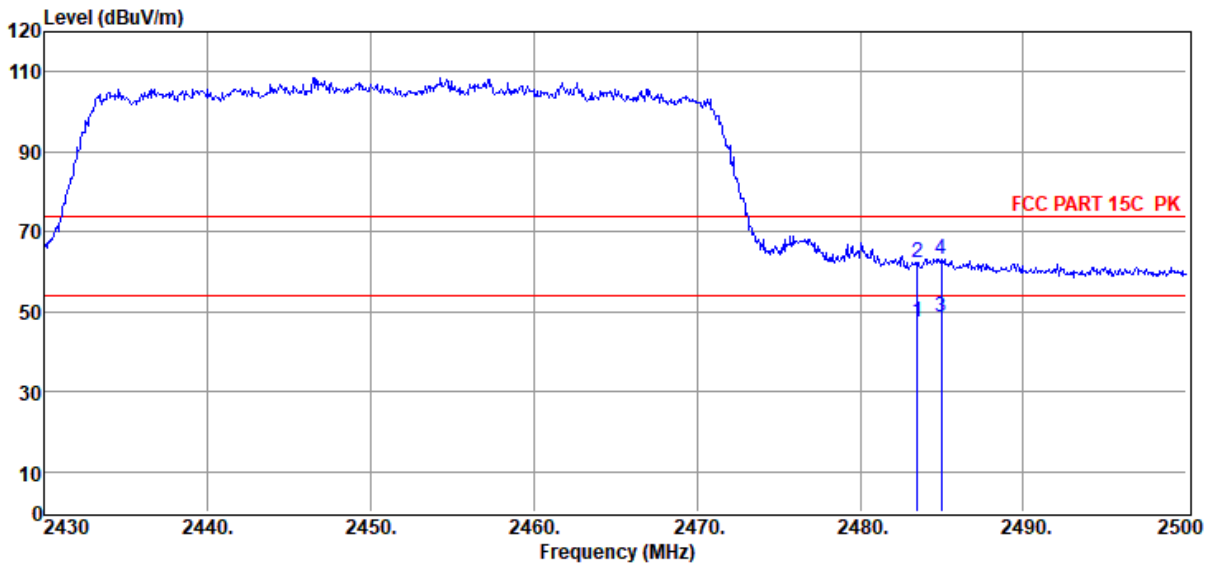
**Test Mode** : TX Mode

**Condition** : Temp:24.5°C,Humi:55%,Press:100.1kPa

**Antenna/Distance** : 2021 BBHA 9120D 3#/3m/HORIZONTAL

**Memo** : 11AX40 2452 SU

Data: 31



Item (Mark)	Freq. (MHz)	Read Level (dBuV)	Antenna Factor (dB/m)	PRM Factor dB	Cable Loss dB	Filter Factor dB	Result Level (dBuV/m)	Limit Line (dBuV/m)	Over Limit (dB)	Detector	Polarization
1	2483.48	37.17	27.57	39.64	1.74	0.73	47.57	54.00	-6.43	Average	HORIZONTAL
2	2483.48	52.00	27.57	39.64	1.74	0.73	62.40	74.00	-11.60	Peak	HORIZONTAL
3	2484.95	38.22	27.57	39.64	1.74	0.73	48.62	54.00	-5.38	Average	HORIZONTAL
4	2484.95	52.82	27.57	39.64	1.74	0.73	63.22	74.00	-10.78	Peak	HORIZONTAL

- Note: 1. Result Level = Read Level + Antenna Factor + Cable loss + Filter Factor - PRM Factor.  
 2. If Peak Result complies with AV limit, AV Result is deemed to comply with AV limit.  
 3. Test setup: RBW: 1 MHz, VBW: 3 MHz, Sweep time: auto.

# TR-4-E-009 Radiated Emission Test Result

**Test Site** : DDT 3m Chamber 3#

D:\E3 6.111\2022 Report Data\Q21123116-2E BAR1000\FCC ABOVE 1G 2.4G.EM6

**Test Date** : 2022-04-01

**Tested By** : James Gan

**EUT** : Multi-Channel Soundbar with wireless subwoofer

**Model Number** : BAR 1000

**Power Supply** : AC 120V/60Hz

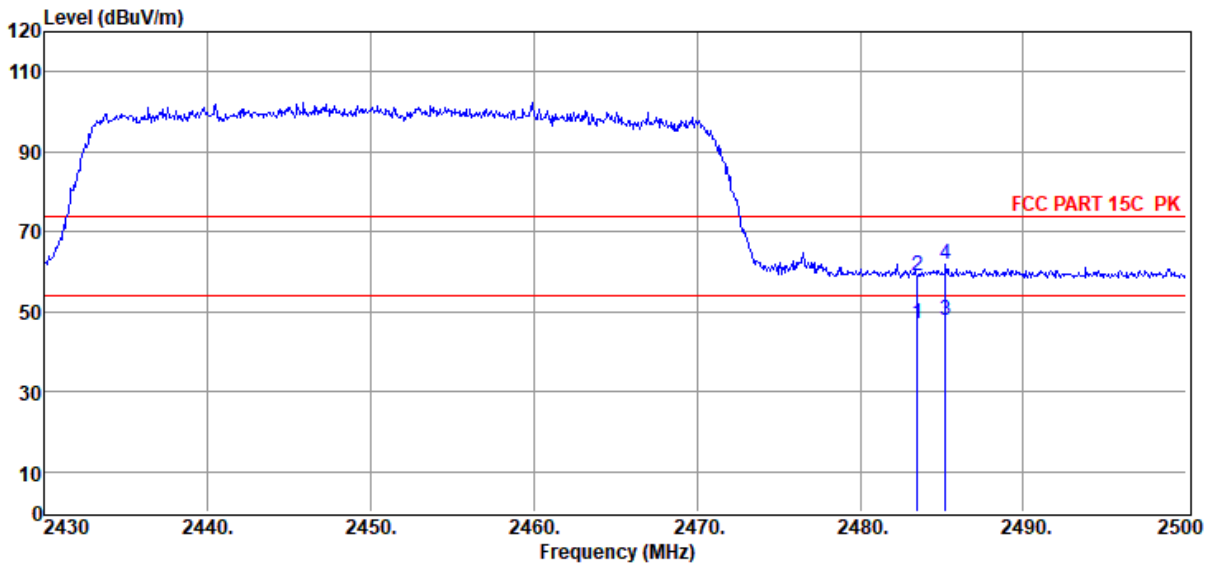
**Test Mode** : TX Mode

**Condition** : Temp:24.5°C,Humi:55%,Press:100.1kPa

**Antenna/Distance** : 2021 BBHA 9120D 3#/3m/VERTICAL

**Memo** : 11AX40 2452 SU

Data: 32



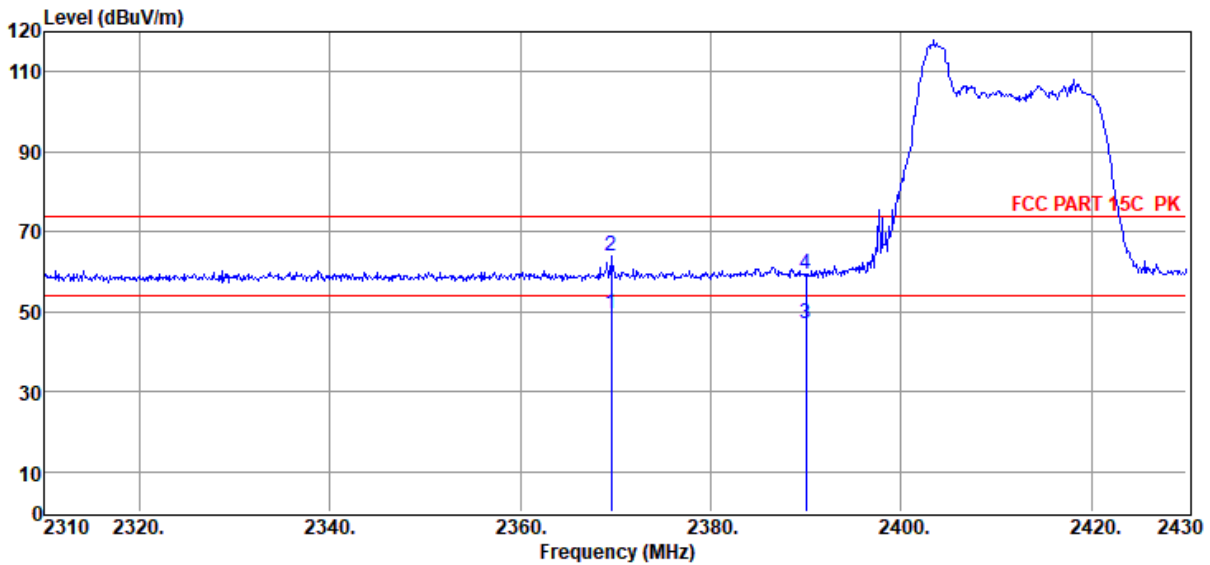
Item (Mark)	Freq. (MHz)	Read Level (dBuV)	Antenna Factor (dB/m)	PRM Factor dB	Cable Loss dB	Filter Factor dB	Result Level (dBuV/m)	Limit Line (dBuV/m)	Over Limit (dB)	Detector	Polarization
1	2483.48	36.59	27.57	39.64	1.74	0.73	46.99	54.00	-7.01	Average	VERTICAL
2	2483.48	48.57	27.57	39.64	1.74	0.73	58.97	74.00	-15.03	Peak	VERTICAL
3	2485.23	37.39	27.57	39.64	1.74	0.73	47.79	54.00	-6.21	Average	VERTICAL
4	2485.23	51.27	27.57	39.64	1.74	0.73	61.67	74.00	-12.33	Peak	VERTICAL

- Note: 1. Result Level = Read Level + Antenna Factor + Cable loss + Filter Factor - PRM Factor.  
 2. If Peak Result complies with AV limit, AV Result is deemed to comply with AV limit.  
 3. Test setup: RBW: 1 MHz, VBW: 3 MHz, Sweep time: auto.

# TR-4-E-009 Radiated Emission Test Result

**Test Site** : DDT 3m Chamber 3# D:\E3 6.111\2022 Report Data\Q21123116-2E BAR1000\FCC ABOVE 1G 2.4G.EM6  
**Test Date** : 2022-04-01 **Tested By** : James Gan  
**EUT** : Multi-Channel Soundbar with wireless subwoofer **Model Number** : BAR 1000  
**Power Supply** : AC 120V/60Hz **Test Mode** : TX Mode  
**Condition** : Temp:24.5°C,Humi:55%,Press:100.1kPa **Antenna/Distance** : 2021 BBHA 9120D  
3#/3m/HORIZONTAL  
**Memo** : 11AX20 2412 RU26 0

Data: 33



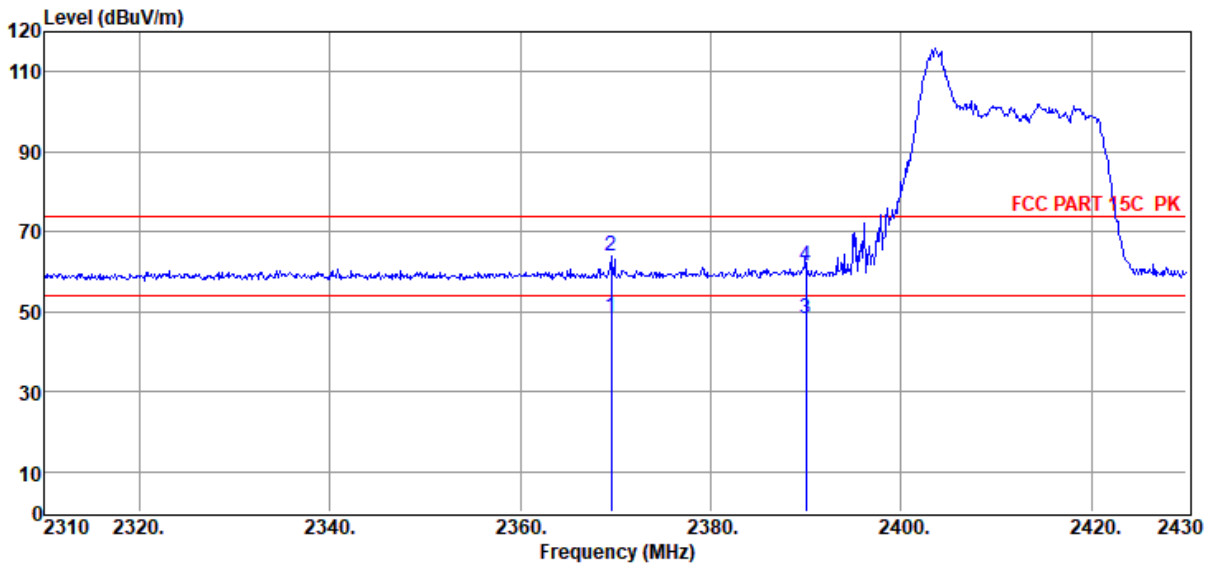
Item (Mark)	Freq. (MHz)	Read Level (dBuV)	Antenna Factor (dB/m)	PRM Factor dB	Cable Loss dB	Filter Factor dB	Result Level (dBuV/m)	Limit Line (dBuV/m)	Over Limit (dB)	Detector	Polarization
1	2369.52	39.10	27.37	39.58	1.70	0.72	49.31	54.00	-4.69	Average	HORIZONTAL
2	2369.52	53.80	27.37	39.58	1.70	0.72	64.01	74.00	-9.99	Peak	HORIZONTAL
3	2390.04	36.75	27.40	39.60	1.71	0.72	46.98	54.00	-7.02	Average	HORIZONTAL
4	2390.04	49.13	27.40	39.60	1.71	0.72	59.36	74.00	-14.64	Peak	HORIZONTAL

Note: 1. Result Level = Read Level + Antenna Factor + Cable loss + Filter Factor - PRM Factor.  
 2. If Peak Result complies with AV limit, AV Result is deemed to comply with AV limit.  
 3. Test setup: RBW: 1 MHz, VBW: 3 MHz, Sweep time: auto.

# TR-4-E-009 Radiated Emission Test Result

**Test Site** : DDT 3m Chamber 3# D:\E3 6.111\2022 Report Data\Q21123116-2E BAR1000\FCC ABOVE 1G 2.4G.EM6  
**Test Date** : 2022-04-01 **Tested By** : James Gan  
**EUT** : Multi-Channel Soundbar with wireless subwoofer **Model Number** : BAR 1000  
**Power Supply** : AC 120V/60Hz **Test Mode** : TX Mode  
**Condition** : Temp:24.5°C,Humi:55%,Press:100.1kPa **Antenna/Distance** : 2021 BBHA 9120D 3#/3m/VERTICAL  
**Memo** : 11AX20 2412 RU26 0

Data: 34



Item (Mark)	Freq. (MHz)	Read Level (dBuV)	Antenna Factor (dB/m)	PRM Factor dB	Cable Loss dB	Filter Factor dB	Result Level (dBuV/m)	Limit Line (dBuV/m)	Over Limit (dB)	Detector	Polarization
1	2369.52	38.55	27.37	39.58	1.70	0.72	48.76	54.00	-5.24	Average	VERTICAL
2	2369.52	53.58	27.37	39.58	1.70	0.72	63.79	74.00	-10.21	Peak	VERTICAL
3	2390.04	37.83	27.40	39.60	1.71	0.72	48.06	54.00	-5.94	Average	VERTICAL
4	2390.04	51.39	27.40	39.60	1.71	0.72	61.62	74.00	-12.38	Peak	VERTICAL

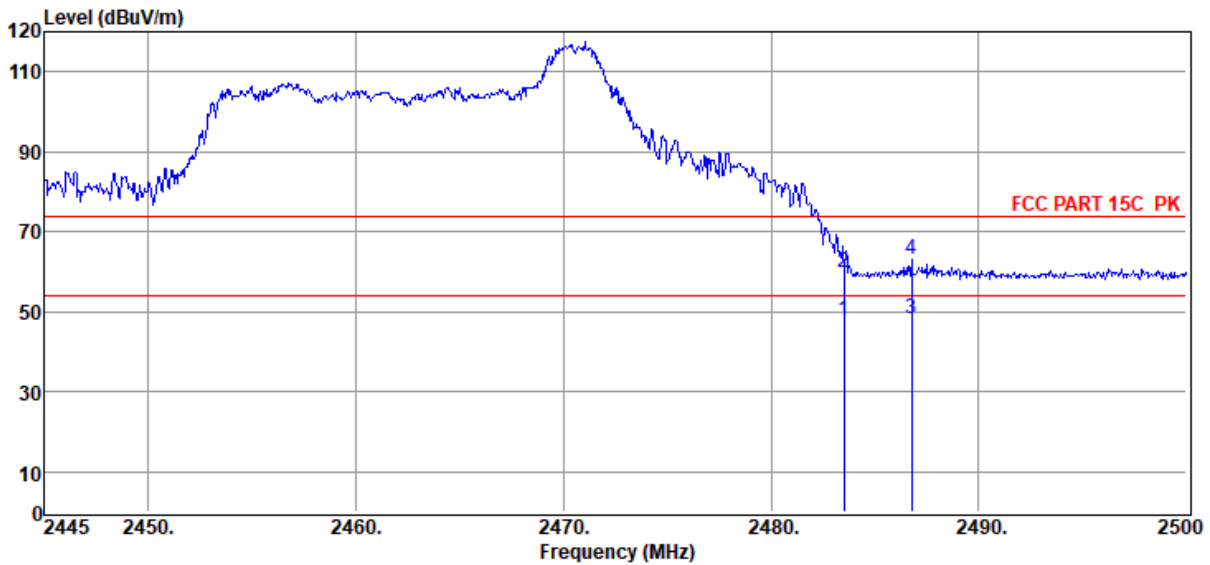
Note: 1. Result Level = Read Level + Antenna Factor + Cable loss + Filter Factor - PRM Factor.  
 2. If Peak Result complies with AV limit, AV Result is deemed to comply with AV limit.  
 3. Test setup: RBW: 1 MHz, VBW: 3 MHz, Sweep time: auto.



# TR-4-E-009 Radiated Emission Test Result

**Test Site** : DDT 3m Chamber 3# D:\E3 6.111\2022 Report Data\Q21123116-2E BAR1000\FCC ABOVE 1G 2.4G.EM6  
**Test Date** : 2022-04-01 **Tested By** : James Gan  
**EUT** : Multi-Channel Soundbar with wireless subwoofer **Model Number** : BAR 1000  
**Power Supply** : AC 120V/60Hz **Test Mode** : TX Mode  
**Condition** : Temp:24.5°C,Humi:55%,Press:100.1kPa **Antenna/Distance** : 2021 BBHA 9120D  
3#/3m/HORIZONTAL  
**Memo** : 11AX20 2462 RU26 8

Data: 35



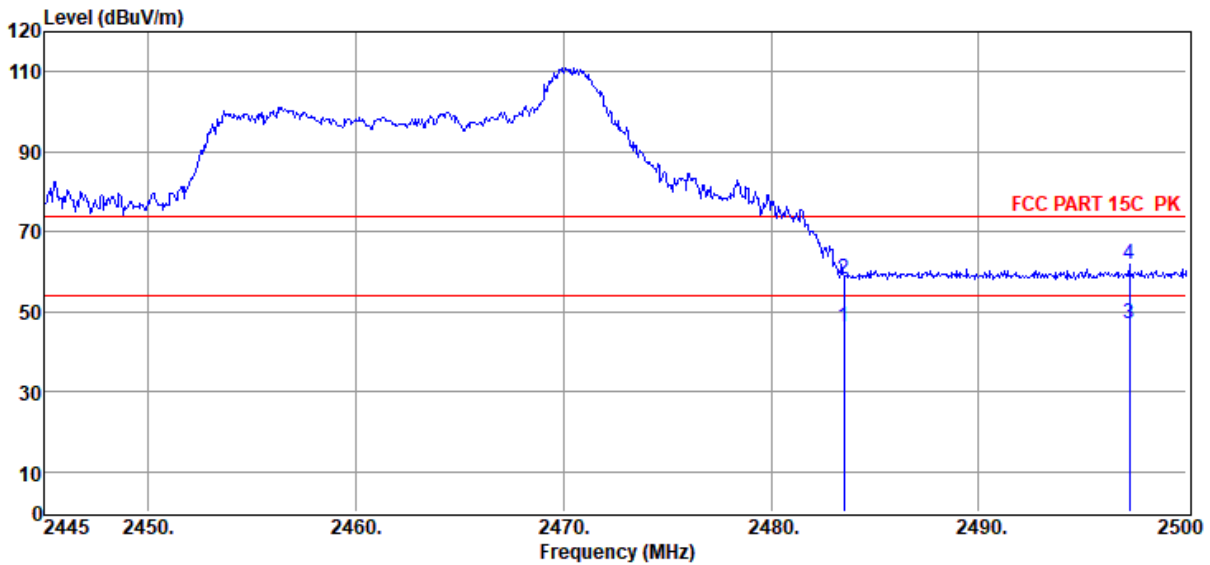
Item (Mark)	Freq. (MHz)	Read Level (dBuV)	Antenna Factor (dB/m)	PRM Factor dB	Cable Loss dB	Filter Factor dB	Result Level (dBuV/m)	Limit Line (dBuV/m)	Over Limit (dB)	Detector	Polarization
1	2483.50	37.55	27.57	39.64	1.74	0.73	47.95	54.00	-6.05	Average	HORIZONTAL
2	2483.50	49.40	27.57	39.64	1.74	0.73	59.80	74.00	-14.20	Peak	HORIZONTAL
3	2486.75	37.92	27.58	39.64	1.74	0.73	48.33	54.00	-5.67	Average	HORIZONTAL
4	2486.75	52.55	27.58	39.64	1.74	0.73	62.96	74.00	-11.04	Peak	HORIZONTAL

Note: 1. Result Level = Read Level + Antenna Factor + Cable loss + Filter Factor - PRM Factor.  
 2. If Peak Result complies with AV limit, AV Result is deemed to comply with AV limit.  
 3. Test setup: RBW: 1 MHz, VBW: 3 MHz, Sweep time: auto.

# TR-4-E-009 Radiated Emission Test Result

**Test Site** : DDT 3m Chamber 3# D:\E3 6.111\2022 Report Data\Q21123116-2E BAR1000\FCC ABOVE 1G 2.4G.EM6  
**Test Date** : 2022-04-01 **Tested By** : James Gan  
**EUT** : Multi-Channel Soundbar with wireless subwoofer **Model Number** : BAR 1000  
**Power Supply** : AC 120V/60Hz **Test Mode** : TX Mode  
**Condition** : Temp:24.5°C,Humi:55%,Press:100.1kPa **Antenna/Distance** : 2021 BBHA 9120D 3#/3m/VERTICAL  
**Memo** : 11AX20 2462 RU26 8

Data: 36



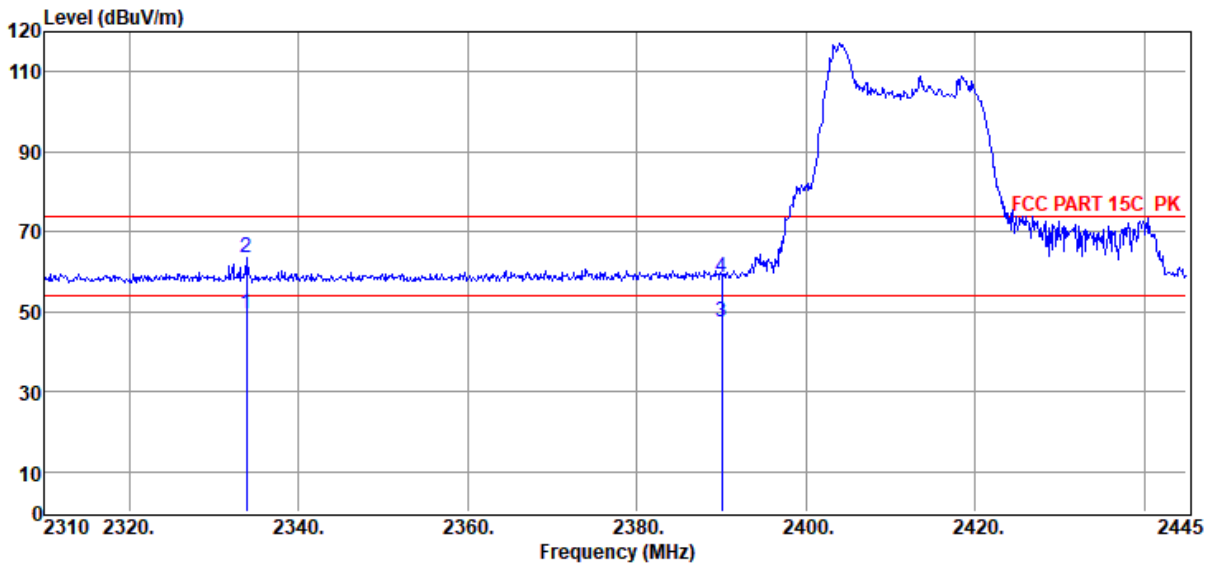
Item (Mark)	Freq. (MHz)	Read Level (dBuV)	Antenna Factor (dB/m)	PRM Factor dB	Cable Loss dB	Filter Factor dB	Result Level (dBuV/m)	Limit Line (dBuV/m)	Over Limit (dB)	Detector	Polarization
1	2483.50	35.81	27.57	39.64	1.74	0.73	46.21	54.00	-7.79	Average	VERTICAL
2	2483.50	47.66	27.57	39.64	1.74	0.73	58.06	74.00	-15.94	Peak	VERTICAL
3	2497.25	36.48	27.60	39.65	1.74	0.73	46.90	54.00	-7.10	Average	VERTICAL
4	2497.25	51.27	27.60	39.65	1.74	0.73	61.69	74.00	-12.31	Peak	VERTICAL

Note: 1. Result Level = Read Level + Antenna Factor + Cable loss + Filter Factor - PRM Factor.  
 2. If Peak Result complies with AV limit, AV Result is deemed to comply with AV limit.  
 3. Test setup: RBW: 1 MHz, VBW: 3 MHz, Sweep time: auto.

# TR-4-E-009 Radiated Emission Test Result

**Test Site** : DDT 3m Chamber 3# D:\E3 6.111\2022 Report Data\Q21123116-2E BAR1000\FCC ABOVE 1G 2.4G.EM6  
**Test Date** : 2022-04-01 **Tested By** : James Gan  
**EUT** : Multi-Channel Soundbar with wireless subwoofer **Model Number** : BAR 1000  
**Power Supply** : AC 120V/60Hz **Test Mode** : TX Mode  
**Condition** : Temp:24.5°C,Humi:55%,Press:100.1kPa **Antenna/Distance** : 2021 BBHA 9120D  
3#/3m/HORIZONTAL  
**Memo** : 11AX40 2422 RU26 0

Data: 37



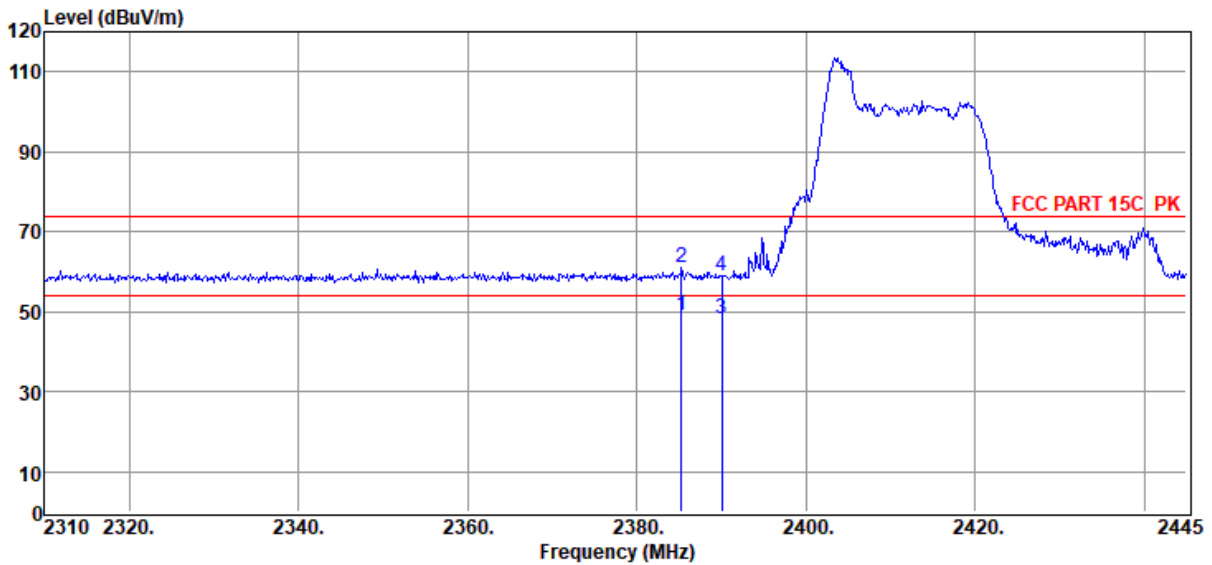
Item (Mark)	Freq. (MHz)	Read Level (dBuV)	Antenna Factor (dB/m)	PRM Factor dB	Cable Loss dB	Filter Factor dB	Result Level (dBuV/m)	Limit Line (dBuV/m)	Over Limit (dB)	Detector	Polarization
1	2333.90	39.32	27.30	39.57	1.69	0.72	49.46	54.00	-4.54	Average	HORIZONTAL
2	2333.90	53.41	27.30	39.57	1.69	0.72	63.55	74.00	-10.45	Peak	HORIZONTAL
3	2390.06	37.16	27.40	39.60	1.71	0.72	47.39	54.00	-6.61	Average	HORIZONTAL
4	2390.06	48.16	27.40	39.60	1.71	0.72	58.39	74.00	-15.61	Peak	HORIZONTAL

Note: 1. Result Level = Read Level + Antenna Factor + Cable loss + Filter Factor - PRM Factor.  
 2. If Peak Result complies with AV limit, AV Result is deemed to comply with AV limit.  
 3. Test setup: RBW: 1 MHz, VBW: 3 MHz, Sweep time: auto.

# TR-4-E-009 Radiated Emission Test Result

**Test Site** : DDT 3m Chamber 3# D:\E3 6.111\2022 Report Data\Q21123116-2E BAR1000\FCC ABOVE 1G 2.4G.EM6  
**Test Date** : 2022-04-01 **Tested By** : James Gan  
**EUT** : Multi-Channel Soundbar with wireless subwoofer **Model Number** : BAR 1000  
**Power Supply** : AC 120V/60Hz **Test Mode** : TX Mode  
**Condition** : Temp:24.5°C,Humi:55%,Press:100.1kPa **Antenna/Distance** : 2021 BBHA 9120D 3#/3m/VERTICAL  
**Memo** : 11AX40 2422 RU26 0

Data: 38



Item (Mark)	Freq. (MHz)	Read Level (dBuV)	Antenna Factor (dB/m)	PRM Factor dB	Cable Loss dB	Filter Factor dB	Result Level (dBuV/m)	Limit Line (dBuV/m)	Over Limit (dB)	Detector	Polarization
1	2385.33	38.67	27.39	39.59	1.71	0.72	48.90	54.00	-5.10	Average	VERTICAL
2	2385.33	50.61	27.39	39.59	1.71	0.72	60.84	74.00	-13.16	Peak	VERTICAL
3	2390.06	38.06	27.40	39.60	1.71	0.72	48.29	54.00	-5.71	Average	VERTICAL
4	2390.06	48.74	27.40	39.60	1.71	0.72	58.97	74.00	-15.03	Peak	VERTICAL

Note: 1. Result Level = Read Level + Antenna Factor + Cable loss + Filter Factor - PRM Factor.  
 2. If Peak Result complies with AV limit, AV Result is deemed to comply with AV limit.  
 3. Test setup: RBW: 1 MHz, VBW: 3 MHz, Sweep time: auto.

# TR-4-E-009 Radiated Emission Test Result

**Test Site** : DDT 3m Chamber 3#

D:\E3 6.111\2022 Report Data\Q21123116-2E BAR1000\FCC ABOVE 1G 2.4G.EM6

**Test Date** : 2022-04-01

**Tested By** : James Gan

**EUT** : Multi-Channel Soundbar with wireless subwoofer

**Model Number** : BAR 1000

**Power Supply** : AC 120V/60Hz

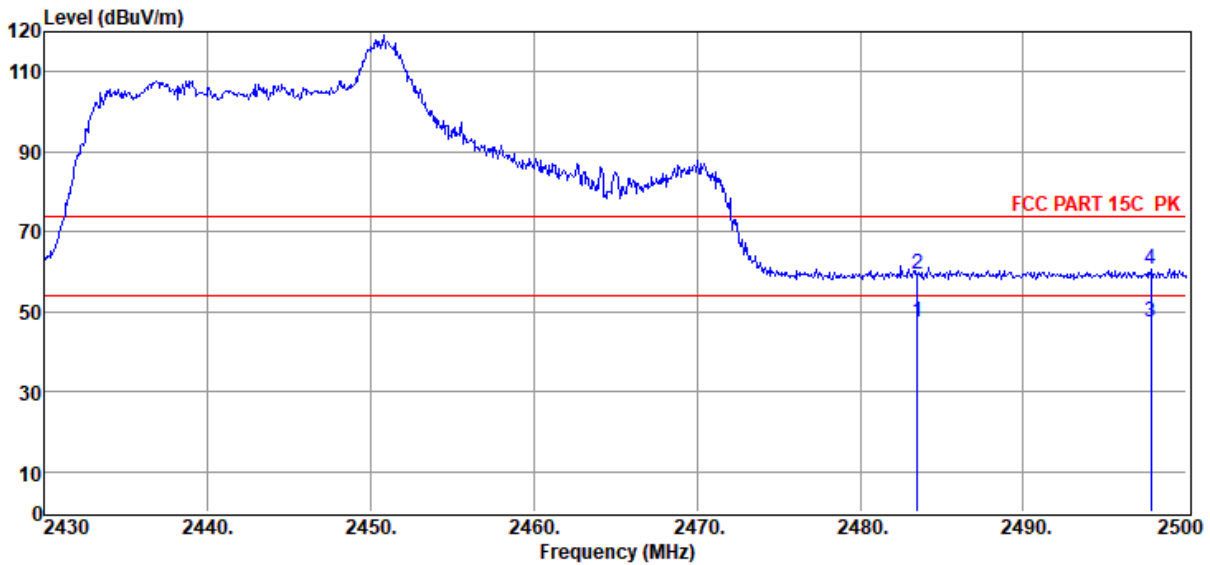
**Test Mode** : TX Mode

**Condition** : Temp:24.5°C,Humi:55%,Press:100.1kPa

**Antenna/Distance** : 2021 BBHA 9120D 3#/3m/HORIZONTAL

**Memo** : 11AX40 2452 RU26 17

Data: 39



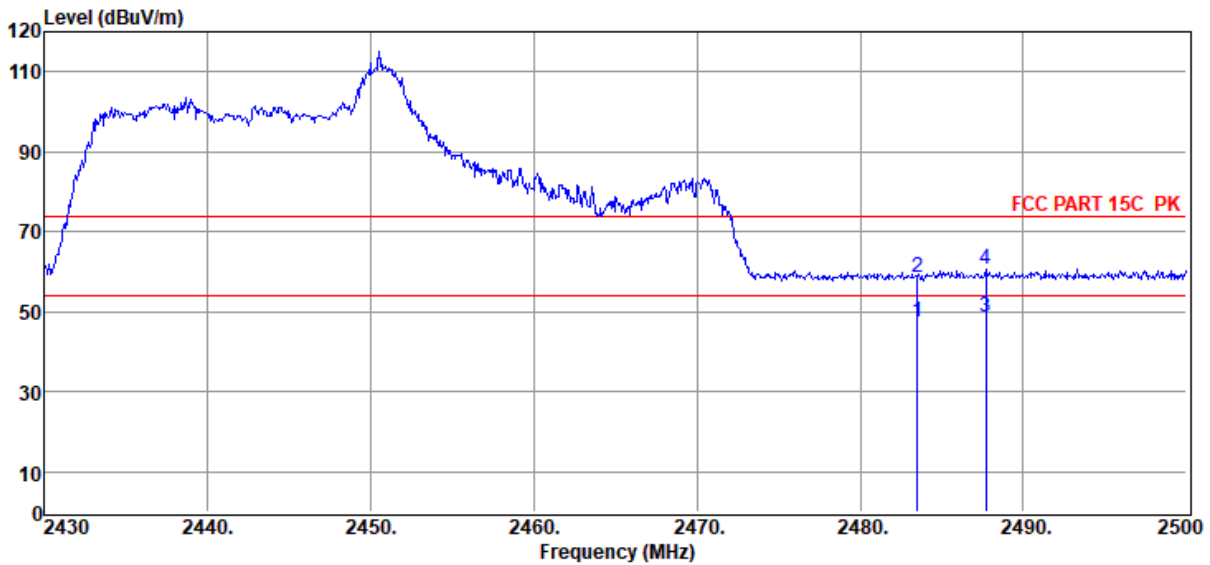
Item (Mark)	Freq. (MHz)	Read Level (dBuV)	Antenna Factor (dB/m)	PRM Factor dB	Cable Loss dB	Filter Factor dB	Result Level (dBuV/m)	Limit Line (dBuV/m)	Over Limit (dB)	Detector	Polarization
1	2483.48	37.14	27.57	39.64	1.74	0.73	47.54	54.00	-6.46	Average	HORIZONTAL
2	2483.48	48.78	27.57	39.64	1.74	0.73	59.18	74.00	-14.82	Peak	HORIZONTAL
3	2497.83	36.97	27.60	39.65	1.74	0.73	47.39	54.00	-6.61	Average	HORIZONTAL
4	2497.83	50.35	27.60	39.65	1.74	0.73	60.77	74.00	-13.23	Peak	HORIZONTAL

- Note: 1. Result Level = Read Level + Antenna Factor + Cable loss + Filter Factor - PRM Factor.  
 2. If Peak Result complies with AV limit, AV Result is deemed to comply with AV limit.  
 3. Test setup: RBW: 1 MHz, VBW: 3 MHz, Sweep time: auto.

# TR-4-E-009 Radiated Emission Test Result

**Test Site** : DDT 3m Chamber 3# D:\E3 6.111\2022 Report Data\Q21123116-2E BAR1000\FCC ABOVE 1G 2.4G.EM6  
**Test Date** : 2022-04-01 **Tested By** : James Gan  
**EUT** : Multi-Channel Soundbar with wireless subwoofer **Model Number** : BAR 1000  
**Power Supply** : AC 120V/60Hz **Test Mode** : TX Mode  
**Condition** : Temp:24.5°C,Humi:55%,Press:100.1kPa **Antenna/Distance** : 2021 BBHA 9120D 3#/3m/VERTICAL  
**Memo** : 11AX40 2452 RU26 17

Data: 40

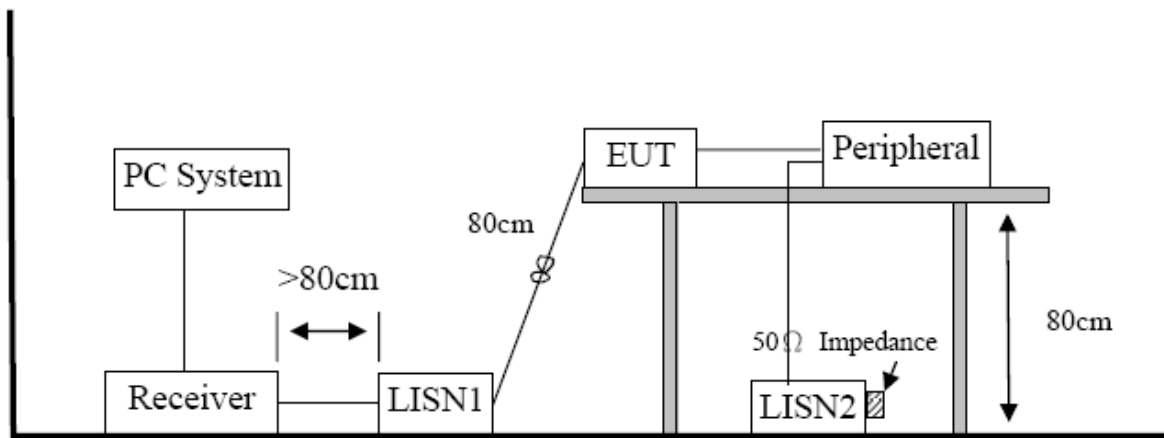


Item (Mark)	Freq. (MHz)	Read Level (dBuV)	Antenna Factor (dB/m)	PRM Factor dB	Cable Loss dB	Filter Factor dB	Result Level (dBuV/m)	Limit Line (dBuV/m)	Over Limit (dB)	Detector	Polarization
1	2483.48	37.15	27.57	39.64	1.74	0.73	47.55	54.00	-6.45	Average	VERTICAL
2	2483.48	48.17	27.57	39.64	1.74	0.73	58.57	74.00	-15.43	Peak	VERTICAL
3	2487.68	38.10	27.58	39.64	1.74	0.73	48.51	54.00	-5.49	Average	VERTICAL
4	2487.68	50.35	27.58	39.64	1.74	0.73	60.76	74.00	-13.24	Peak	VERTICAL

Note: 1. Result Level = Read Level + Antenna Factor + Cable loss + Filter Factor - PRM Factor.  
 2. If Peak Result complies with AV limit, AV Result is deemed to comply with AV limit.  
 3. Test setup: RBW: 1 MHz, VBW: 3 MHz, Sweep time: auto.

## 10. Power Line Conducted Emission

### 10.1. Block diagram of test setup



### 10.2. Power Line Conducted Emission Limits (Class B)

Frequency	Quasi-Peak Level dB( $\mu$ V)	Average Level dB( $\mu$ V)
150 kHz ~ 500 kHz	66 ~ 56*	56 ~ 46*
500 kHz ~ 5 MHz	56	46
5 MHz ~ 30 MHz	60	50

Note 1: \* Decreasing linearly with logarithm of frequency.

Note 2: The lower limit shall apply at the transition frequencies.

### 10.3. Test procedure

The EUT and Support equipment, if needed, were put placed on a non-metallic table, 80cm above the ground plane.

All I/O cables were positioned to simulate typical actual usage as per ANSI C63.4.

All support equipment power received from a second LISN.

Emissions were measured on each current carrying line of the EUT using an EMI Test Receiver connected to the LISN powering the EUT.

The Receiver scanned from 150 kHz to 30MHz for emissions in each of the test modes.

During the above scans, the emissions were maximized by cable manipulation.

After the preliminary scan, we found the test mode producing the highest emission level.

The EUT configuration and worse cable configuration of the above highest emission levels were recorded for reference of the final test.

EUT and support equipment were set up on the test bench as per the configuration with highest emission level in the preliminary test.

A scan was taken on both power lines, Neutral and Line, recording at least the six highest emissions.

Emission frequency and amplitude were recorded into a computer in which correction factors were used to calculate the emission level and compare reading to the applicable limit.

The test data of the worst-case condition(s) was recorded.

The bandwidth of test receiver is set at 9 kHz.

#### 10.4. Test result

**Pass. (See below detailed test result)**

Note1: All emissions not reported below are too low against the prescribed limits.

Note2: "----" means peak detection; "-----" means average detection

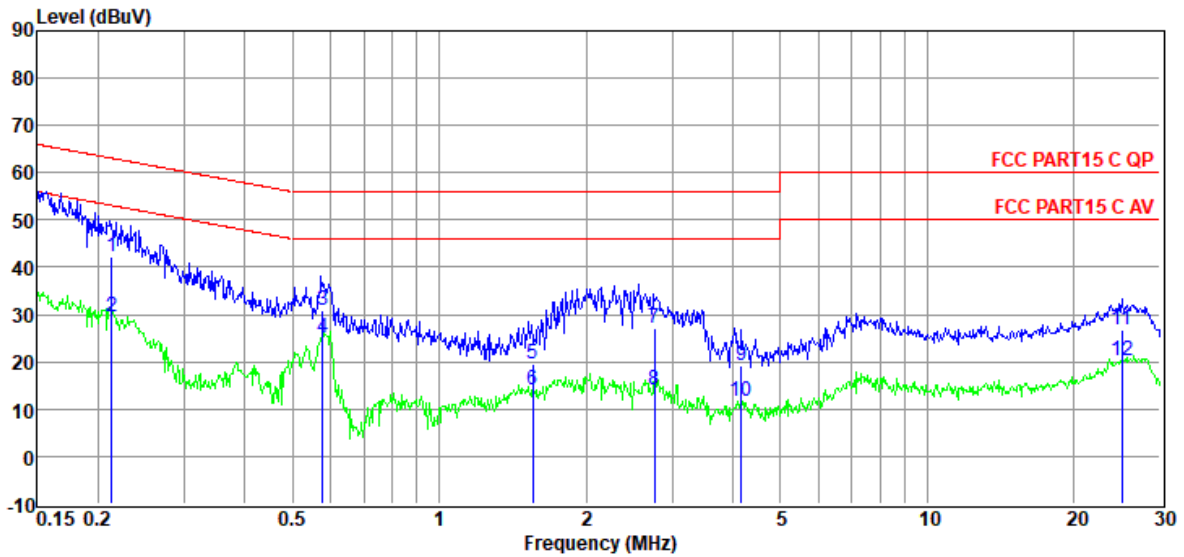
Note3: Pre-test AC conducted emission at both voltage AC 120V/60Hz and AC 240V/60Hz, recorded worse case.



# TR-4-E-010 Conducted Emission Test Result

**Test Site** : DDT 1# Shield Room D:\2022 CE report date\Q21123116-2E Bar1000\FCC.EM6  
**Test Date** : 2022-04-18 **Tested By** : James Gan  
**EUT** : Multi-Channel Soundbar with wireless subwoofer **Model Number** : BAR 1000  
**Power Supply** : AC 120V/60Hz **Test Mode** : TX Mode  
**Condition** : TEMP:24.3°C, RH:53.0%, BP:101.0kPa **LISN** : 2021 1# ENV216/NEUTRAL  
**Memo** : 2.4G

Data: 10



Item (Mark)	Freq. (MHz)	Read Level (dBuV)	LISN Factor (dB)	Cable Loss (dB)	Pulse Limiter Factor (dB)	Result Level (dBuV)	Limit Line (dBuV)	Over Limit (dB)	Detector	Phase
1	0.21	22.48	9.78	0.01	9.92	42.19	63.10	-20.91	QP	NEUTRAL
2	0.21	9.71	9.78	0.01	9.92	29.42	53.10	-23.68	Average	NEUTRAL
3	0.58	11.22	9.63	0.02	9.91	30.78	56.00	-25.22	QP	NEUTRAL
4	0.58	5.61	9.63	0.02	9.91	25.17	46.00	-20.83	Average	NEUTRAL
5	1.55	0.09	9.64	0.04	9.89	19.66	56.00	-36.34	QP	NEUTRAL
6	1.55	-5.61	9.64	0.04	9.89	13.96	46.00	-32.04	Average	NEUTRAL
7	2.77	7.30	9.69	0.05	9.90	26.94	56.00	-29.06	QP	NEUTRAL
8	2.77	-5.62	9.69	0.05	9.90	14.02	46.00	-31.98	Average	NEUTRAL
9	4.16	-0.61	9.79	0.06	9.92	19.16	56.00	-36.84	QP	NEUTRAL
10	4.16	-8.03	9.79	0.06	9.92	11.74	46.00	-34.26	Average	NEUTRAL
11	25.06	6.69	9.86	0.19	9.98	26.72	60.00	-33.28	QP	NEUTRAL
12	25.06	0.05	9.86	0.19	9.98	20.08	50.00	-29.92	Average	NEUTRAL

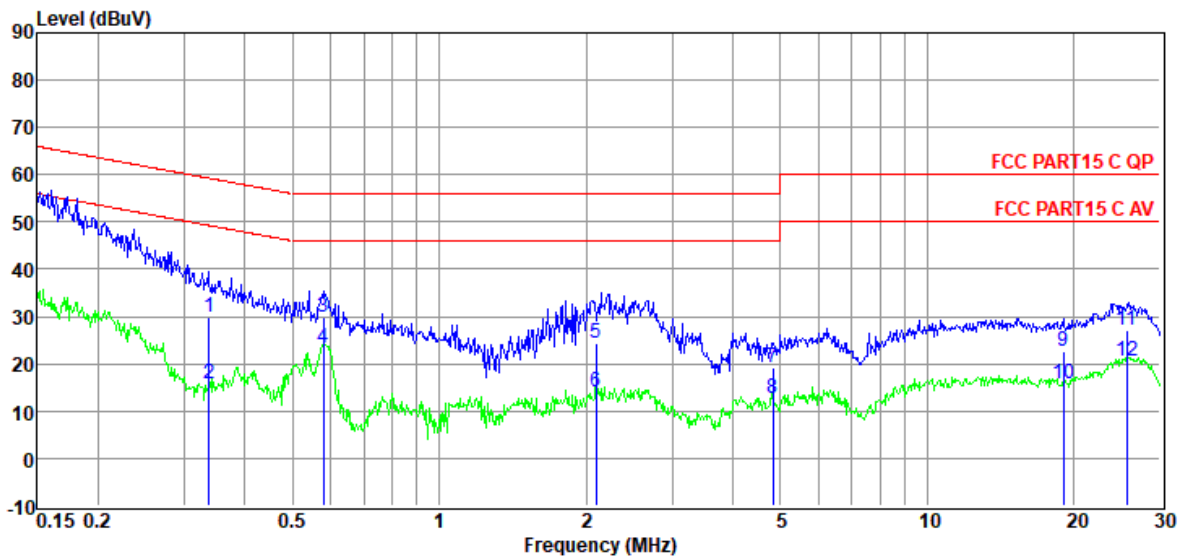
Note:

1. Result Level = Read Level + LISN Factor + Pulse Limiter Factor + Cable loss.
2. If QP Result complies with AV limit, AV Result is deemed to comply with AV limit.
3. Test setup: RBW: 200 Hz (9 kHz—150 kHz), 9 kHz (150 kHz—30 MHz).
4. Step size: 80Hz (0.009MHz-0.15MHz), 4 kHz (0.15MHz-30MHz), Scan time: auto.

# TR-4-E-010 Conducted Emission Test Result

**Test Site** : DDT 1# Shield Room D:\2022 CE report date\Q21123116-2E Bar1000\FCC.EM6  
**Test Date** : 2022-04-18 **Tested By** : James Gan  
**EUT** : Multi-Channel Soundbar with wireless subwoofer **Model Number** : BAR 1000  
**Power Supply** : AC 120V/60Hz **Test Mode** : TX Mode  
**Condition** : TEMP:24.3°C, RH:53.0%, BP:101.0kPa **LISN** : 2021 1# ENV216/LINE  
**Memo** : 2.4G

Data: 12



Item (Mark)	Freq. (MHz)	Read Level (dBuV)	LISN Factor (dB)	Cable Loss (dB)	Pulse Limiter Factor (dB)	Result Level (dBuV)	Limit Line (dBuV)	Over Limit (dB)	Detector	Phase
1	0.34	10.31	9.69	0.02	9.91	29.93	59.27	-29.34	QP	LINE
2	0.34	-3.91	9.69	0.02	9.91	15.71	49.27	-33.56	Average	LINE
3	0.58	10.46	9.56	0.02	9.91	29.95	56.00	-26.05	QP	LINE
4	0.58	3.94	9.56	0.02	9.91	23.43	46.00	-22.57	Average	LINE
5	2.10	4.84	9.51	0.04	9.89	24.28	56.00	-31.72	QP	LINE
6	2.10	-5.34	9.51	0.04	9.89	14.10	46.00	-31.90	Average	LINE
7	4.82	-0.45	9.57	0.06	9.93	19.11	56.00	-36.89	QP	LINE
8	4.82	-6.76	9.57	0.06	9.93	12.80	46.00	-33.20	Average	LINE
9	19.02	2.89	9.63	0.17	9.95	22.64	60.00	-37.36	QP	LINE
10	19.02	-3.82	9.63	0.17	9.95	15.93	50.00	-34.07	Average	LINE
11	25.59	7.44	9.66	0.19	9.98	27.27	60.00	-32.73	QP	LINE
12	25.59	0.74	9.66	0.19	9.98	20.57	50.00	-29.43	Average	LINE

Note:

1. Result Level = Read Level + LISN Factor + Pulse Limiter Factor + Cable loss.
2. If QP Result complies with AV limit, AV Result is deemed to comply with AV limit.
3. Test setup: RBW: 200 Hz (9 kHz—150 kHz), 9 kHz (150 kHz—30 MHz).
4. Step size: 80Hz (0.009MHz-0.15MHz), 4 kHz (0.15MHz-30MHz), Scan time: auto.

## 11. Antenna Requirements

### 11.1. Limit

For intentional device, according to FCC 47 CFR Section 15.203, an intentional radiator shall be designed to ensure that no antenna other than that furnished by the responsible party shall be used with the device. And according to FCC 47 CFR Section 15.247 (b), if transmitting antennas of directional gain greater than 6 dBi are used, the power shall be reduced by the amount in dB that the directional gain of the antenna exceeds 6 dBi.

For intentional device, according to RSS-Gen issue 5 section 6.8.

The applicant for equipment certification shall provide a list of all antenna types that may be used with the transmitter, where applicable (i.e. for transmitters with detachable antenna), indicating the maximum permissible antenna gain (in dBi) and the required impedance for each antenna. The test report shall demonstrate the compliance of the transmitter with the limit for maximum equivalent isotropically radiated power (e.i.r.p.) specified in the applicable RSS, when the transmitter is equipped with any antenna type, selected from this list.

### 11.2. Result

The device support 2T2R MIMO, the antennas both used for this product are FPC antennas and no antenna other than that furnished by the responsible party shall be used with the device, maximum antenna gain is 2.59 dBi for antenna 1, 2.59 dBi for antenna 2.