

# FCC AND ISED CERTIFICATION TEST REPORT

## FOR

<b>Applicant</b>	:	Harman International Industries, Inc.
<b>Address</b>	:	8500 Balboa Boulevard, Northridge, CA 91329, UNITED STATES
<b>Equipment under Test</b>	:	Multi-Channel Soundbar with wireless subwoofer
<b>Model No.</b>	:	BAR 1000
<b>Trade Mark</b>	:	JBL
<b>FCC ID</b>	:	APIBAR1000
<b>IC</b>	:	6132A-BAR1000
<b>Manufacturer</b>	:	Harman International Industries, Inc.
<b>Address</b>	:	8500 Balboa Boulevard, Northridge, CA 91329, UNITED STATES

**Issued By: Dongguan Dongdian Testing Service Co., Ltd.**

**Add.:** No. 17, Zongbu Road 2, Songshan Lake Sci&Tech, Industry Park,  
Dongguan City, Guangdong Province, China, 523808

**Tel.:** +86-0769-38826678, **E-mail:** ddt@dgddt.com, <http://www.dgddt.com>

# REPORT

## Table of Contents

	Test report declares.....	4
1.	Summary of Test Results .....	6
2.	General test information .....	7
2.1.	Description of EUT .....	7
2.2.	Accessories of EUT .....	11
2.3.	Assistant equipment used for test.....	11
2.4.	Block diagram of EUT configuration for test.....	11
2.5.	Deviations of test standard.....	13
2.6.	Test environment conditions .....	13
2.7.	Test laboratory .....	13
2.8.	Measurement uncertainty .....	14
3.	Equipment Used During Test.....	15
4.	26dB Bandwidth, 6dB Bandwidth and 99% Bandwidth .....	17
4.1.	Block diagram of test setup.....	17
4.2.	Limits .....	17
4.3.	Test Procedure.....	17
4.4.	Test Result.....	18
4.5.	Original test data.....	26
5.	Maximum Output Power .....	154
5.1.	Block diagram of test setup.....	154
5.2.	Limits .....	154
5.3.	Test Procedure.....	154
5.4.	Test Result.....	155
6.	Power Spectral Density .....	169
6.1.	Block diagram of test setup.....	169
6.2.	Limits .....	169
6.3.	Test Procedure.....	169
6.4.	Test Result.....	170
6.5.	Original test data.....	183
7.	Frequency Stability Measurement.....	331
7.1.	Limit of Frequency Stability .....	331
7.2.	Measuring Instruments .....	331
7.3.	Test Procedures.....	331
7.4.	Test Setup.....	331
7.5.	Test Result.....	331

8.	Emissions in restricted frequency bands .....	360
8.1.	Block diagram of test setup .....	360
8.2.	Limit .....	361
8.3.	Test Procedure.....	363
8.4.	Test result .....	364
9.	Band Edge Compliance .....	469
9.1.	Block diagram of test setup .....	469
9.2.	Limit .....	469
9.3.	Test Procedure.....	469
9.4.	Test result .....	469
10.	Power Line Conducted Emission .....	623
10.1.	Block diagram of test setup .....	623
10.2.	Power Line Conducted Emission Limits (Class B) .....	623
10.3.	Test Procedure.....	623
10.4.	Test Result.....	624
11.	Dynamic Frequency Selection .....	627
11.1.	Applicability of DFS requirements.....	627
11.2.	Limit .....	628
11.3.	Parameters of radar test waveforms.....	628
11.4.	Calibration of radar waveform.....	629
11.5.	Channel closing transmission time, channel move time and non-occupancy period.....	632
11.6.	Test setup .....	633
11.7.	Test result .....	633
12.	Antenna Requirements .....	635
12.1.	Limit .....	635
12.2.	Result.....	635
13.	Test Setup Photograph.....	636
14.	Photos of the EUT .....	638

## Test Report Declare

<b>Applicant</b>	:	Harman International Industries, Inc.
<b>Address</b>	:	8500 Balboa Boulevard, Northridge, CA 91329, UNITED STATES
<b>Equipment under Test</b>	:	Multi-Channel Soundbar with wireless subwoofer
<b>Model No.</b>	:	BAR 1000
<b>Trade Mark</b>	:	JBL
<b>Manufacturer</b>	:	Harman International Industries, Inc.
<b>Address</b>	:	8500 Balboa Boulevard, Northridge, CA 91329, UNITED STATES

### Test Standard Used:

FCC Rules and Regulations Part 15 Subpart E, RSS-247 Issue 2 February 2017.

**Test procedure used:** ANSI C63.10:2013, 789033 D02 General U-NII Test Procedures New Rules v02r01, 662911 D01 Multiple Transmitter Output v02r01, RSS-Gen Issue 5 Apr. 2018, Amendment 2 (February 2021)

### We Declare:

The equipment described above is tested by Dongguan Dongdian Testing Service Co., Ltd. and in the configuration tested the equipment complied with the standards specified above. The test results are contained in this test report and Dongguan Dongdian Testing Service Co., Ltd. is assumed of full responsibility for the accuracy and completeness of these tests.

**After test and evaluation, our opinion is that the equipment provided for test compliance with the requirement of the above FCC&ISED standards.**

<b>Report No.:</b>	DDT-R21123116-2E05		
<b>Date of Receipt:</b>	Feb. 18, 2022	<b>Date of Test:</b>	Feb. 18, 2022 ~ Jun. 27, 2022

**Prepared By:**

*Johnny Wang*

**Johnny Wang/Engineer**

**Approved By:**



**Damon Hu/EMC Manager**

Note: This report applies to above tested sample only. This report shall not be reproduced in parts without written approval of Dongguan Dongdian Testing Service Co., Ltd.

## Revision History

Rev.	Revisions	Issue Date	Revised By
---	Initial issue	Jun. 27, 2022	

## 1. Summary of Test Results

The EUT have been tested according to the applicable standards as referenced below.		
Description of Test Item	Standard	Results
6/26db Bandwidth and 99% Bandwidth	FCC 15.407 (e) RSS-247 Clause 6.2	Pass
Maximum Conducted Output Power	FCC 15.407 (a) RSS-247 Clause 6.2	Pass
Power Spectral Density	FCC 15.407 (a) RSS-247 Clause 6.2	Pass
Frequency Stability Measurement	FCC 15.407 (g) RSS-247 Clause 6.2 RSS-GEN Clause 8.9	Pass
Emissions in restricted frequency bands	FCC 15.407 (a) FCC 15.209 FCC 15.205 RSS-247 Clause 6.2 RSS-GEN Clause 8.9	Pass
Band Edge Compliance	FCC 15.407 (a) FCC 15.209 FCC 15.205 RSS-247 Clause 6.2 RSS-GEN Clause 8.9	Pass
Power Line Conducted Emission	FCC 15.207 RSS-GEN Clause 8.8	Pass
Antenna requirement	FCC 15.203 RSS-GEN Clause 8.3	Pass
Dynamic Frequency Selection	FCC 15.407 (h) RSS-247 Clause 6.3	Pass
Note: This product has two audio power amplifier ICs (TAS5825M and TAS5825P). All items are tested on TAS5825M. According to the test results of TAS5825M, TAS5825P only the Emissions in restricted frequency bands (below 1 GHz) tested.		



## 2. General test information

### 2.1. Description of EUT

EUT* Name	: Multi-Channel Soundbar with wireless subwoofer
Model Number	: BAR 1000
EUT function description	: Please reference user manual of this device
Power Supply	: AC 100-240V-50/60Hz 70W
Radio Technology	: IEEE 802.11a/n/ac/ax
Operation frequency	: IEEE 802.11a: 5180MHz-5240MHz, 5260MHz-5320MHz, 5500MHz-5700MHz, 5745MHz-5825MHz IEEE 802.11n HT20: 5180MHz-5240MHz, 5260MHz-5320MHz, 5500MHz-5700MHz, 5745MHz-5825MHz IEEE 802.11n HT40: 5190MHz-5230MHz, 5270MHz-5310MHz, 5510MHz-5670MHz, 5755MHz-5755MHz IEEE 802.11ac VHT20: 5180MHz-5240MHz, 5260MHz-5320MHz, 5500MHz-5700MHz, 5745MHz-5825MHz IEEE 802.11ac VHT40: 5190MHz-5230MHz, 5270MHz-5310MHz, 5510MHz-5670MHz, 5755MHz-5755MHz IEEE 802.11ac VHT80: 5210MHz, 5290MHz, 5530MHz, 5610MHz, 5775MHz IEEE 802.11ax HE20: 5180MHz-5240MHz, 5260MHz-5320MHz, 5500MHz-5700MHz, 5745MHz-5825MHz IEEE 802.11ax HE40: 5190MHz-5230MHz, 5270MHz-5310MHz, 5510MHz-5670MHz, 5755MHz-5755MHz IEEE 802.11ax HE80: 5210MHz, 5290MHz, 5530MHz, 5610MHz, 5775MHz
Modulation	: IEEE 802.11a: OFDM (64QAM, 16QAM, QPSK, BPSK) IEEE 802.11n: OFDM (64QAM, 16QAM, QPSK, BPSK) IEEE 802.11ac: OFDM (256QAM, 64QAM, 16QAM, QPSK, BPSK) IEEE 802.11ax: OFDM (1024QAM, 256QAM, 64QAM, 16QAM, QPSK, BPSK)
Transmitter rate	: IEEE 802.11a: up to 54 Mbps IEEE 802.11n HT20: up to 144.4 Mbps IEEE 802.11n HT40: up to 300 Mbps IEEE 802.11ac VHT20: up to 173.4 Mbps IEEE 802.11ac VHT40: up to 400 Mbps IEEE 802.11ac VHT80: up to 866.6 Mbps IEEE 802.11ax HE20: up to 286.8 Mbps IEEE 802.11ax HE40: up to 573.5 Mbps IEEE 802.11ax HE80: up to 1201 Mbps
Antenna Type	: Antenna 1: FPC antenna, Maximum PK gain: 3.64 dBi Antenna 2: FPC antenna, Maximum PK gain: 3.64 dBi
Sample Type	: Series production
Sample Number	: S21123116-04 for conductive S21123116-05 for radiation

Note 1: EUT is the ab. of equipment under test.

Note 2: Band 5600-5650MHz will be disabled when shipped to Canada.

Antenna information			
	Ant1 gain	Ant2 gain	MIMO
IEEE 802.11a	3.64	3.64	/
IEEE 802.11n HT20	3.64	3.64	6.65
IEEE 802.11n HT40	3.64	3.64	6.65
IEEE 802.11ac VHT20	3.64	3.64	6.65
IEEE 802.11ac VHT40	3.64	3.64	6.65
IEEE 802.11ac VHT80	3.64	3.64	6.65
IEEE 802.11ax HE20	3.64	3.64	6.65
IEEE 802.11ax HE40	3.64	3.64	6.65
IEEE 802.11ax HE80	3.64	3.64	6.65

Channel information					
IEEE 802.11a		IEEE 802.11n (HT40)		IEEE 802.11ac (VHT80)	
IEEE 802.11n (HT20)		IEEE 802.11ac (VHT40)		IEEE 802.11ax (HE80)	
IEEE 802.11ac (VHT20)		IEEE 802.11ax (HE40)			
IEEE 802.11ax (HE20)					
UNII-1					
CH	Frequency (MHz)	CH	Frequency (MHz)	CH	Frequency (MHz)
36	5180	38	5190	42	5210
40	5200	46	5230	/	/
44	5220	/	/	/	/
48	5240	/	/	/	/
UNII-2A					
52	5260	54	5270	58	5290
56	5280	62	5310	/	/
60	5300	/	/	/	/
64	5320	/	/	/	/
UNII-2C					
100	5500	102	5510	106	5530
104	5520	110	5550	122	5610
108	5540	118	5590	/	/
112	5560	126	5630	/	/
116	5580	134	5670	/	/
120	5600	/	/	/	/
124	5620	/	/	/	/
128	5640	/	/	/	/
132	5660	/	/	/	/
134	5680	/	/	/	/
140	5700	/	/	/	/
UNII-3					
149	5745	151	5755	155	5725
153	5765	159	5795	/	/
157	5785	/	/	/	/
161	5805	/	/	/	/
165	5825	/	/	/	/



IEEE 802.11ax(HE20)	Operating Mode	Resource Unit	26 Tone(2M)	
	Specific Resource Unit		0	
			1	
			2	
			3	
			4	
			5	
			6	
			7	
			8	
		9		
		Resource Unit	52 Tone(4M)	
	Specific Resource Unit		37	
			38	
		39		
		40		
	Resource Unit	106 Tone(8M)		
Specific Resource Unit		53		
		54		
	Resource Unit	242 Tone(20M)		
	Specific Resource Unit	61		
IEEE 802.11ax(HE40)	Operating Mode	Resource Unit	26 Tone(2M)	
	Specific Resource Unit		0	9
			1	10
			2	11
			3	12
			4	13
			5	14
			6	15
			7	16
			8	17
		Resource Unit	52 Tone(4M)	
	Specific Resource Unit		37	41
			38	42
			39	43
		40	44	
	Resource Unit	106 Tone(8M)		
Specific Resource Unit		53	55	
		54	56	
	Resource Unit	242 Tone(20M)		
	Specific Resource Unit	61	62	
	Resource Unit	484 Tone(40M)		
	Specific Resource Unit	65		
IEEE 802.11ax(HE80)	Operating Mode	Resource Unit	26 Tone(2M)	
	Specific Resource Unit		0	19
			1	20
			2	21
			3	22
			4	23
	5	24		

		6	25
		7	26
		8	27
		9	28
		10	29
		11	30
		12	31
		13	32
		14	33
		15	34
		16	35
		17	36
		18	
	Resource Unit	52 Tone(4M)	
	Specific Resource Unit	37	45
		38	46
		39	47
		40	48
		41	49
		42	50
		43	51
	44	52	
	Resource Unit	106 Tone(8M)	
	Specific Resource Unit	53	57
		54	58
		55	59
		56	60
	Resource Unit	242 Tone(20M)	
	Specific Resource Unit	61	62
		63	64
	Resource Unit	484 Tone(40M)	
	Specific Resource Unit	65	66
	Resource Unit	996 Tone(80M)	
	Specific Resource Unit	67	

## 2.2. Accessories of EUT

Description of Accessories	Manufacturer	Model number	Description	Other
AC cable	Harman	N/A	N/A	Length: 1.85m,
HDMI cable	Harman	N/A	N/A	Length: 1.17m, with two magnetic rings
Remote control	Harman	N/A	N/A	N/A

## 2.3. Assistant equipment used for test

Assistant equipment	Manufacturer	Model number	EMC Compliance	SN
N/A	N/A	N/A	N/A	N/A

## 2.4. Block diagram of EUT configuration for test



Test software: adb.exe

The test software was used to control EUT work in Continuous Tx mode, and select test channel, wireless mode as below table.

The pathloss of external cable: 0.5dB (According to the manufacturer's claims)

Tested mode, channel, and data rate information

Mode	Setting Tx Power	data rate (Mbps) (see Note)	Channel	Frequency (MHz)
IEEE 802.11a	/	6	Low: CH36	5180
	/	6	Middle: CH40	5200
	/	6	High: CH48	5240
	/	6	Low: CH52	5260
	/	6	Middle: CH56	5280
	/	6	High: CH64	5320
	/	6	Low: CH100	5500
	/	6	Middle: CH116	5580
	/	6	High: CH140	5700
	/	6	Low: CH149	5745
	/	6	Middle: CH157	5785
/	6	High: CH165	5825	
IEEE 802.11n HT20	/	MCS 0	Low: CH36	5180
	/	MCS 0	Middle: CH40	5200
	/	MCS 0	High: CH48	5240
	/	MCS 0	Low: CH52	5260
	/	MCS 0	Middle: CH56	5280
	/	MCS 0	High: CH64	5320
	/	MCS 0	Low: CH100	5500
	/	MCS 0	Middle: CH116	5580
	/	MCS 0	High: CH140	5700

	/	MCS 0	Low: CH149	5745
	/	MCS 0	Middle: CH157	5785
	/	MCS 0	High: CH165	5825
IEEE 802.11n HT40	/	MCS 0	Low: CH38	5190
	/	MCS 0	Middle: CH46	5230
	/	MCS 0	High: CH54	5270
	/	MCS 0	Low: CH62	5310
	/	MCS 0	Middle: CH102	5510
	/	MCS 0	High: CH110	5550
	/	MCS 0	Low: CH134	5670
	/	MCS 0	Middle: CH151	5755
	/	MCS 0	High: CH159	5795
	IEEE 802.11ac HT20	12	MCS 0	Low: CH36
12		MCS 0	Middle: CH40	5200
12		MCS 0	High: CH48	5240
12		MCS 0	Low: CH52	5260
12		MCS 0	Middle: CH56	5280
12		MCS 0	High: CH64	5320
12		MCS 0	Low: CH100	5500
12		MCS 0	Middle: CH116	5580
12		MCS 0	High: CH140	5700
12		MCS 0	Low: CH149	5745
IEEE 802.11ac HT40	/	MCS 0	Middle: CH157	5785
	/	MCS 0	High: CH165	5825
	/	MCS 0	Low: CH38	5190
	/	MCS 0	Middle: CH46	5230
	/	MCS 0	High: CH54	5270
	/	MCS 0	Low: CH62	5310
	/	MCS 0	Middle: CH102	5510
	/	MCS 0	High: CH110	5550
IEEE 802.11ac HT80	/	MCS 0	Low: CH134	5670
	/	MCS 0	Middle: CH151	5755
	/	MCS 0	High: CH159	5795
	/	MCS 0	CH42	5210
	/	MCS 0	CH58	5290
IEEE 802.11ax HE20	/	MCS 0	CH106	5530
	/	MCS 0	CH122	5610
	/	MCS 0	CH155	5775
	SU:15 RU:04	MCS 0	Low: CH36	5180
	SU:15 RU:04	MCS 0	Middle: CH40	5200
	SU:15 RU:04	MCS 0	High: CH48	5240
	SU:15 RU:08	MCS 0	Low: CH52	5260
	SU:15 RU:08	MCS 0	Middle: CH56	5280
	SU:15 RU:08	MCS 0	High: CH64	5320
	SU:15 RU:08	MCS 0	Low: CH100	5500
	SU:15 RU:08	MCS 0	Middle: CH116	5580
SU:15 RU:08	MCS 0	High: CH140	5700	
SU:15 RU:08	MCS 0	Low: CH149	5745	
SU:15 RU:08	MCS 0	Middle: CH157	5785	
SU:15 RU:08	MCS 0	High: CH165	5825	
IEEE 802.11ax	SU:15 RU:04	MCS 0	Low: CH38	5190

HE40	SU:15 RU:04	MCS 0	Middle: CH46	5230
	SU:15 RU:08	MCS 0	High: CH54	5270
	SU:15 RU:08	MCS 0	Low: CH62	5310
	SU:15 RU:08	MCS 0	Middle: CH102	5510
	SU:15 RU:08	MCS 0	High: CH110	5550
	SU:15 RU:08	MCS 0	Low: CH134	5670
	SU:15 RU:08	MCS 0	Middle: CH151	5755
	SU:15 RU:08	MCS 0	High: CH159	5795
IEEE 802.11ax HE80	SU:15 RU:04	MCS 0	CH42	5210
	SU:15 RU:08	MCS 0	CH58	5290
	SU:15 RU:08	MCS 0	CH106	5530
	SU:15 RU:08	MCS 0	CH122	5610
	SU:15 RU:08	MCS 0	CH155	5775
Note: According exploratory test, EUT will have maximum output power in those data rate, so those data rate were used for all test.				

## 2.5. Deviations of test standard

No Deviation.

## 2.6. Test environment conditions

During the measurement the environmental conditions were within the listed ranges:

Temperature range:	21-25°C
Humidity range:	40-75%
Pressure range:	86-106 kPa

## 2.7. Test laboratory

Dongguan Dongdian Testing Service Co., Ltd.

Add.: No. 17, Zongbu Road 2, Songshan Lake Sci&Tech, Industry Park, Dongguan City, Guangdong Province, China, 523808

Tel.: +86-0769-38826678, <http://www.dgddt.com>, Email: [ddt@dgddt.com](mailto:ddt@dgddt.com)

CNAS Accreditation No. L6451; A2LA Accreditation Number: 3870.01

FCC Designation Number: CN1182, Test Firm Registration Number: 540522

Innovation, Science and Economic Development Canada Site Registration Number: 10288A

Conformity Assessment Body identifier: CN0048

VCCI facility registration number: C-20087, T-20088, R-20123, G-20118



## 2.8. Measurement uncertainty

Test Item	Uncertainty
Bandwidth	1.1%
Peak Output Power (Conducted) (Spectrum analyzer)	0.86 dB (10 MHz ≤ f < 3.6 GHz);
	1.38 dB (3.6 GHz ≤ f < 8 GHz)
Peak Output Power (Conducted) (Power Sensor)	0.74 dB
Power Spectral Density	0.74 dB (10 MHz ≤ f < 3.6 GHz);
	1.38 dB (3.6 GHz ≤ f < 8 GHz)
Frequencies Stability	6.7 x 10 <sup>-8</sup> (Antenna couple method)
	5.5 x 10 <sup>-8</sup> (Conducted method)
Conducted spurious emissions	0.86 dB (10 MHz ≤ f < 3.6GHz);
	1.40 dB (3.6 GHz ≤ f < 8 GHz)
	1.66 dB (8 GHz ≤ f < 22 GHz)
Uncertainty for radio frequency (RBW<20kHz)	3x10 <sup>-8</sup>
Temperature	0.4°C
Humidity	2%
Uncertainty for Radiation Emission test (30MHz-1GHz)	4.70 dB (Antenna Polarize: V)
	4.84 dB (Antenna Polarize: H)
Uncertainty for Radiation Emission test (1GHz-40GHz)	4.10 dB (1-6 GHz)
	4.40 dB (6 GHz-18 GHz)
	3.54 dB (18 GHz-26 GHz)
	4.30 dB (26 GHz-40 GHz)
Uncertainty for Power line conduction emission test	3.32 dB (150 kHz-30 MHz)
Note: This uncertainty represents an expanded uncertainty expressed at approximately the 95% confidence level using a coverage factor of k=2.	



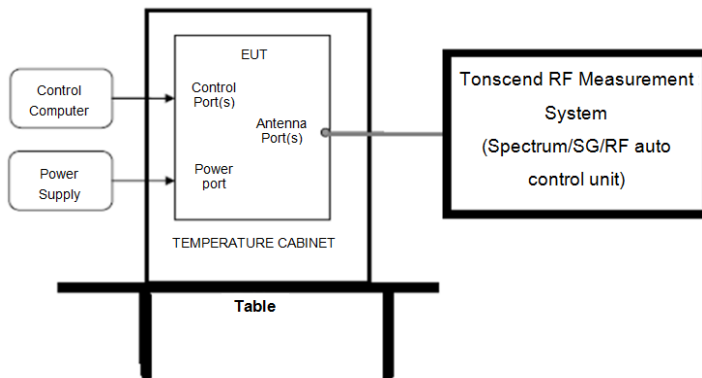
### 3. Equipment Used During Test

Equipment	Manufacturer	Model No.	Serial No.	Last Cal.	Cal. Interval
<b>☑RF Connected Test (Tonscend RF Measurement System 3#)</b>					
Spectrum Analyzer	R&S	FSU26	200071	Sep. 02, 2021	1 Year
Wideband Radio Communication tester	R&S	CMW500	117491	Jun. 01, 2021	1 Year
Wideband Radio Communication tester	R&S	CMW500	117491	May 18, 2022	1 Year
Vector Signal Generator	Agilent	N5182A	MY19060405	Jun. 01, 2021	1 Year
Vector Signal Generator	Agilent	N5182A	MY19060405	May 18, 2022	1 Year
Vector Signal Generator	Agilent	N5182A	MY48180912	Jun. 01, 2021	1 Year
Vector Signal Generator	Agilent	N5182A	MY48180912	May 18, 2022	1 Year
RF Control Unit	Tonsend	JS0806-2	DDT-ZC01449	Jun. 01, 2021	1 Year
RF Control Unit	Tonsend	JS0806-2	DDT-ZC01449	May 18, 2022	1 Year
Temp&Humi Programmable	ZHIXIANG	ZXGDJS-150L	ZX170110-A	Jun. 01, 2021	1 Year
Temp&Humi Programmable	ZHIXIANG	ZXGDJS-150L	ZX170110-A	May 26, 2022	1 Year
Test Software	JS Tonscend	JS1120-3	Ver.2.6.77.0518	N/A	N/A
<b>☑Radiation 3#chamber</b>					
EMI Test Receiver	R&S	ESU	100472	Jun. 01, 2021	1 Year
EMI Test Receiver	R&S	ESU	100472	May 18, 2022	1 Year
Spectrum analyzer	Agilent	E4447A	MY50180031	Jun. 01, 2021	1 Year
Spectrum analyzer	Agilent	E4447A	MY50180031	May 18, 2022	1 Year
Active Loop antenna	Schwarzbeck	FMZB-1519	1519-038	Sep. 19, 2021	1 Year
Trilog Broadband Antenna	Schwarzbeck	VULB 9163	01429	Aug. 07, 2021	1 Year
Double Ridged Horn Antenna	Schwarzbeck	BBHA9120	02108	Jul. 17, 2021	1 Year
Broad Band Horn Antenna	Schwarzbeck	BBHA 9170	790	May 08, 2021	1 Year
Broad Band Horn Antenna	Schwarzbeck	BBHA 9170	790	May 06, 2022	1 Year
Pre-amplifier	COM-POWER	PAM-118A	18040084	Sep. 02, 2021	1 Year
Pre-amplifier	COM-POWER	PAM-840A	461369	Mar. 15, 2021	1 Year
Pre-amplifier	COM-POWER	PAM-840A	461369	Apr. 11, 2022	1 Year
Test software	Audix	E3	V 6.1.1.1	N/A	N/A
<b>☑Power Line Conducted Emissions Test 1#</b>					
Test Receiver	R&S	ESCI	100551	Sep. 02, 2021	1 Year
LISN 1	R&S	ENV216	101109	Sep. 02, 2021	1 Year
LISN 2	R&S	ESH2-Z5	100309	Sep. 02, 2021	1 Year
Pulse Limiter	R&S	ESH3-Z2	101242	Sep. 02, 2021	1 Year

CE Cable 1	HUBSER	N/A	W10.01	Sep. 02, 2021	1 Year
LISN 3	SCHWARZBECK	NSLK 8163	00017	Sep. 02, 2021	1 Year

## 4. 26dB Bandwidth, 6dB Bandwidth and 99% Bandwidth

### 4.1. Block diagram of test setup



### 4.2. Limits

FCC Part15, Subpart E/ RSS-247		
Test Item	Limit	Frequency Range (MHz)
Bandwidth	26 dB Bandwidth	5150 - 5250
	26 dB Bandwidth	5250 - 5350
	26 dB Bandwidth	For FCC: 5470 - 5725 For IC: 5470 - 5600 5650 - 5725
	Minimum 500 kHz 6 dB Bandwidth	5725 - 5850

### 4.3. Test Procedure

Connect EUT's antenna output to spectrum analyzer by RF cable.

Center Frequency	The center frequency of the channel under test
Detector	Peak
RBW	For 6 dB Bandwidth: RBW=100 kHz For 26 dB Bandwidth: approximately 1% of the emission bandwidth.
VBW	For 6 dB Bandwidth: VBW=300 kHz For 26 dB Bandwidth: >3 RBW
Trace	Max hold
Sweep	Auto couple

Allow the trace to stabilize, measure the maximum width of the emission that is constrained by the frequencies associated with the two outermost amplitude points (upper and lower frequencies) that are attenuated by 26 dB and 6 dB relative to the maximum level measured in the fundamental emission.

## 4.4. Test Result

Test Mode	Antenna	Channel	OCB [MHz]	FL[MHz]	FH[MHz]	Limit[MHz]	Verdict
11A	Ant1	5180	18.20	5170.840	5189.040	---	PASS
	Ant2	5180	18.16	5170.880	5189.040	---	PASS
	Ant1	5200	18.24	5190.800	5209.040	---	PASS
	Ant2	5200	18.20	5190.840	5209.040	---	PASS
	Ant1	5240	16.84	5231.560	5248.400	---	PASS
	Ant2	5240	16.80	5231.600	5248.400	---	PASS
	Ant1	5260	18.08	5250.880	5268.960	---	PASS
	Ant2	5260	18.12	5250.920	5269.040	---	PASS
	Ant1	5280	18.12	5270.920	5289.040	---	PASS
	Ant2	5280	18.12	5270.920	5289.040	---	PASS
	Ant1	5320	18.20	5310.840	5329.040	---	PASS
	Ant2	5320	18.20	5310.840	5329.040	---	PASS
	Ant1	5500	18.20	5490.880	5509.080	---	PASS
	Ant2	5500	18.16	5490.880	5509.040	---	PASS
	Ant1	5580	18.04	5570.920	5588.960	---	PASS
	Ant2	5580	18.08	5570.880	5588.960	---	PASS
	Ant1	5700	18.24	5690.800	5709.040	---	PASS
	Ant2	5700	18.24	5690.800	5709.040	---	PASS
	Ant1	5745	18.24	5735.840	5754.080	---	PASS
	Ant2	5745	18.24	5735.840	5754.080	---	PASS
Ant1	5785	18.16	5775.920	5794.080	---	PASS	
Ant2	5785	18.12	5775.920	5794.040	---	PASS	
Ant1	5825	18.20	5815.800	5834.000	---	PASS	
Ant2	5825	18.20	5815.840	5834.040	---	PASS	
11N20MIMO	Ant1	5180	18.96	5170.560	5189.520	---	PASS
	Ant2	5180	18.20	5170.840	5189.040	---	PASS
	Ant1	5200	19.00	5190.520	5209.520	---	PASS
	Ant2	5200	18.28	5190.800	5209.080	---	PASS
	Ant1	5240	17.72	5231.120	5248.840	---	PASS
	Ant2	5240	17.68	5231.160	5248.840	---	PASS
	Ant1	5260	18.96	5250.560	5269.520	---	PASS
	Ant2	5260	18.24	5250.840	5269.080	---	PASS
	Ant1	5280	19.00	5270.560	5289.560	---	PASS
	Ant2	5280	18.24	5270.840	5289.080	---	PASS
	Ant1	5320	18.96	5310.560	5329.520	---	PASS
	Ant2	5320	18.28	5310.800	5329.080	---	PASS
	Ant1	5500	18.96	5490.600	5509.560	---	PASS
	Ant2	5500	18.28	5490.800	5509.080	---	PASS
	Ant1	5580	18.88	5570.600	5589.480	---	PASS
	Ant2	5580	18.20	5570.800	5589.000	---	PASS
	Ant1	5700	19.04	5690.480	5709.520	---	PASS
	Ant2	5700	18.28	5690.760	5709.040	---	PASS
	Ant1	5745	19.08	5735.520	5754.600	---	PASS
	Ant2	5745	18.28	5735.800	5754.080	---	PASS
Ant1	5785	19.00	5775.600	5794.600	---	PASS	
Ant2	5785	18.24	5775.840	5794.080	---	PASS	
Ant1	5825	19.08	5815.480	5834.560	---	PASS	



	Ant2	5825	18.28	5815.800	5834.080	---	PASS
11N40MIMO	Ant1	5190	36.00	5172.000	5208.000	---	PASS
	Ant2	5190	36.00	5172.000	5208.000	---	PASS
	Ant1	5230	36.08	5212.000	5248.080	---	PASS
	Ant2	5230	36.08	5212.000	5248.080	---	PASS
	Ant1	5270	36.08	5252.000	5288.080	---	PASS
	Ant2	5270	36.00	5252.000	5288.000	---	PASS
	Ant1	5310	36.00	5292.080	5328.080	---	PASS
	Ant2	5310	36.08	5292.000	5328.080	---	PASS
	Ant1	5510	35.92	5492.080	5528.000	---	PASS
	Ant2	5510	36.08	5491.920	5528.000	---	PASS
	Ant1	5550	36.16	5532.000	5568.160	---	PASS
	Ant2	5550	36.24	5531.920	5568.160	---	PASS
	Ant1	5670	36.08	5651.920	5688.000	---	PASS
	Ant2	5670	36.08	5651.920	5688.000	---	PASS
	Ant1	5755	36.08	5737.000	5773.080	---	PASS
	Ant2	5755	36.08	5737.000	5773.080	---	PASS
	Ant1	5795	35.92	5777.080	5813.000	---	PASS
	Ant2	5795	36.00	5777.000	5813.000	---	PASS
11AC20MIMO	Ant1	5180	18.76	5170.600	5189.360	---	PASS
	Ant2	5180	18.00	5171.040	5189.040	---	PASS
	Ant1	5200	18.80	5190.560	5209.360	---	PASS
	Ant2	5200	18.00	5191.040	5209.040	---	PASS
	Ant1	5240	17.72	5231.120	5248.840	---	PASS
	Ant2	5240	17.52	5231.240	5248.760	---	PASS
	Ant1	5260	18.72	5250.600	5269.320	---	PASS
	Ant2	5260	17.96	5251.080	5269.040	---	PASS
	Ant1	5280	18.72	5270.640	5289.360	---	PASS
	Ant2	5280	17.96	5271.080	5289.040	---	PASS
	Ant1	5320	18.76	5310.600	5329.360	---	PASS
	Ant2	5320	18.04	5311.040	5329.080	---	PASS
	Ant1	5500	18.76	5490.640	5509.400	---	PASS
	Ant2	5500	18.00	5491.040	5509.040	---	PASS
	Ant1	5580	18.64	5570.640	5589.280	---	PASS
	Ant2	5580	17.92	5571.080	5589.000	---	PASS
	Ant1	5700	18.84	5690.520	5709.360	---	PASS
	Ant2	5700	18.04	5691.000	5709.040	---	PASS
	Ant1	5745	18.80	5735.560	5754.360	---	PASS
	Ant2	5745	18.00	5736.040	5754.040	---	PASS
	Ant1	5785	18.76	5775.640	5794.400	---	PASS
	Ant2	5785	17.96	5776.080	5794.040	---	PASS
	Ant1	5825	18.76	5815.560	5834.320	---	PASS
	Ant2	5825	17.96	5816.040	5834.000	---	PASS
11AC40MIMO	Ant1	5190	35.84	5172.080	5207.920	---	PASS
	Ant2	5190	36.16	5171.920	5208.080	---	PASS
	Ant1	5230	35.92	5212.080	5248.000	---	PASS
	Ant2	5230	36.32	5211.920	5248.240	---	PASS
	Ant1	5270	36.00	5252.000	5288.000	---	PASS
	Ant2	5270	36.24	5251.920	5288.160	---	PASS
	Ant1	5310	35.92	5292.080	5328.000	---	PASS
	Ant2	5310	36.24	5291.920	5328.160	---	PASS

	Ant1	5510	35.92	5492.080	5528.000	---	PASS	
	Ant2	5510	36.24	5491.920	5528.160	---	PASS	
	Ant1	5550	36.08	5532.000	5568.080	---	PASS	
	Ant2	5550	36.32	5531.920	5568.240	---	PASS	
	Ant1	5670	36.00	5652.000	5688.000	---	PASS	
	Ant2	5670	36.32	5651.840	5688.160	---	PASS	
	Ant1	5755	35.92	5737.080	5773.000	---	PASS	
	Ant2	5755	36.24	5736.920	5773.160	---	PASS	
	Ant1	5795	35.84	5777.080	5812.920	---	PASS	
	Ant2	5795	36.08	5777.000	5813.080	---	PASS	
11AC80MIMO	Ant1	5210	75.20	5172.400	5247.600	---	PASS	
	Ant2	5210	75.04	5172.560	5247.600	---	PASS	
	Ant1	5290	75.20	5252.400	5327.600	---	PASS	
	Ant2	5290	74.88	5252.720	5327.600	---	PASS	
	Ant1	5530	75.20	5492.400	5567.600	---	PASS	
	Ant2	5530	75.04	5492.560	5567.600	---	PASS	
	Ant1	5610	75.20	5572.400	5647.600	---	PASS	
	Ant2	5610	75.04	5572.560	5647.600	---	PASS	
	Ant1	5775	75.04	5737.560	5812.600	---	PASS	
	Ant2	5775	75.04	5737.560	5812.600	---	PASS	
11AX20SU	Ant1	5180	19.20	5170.400	5189.600	---	PASS	
	Ant2	5180	19.12	5170.440	5189.560	---	PASS	
	Ant1	5200	19.24	5190.360	5209.600	---	PASS	
	Ant2	5200	19.16	5190.440	5209.600	---	PASS	
	Ant1	5240	18.88	5230.560	5249.440	---	PASS	
	Ant2	5240	18.84	5230.600	5249.440	---	PASS	
	Ant1	5260	19.20	5250.400	5269.600	---	PASS	
	Ant2	5260	19.16	5250.440	5269.600	---	PASS	
	Ant1	5280	19.16	5270.440	5289.600	---	PASS	
	Ant2	5280	19.16	5270.400	5289.560	---	PASS	
	Ant1	5320	19.20	5310.400	5329.600	---	PASS	
	Ant2	5320	19.16	5310.440	5329.600	---	PASS	
	Ant1	5500	19.20	5490.440	5509.640	---	PASS	
	Ant2	5500	19.16	5490.440	5509.600	---	PASS	
	Ant1	5580	19.20	5570.400	5589.600	---	PASS	
	Ant2	5580	19.12	5570.440	5589.560	---	PASS	
	Ant1	5700	19.16	5690.400	5709.560	---	PASS	
	Ant2	5700	19.16	5690.400	5709.560	---	PASS	
	Ant1	5745	19.20	5735.400	5754.600	---	PASS	
	Ant2	5745	19.12	5735.440	5754.560	---	PASS	
	Ant1	5785	19.24	5775.400	5794.640	---	PASS	
	Ant2	5785	19.16	5775.440	5794.600	---	PASS	
	Ant1	5825	19.20	5815.400	5834.600	---	PASS	
	Ant2	5825	19.12	5815.440	5834.560	---	PASS	
	11AX40SU	Ant1	5190	37.68	5171.200	5208.880	---	PASS
		Ant2	5190	37.68	5171.200	5208.880	---	PASS
		Ant1	5230	37.76	5211.120	5248.880	---	PASS
		Ant2	5230	37.76	5211.200	5248.960	---	PASS
Ant1		5270	37.68	5251.200	5288.880	---	PASS	
Ant2		5270	37.68	5251.200	5288.880	---	PASS	
Ant1	5310	37.76	5291.120	5328.880	---	PASS		



	Ant2	5310	37.68	5291.200	5328.880	---	PASS
	Ant1	5510	37.68	5491.200	5528.880	---	PASS
	Ant2	5510	37.68	5491.200	5528.880	---	PASS
	Ant1	5550	37.68	5531.200	5568.880	---	PASS
	Ant2	5550	37.76	5531.200	5568.960	---	PASS
	Ant1	5670	37.76	5651.120	5688.880	---	PASS
	Ant2	5670	37.68	5651.200	5688.880	---	PASS
	Ant1	5755	37.60	5736.200	5773.800	---	PASS
	Ant2	5755	37.68	5736.200	5773.880	---	PASS
	Ant1	5795	37.68	5776.200	5813.880	---	PASS
	Ant2	5795	37.68	5776.200	5813.880	---	PASS
	11AX80SU	Ant1	5210	76.96	5171.600	5248.560	---
Ant2		5210	77.12	5171.600	5248.720	---	PASS
Ant1		5290	76.96	5251.600	5328.560	---	PASS
Ant2		5290	76.80	5251.760	5328.560	---	PASS
Ant1		5530	76.64	5491.760	5568.400	---	PASS
Ant2		5530	77.12	5491.440	5568.560	---	PASS
Ant1		5610	76.80	5571.600	5648.400	---	PASS
Ant2		5610	76.96	5571.600	5648.560	---	PASS
Ant1		5775	76.64	5736.760	5813.400	---	PASS
Ant2		5775	76.80	5736.760	5813.560	---	PASS

Note: according exploratory explorer test, for 802.11ax Mode, Specific Resource Unit have no distinct influence on 99% OBW, so for 99% OBW, the final test was only performed with EUT working in 802.11ax SU mode.

Test Mode	Antenna	Channel	26db EBW [MHz]	FL[MHz]	FH[MHz]	Limit[MHz]	Verdict
11A	Ant1	5180	24.680	5167.520	5192.200	---	PASS
	Ant2	5180	24.800	5167.480	5192.280	---	PASS
	Ant1	5200	24.760	5187.520	5212.280	---	PASS
	Ant2	5200	24.760	5187.440	5212.200	---	PASS
	Ant1	5240	19.960	5230.040	5250.000	---	PASS
	Ant2	5240	19.880	5230.040	5249.920	---	PASS
	Ant1	5260	24.760	5247.520	5272.280	---	PASS
	Ant2	5260	24.720	5247.680	5272.400	---	PASS
	Ant1	5280	24.960	5267.520	5292.480	---	PASS
	Ant2	5280	24.800	5267.640	5292.440	---	PASS
	Ant1	5320	24.800	5307.200	5332.000	---	PASS
	Ant2	5320	25.000	5307.480	5332.480	---	PASS
	Ant1	5500	25.880	5486.600	5512.480	---	PASS
	Ant2	5500	25.120	5487.400	5512.520	---	PASS
	Ant1	5580	25.200	5567.000	5592.200	---	PASS
	Ant2	5580	24.680	5567.600	5592.280	---	PASS
	Ant1	5700	24.920	5687.480	5712.400	---	PASS
	Ant2	5700	25.640	5686.720	5712.360	---	PASS
	Ant1	5745	24.960	5732.520	5757.480	---	PASS
	Ant2	5745	24.840	5732.560	5757.400	---	PASS
Ant1	5785	24.560	5772.920	5797.480	---	PASS	
Ant2	5785	24.880	5772.600	5797.480	---	PASS	

	Ant1	5825	25.000	5812.480	5837.480	---	PASS
	Ant2	5825	24.840	5812.480	5837.320	---	PASS
11N20MIMO	Ant1	5180	25.320	5167.400	5192.720	---	PASS
	Ant2	5180	26.200	5166.080	5192.280	---	PASS
	Ant1	5200	25.960	5186.960	5212.920	---	PASS
	Ant2	5200	25.920	5186.120	5212.040	---	PASS
	Ant1	5240	20.200	5229.880	5250.080	---	PASS
	Ant2	5240	20.000	5230.000	5250.000	---	PASS
	Ant1	5260	25.360	5247.320	5272.680	---	PASS
	Ant2	5260	24.720	5247.840	5272.560	---	PASS
	Ant1	5280	25.640	5267.240	5292.880	---	PASS
	Ant2	5280	24.880	5267.720	5292.600	---	PASS
	Ant1	5320	26.640	5306.320	5332.960	---	PASS
	Ant2	5320	24.600	5307.360	5331.960	---	PASS
	Ant1	5500	25.800	5487.000	5512.800	---	PASS
	Ant2	5500	25.000	5486.840	5511.840	---	PASS
	Ant1	5580	25.640	5567.160	5592.800	---	PASS
	Ant2	5580	23.960	5567.840	5591.800	---	PASS
	Ant1	5700	25.440	5687.240	5712.680	---	PASS
	Ant2	5700	24.560	5687.280	5711.840	---	PASS
	Ant1	5745	26.000	5731.960	5757.960	---	PASS
	Ant2	5745	24.880	5732.520	5757.400	---	PASS
Ant1	5785	25.480	5772.520	5798.000	---	PASS	
Ant2	5785	24.280	5772.800	5797.080	---	PASS	
Ant1	5825	26.120	5812.040	5838.160	---	PASS	
Ant2	5825	24.720	5812.600	5837.320	---	PASS	
11N40MIMO	Ant1	5190	40.960	5169.520	5210.480	---	PASS
	Ant2	5190	40.000	5170.000	5210.000	---	PASS
	Ant1	5230	40.880	5209.680	5250.560	---	PASS
	Ant2	5230	40.000	5210.080	5250.080	---	PASS
	Ant1	5270	40.880	5249.600	5290.480	---	PASS
	Ant2	5270	40.000	5250.080	5290.080	---	PASS
	Ant1	5310	40.640	5289.840	5330.480	---	PASS
	Ant2	5310	39.840	5290.160	5330.000	---	PASS
	Ant1	5510	40.800	5489.760	5530.560	---	PASS
	Ant2	5510	39.840	5490.080	5529.920	---	PASS
	Ant1	5550	41.040	5529.680	5570.720	---	PASS
	Ant2	5550	40.080	5530.080	5570.160	---	PASS
	Ant1	5670	41.120	5649.360	5690.480	---	PASS
	Ant2	5670	40.000	5650.000	5690.000	---	PASS
	Ant1	5755	40.880	5734.600	5775.480	---	PASS
	Ant2	5755	39.760	5735.320	5775.080	---	PASS
	Ant1	5795	40.560	5774.680	5815.240	---	PASS
	Ant2	5795	39.760	5775.160	5814.920	---	PASS
11AC20MIMO	Ant1	5180	26.760	5166.520	5193.280	---	PASS
	Ant2	5180	23.640	5168.320	5191.960	---	PASS
	Ant1	5200	25.600	5187.440	5213.040	---	PASS
	Ant2	5200	24.200	5188.320	5212.520	---	PASS
	Ant1	5240	20.320	5229.840	5250.160	---	PASS
	Ant2	5240	20.000	5230.000	5250.000	---	PASS
	Ant1	5260	25.320	5247.360	5272.680	---	PASS

	Ant2	5260	23.680	5248.280	5271.960	---	PASS
	Ant1	5280	25.640	5267.280	5292.920	---	PASS
	Ant2	5280	23.920	5268.040	5291.960	---	PASS
	Ant1	5320	25.560	5307.440	5333.000	---	PASS
	Ant2	5320	24.480	5308.000	5332.480	---	PASS
	Ant1	5500	25.360	5487.640	5513.000	---	PASS
	Ant2	5500	24.320	5488.160	5512.480	---	PASS
	Ant1	5580	25.560	5567.160	5592.720	---	PASS
	Ant2	5580	23.480	5568.320	5591.800	---	PASS
	Ant1	5700	25.800	5687.160	5712.960	---	PASS
	Ant2	5700	24.480	5687.960	5712.440	---	PASS
	Ant1	5745	26.080	5731.840	5757.920	---	PASS
	Ant2	5745	24.080	5733.360	5757.440	---	PASS
	Ant1	5785	25.680	5772.280	5797.960	---	PASS
	Ant2	5785	23.440	5773.600	5797.040	---	PASS
	Ant1	5825	25.640	5812.160	5837.800	---	PASS
Ant2	5825	23.800	5813.160	5836.960	---	PASS	
11AC40MIMO	Ant1	5190	40.480	5169.680	5210.160	---	PASS
	Ant2	5190	39.600	5170.240	5209.840	---	PASS
	Ant1	5230	40.240	5209.920	5250.160	---	PASS
	Ant2	5230	40.000	5210.080	5250.080	---	PASS
	Ant1	5270	40.400	5249.760	5290.160	---	PASS
	Ant2	5270	39.840	5250.080	5289.920	---	PASS
	Ant1	5310	40.240	5289.920	5330.160	---	PASS
	Ant2	5310	39.600	5290.320	5329.920	---	PASS
	Ant1	5510	40.320	5489.840	5530.160	---	PASS
	Ant2	5510	39.920	5490.000	5529.920	---	PASS
	Ant1	5550	40.480	5529.760	5570.240	---	PASS
	Ant2	5550	40.000	5530.080	5570.080	---	PASS
	Ant1	5670	40.400	5649.760	5690.160	---	PASS
	Ant2	5670	39.920	5650.000	5689.920	---	PASS
	Ant1	5755	40.560	5734.680	5775.240	---	PASS
	Ant2	5755	39.840	5735.000	5774.840	---	PASS
Ant1	5795	40.160	5774.920	5815.080	---	PASS	
Ant2	5795	39.760	5775.080	5814.840	---	PASS	
11AC80MIMO	Ant1	5210	80.800	5169.680	5250.480	---	PASS
	Ant2	5210	79.840	5170.160	5250.000	---	PASS
	Ant1	5290	80.800	5249.680	5330.480	---	PASS
	Ant2	5290	79.840	5250.320	5330.160	---	PASS
	Ant1	5530	80.800	5489.680	5570.480	---	PASS
	Ant2	5530	79.840	5490.160	5570.000	---	PASS
	Ant1	5610	80.640	5569.680	5650.320	---	PASS
	Ant2	5610	79.840	5570.160	5650.000	---	PASS
	Ant1	5775	80.480	5734.840	5815.320	---	PASS
	Ant2	5775	79.680	5735.160	5814.840	---	PASS
11AX20SU	Ant1	5180	26.400	5164.960	5191.360	---	PASS
	Ant2	5180	29.360	5168.400	5197.760	---	PASS
	Ant1	5200	23.000	5188.240	5211.240	---	PASS
	Ant2	5200	25.440	5186.560	5212.000	---	PASS
	Ant1	5240	20.080	5229.960	5250.040	---	PASS
	Ant2	5240	20.040	5229.960	5250.000	---	PASS



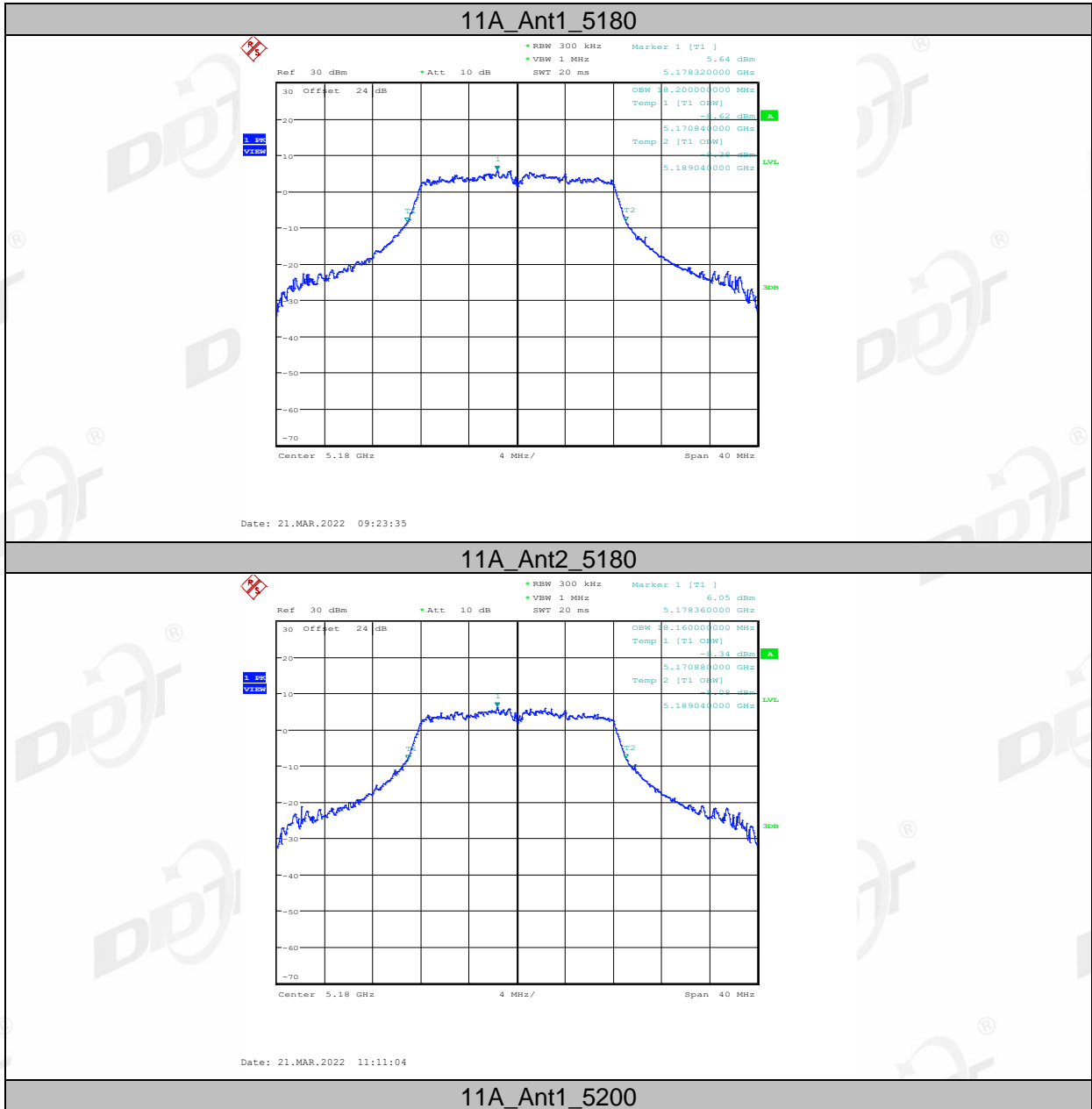
	Ant1	5260	23.320	5248.480	5271.800	---	PASS
	Ant2	5260	23.600	5247.720	5271.320	---	PASS
	Ant1	5280	24.360	5268.200	5292.560	---	PASS
	Ant2	5280	26.640	5268.720	5295.360	---	PASS
	Ant1	5320	24.120	5306.920	5331.040	---	PASS
	Ant2	5320	22.720	5308.360	5331.080	---	PASS
	Ant1	5500	22.000	5489.080	5511.080	---	PASS
	Ant2	5500	23.760	5488.600	5512.360	---	PASS
	Ant1	5580	25.840	5567.480	5593.320	---	PASS
	Ant2	5580	22.960	5568.120	5591.080	---	PASS
	Ant1	5700	27.120	5686.200	5713.320	---	PASS
	Ant2	5700	24.440	5687.280	5711.720	---	PASS
	Ant1	5745	25.160	5732.040	5757.200	---	PASS
	Ant2	5745	23.480	5733.080	5756.560	---	PASS
	Ant1	5785	24.960	5772.080	5797.040	---	PASS
	Ant2	5785	22.520	5773.920	5796.440	---	PASS
	Ant1	5825	27.000	5811.720	5838.720	---	PASS
	Ant2	5825	23.920	5813.240	5837.160	---	PASS
11AX40SU	Ant1	5190	39.920	5170.000	5209.920	---	PASS
	Ant2	5190	39.920	5170.000	5209.920	---	PASS
	Ant1	5230	39.760	5210.160	5249.920	---	PASS
	Ant2	5230	39.920	5210.080	5250.000	---	PASS
	Ant1	5270	39.920	5250.080	5290.000	---	PASS
	Ant2	5270	40.000	5250.000	5290.000	---	PASS
	Ant1	5310	39.920	5290.080	5330.000	---	PASS
	Ant2	5310	39.840	5290.080	5329.920	---	PASS
	Ant1	5510	40.080	5489.920	5530.000	---	PASS
	Ant2	5510	40.080	5490.000	5530.080	---	PASS
	Ant1	5550	39.920	5530.000	5569.920	---	PASS
	Ant2	5550	40.000	5530.000	5570.000	---	PASS
	Ant1	5670	39.840	5650.080	5689.920	---	PASS
	Ant2	5670	39.760	5650.160	5689.920	---	PASS
	Ant1	5755	39.920	5735.080	5775.000	---	PASS
	Ant2	5755	39.840	5735.080	5774.920	---	PASS
	Ant1	5795	39.920	5775.000	5814.920	---	PASS
	Ant2	5795	40.000	5775.000	5815.000	---	PASS
11AX80SU	Ant1	5210	81.120	5169.520	5250.640	---	PASS
	Ant2	5210	80.960	5169.520	5250.480	---	PASS
	Ant1	5290	80.960	5249.520	5330.480	---	PASS
	Ant2	5290	81.120	5249.520	5330.640	---	PASS
	Ant1	5530	80.960	5489.520	5570.480	---	PASS
	Ant2	5530	81.280	5489.360	5570.640	---	PASS
	Ant1	5610	80.960	5569.520	5650.480	---	PASS
	Ant2	5610	80.800	5569.680	5650.480	---	PASS
	Ant1	5775	81.120	5734.520	5815.640	---	PASS
	Ant2	5775	80.960	5734.680	5815.640	---	PASS

Note: according exploratory explorer test, for 802.11ax Mode, Specific Resource Unit have no distinct influence on 26db EBW, so for 26db EBW, the final test was only performed with EUT working in 802.11ax SU mode.

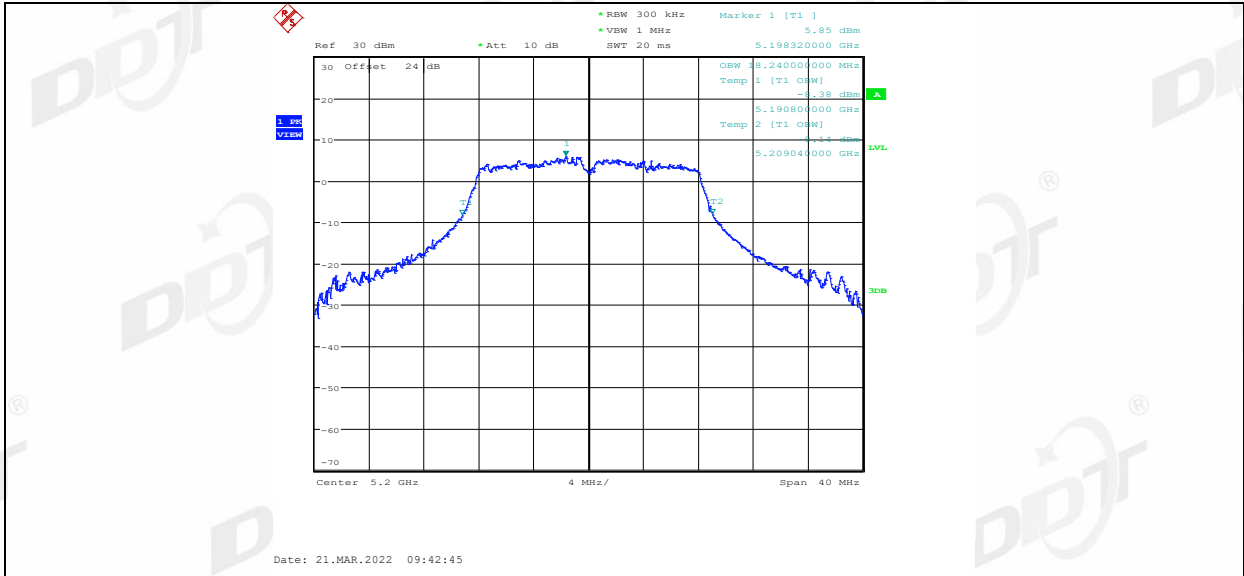
Test Mode	Antenna	Channel	6db EBW [MHz]	FL[MHz]	FH[MHz]	Limit[MHz]	Verdict
11A	Ant1	5745	16.160	5736.800	5752.960	0.5	PASS
	Ant2	5745	16.120	5737.040	5753.160	0.5	PASS
	Ant1	5785	15.920	5777.040	5792.960	0.5	PASS
	Ant2	5785	16.120	5777.040	5793.160	0.5	PASS
	Ant1	5825	16.360	5816.800	5833.160	0.5	PASS
	Ant2	5825	16.360	5816.800	5833.160	0.5	PASS
11N20MIMO	Ant1	5745	17.000	5736.800	5753.800	0.5	PASS
	Ant2	5745	17.640	5736.160	5753.800	0.5	PASS
	Ant1	5785	16.640	5776.760	5793.400	0.5	PASS
	Ant2	5785	17.040	5776.760	5793.800	0.5	PASS
	Ant1	5825	16.480	5816.800	5833.280	0.5	PASS
	Ant2	5825	17.640	5816.160	5833.800	0.5	PASS
11N40MIMO	Ant1	5755	33.920	5737.400	5771.320	0.5	PASS
	Ant2	5755	35.200	5737.400	5772.600	0.5	PASS
	Ant1	5795	34.000	5778.600	5812.600	0.5	PASS
	Ant2	5795	33.920	5778.600	5812.520	0.5	PASS
11AC20MIMO	Ant1	5745	16.720	5737.040	5753.760	0.5	PASS
	Ant2	5745	17.640	5736.160	5753.800	0.5	PASS
	Ant1	5785	16.720	5777.040	5793.760	0.5	PASS
	Ant2	5785	17.400	5776.400	5793.800	0.5	PASS
	Ant1	5825	16.360	5817.040	5833.400	0.5	PASS
	Ant2	5825	17.400	5816.400	5833.800	0.5	PASS
11AC40MIMO	Ant1	5755	35.200	5737.400	5772.600	0.5	PASS
	Ant2	5755	35.200	5737.400	5772.600	0.5	PASS
	Ant1	5795	31.520	5781.080	5812.600	0.5	PASS
	Ant2	5795	35.200	5777.400	5812.600	0.5	PASS
11AC80MIMO	Ant1	5775	75.520	5737.240	5812.760	0.5	PASS
	Ant2	5775	75.520	5737.240	5812.760	0.5	PASS
11AX20SU	Ant1	5745	18.880	5735.520	5754.400	0.5	PASS
	Ant2	5745	18.880	5735.520	5754.400	0.5	PASS
	Ant1	5785	18.880	5775.560	5794.440	0.5	PASS
	Ant2	5785	18.880	5775.560	5794.440	0.5	PASS
	Ant1	5825	18.720	5815.600	5834.320	0.5	PASS
	Ant2	5825	18.800	5815.600	5834.400	0.5	PASS
11AX40SU	Ant1	5755	35.200	5737.400	5772.600	0.5	PASS
	Ant2	5755	35.200	5737.400	5772.600	0.5	PASS
	Ant1	5795	35.200	5777.400	5812.600	0.5	PASS
	Ant2	5795	35.120	5777.400	5812.520	0.5	PASS
11AX80SU	Ant1	5775	75.520	5737.240	5812.760	0.5	PASS
	Ant2	5775	75.360	5737.240	5812.600	0.5	PASS

### 4.5. Original test data

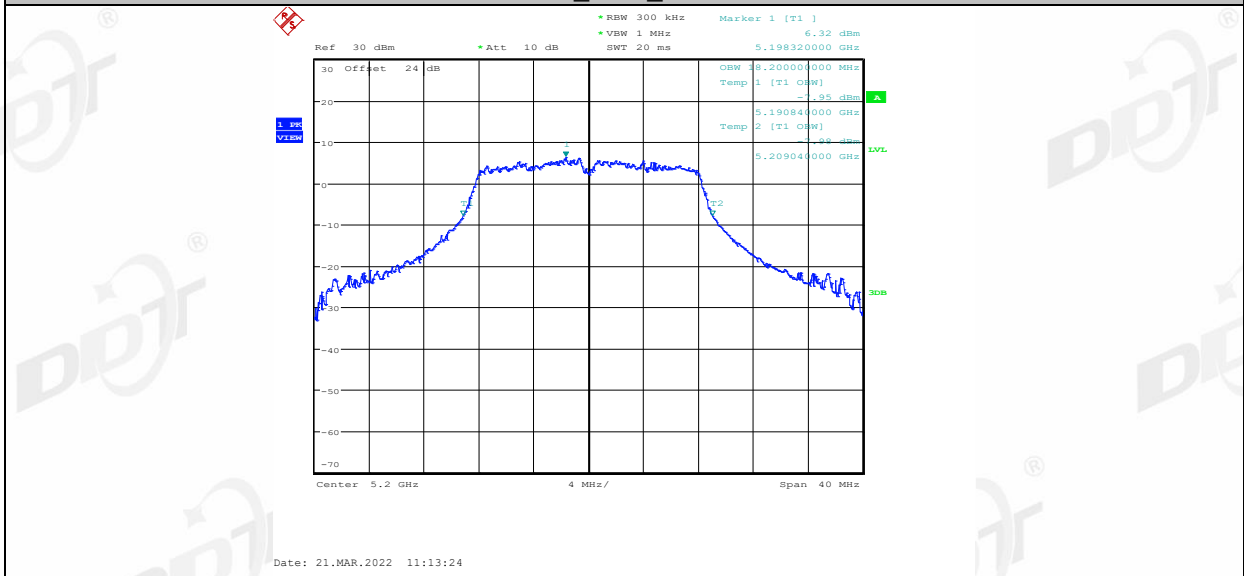
99% OBW:



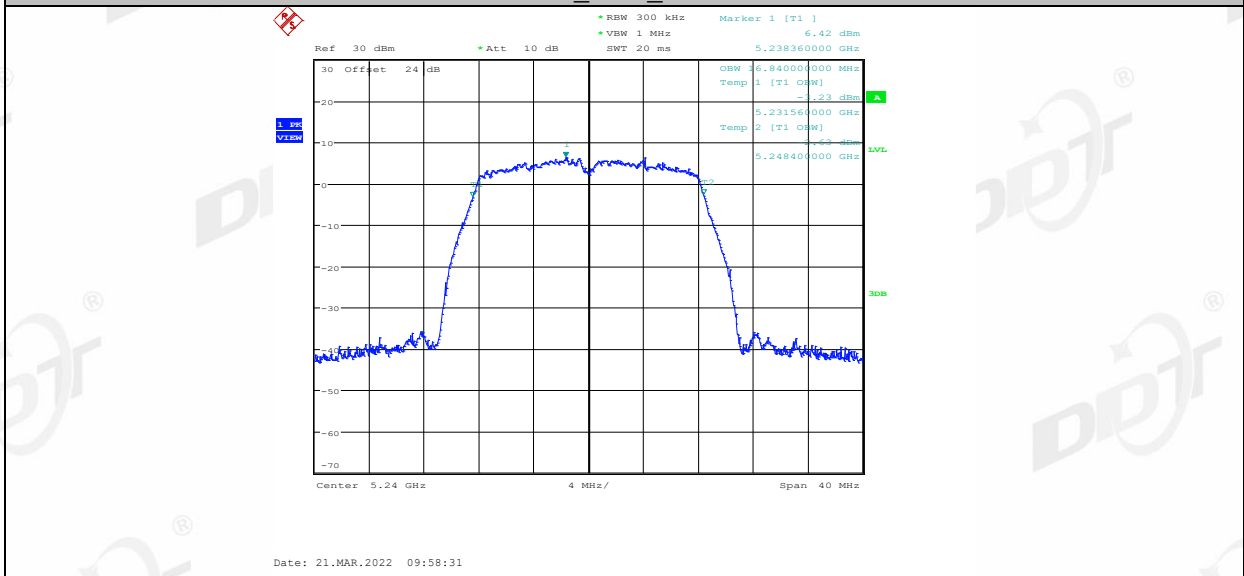




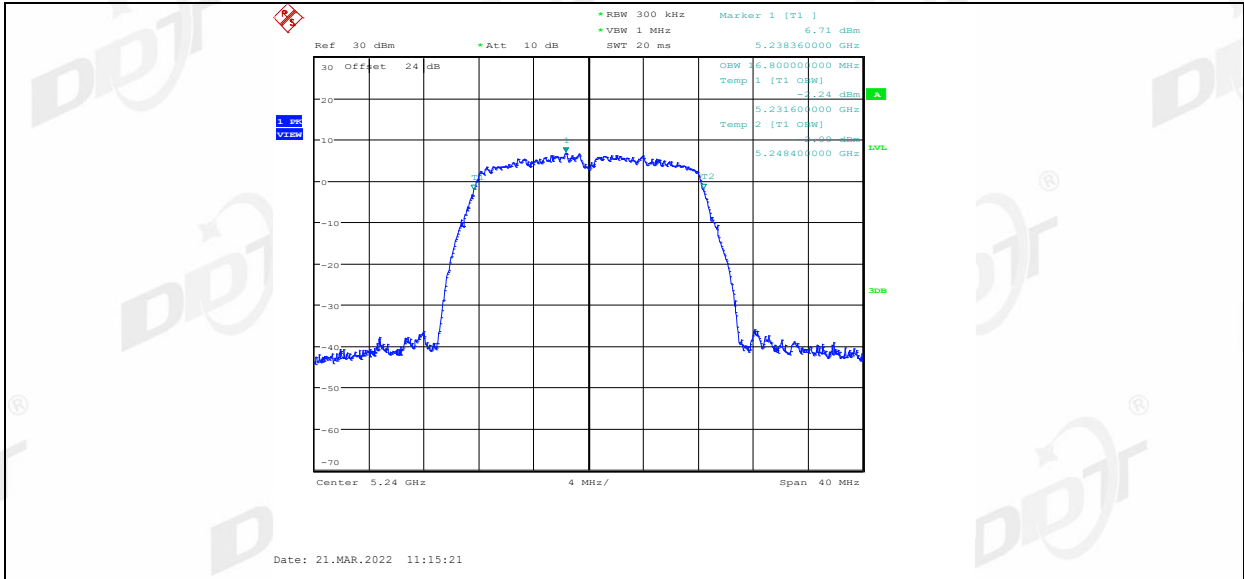
11A\_Ant2\_5200



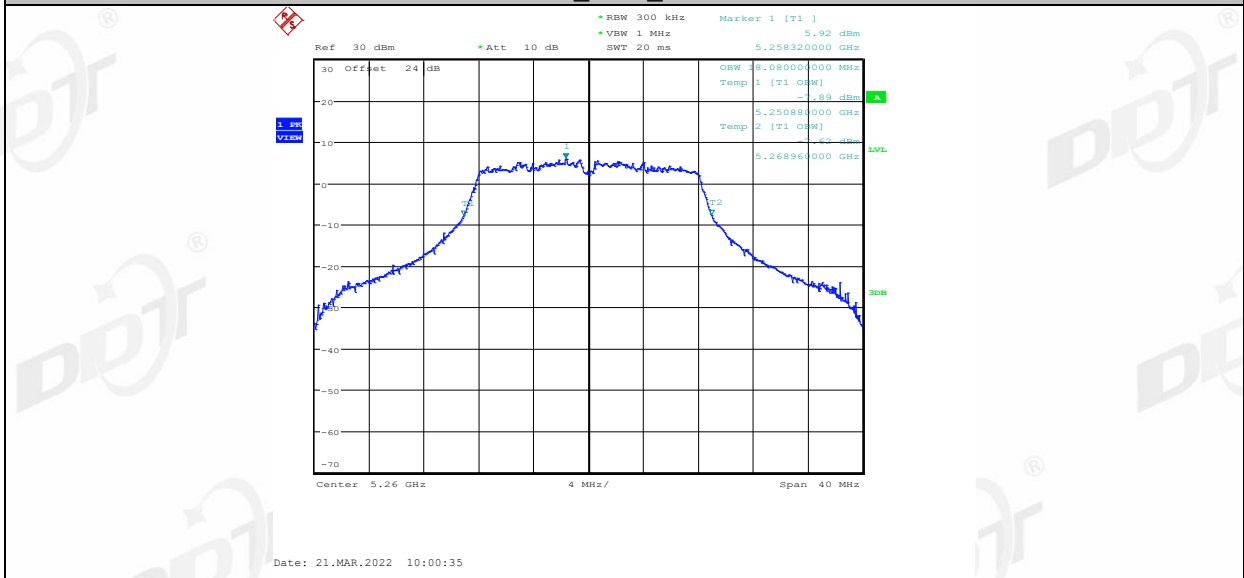
11A\_Ant1\_5240



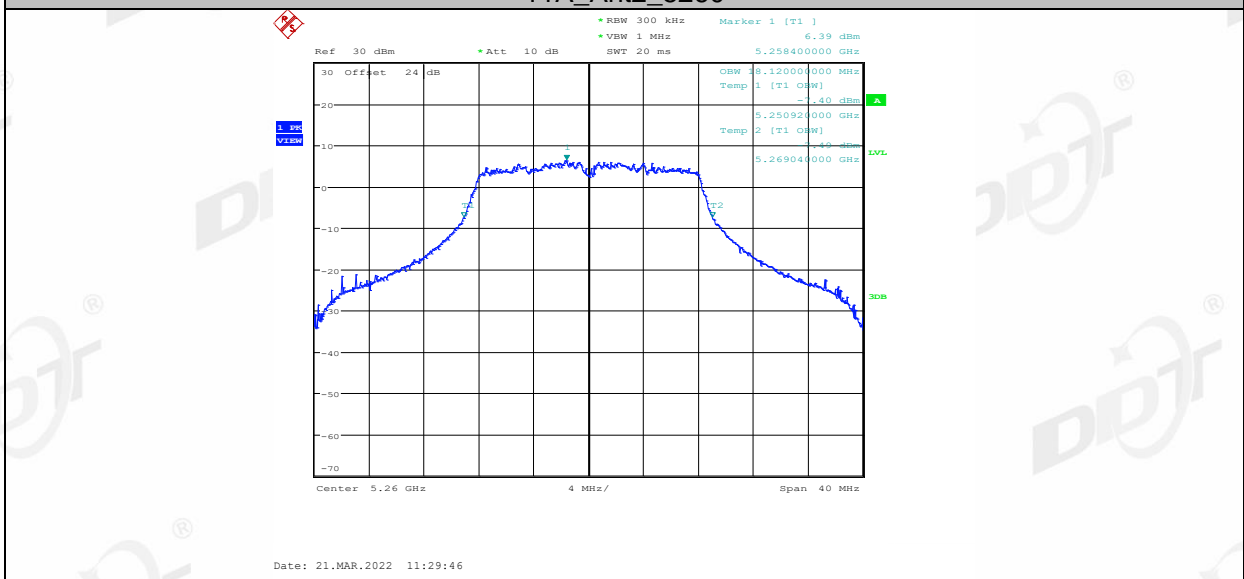
11A\_Ant2\_5240



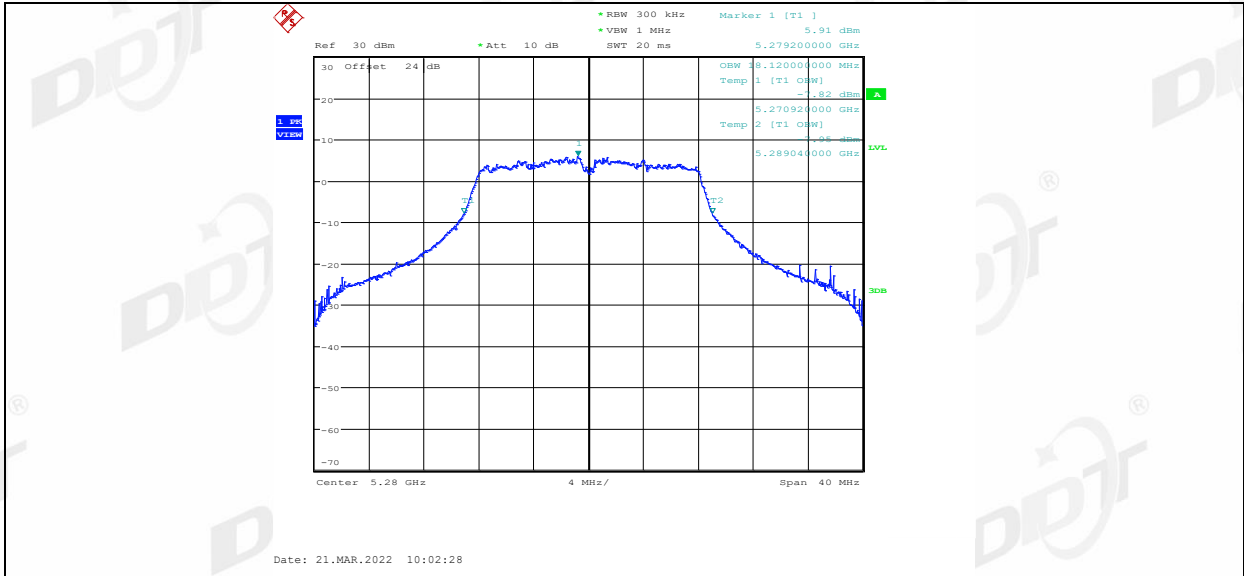
11A\_Ant1\_5260



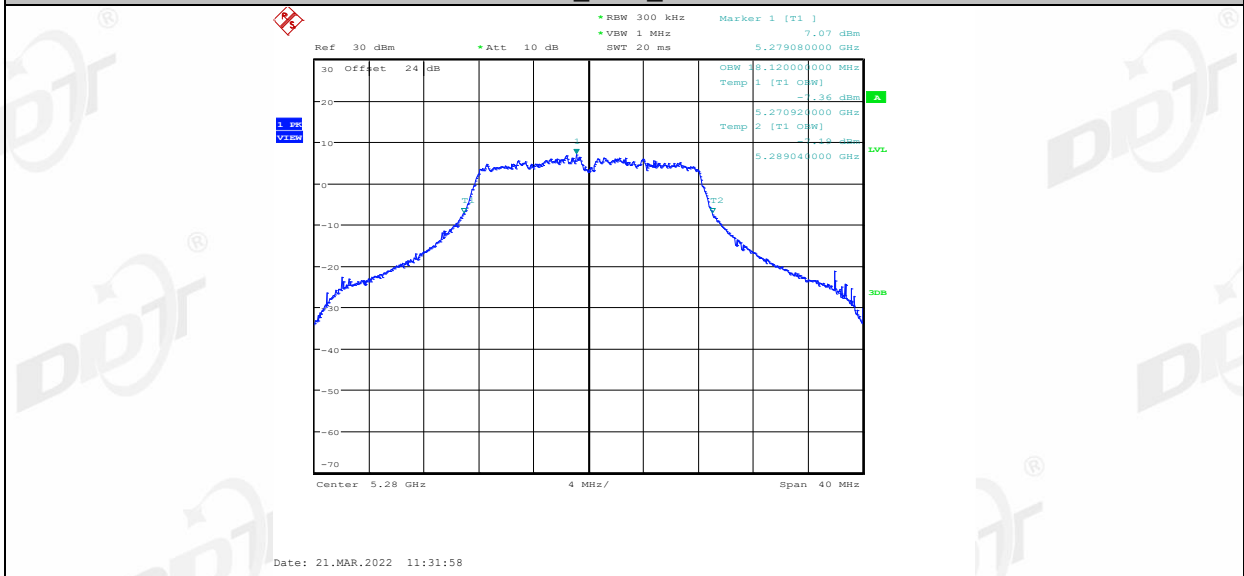
11A\_Ant2\_5260



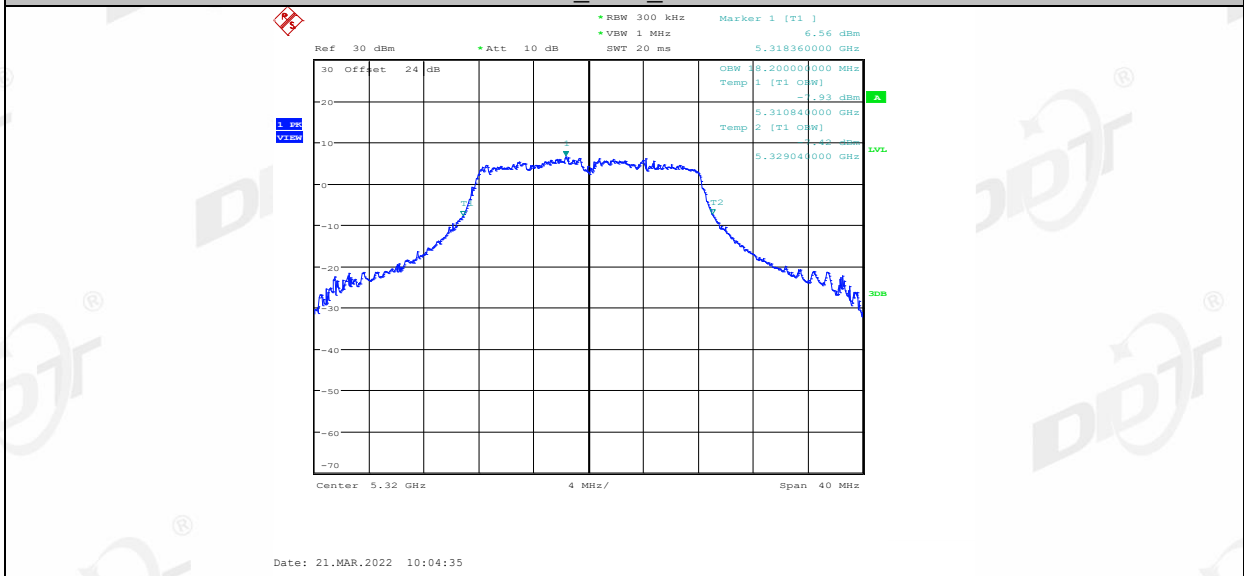
11A\_Ant1\_5280



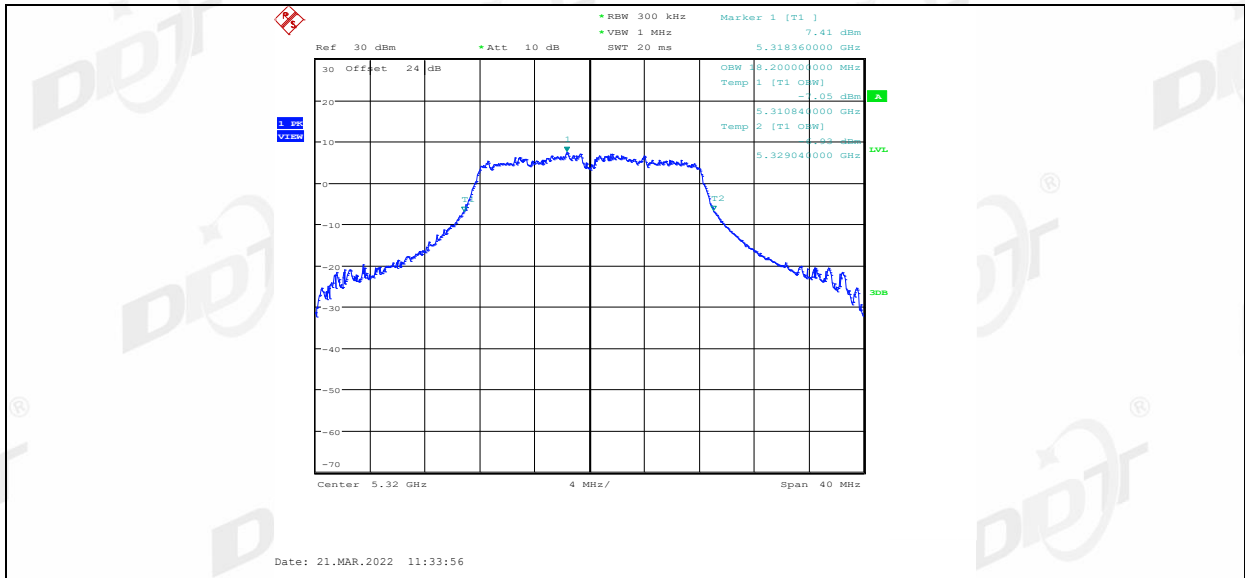
11A\_Ant2\_5280



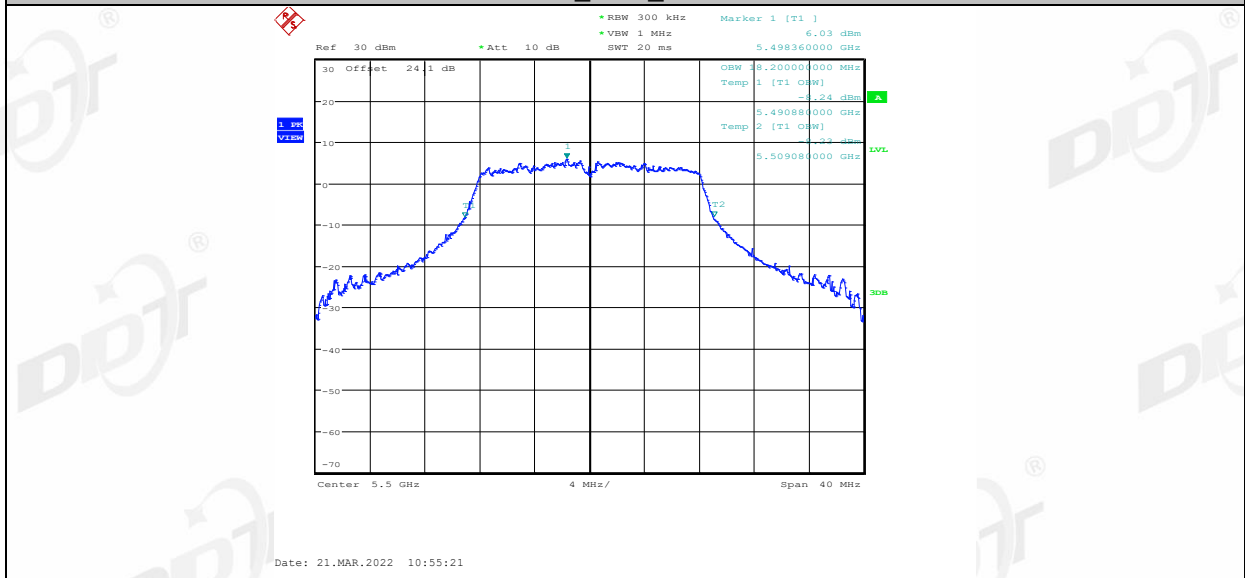
11A\_Ant1\_5320



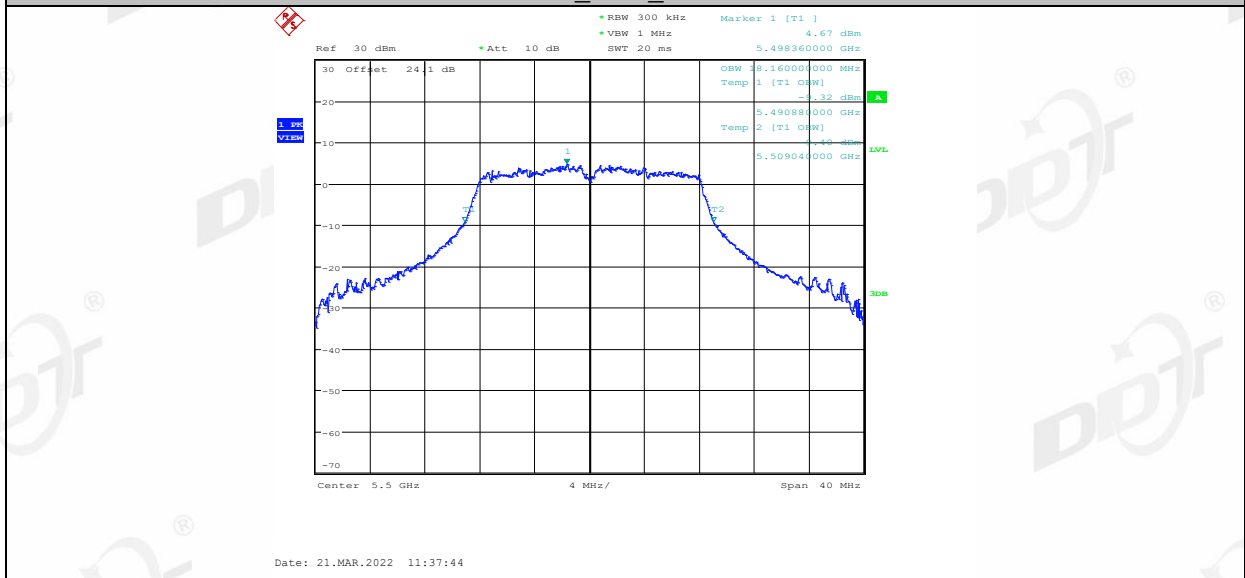
11A\_Ant2\_5320



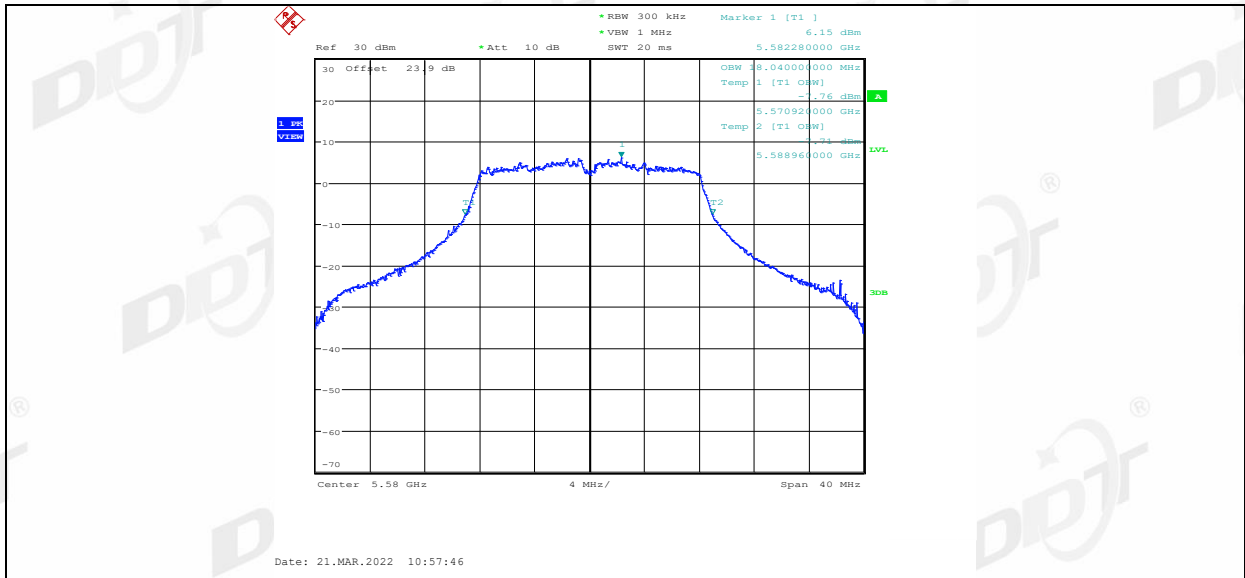
11A\_Ant1\_5500



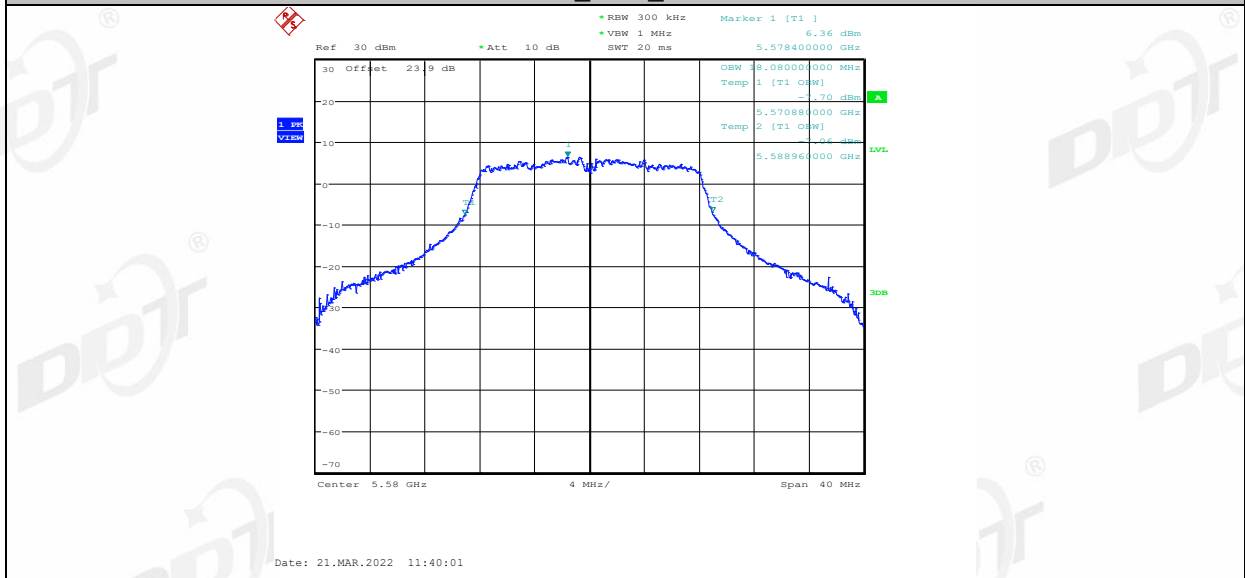
11A\_Ant2\_5500



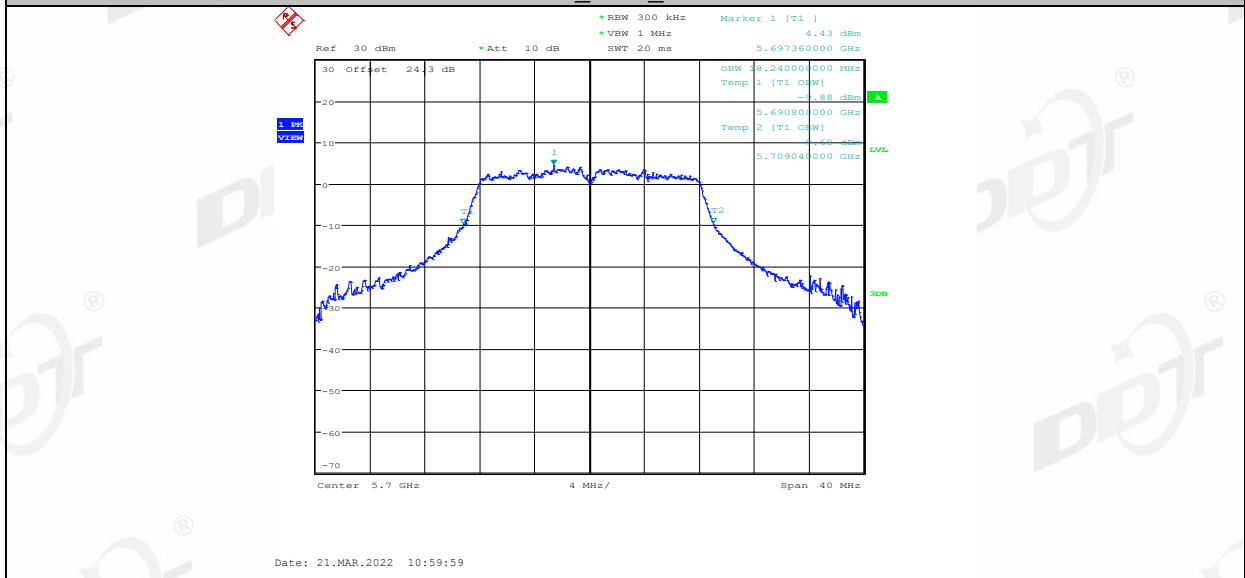
11A\_Ant1\_5580



11A\_Ant2\_5580

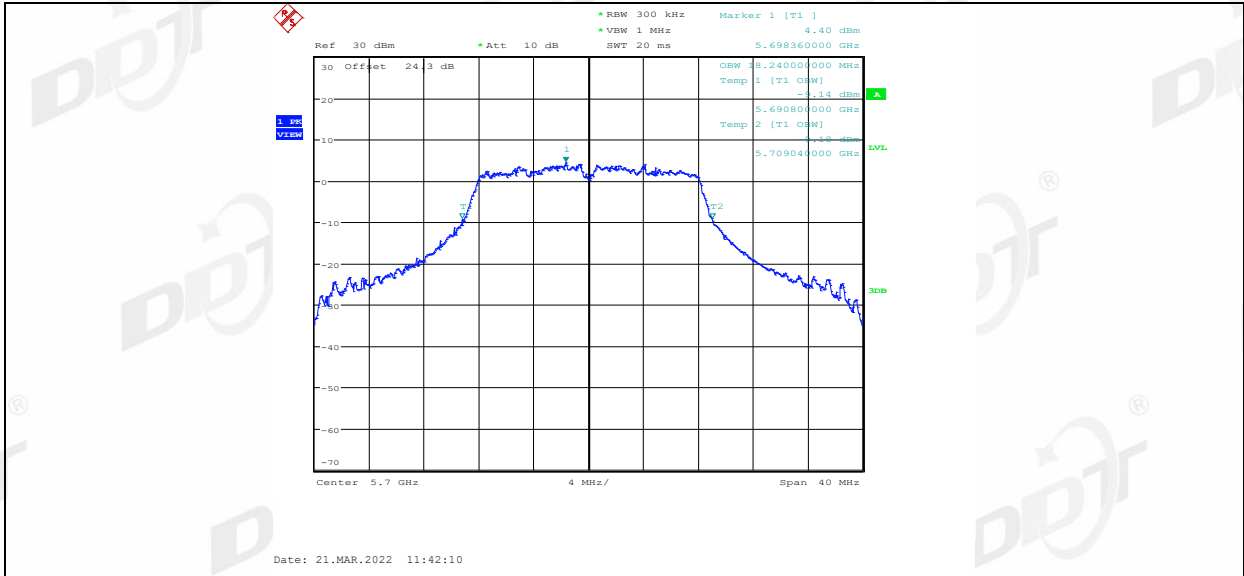


11A\_Ant1\_5700

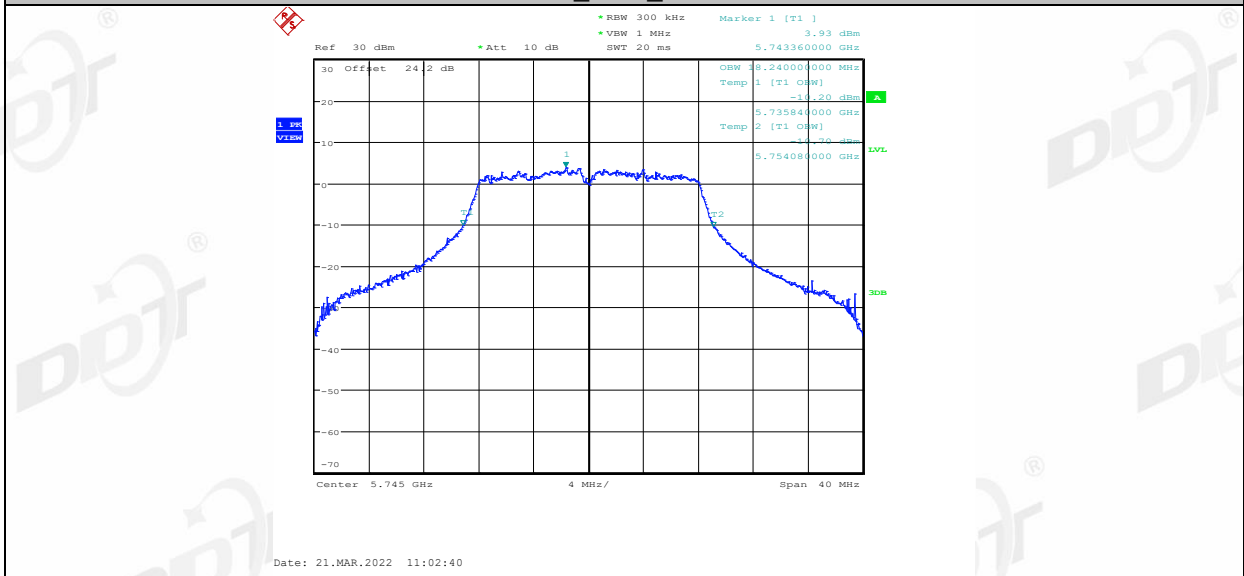


11A\_Ant2\_5700

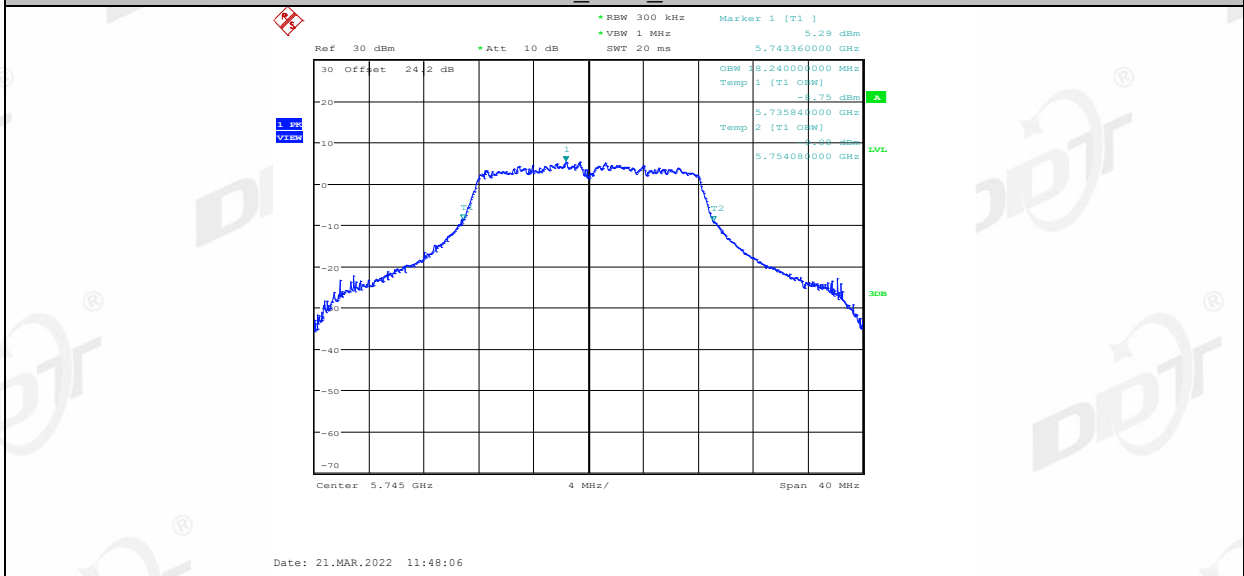




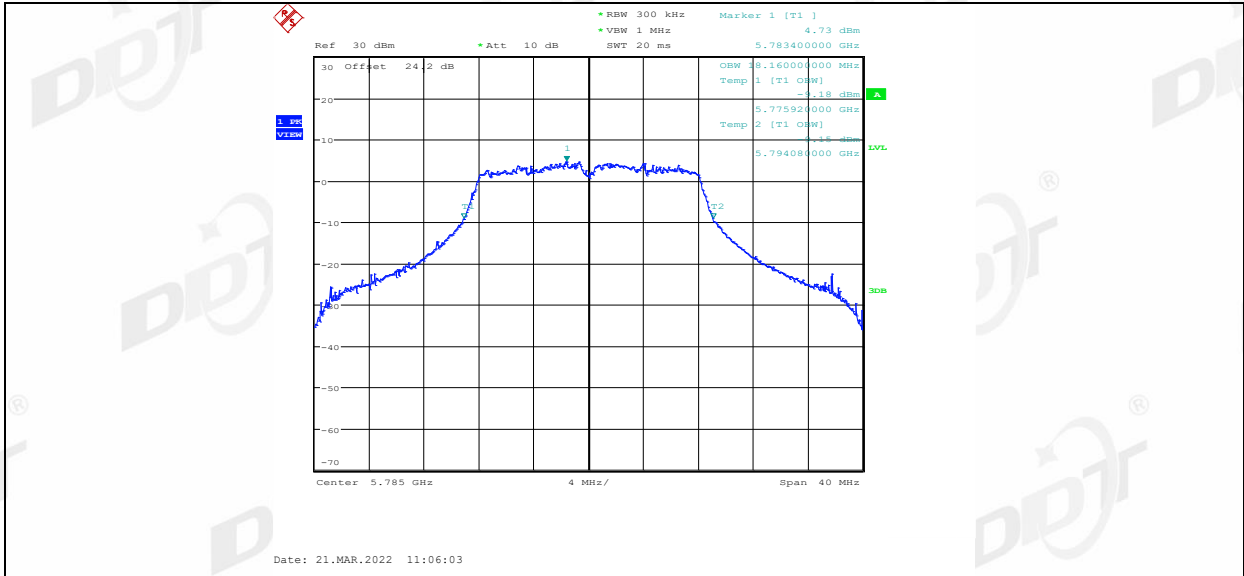
11A\_Ant1\_5745



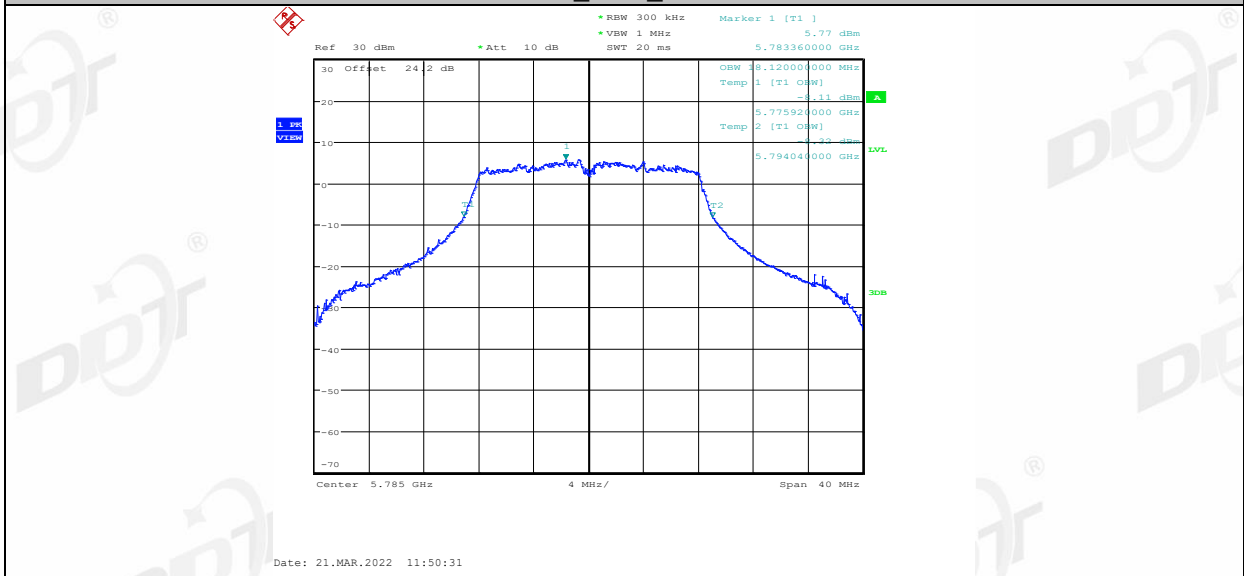
11A\_Ant2\_5745



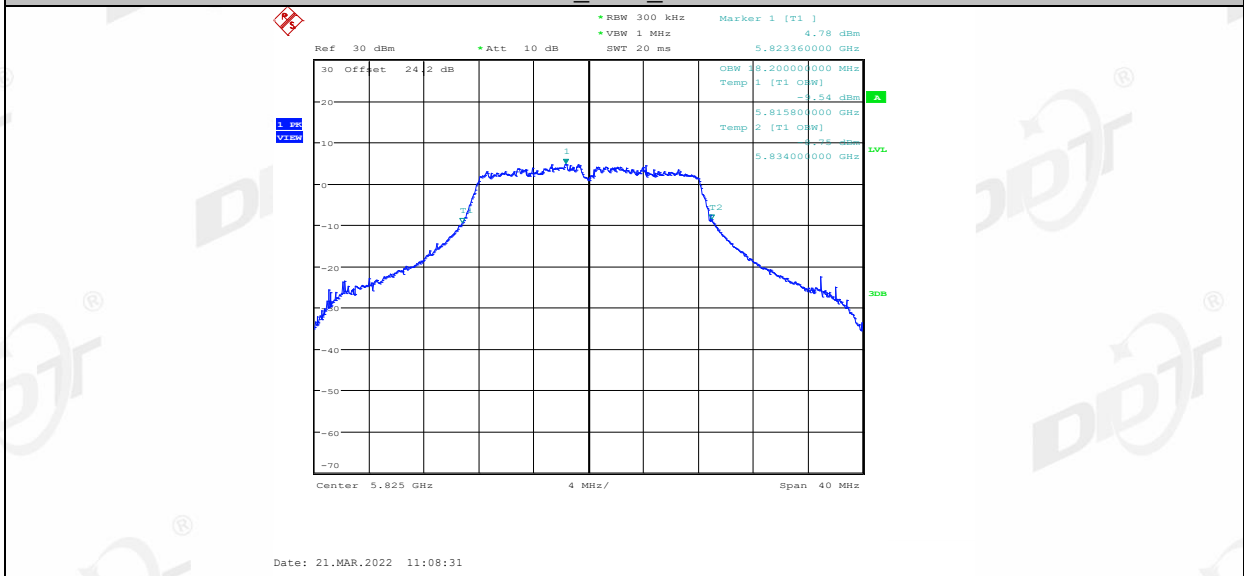
11A\_Ant1\_5785



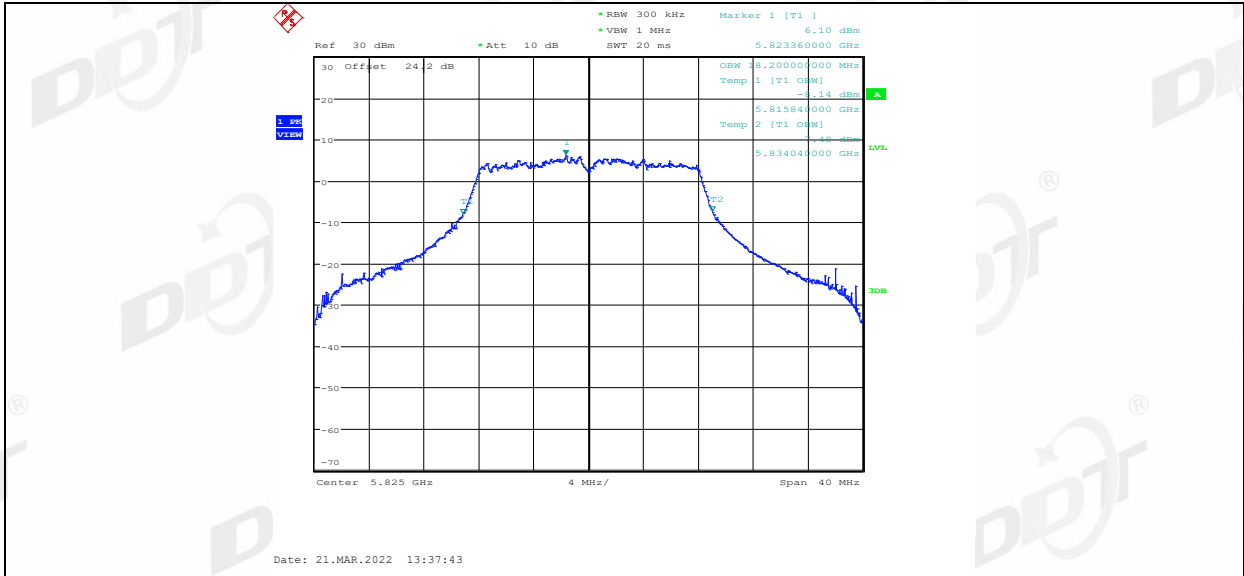
11A\_Ant2\_5785



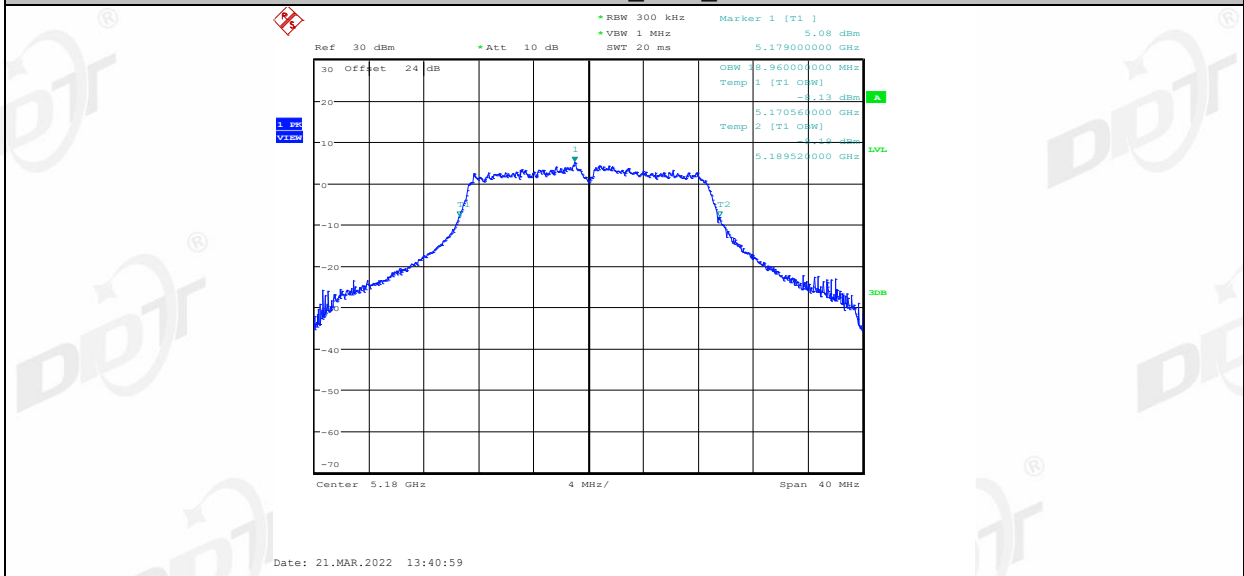
11A\_Ant1\_5825



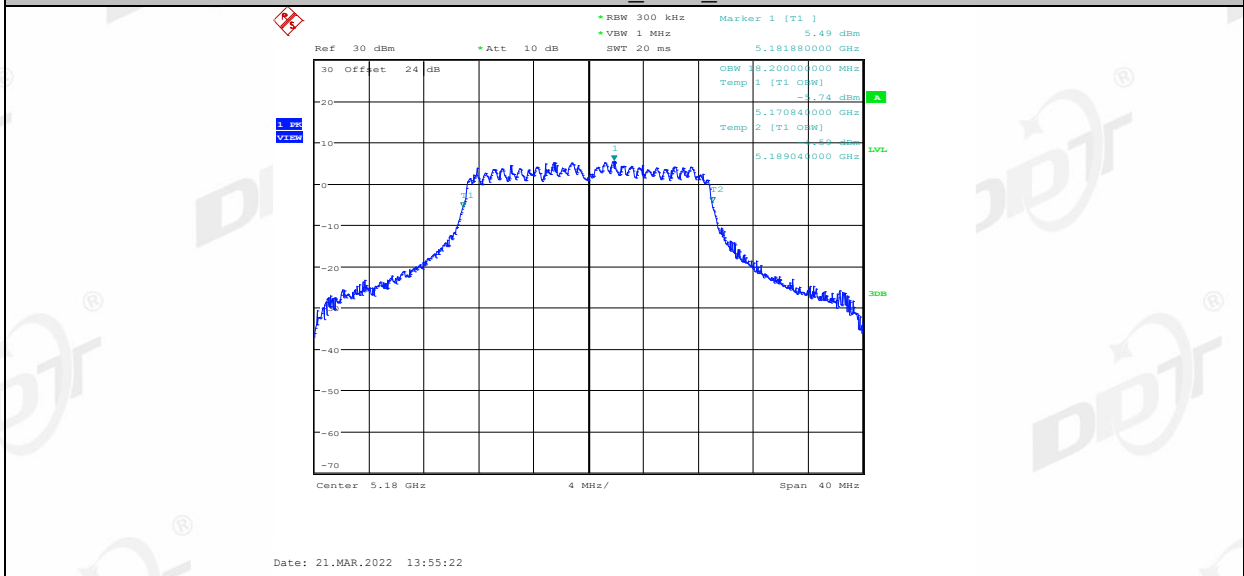
11A\_Ant2\_5825



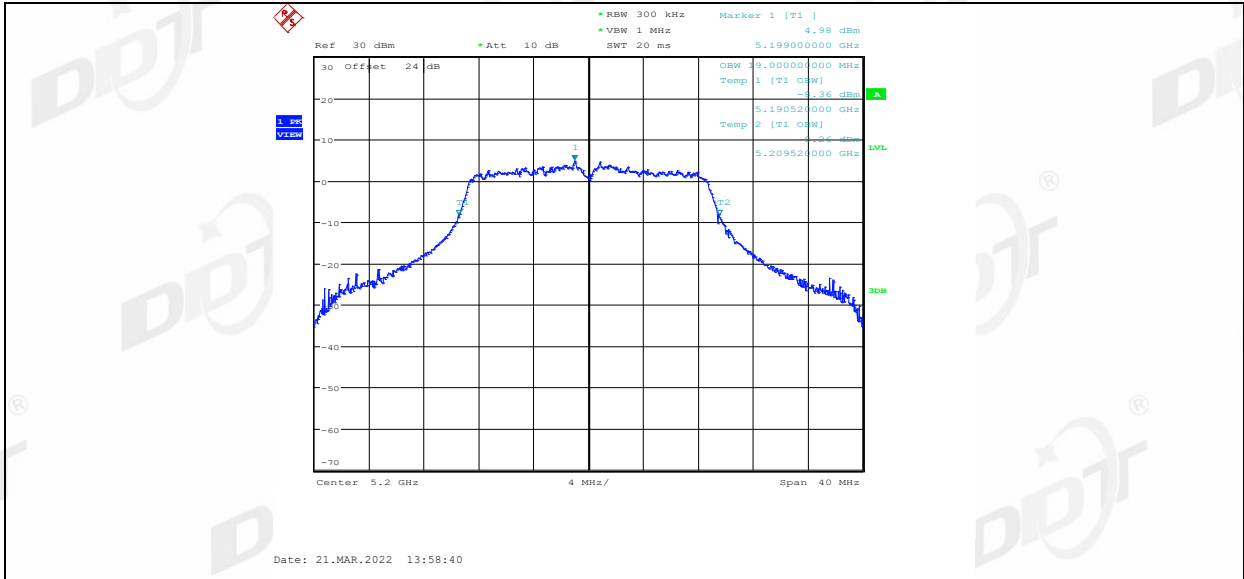
11N20MIMO\_Ant1\_5180



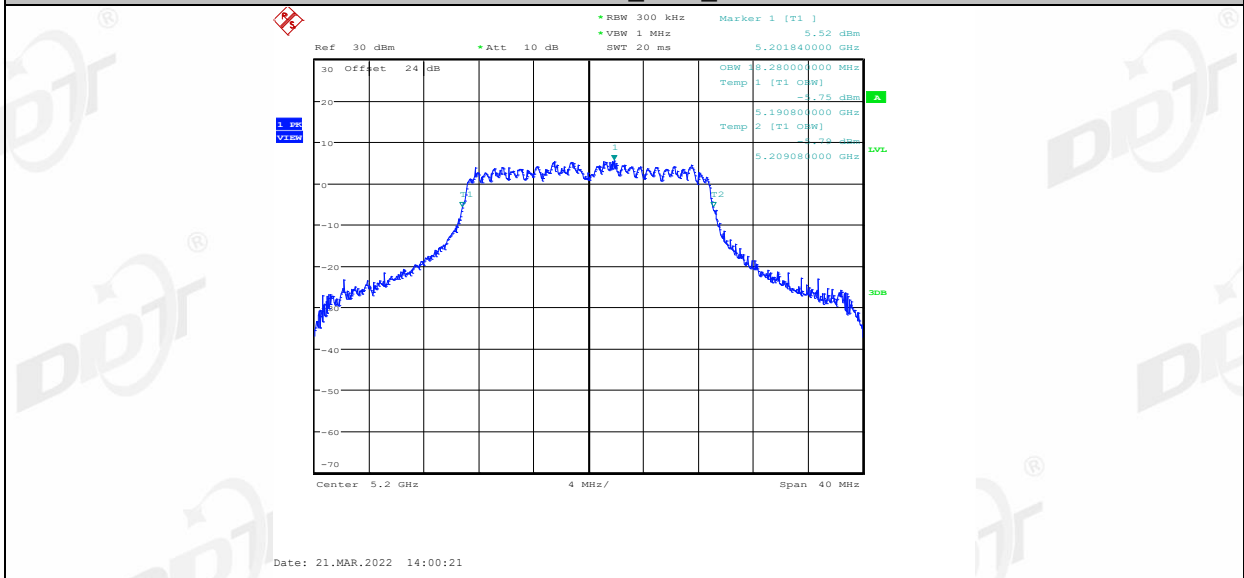
11N20MIMO\_Ant2\_5180



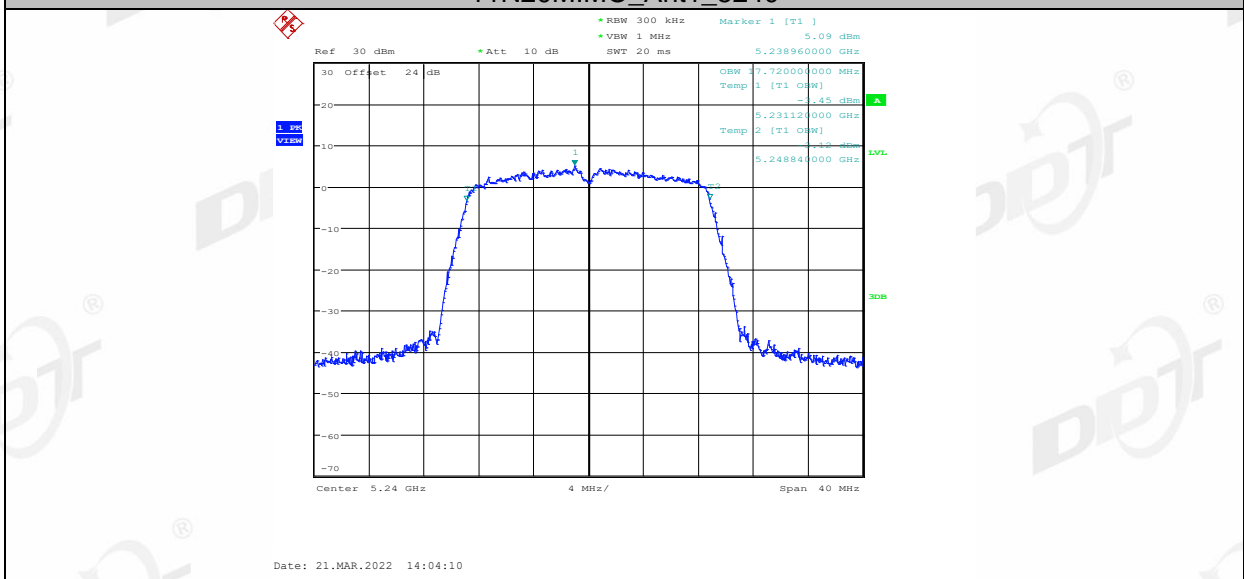
11N20MIMO\_Ant1\_5200



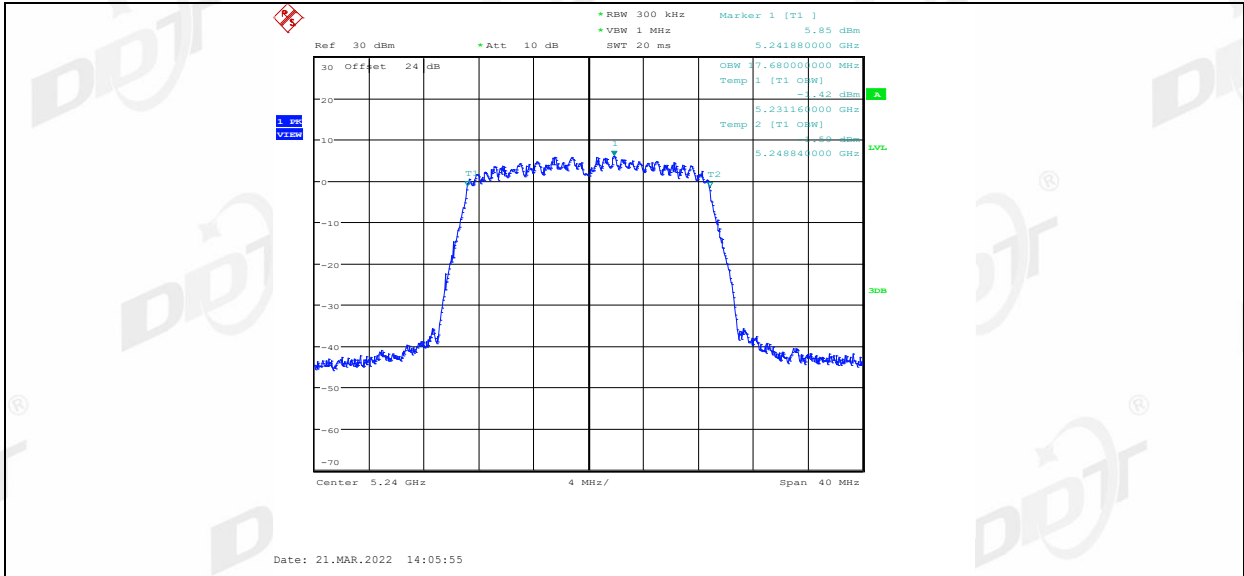
11N20MIMO\_Ant2\_5200



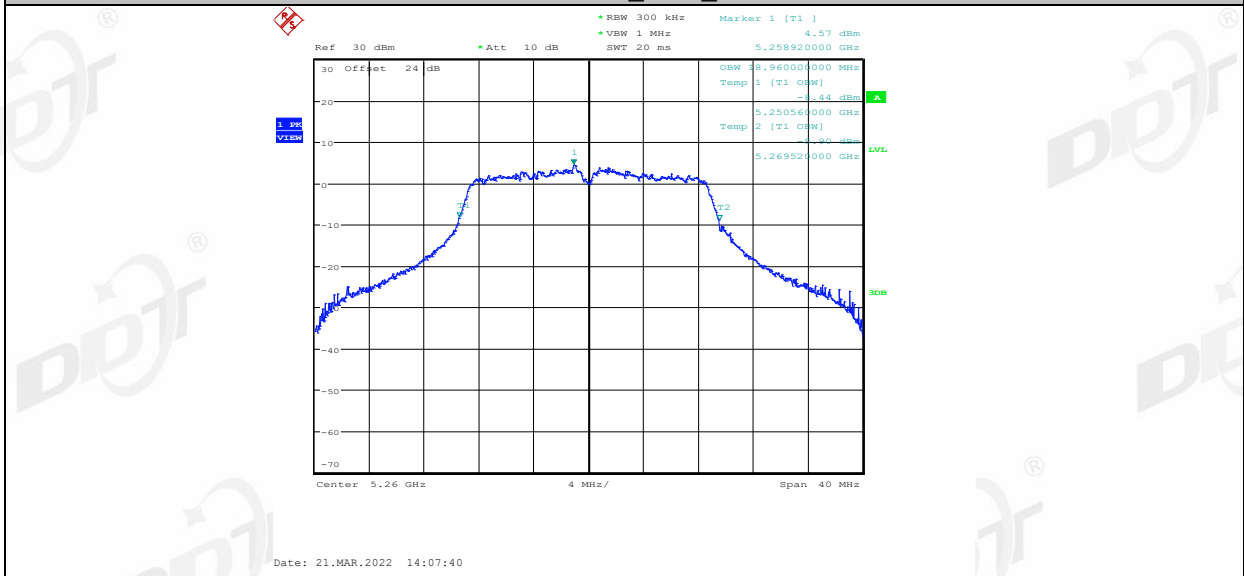
11N20MIMO\_Ant1\_5240



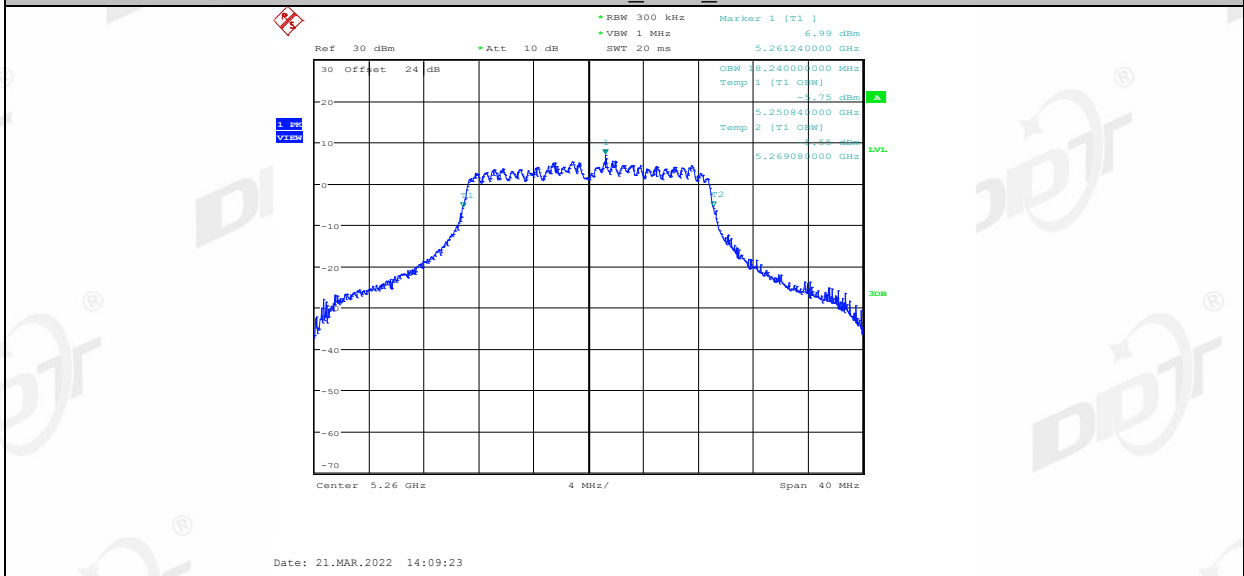
11N20MIMO\_Ant2\_5240



11N20MIMO\_Ant1\_5260

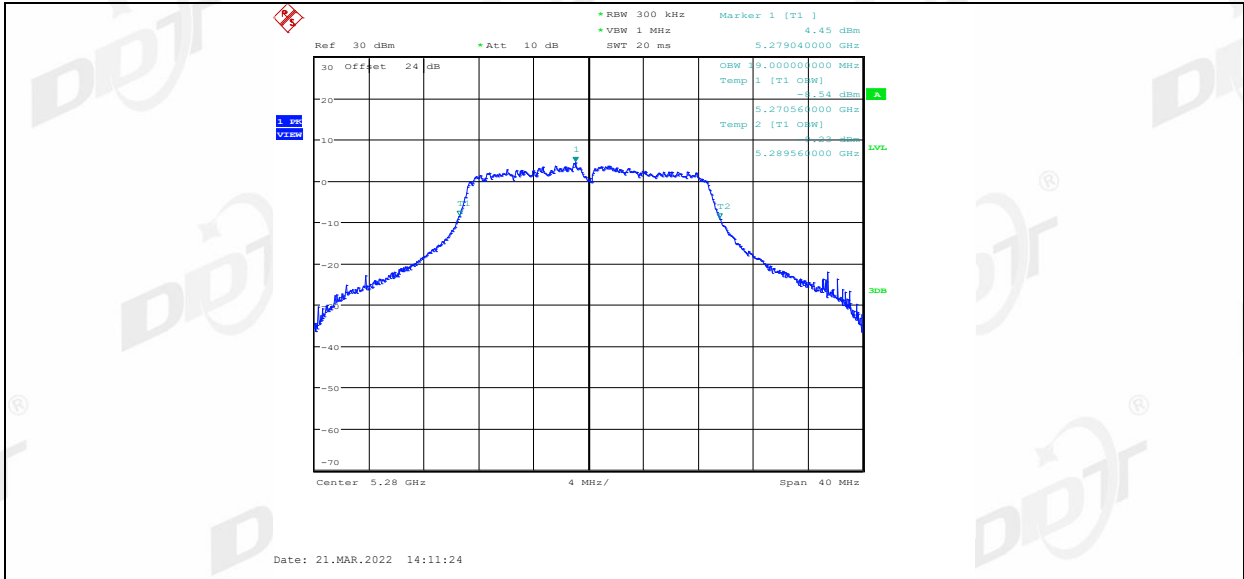


11N20MIMO\_Ant2\_5260

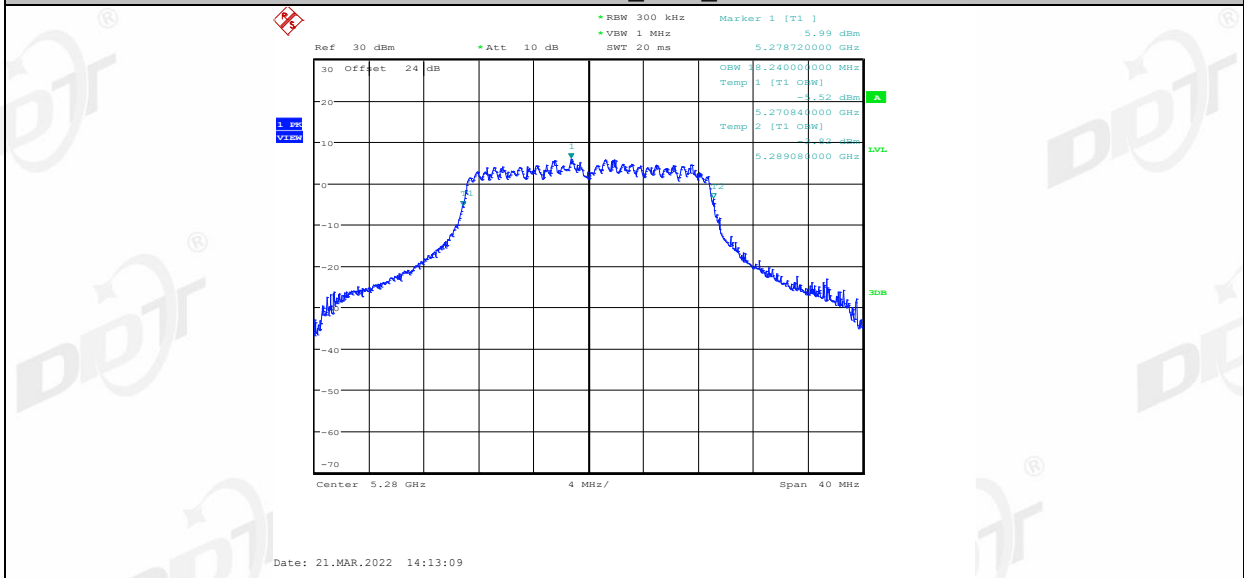


11N20MIMO\_Ant1\_5280

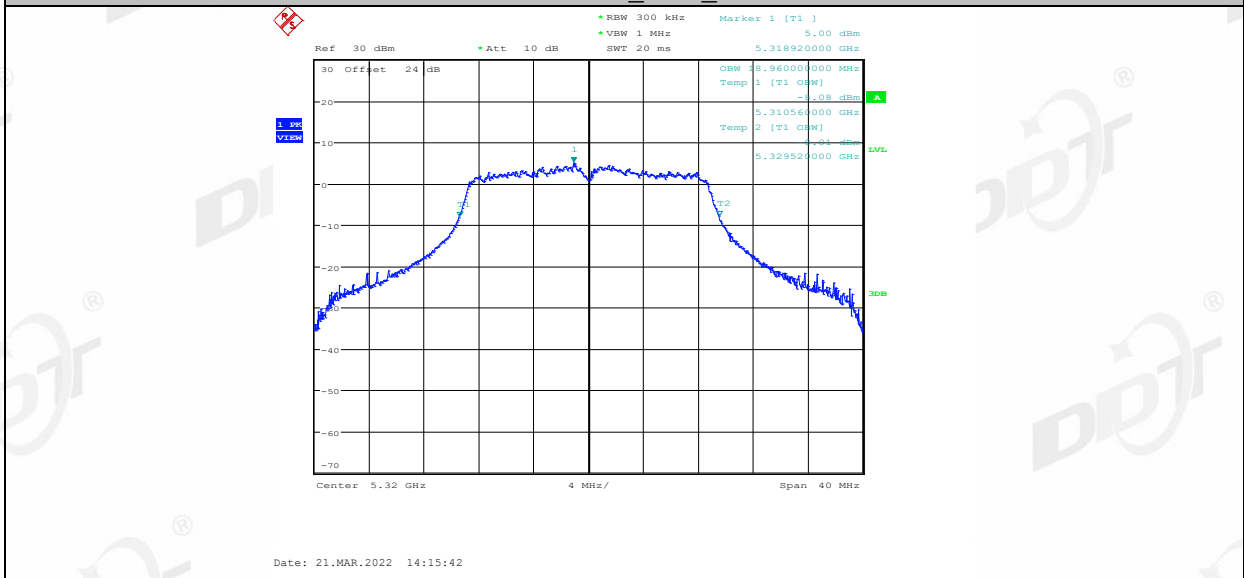




11N20MIMO\_Ant2\_5280

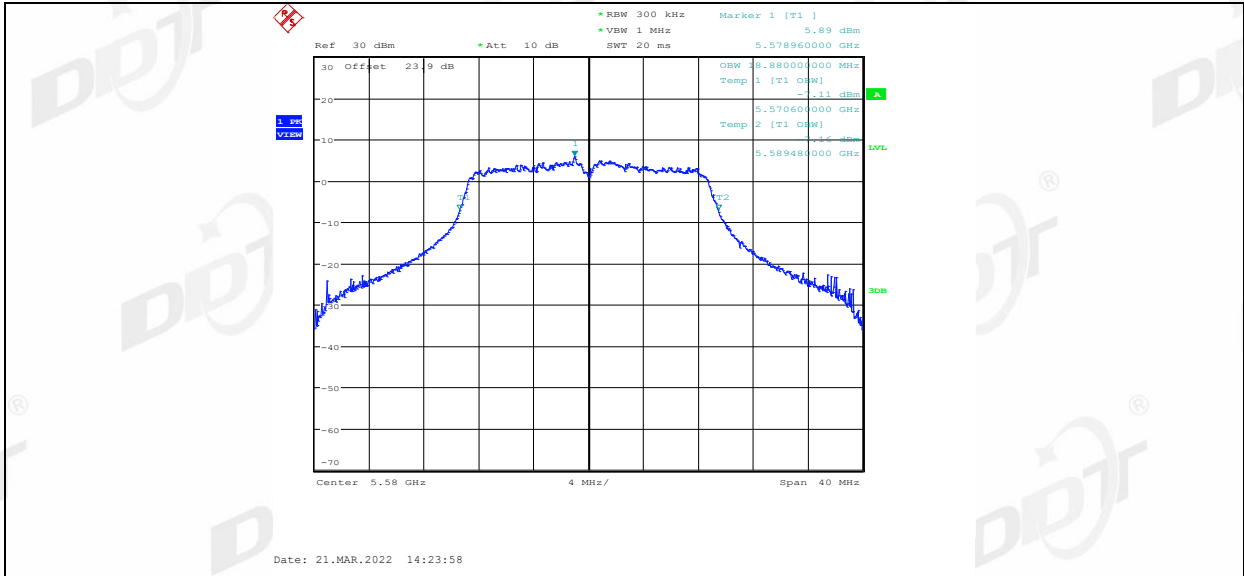


11N20MIMO\_Ant1\_5320

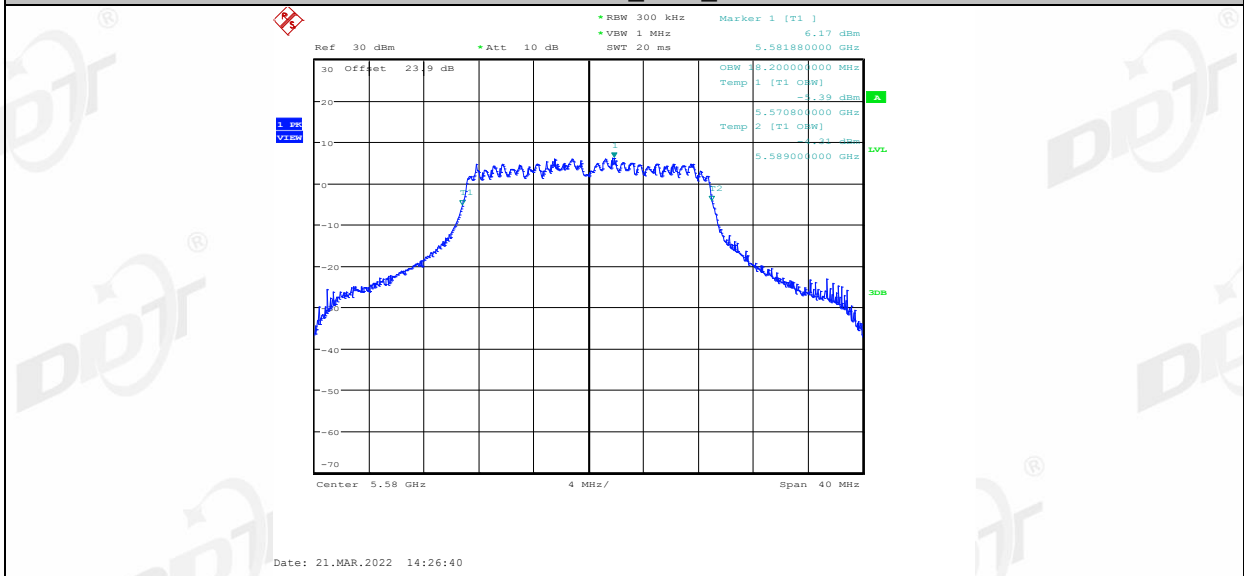


11N20MIMO\_Ant2\_5320

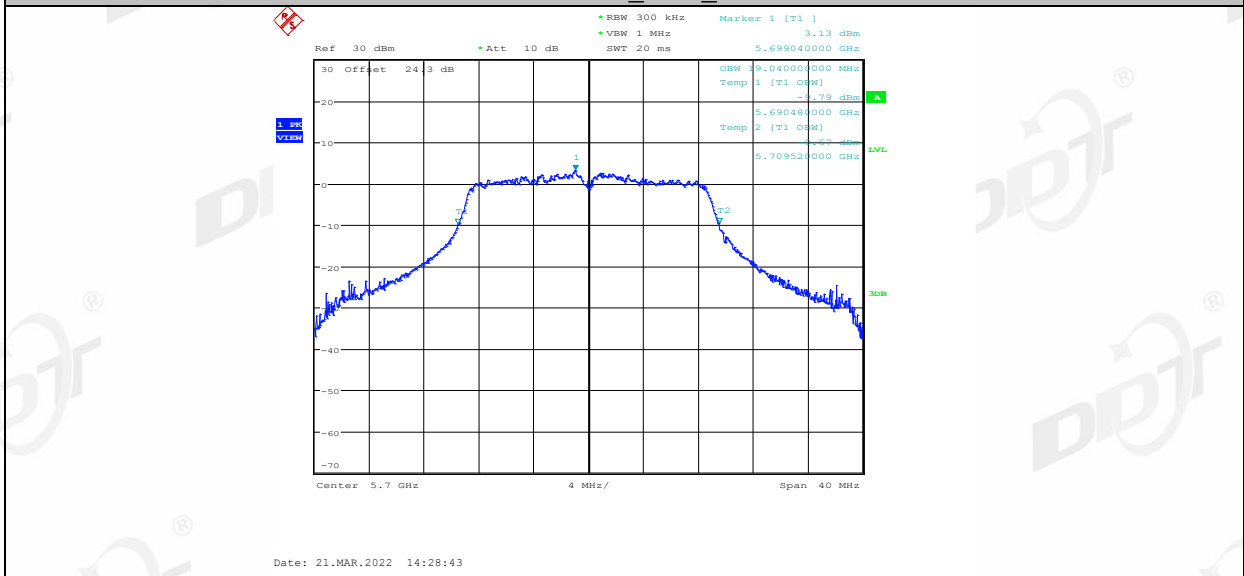




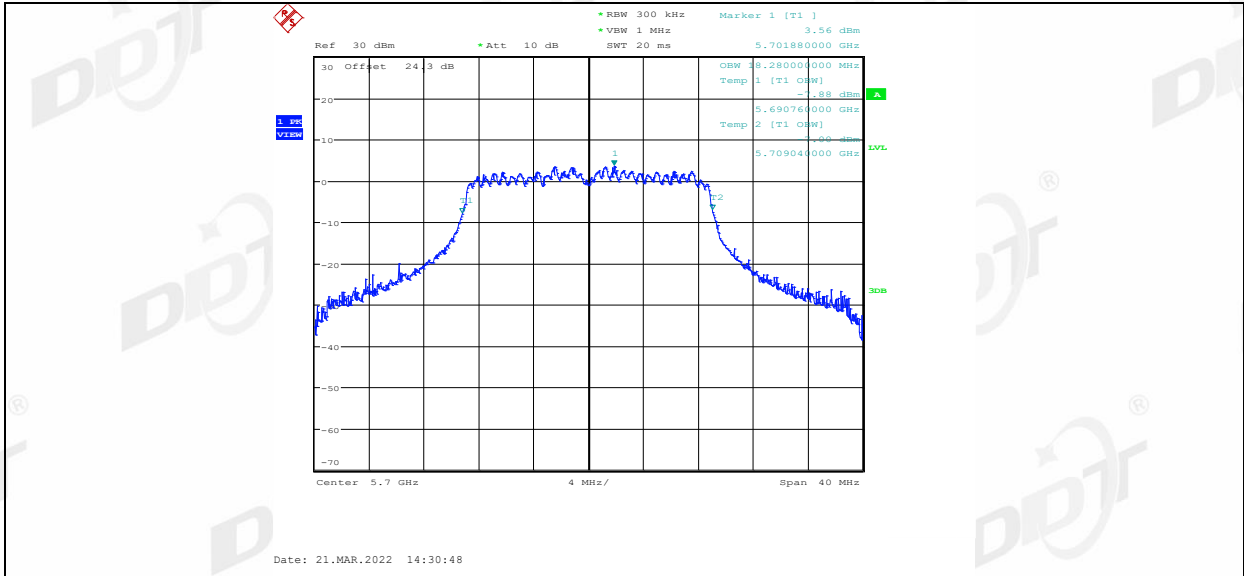
11N20MIMO\_Ant2\_5580



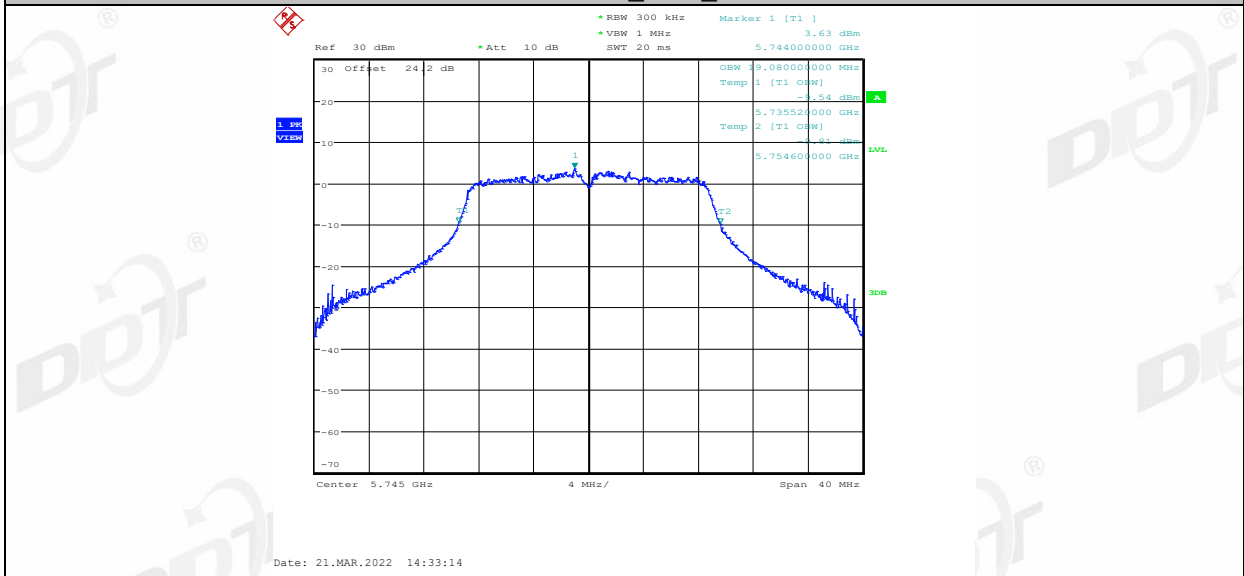
11N20MIMO\_Ant1\_5700



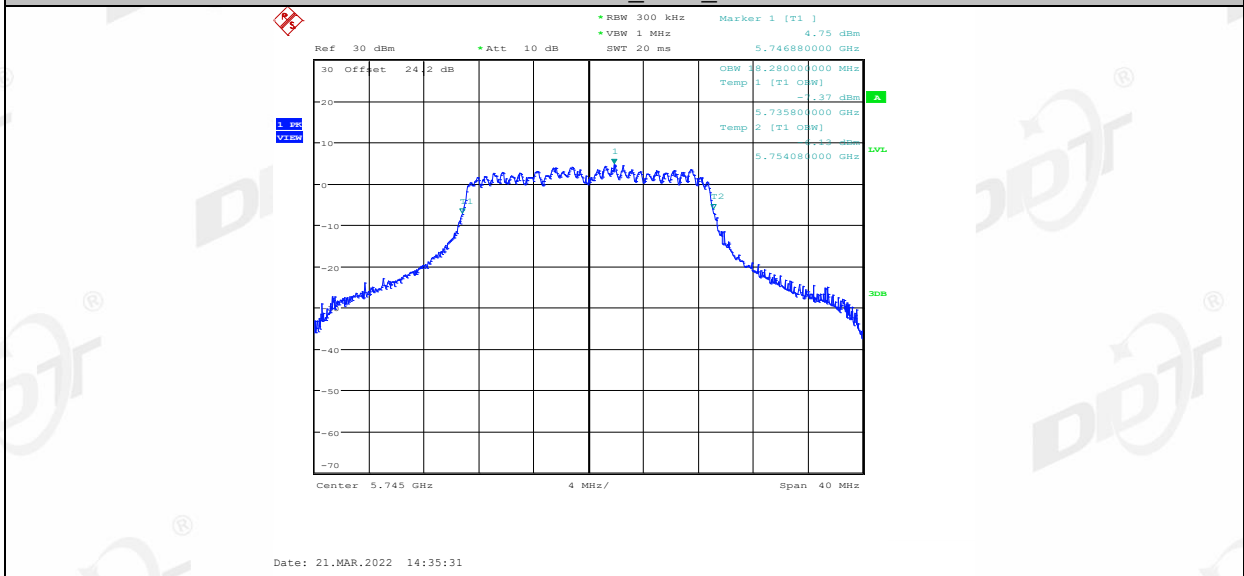
11N20MIMO\_Ant2\_5700



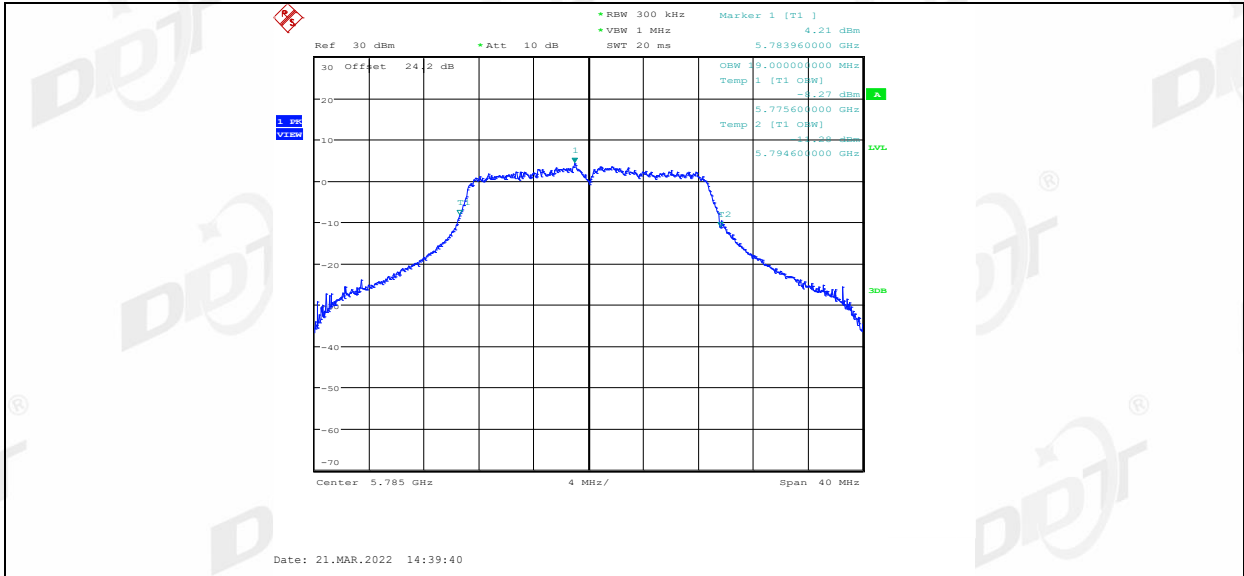
11N20MIMO\_Ant1\_5745



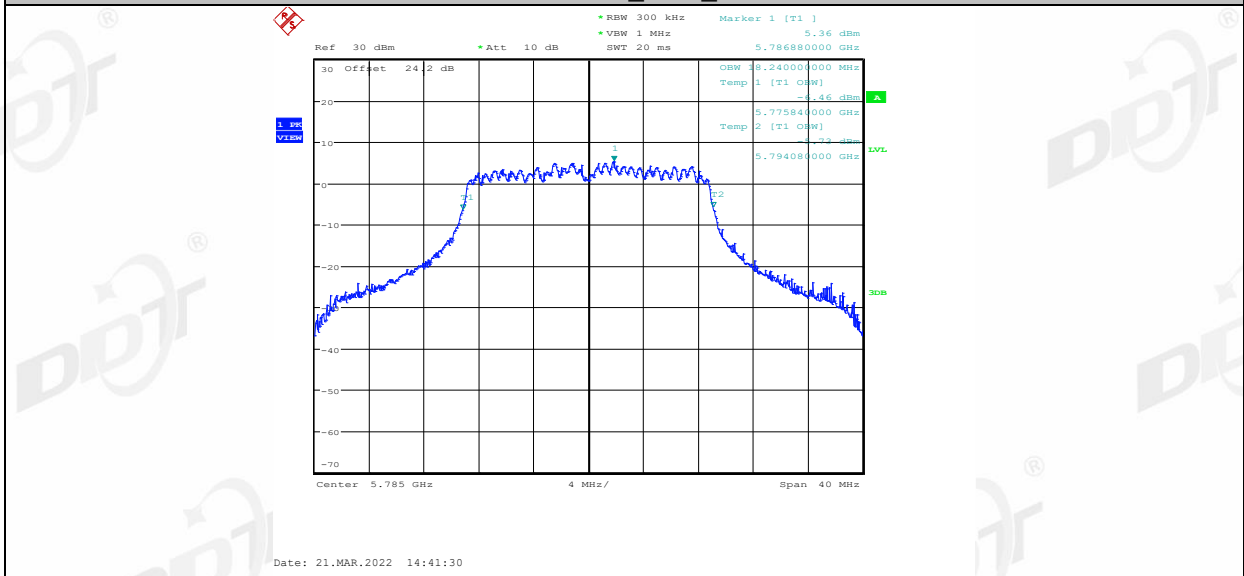
11N20MIMO\_Ant2\_5745



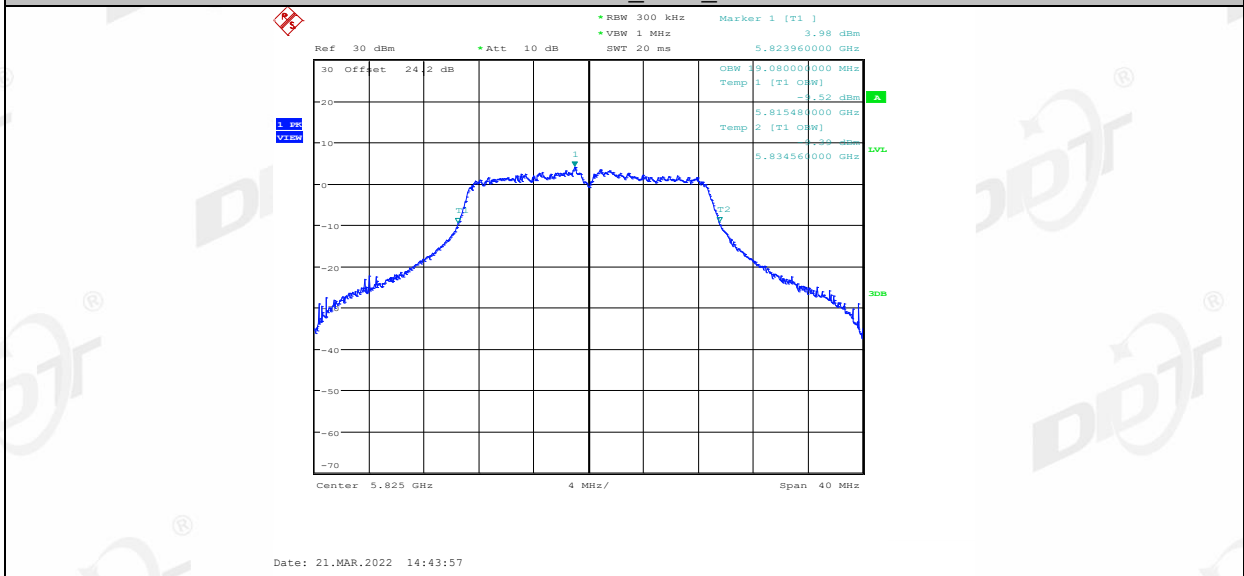
11N20MIMO\_Ant1\_5785



11N20MIMO\_Ant2\_5785

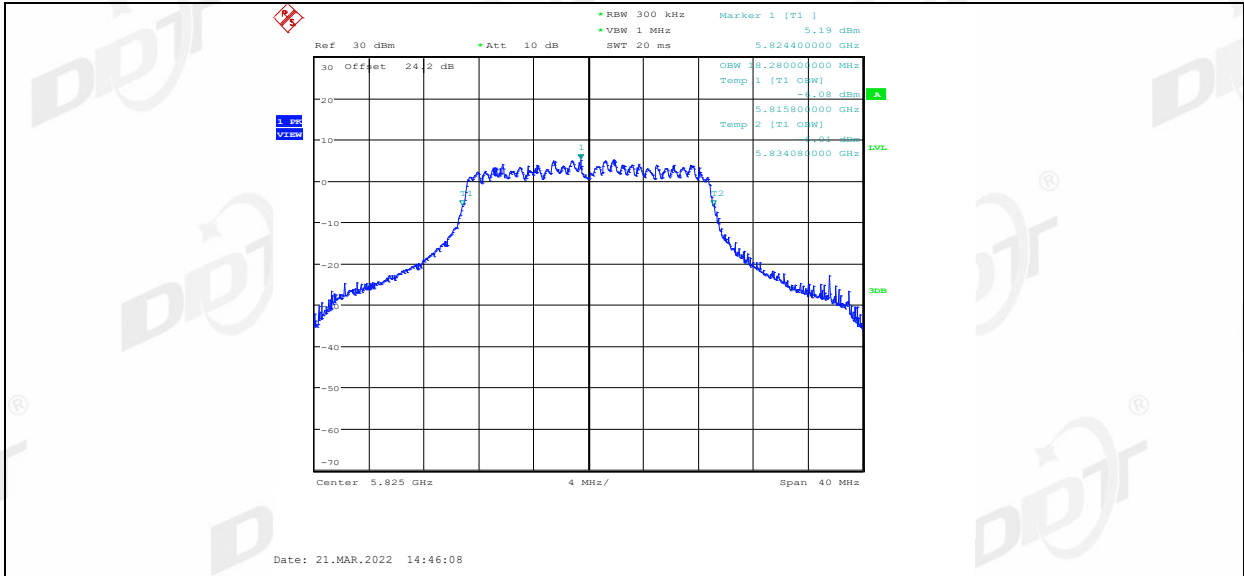


11N20MIMO\_Ant1\_5825

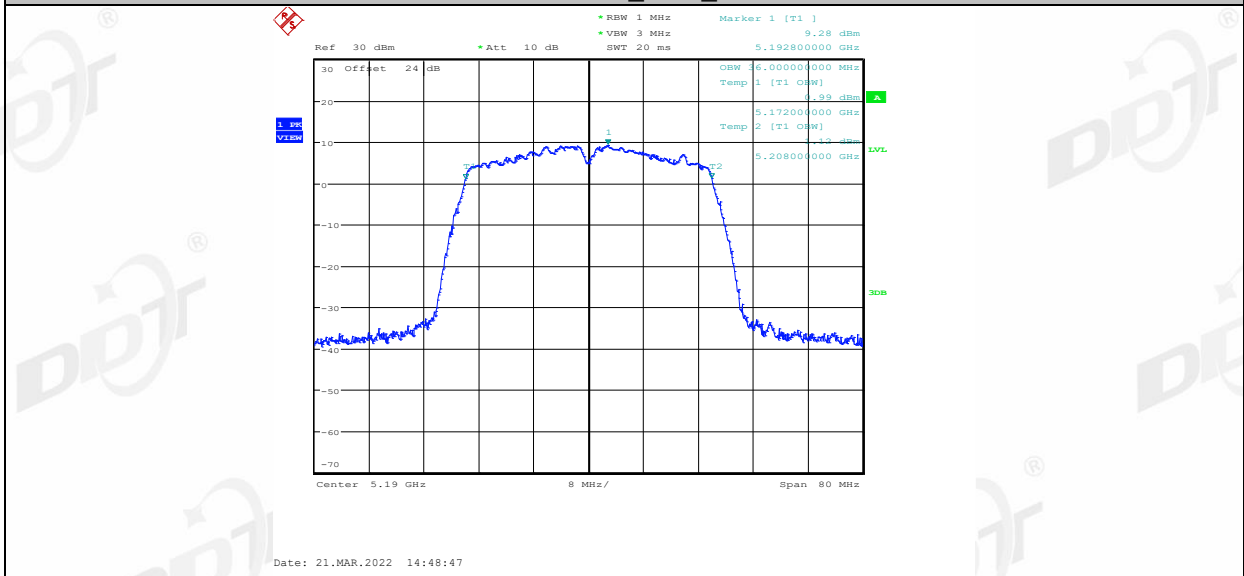


11N20MIMO\_Ant2\_5825

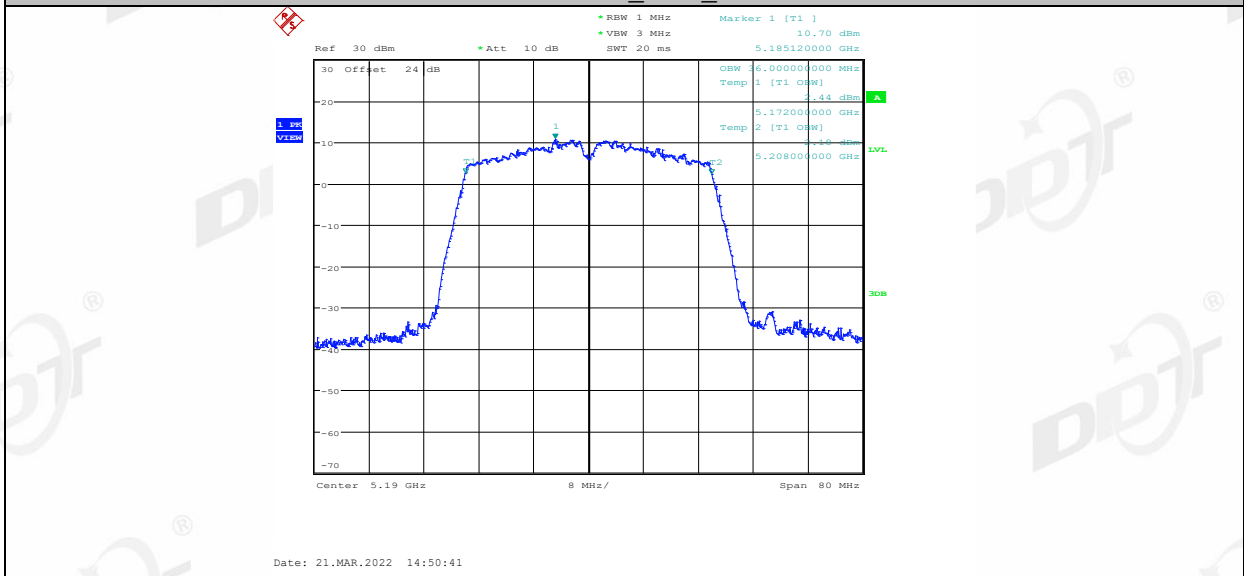




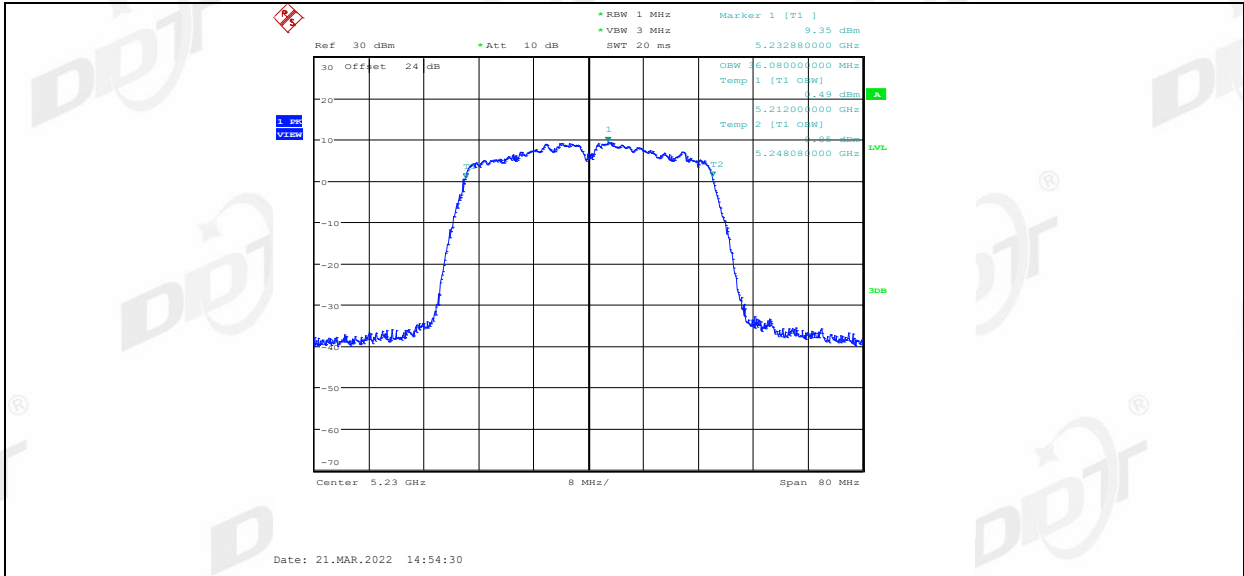
11N40MIMO\_Ant1\_5190



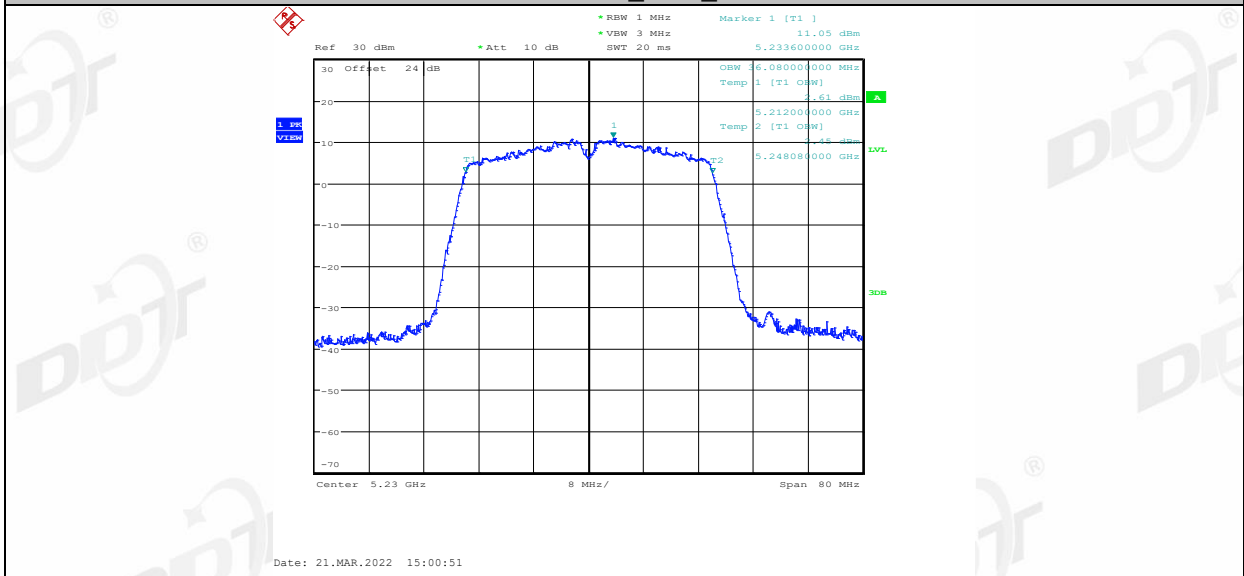
11N40MIMO\_Ant2\_5190



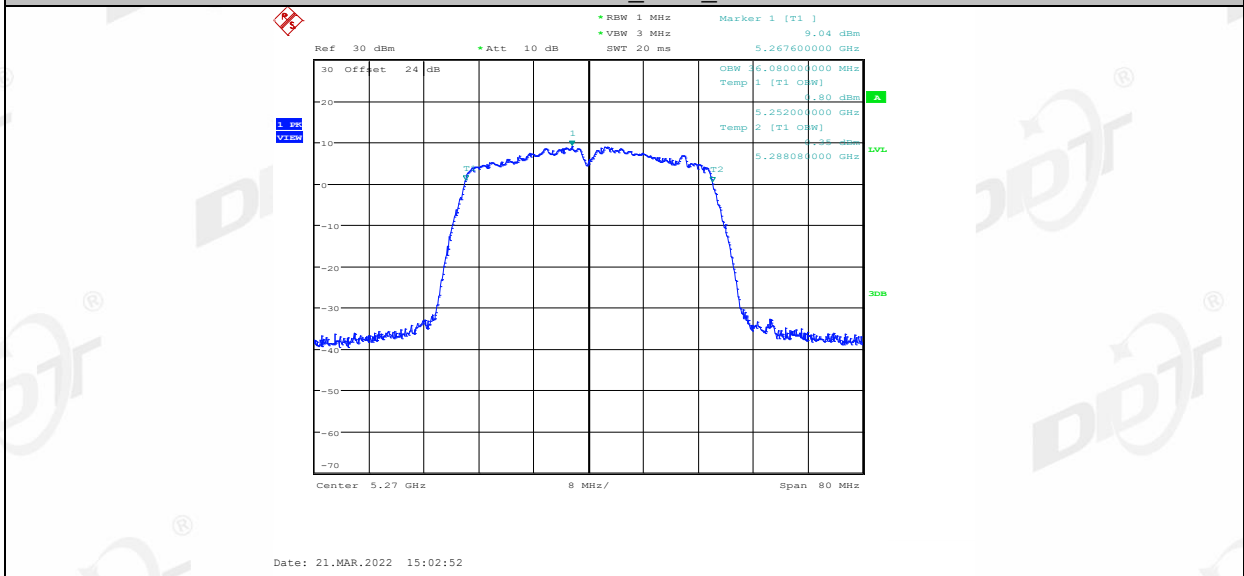
11N40MIMO\_Ant1\_5230



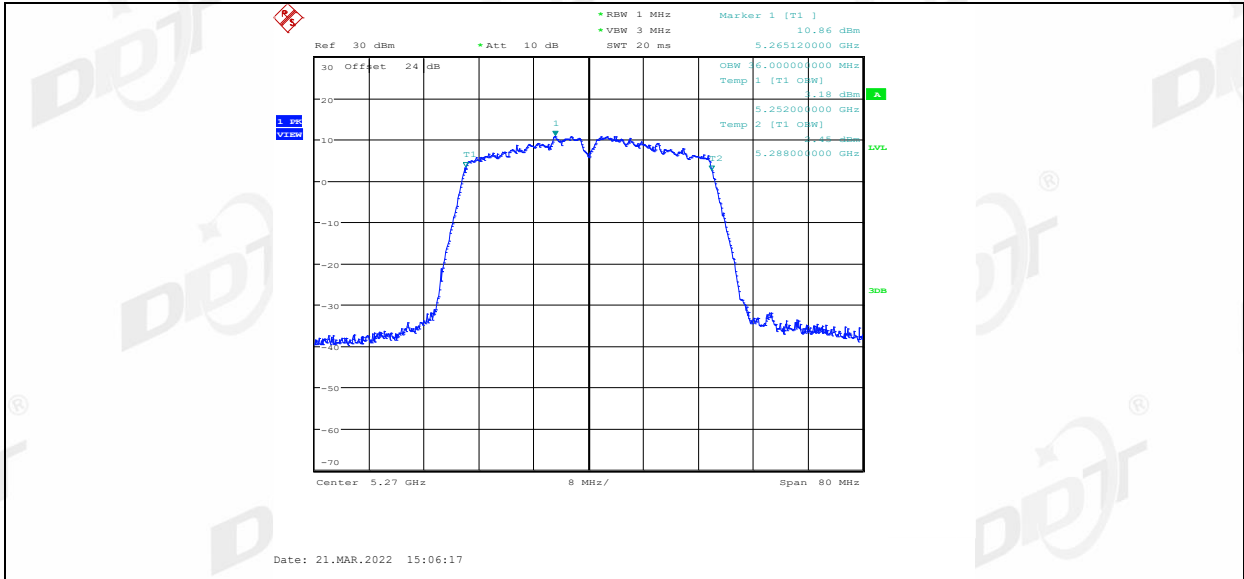
11N40MIMO\_Ant2\_5230



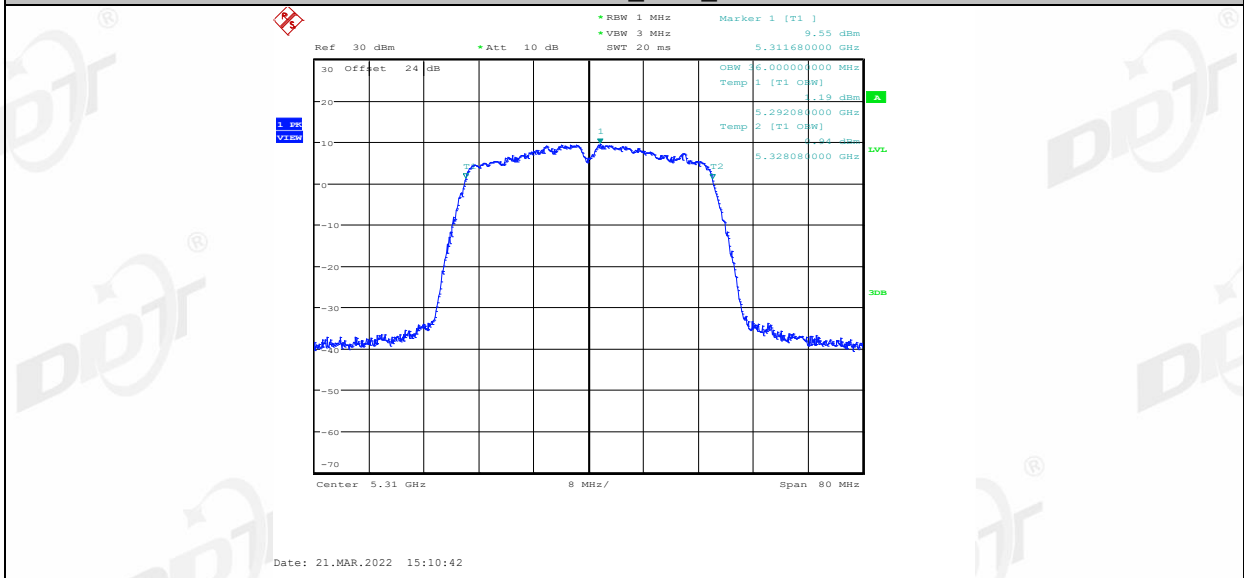
11N40MIMO\_Ant1\_5270



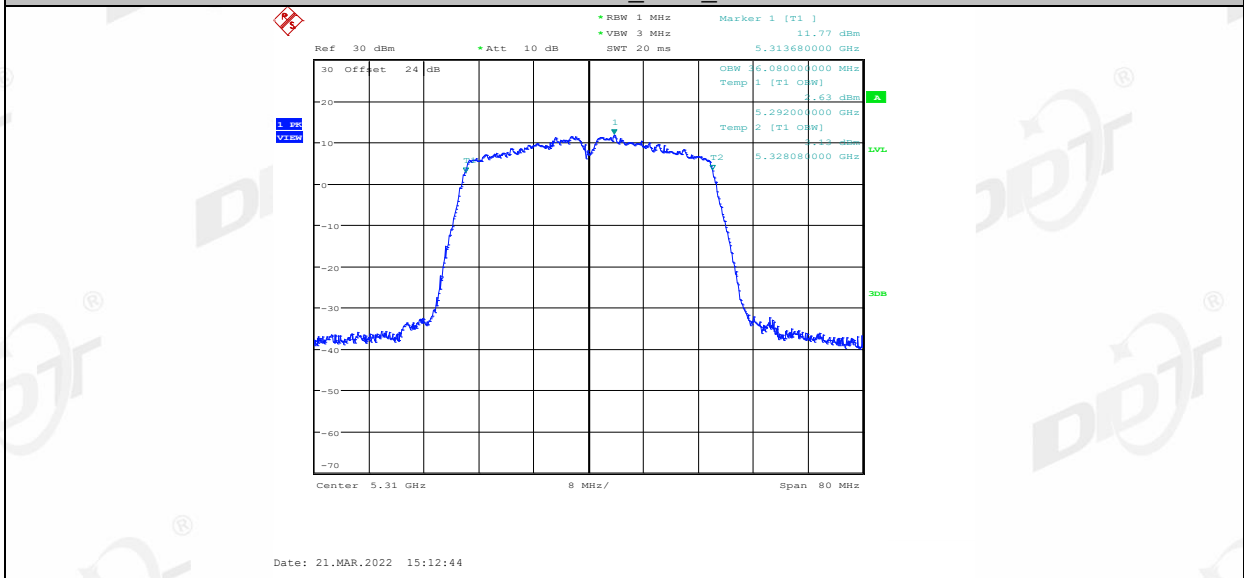
11N40MIMO\_Ant2\_5270



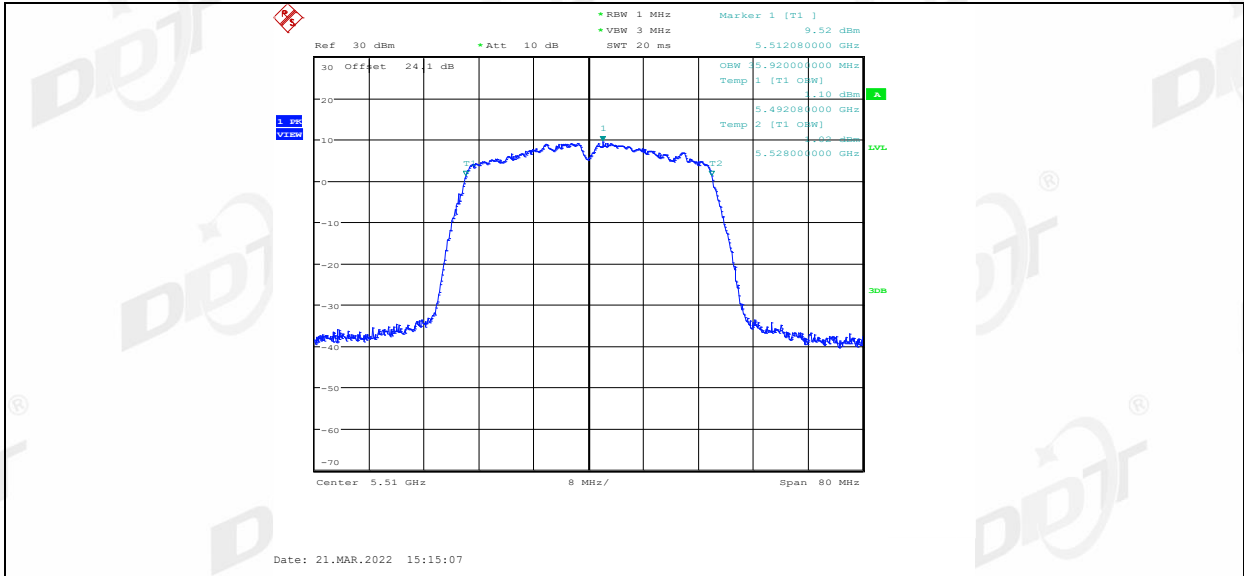
11N40MIMO\_Ant1\_5310



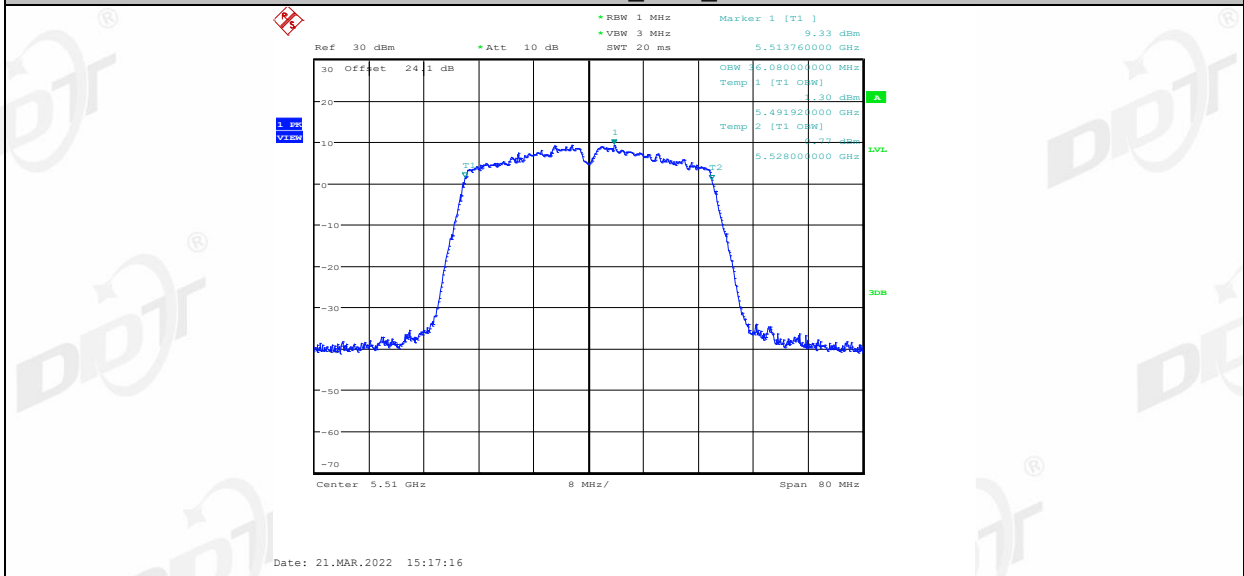
11N40MIMO\_Ant2\_5310



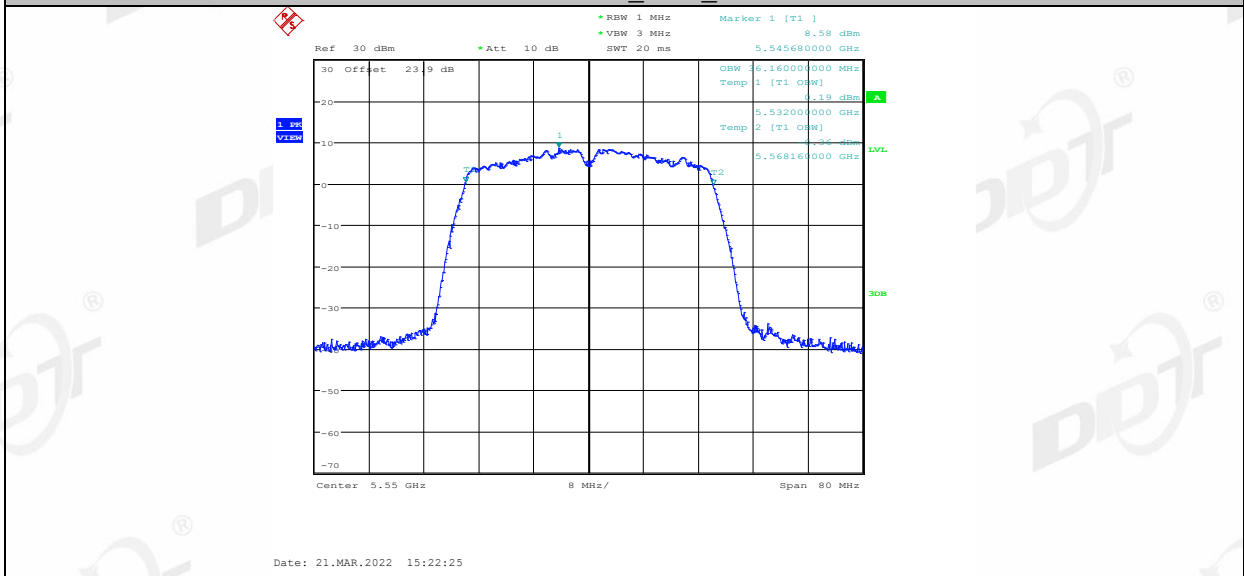
11N40MIMO\_Ant1\_5510



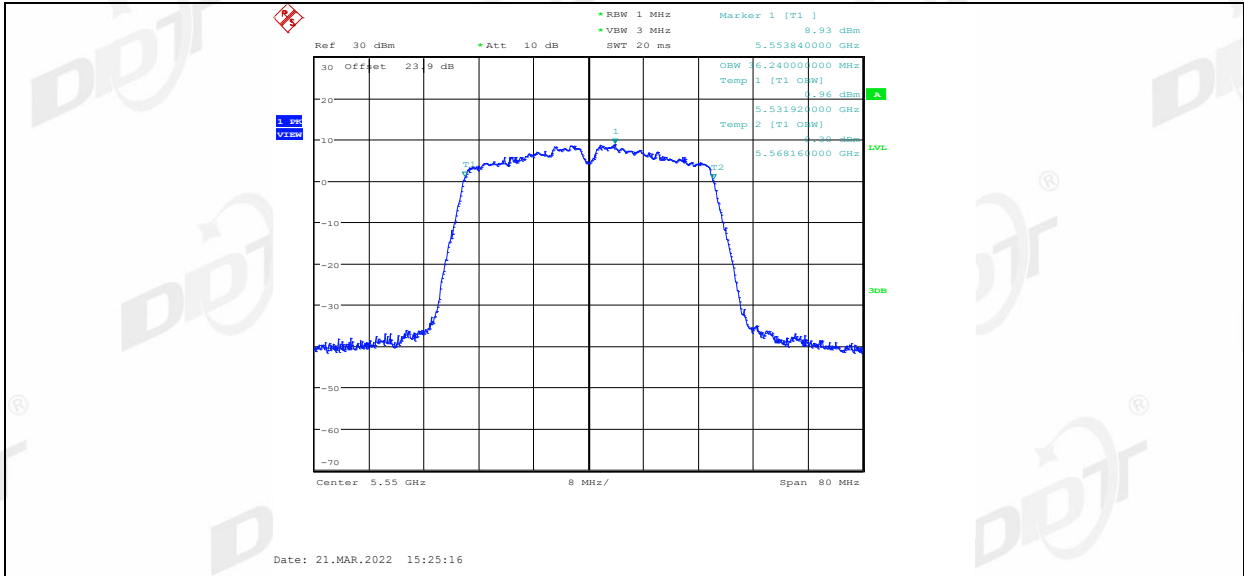
11N40MIMO\_Ant2\_5510



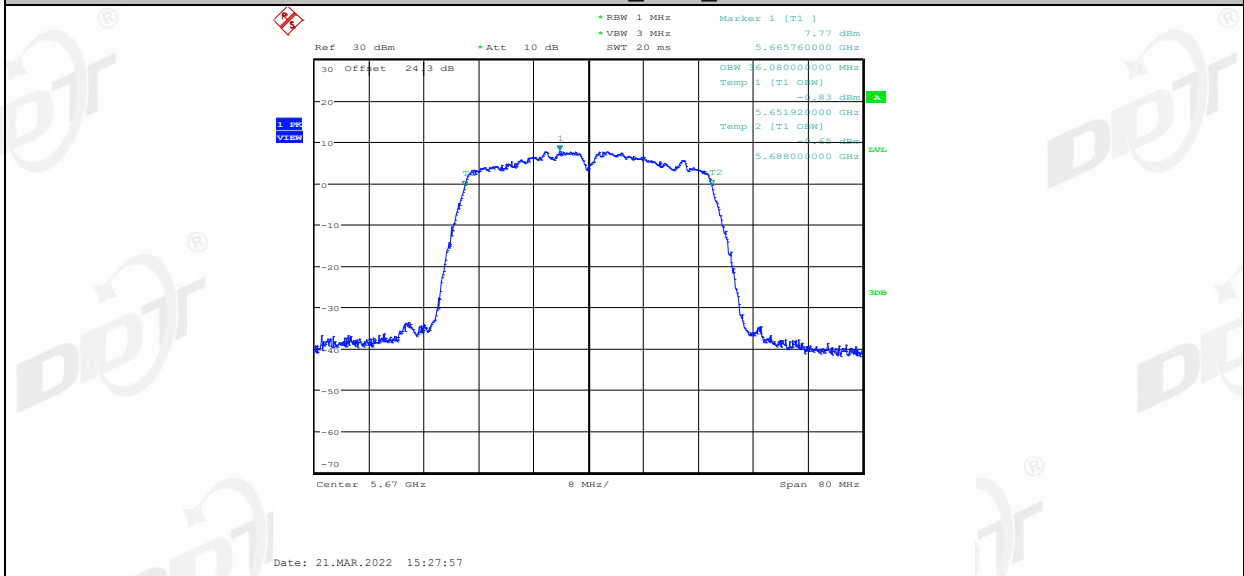
11N40MIMO\_Ant1\_5550



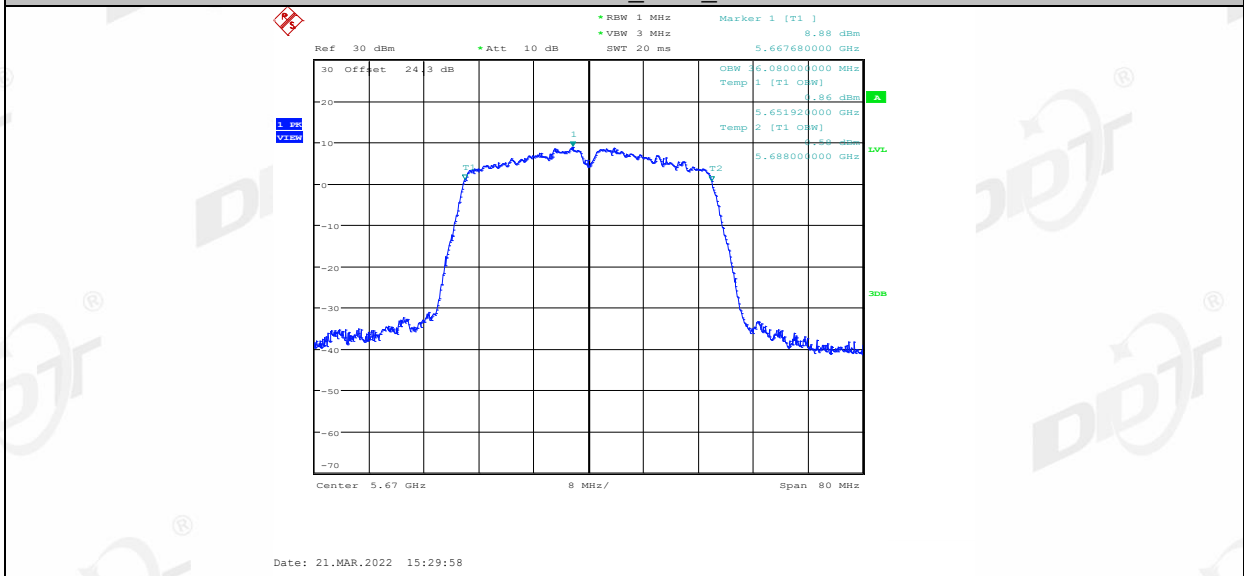
11N40MIMO\_Ant2\_5550



11N40MIMO\_Ant1\_5670

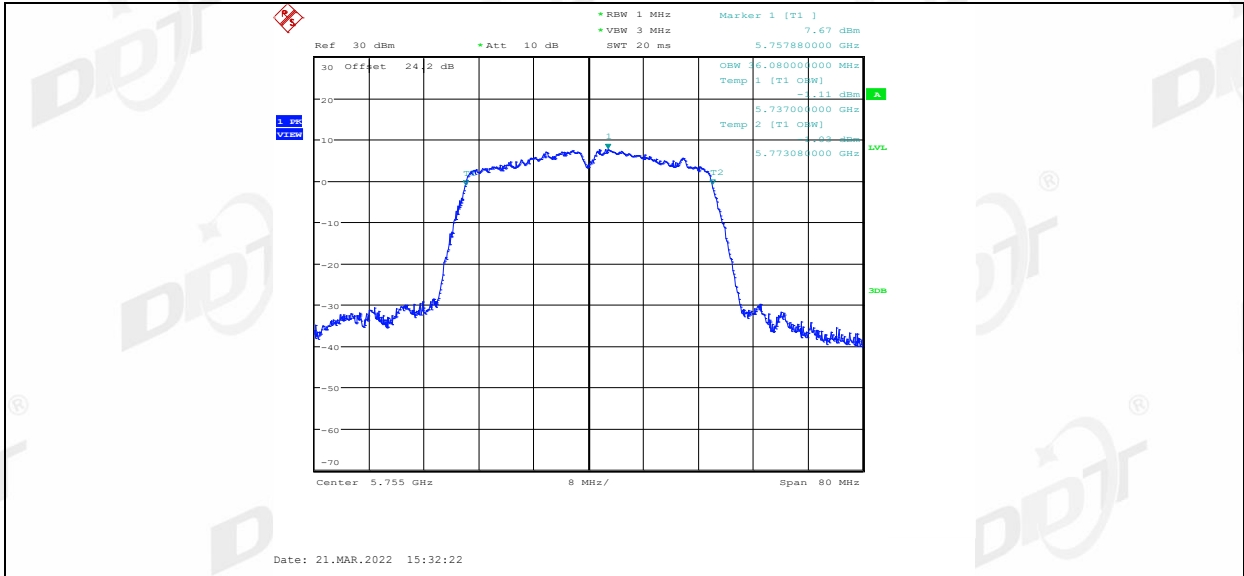


11N40MIMO\_Ant2\_5670

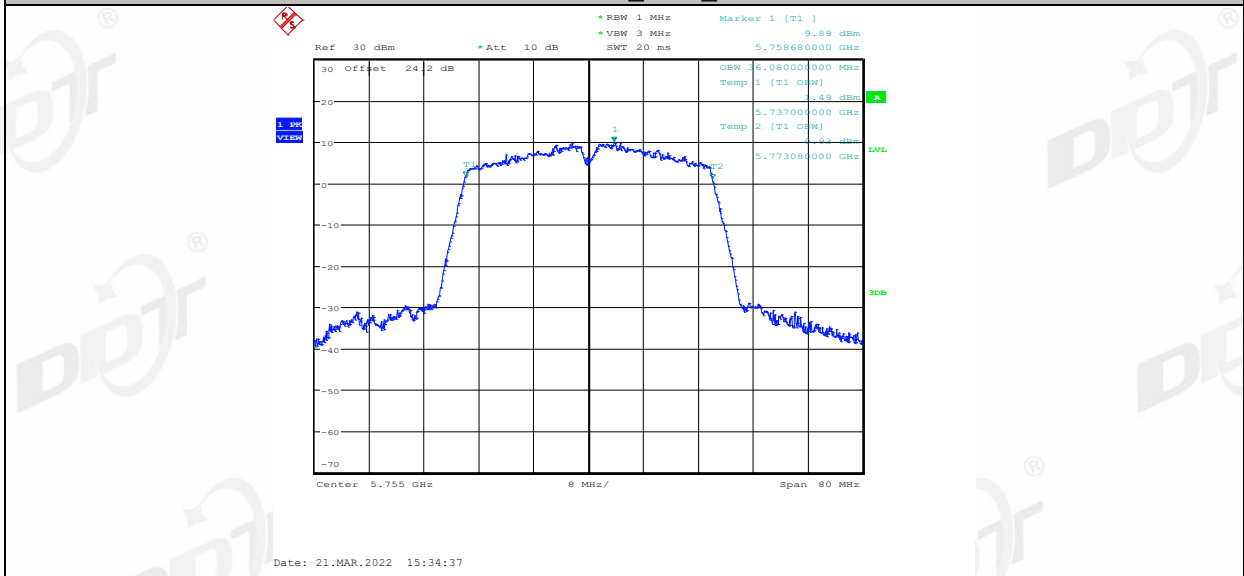


11N40MIMO\_Ant1\_5755

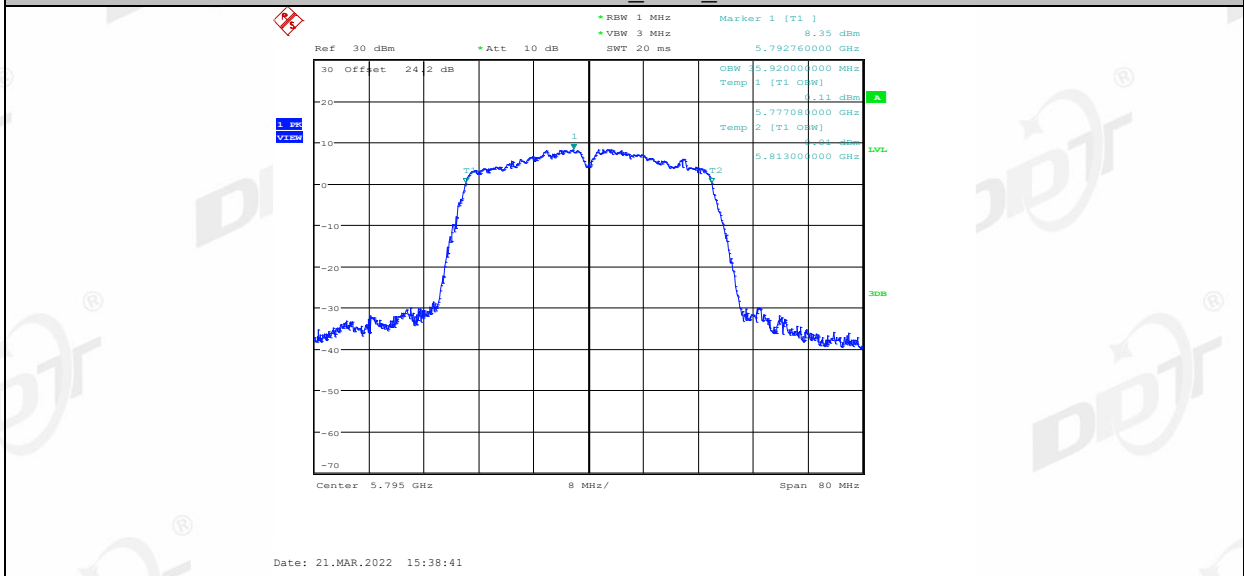




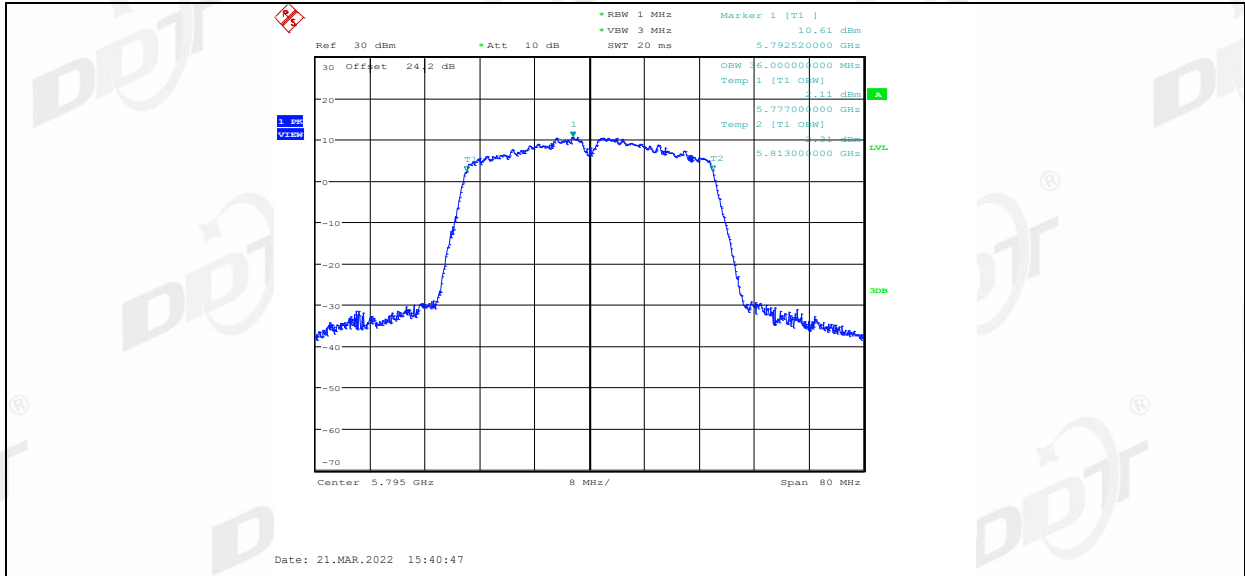
11N40MIMO\_Ant2\_5755



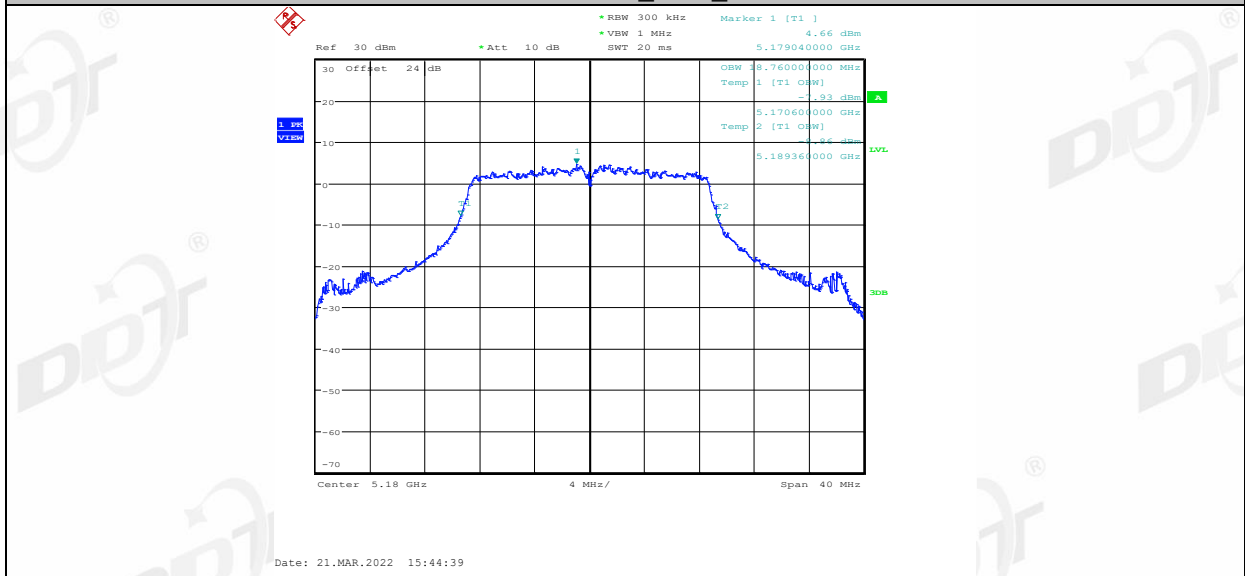
11N40MIMO\_Ant1\_5795



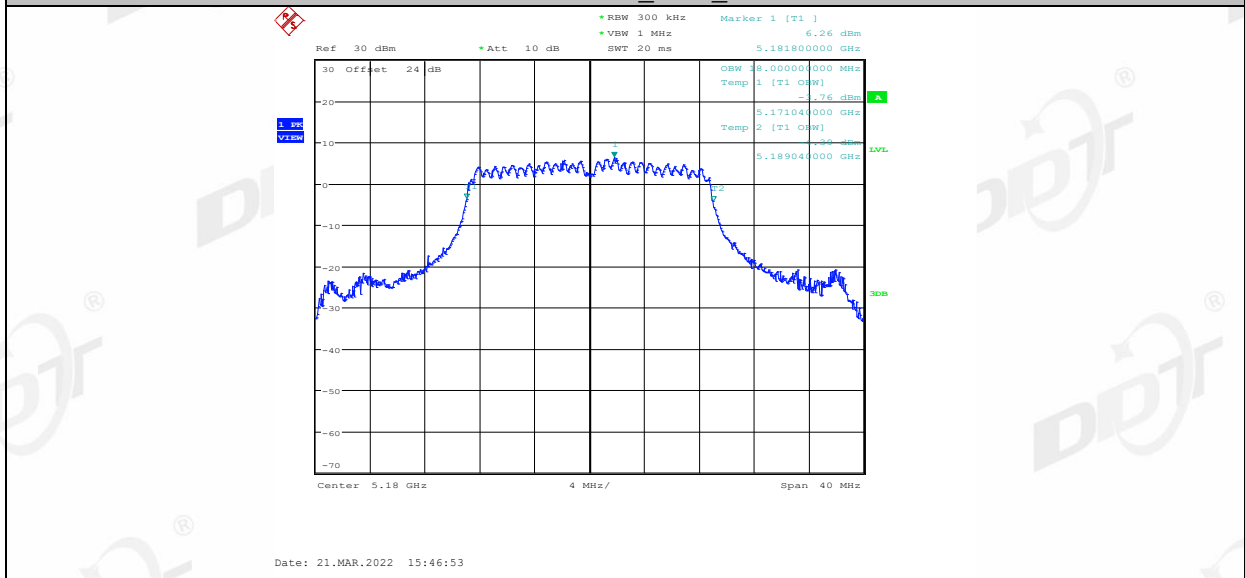
11N40MIMO\_Ant2\_5795



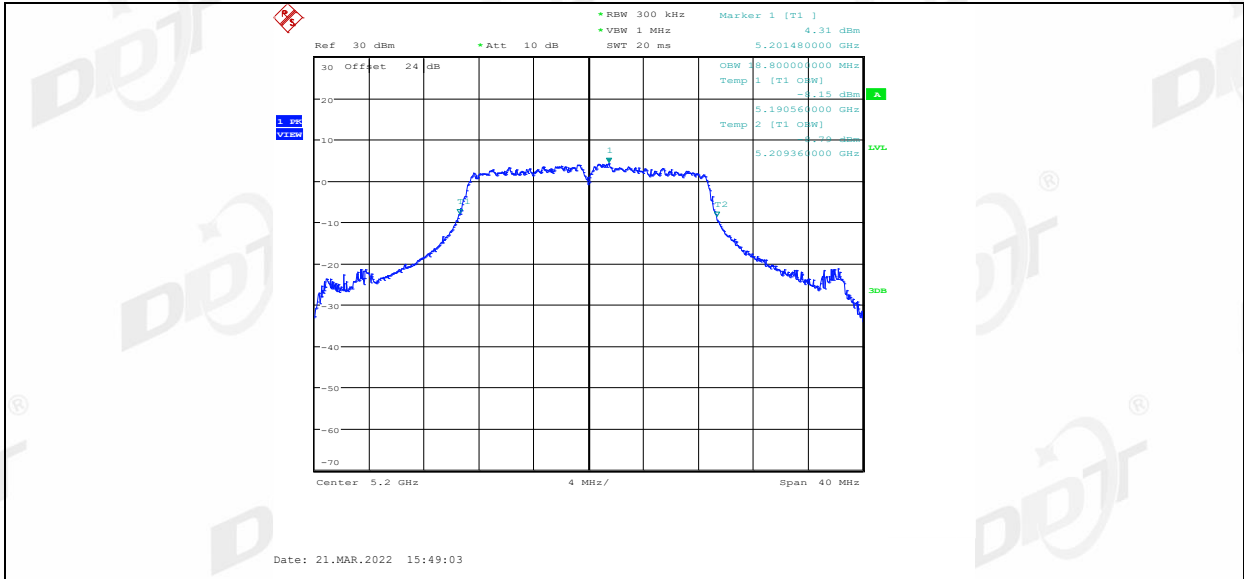
11AC20MIMO\_Ant1\_5180



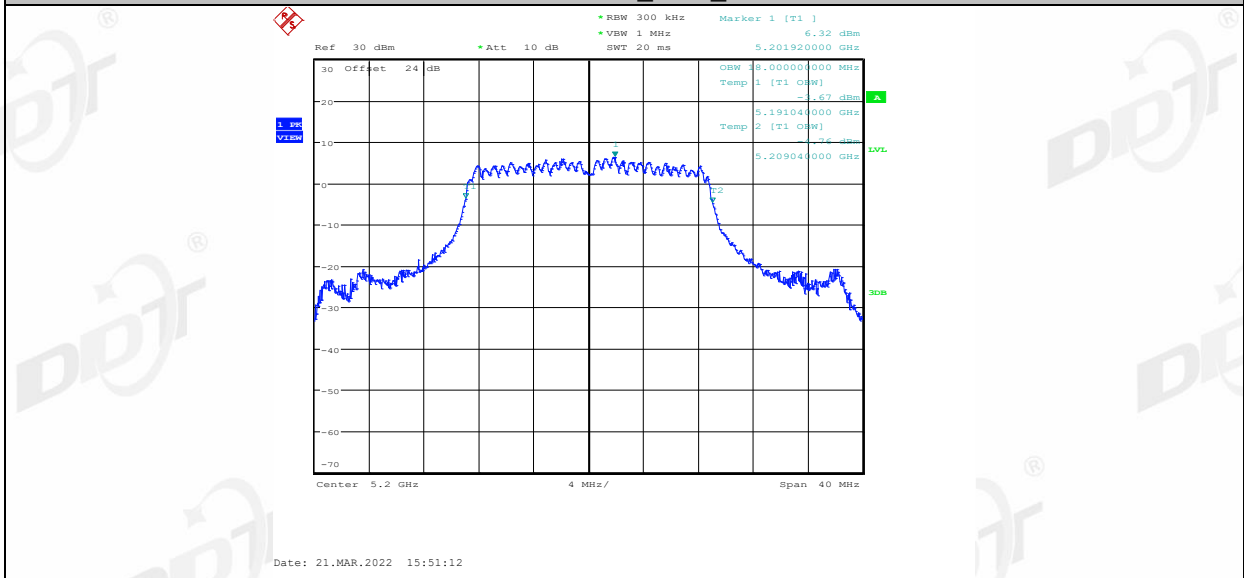
11AC20MIMO\_Ant2\_5180



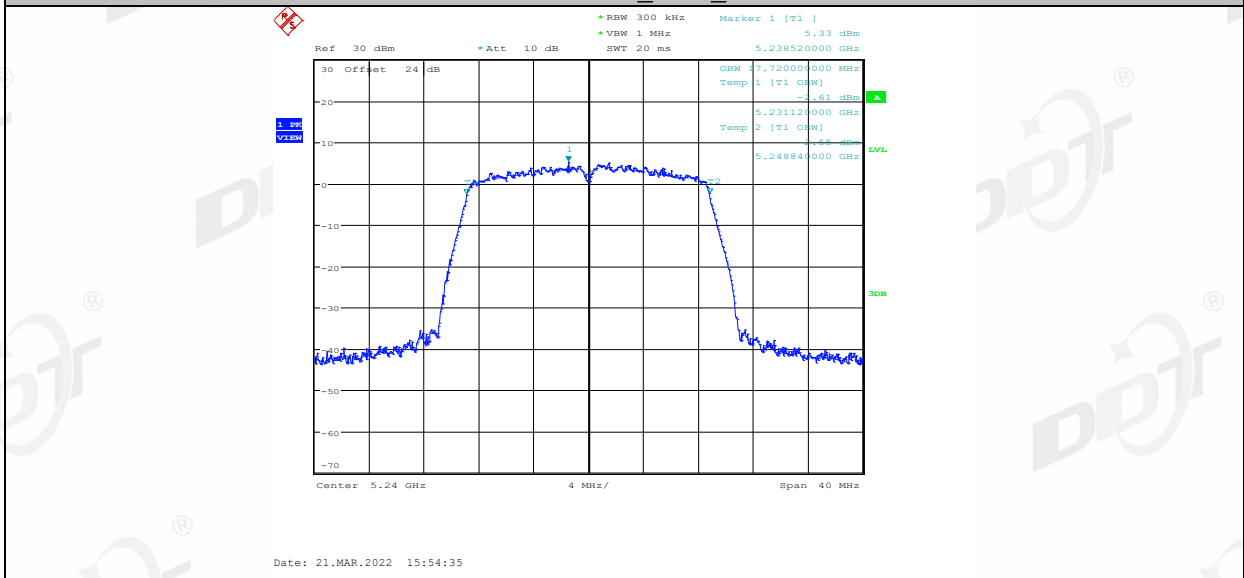
11AC20MIMO\_Ant1\_5200



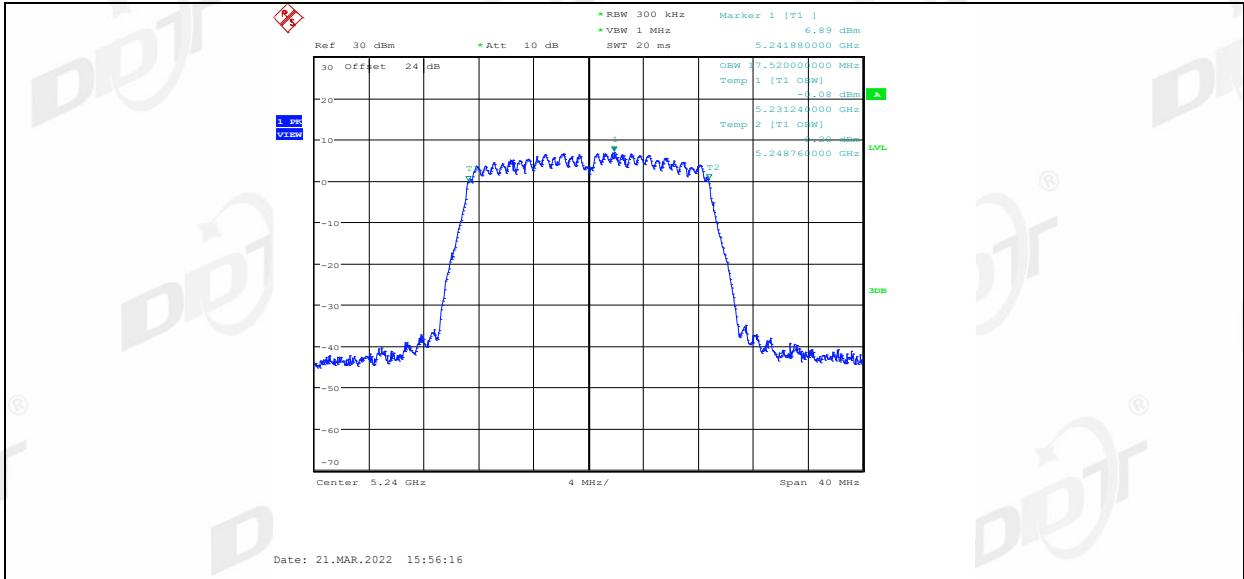
11AC20MIMO\_Ant2\_5200



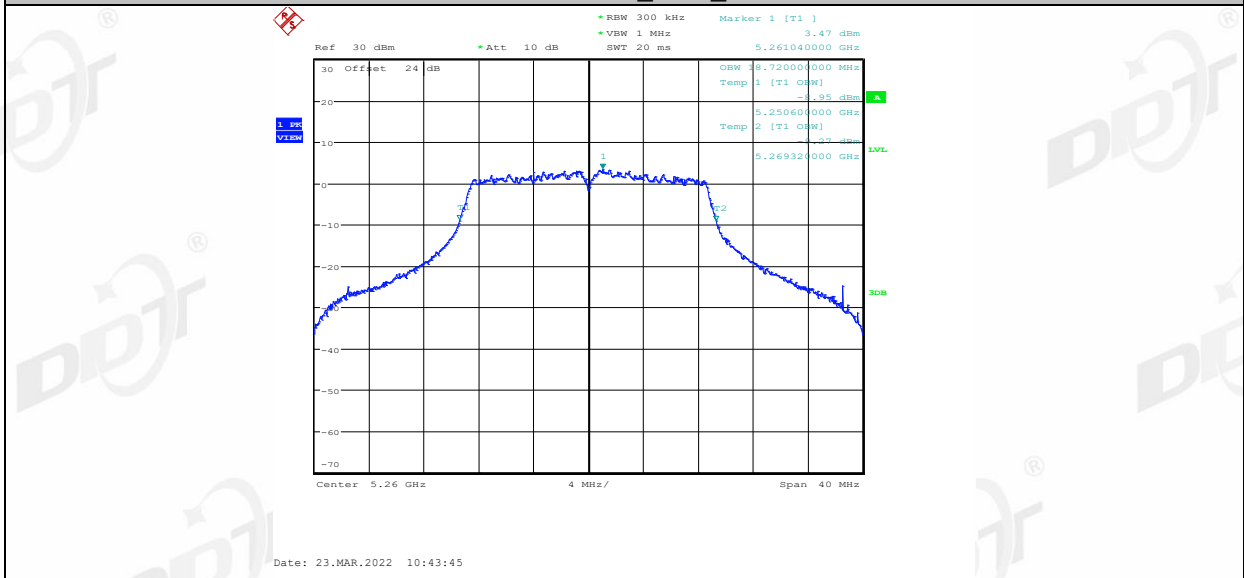
11AC20MIMO\_Ant1\_5240



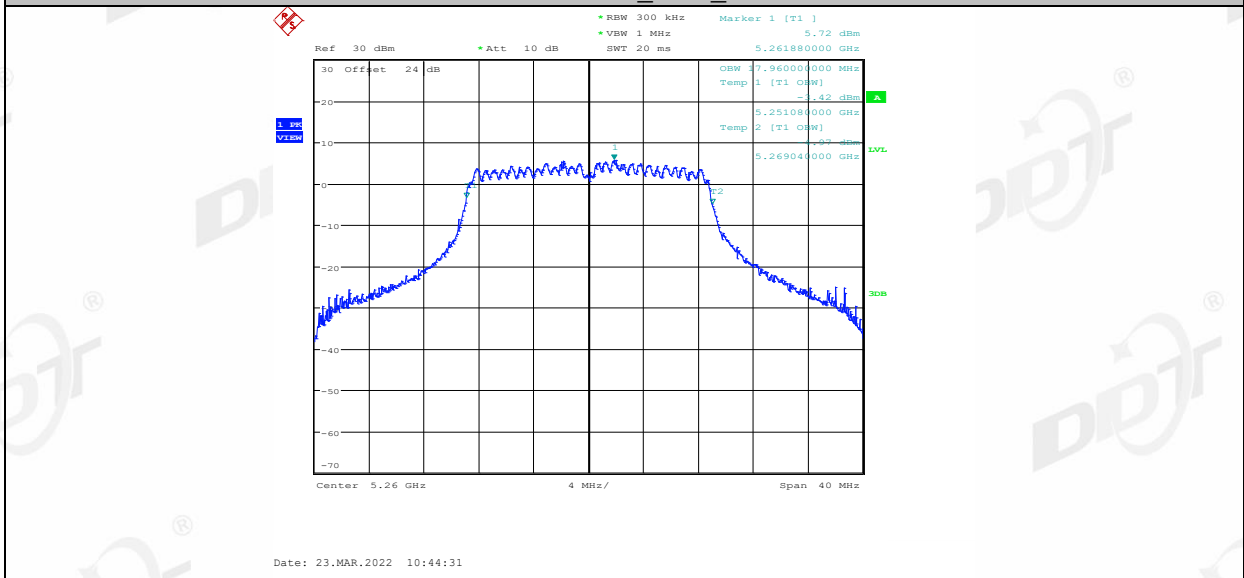
11AC20MIMO\_Ant2\_5240



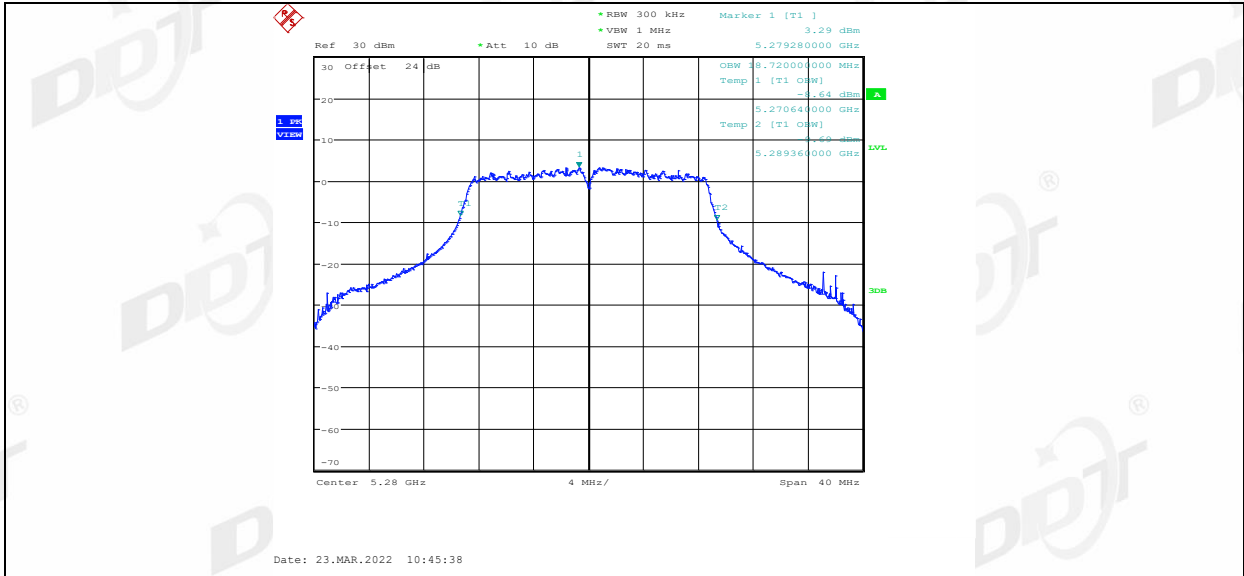
11AC20MIMO\_Ant1\_5260



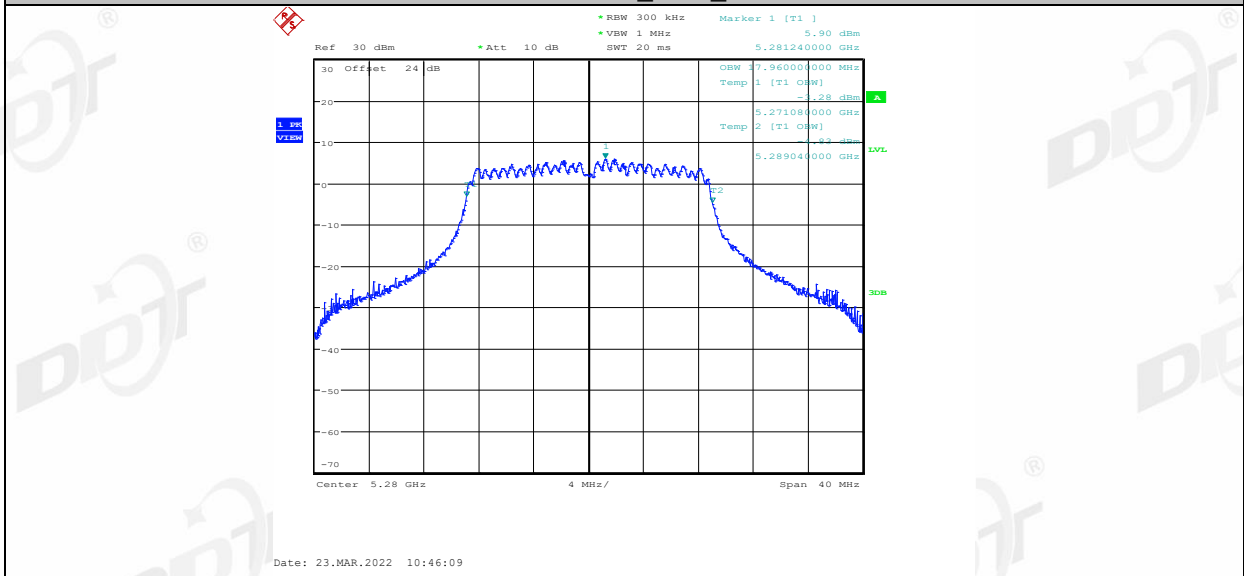
11AC20MIMO\_Ant2\_5260



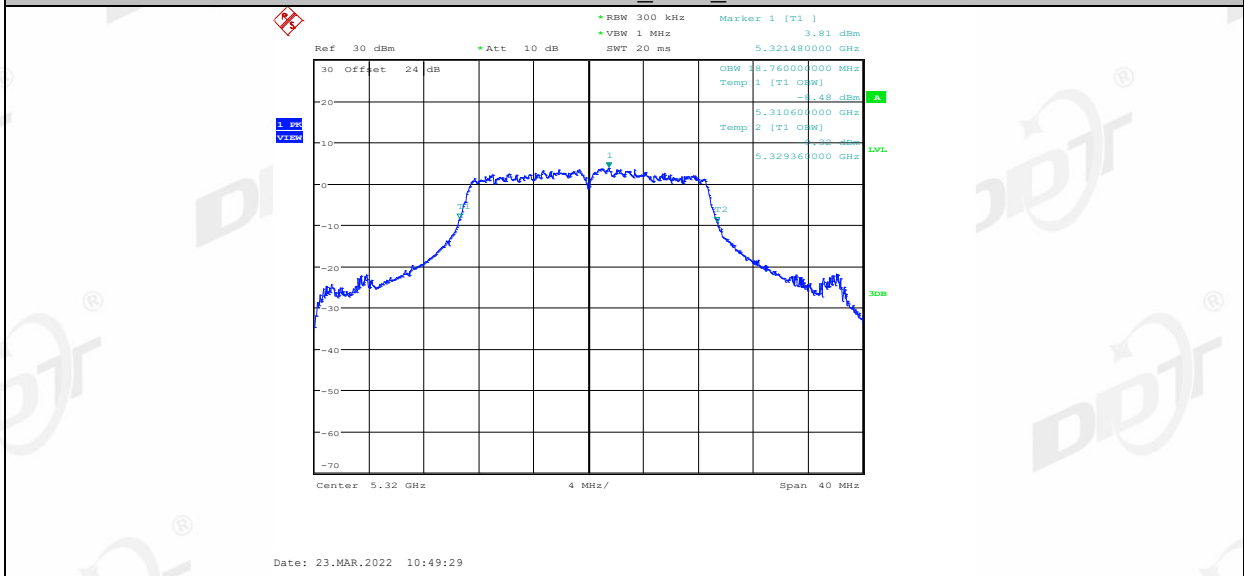
11AC20MIMO\_Ant1\_5280



11AC20MIMO\_Ant2\_5280

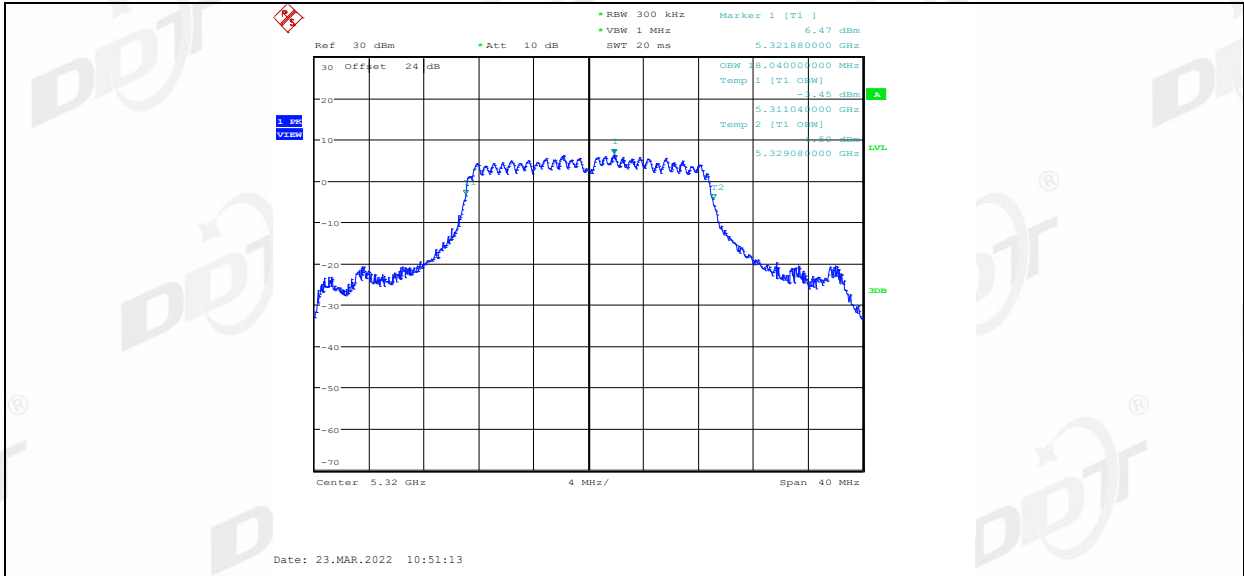


11AC20MIMO\_Ant1\_5320

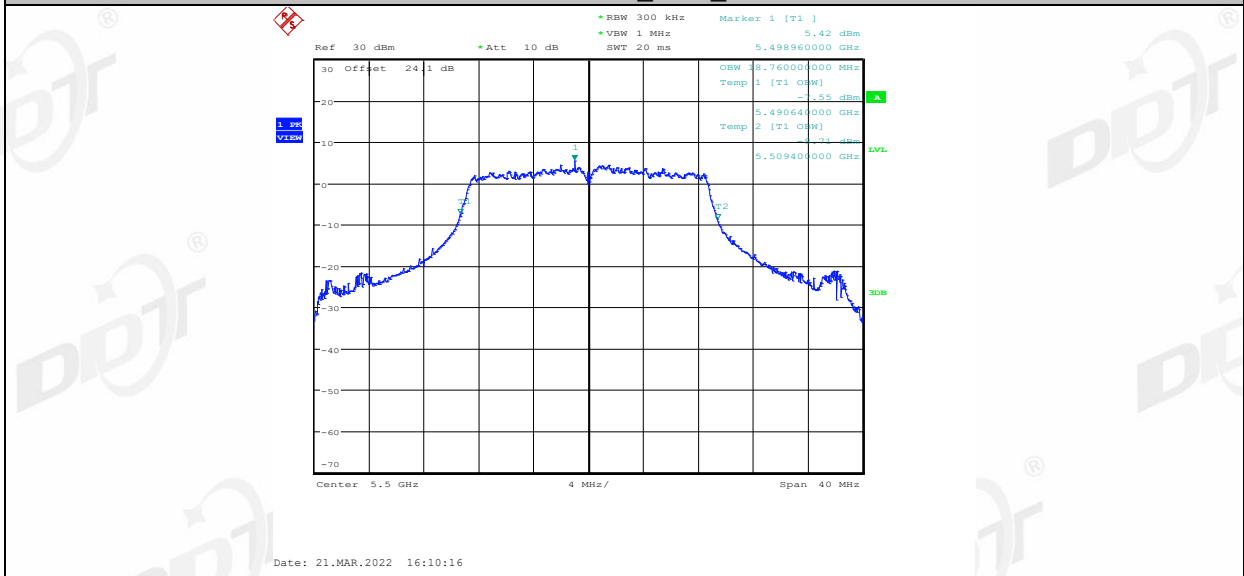


11AC20MIMO\_Ant2\_5320

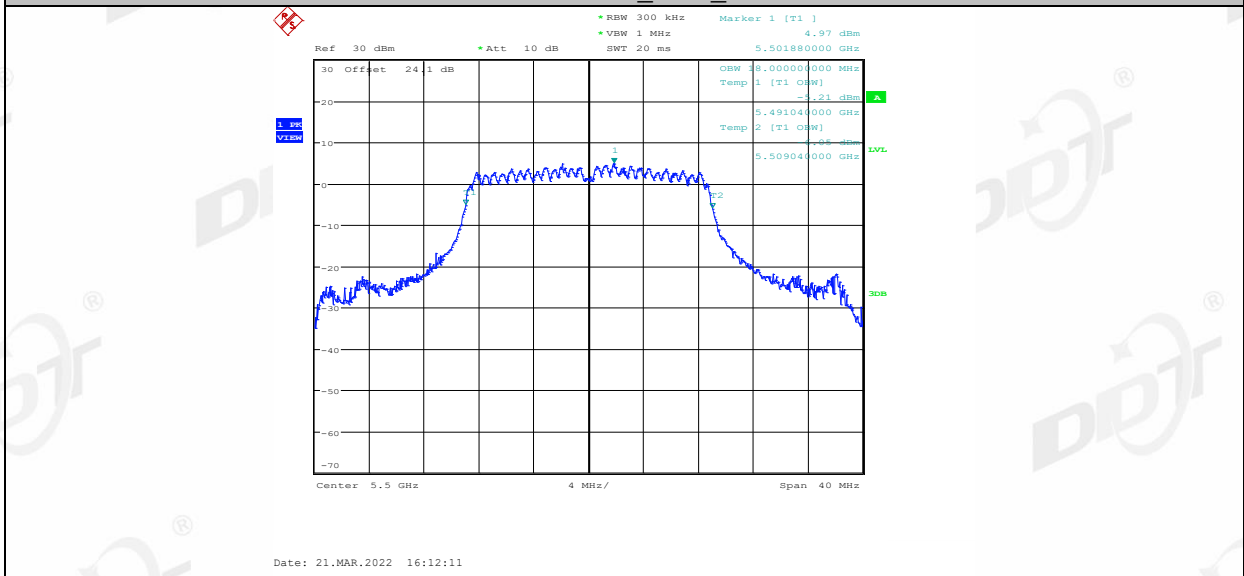




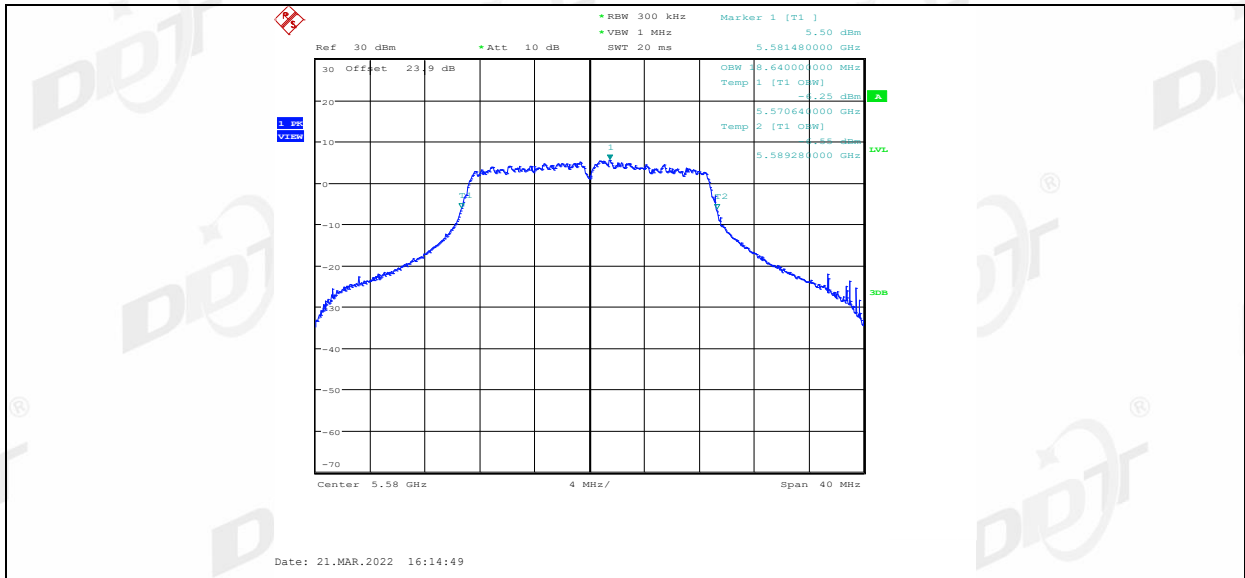
11AC20MIMO\_Ant1\_5500



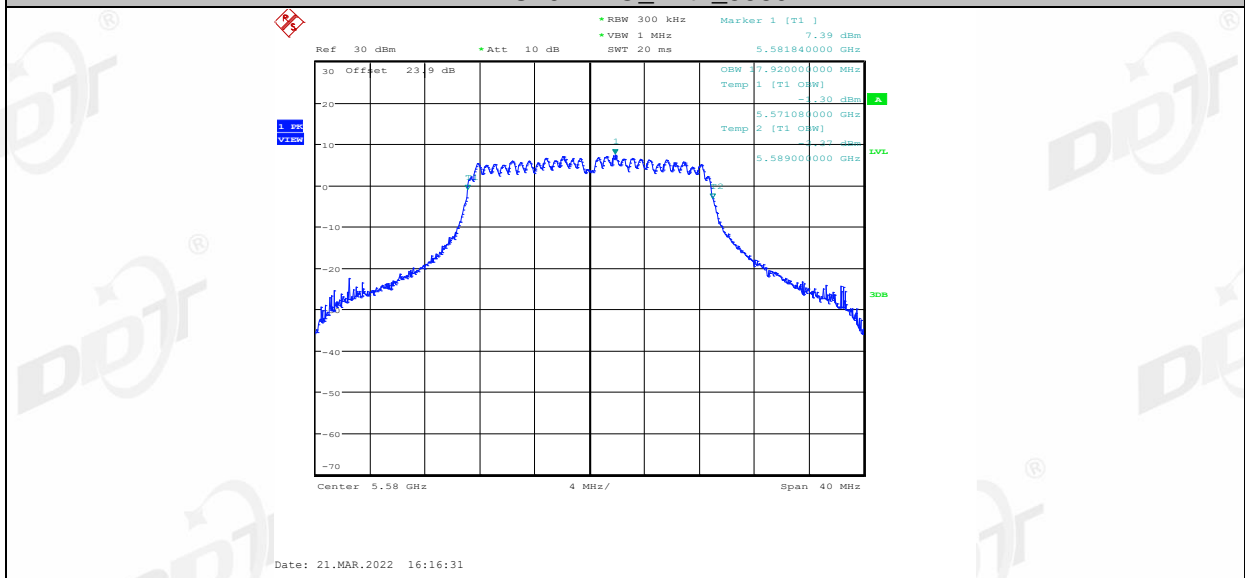
11AC20MIMO\_Ant2\_5500



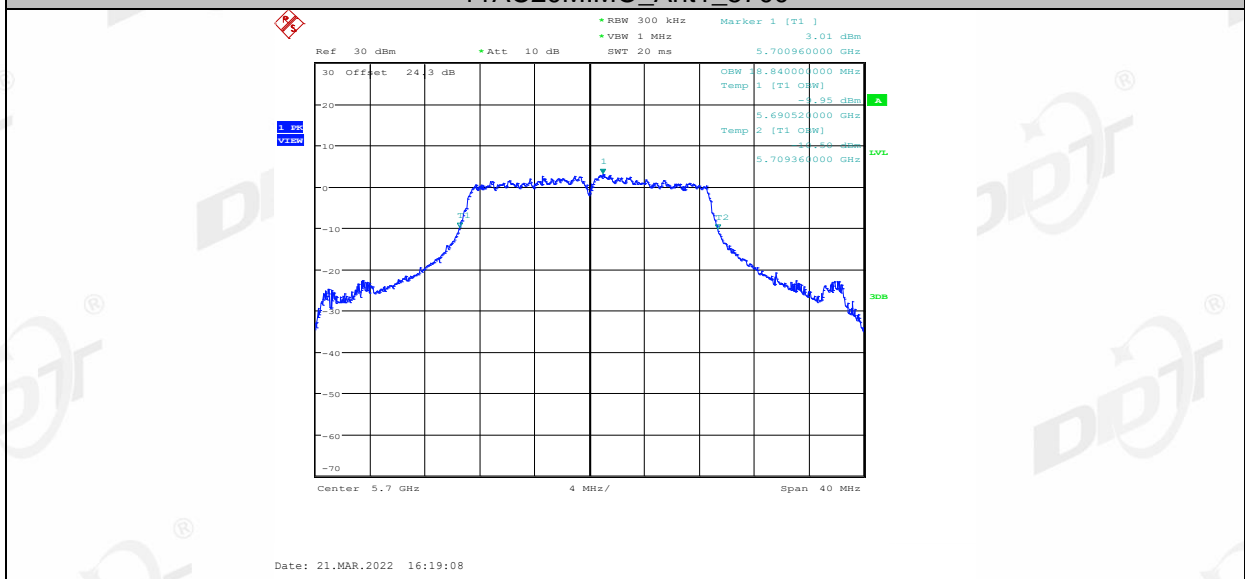
11AC20MIMO\_Ant1\_5580



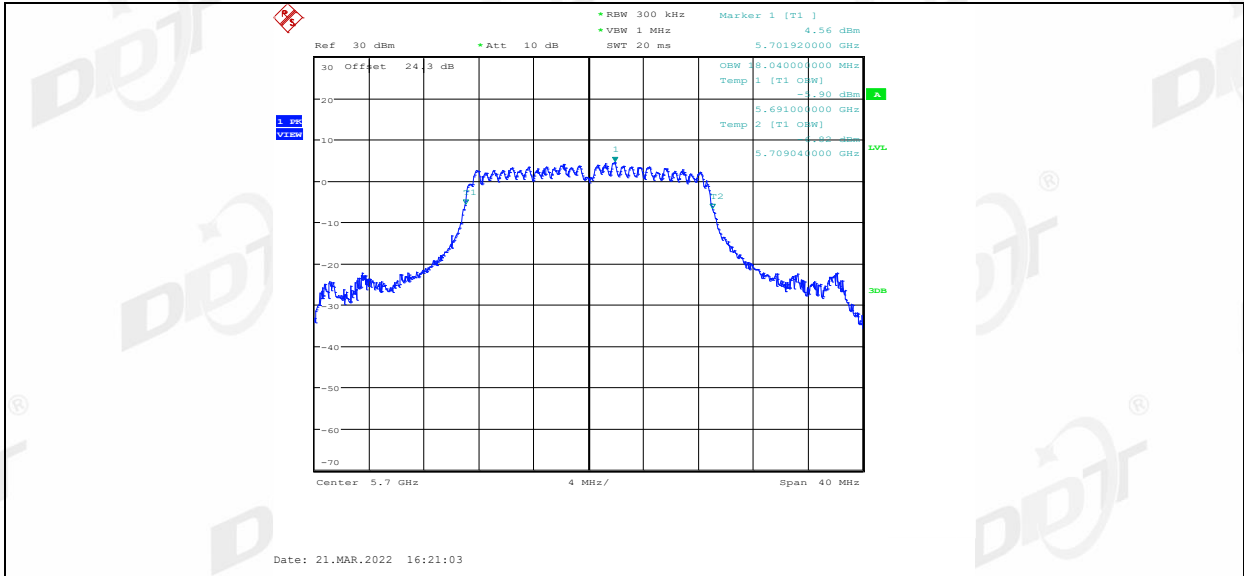
11AC20MIMO\_Ant2\_5580



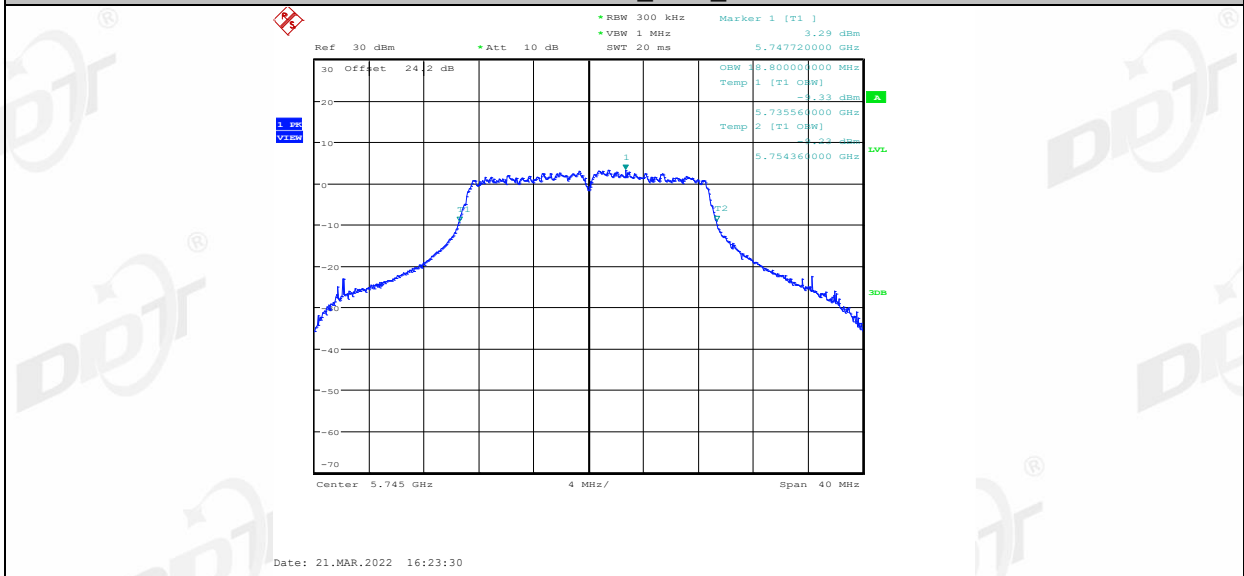
11AC20MIMO\_Ant1\_5700



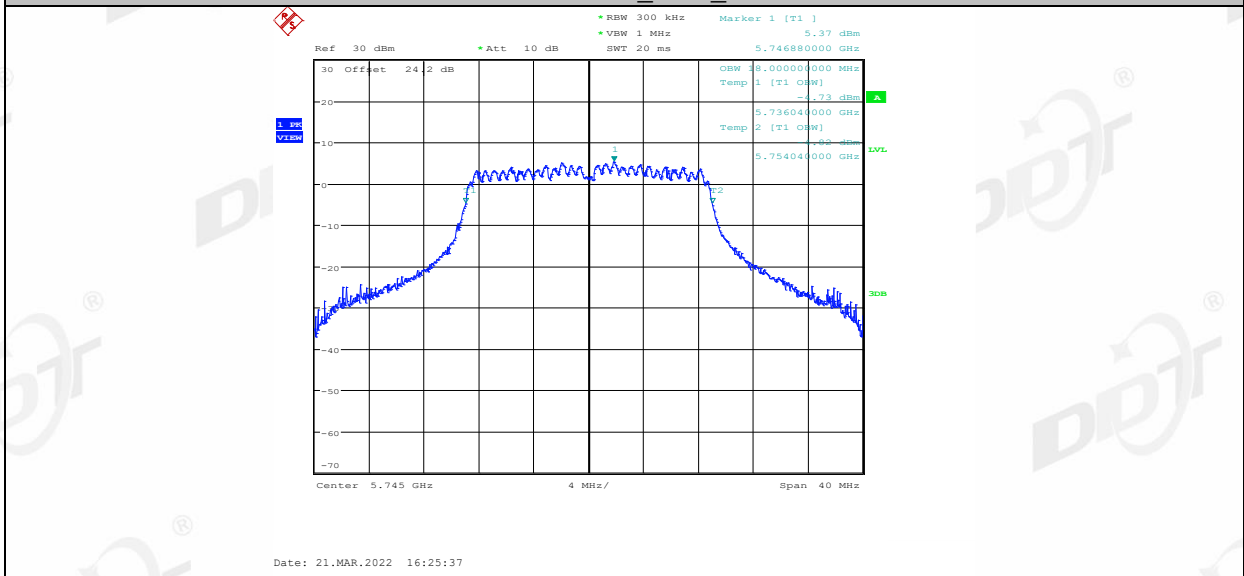
11AC20MIMO\_Ant2\_5700



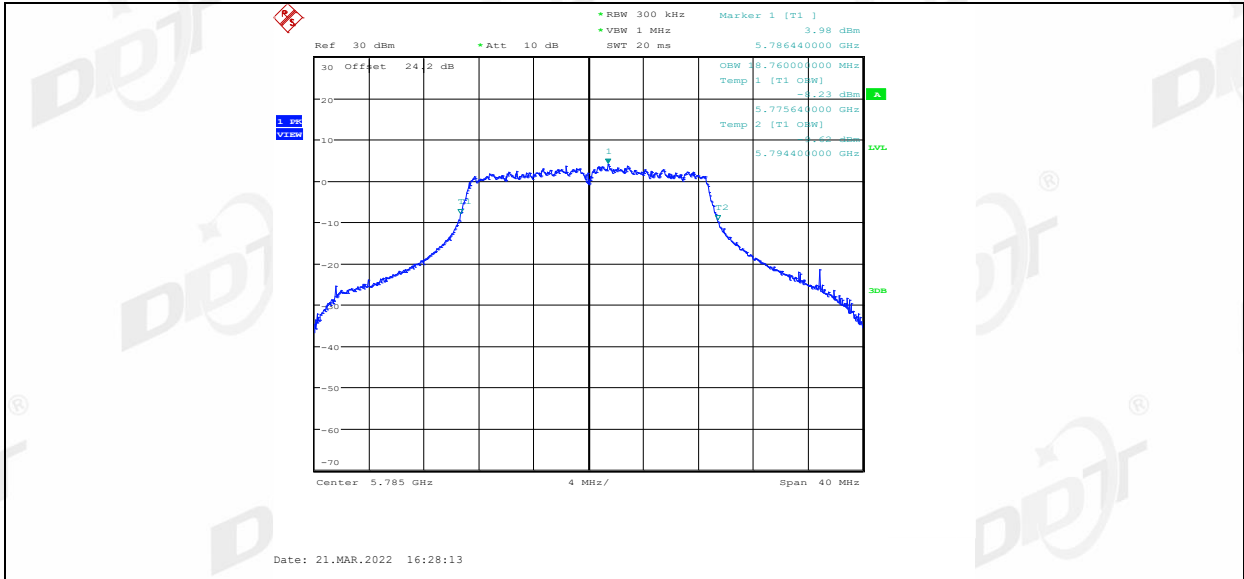
11AC20MIMO\_Ant1\_5745



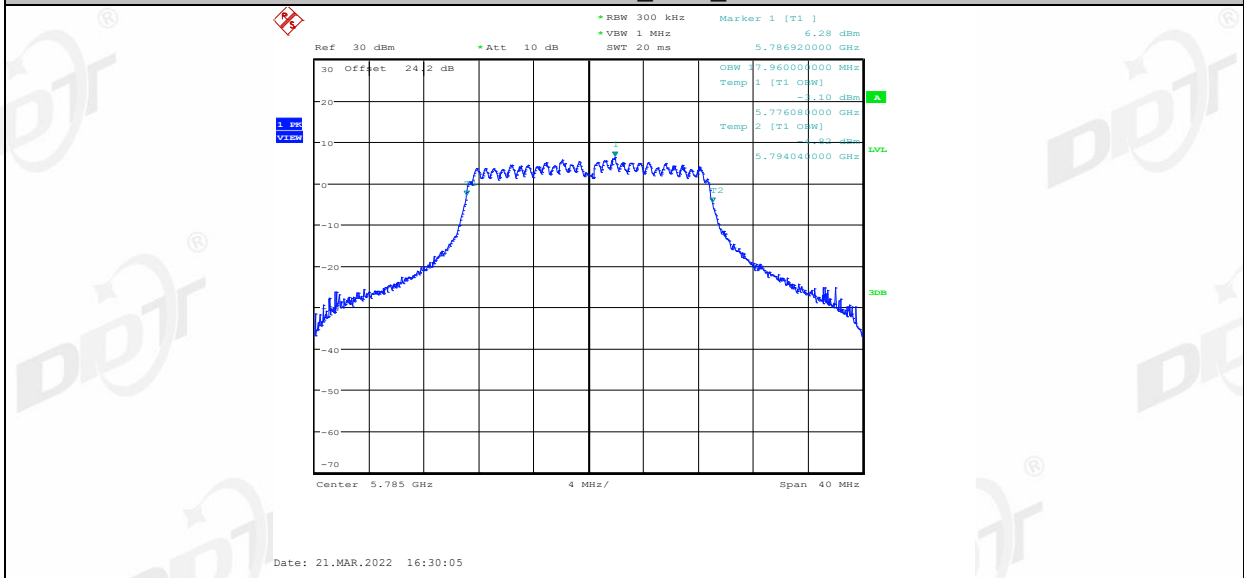
11AC20MIMO\_Ant2\_5745



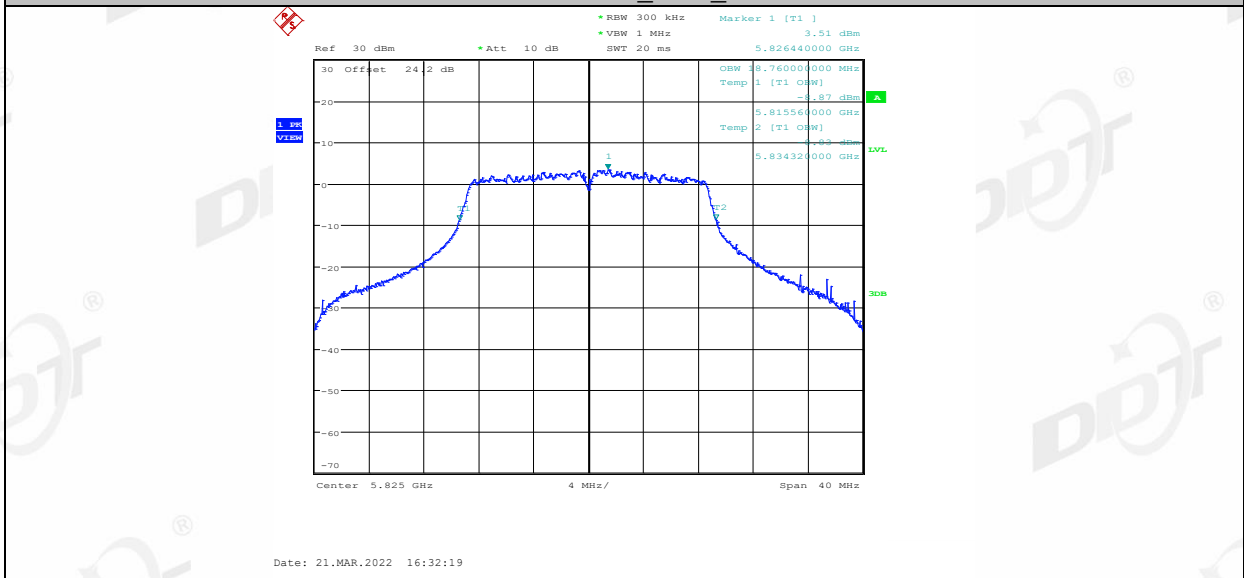
11AC20MIMO\_Ant1\_5785



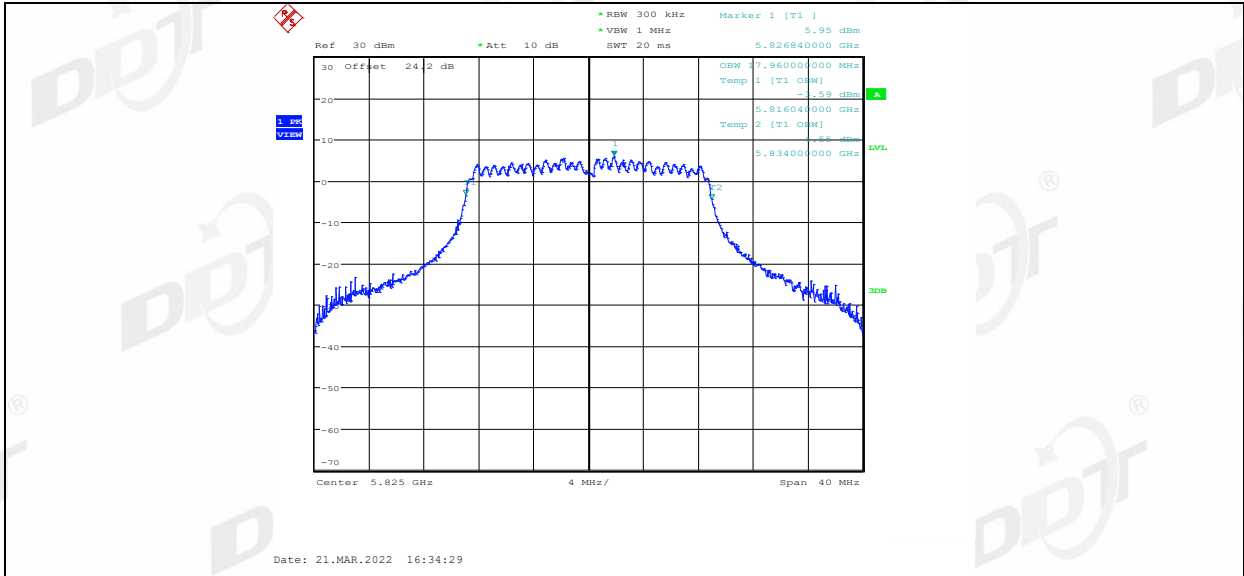
11AC20MIMO\_Ant2\_5785



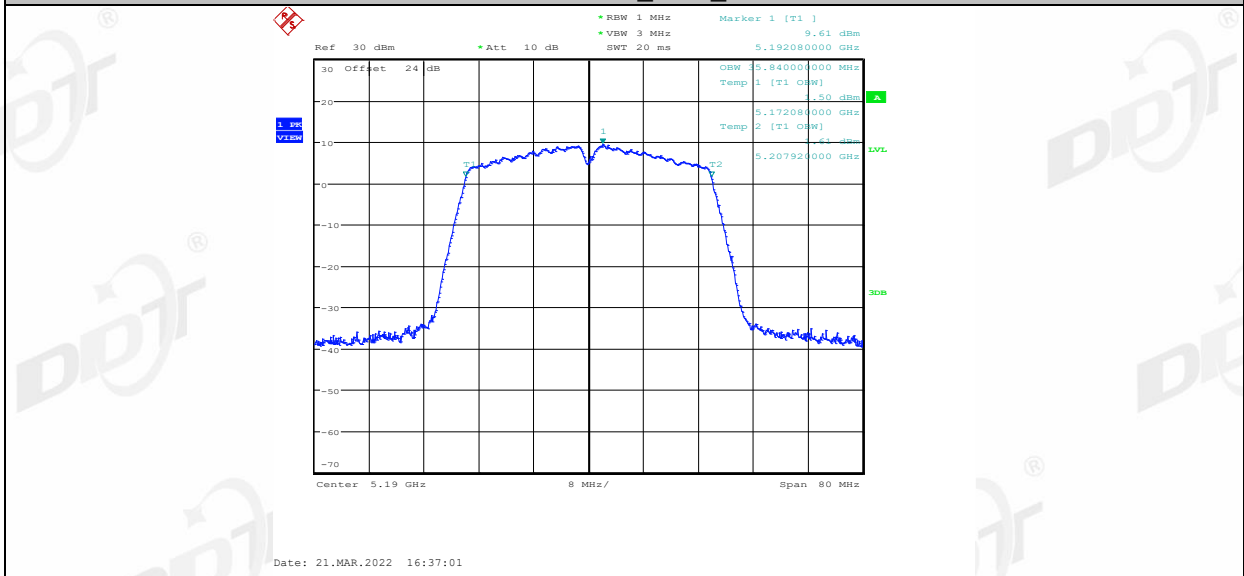
11AC20MIMO\_Ant1\_5825



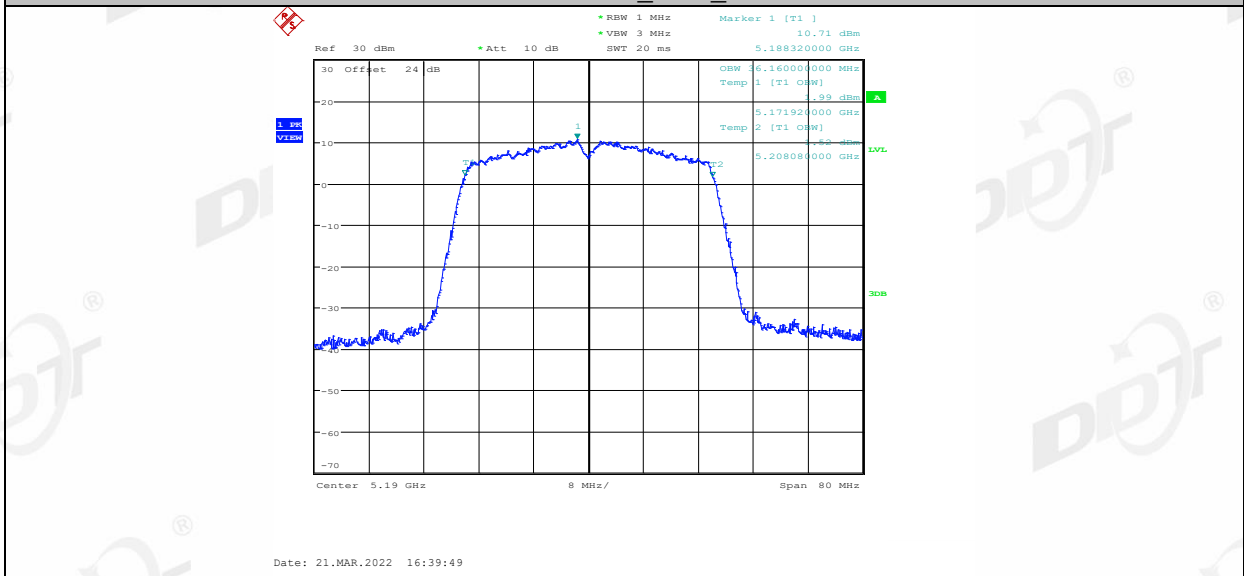
11AC20MIMO\_Ant2\_5825



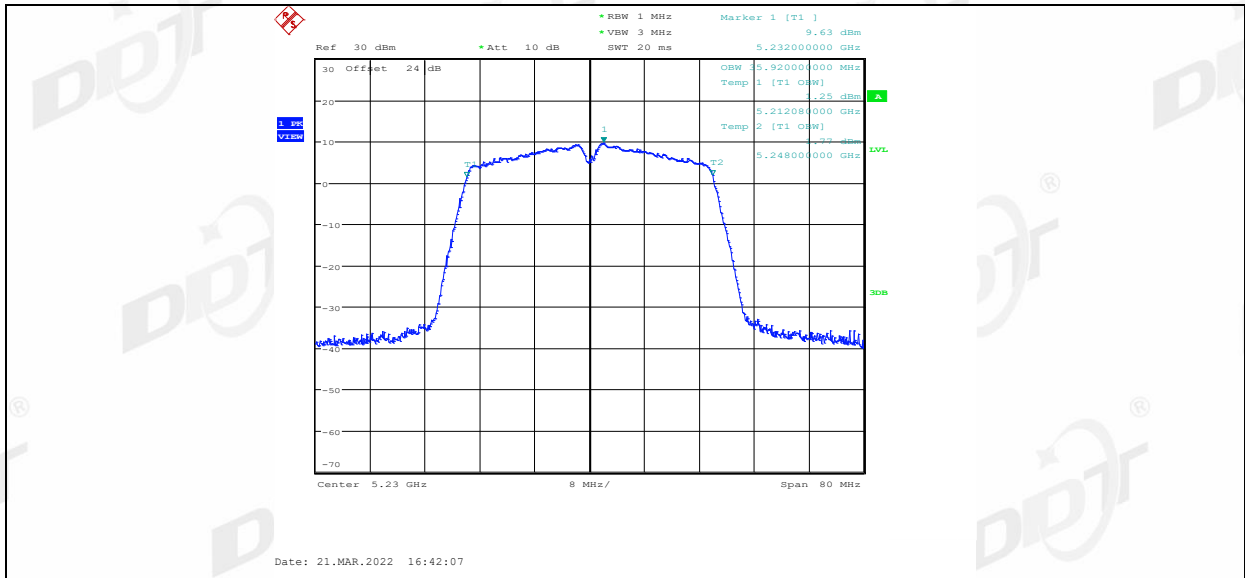
11AC40MIMO\_Ant1\_5190



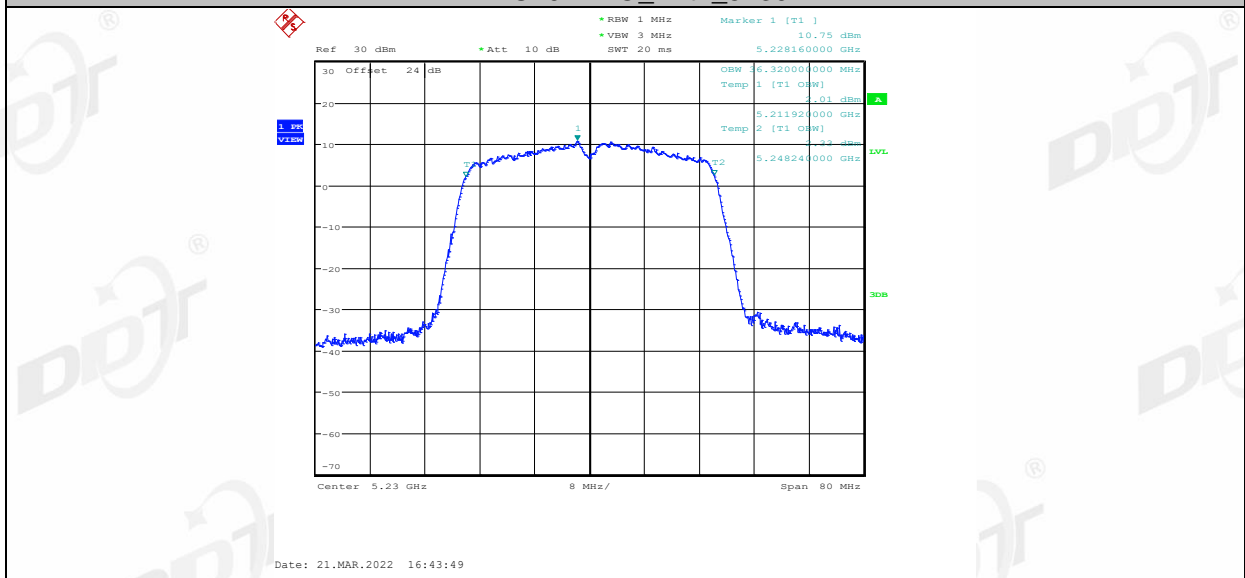
11AC40MIMO\_Ant2\_5190



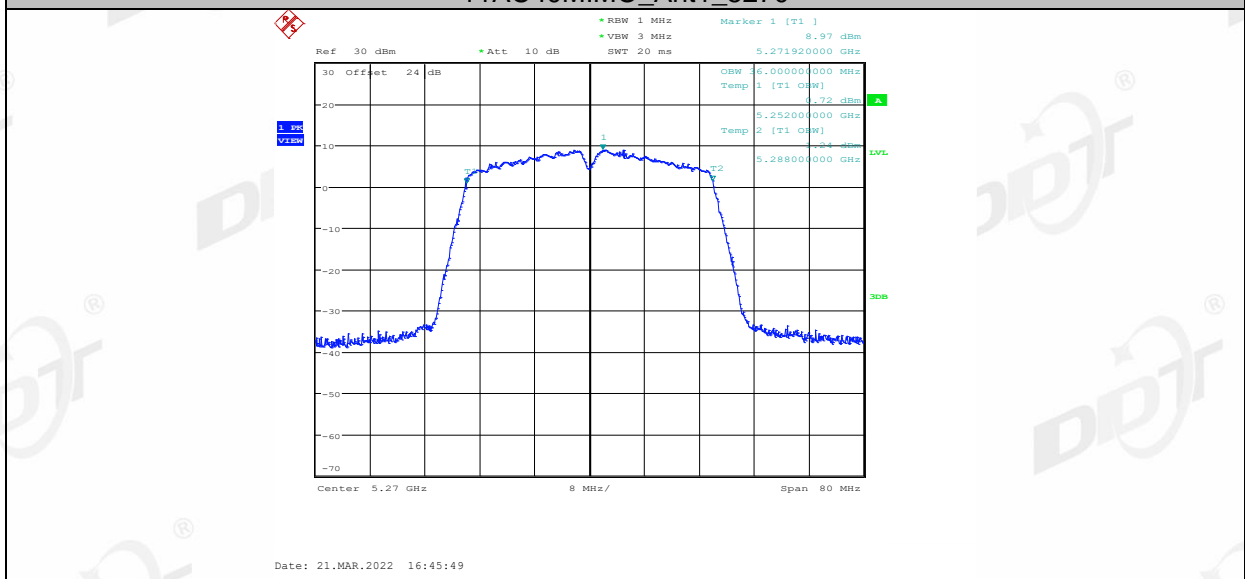
11AC40MIMO\_Ant1\_5230



11AC40MIMO\_Ant2\_5230

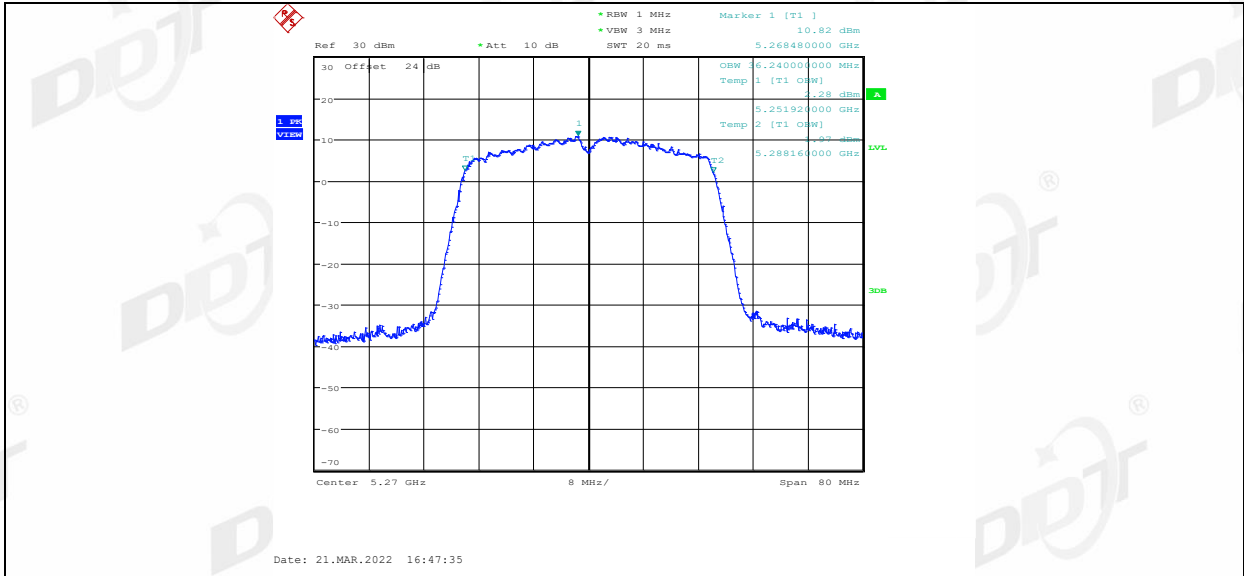


11AC40MIMO\_Ant1\_5270

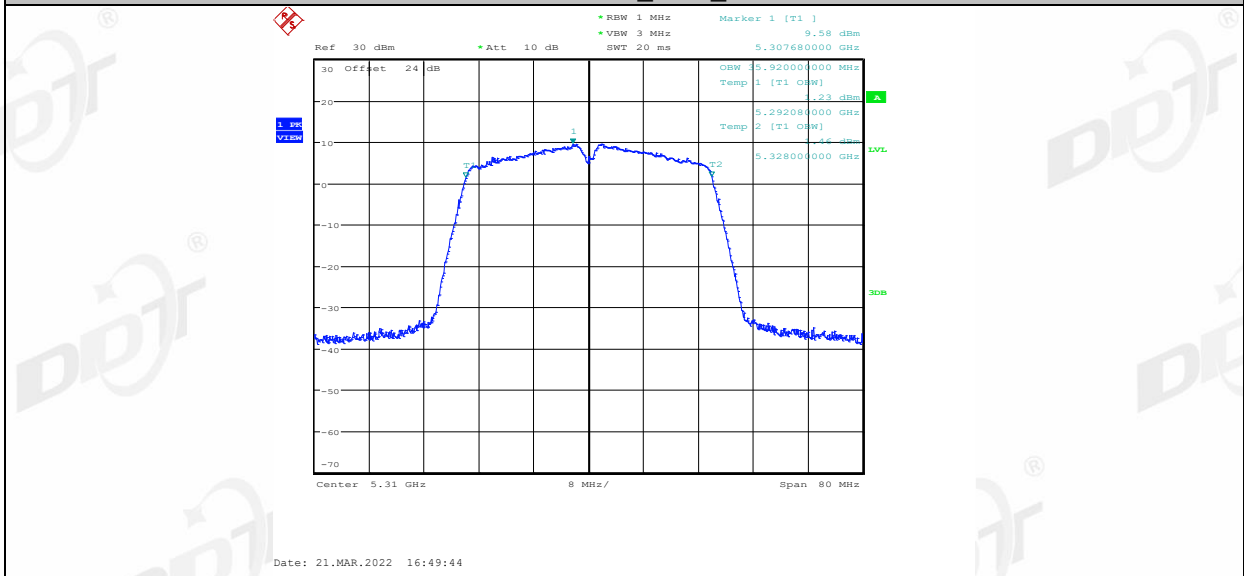


11AC40MIMO\_Ant2\_5270

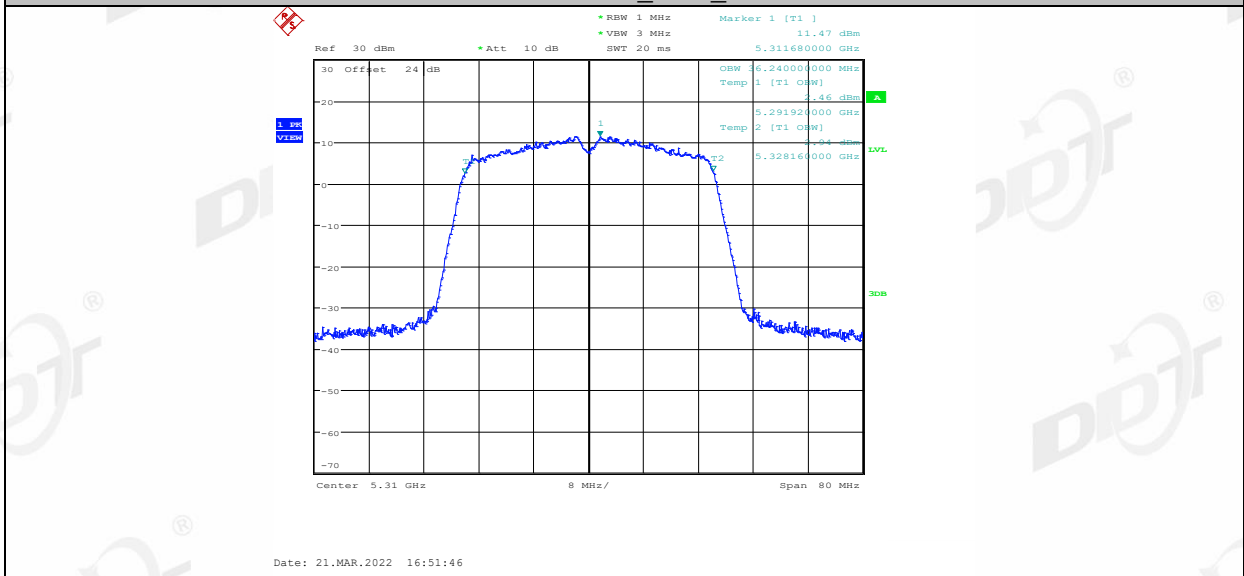




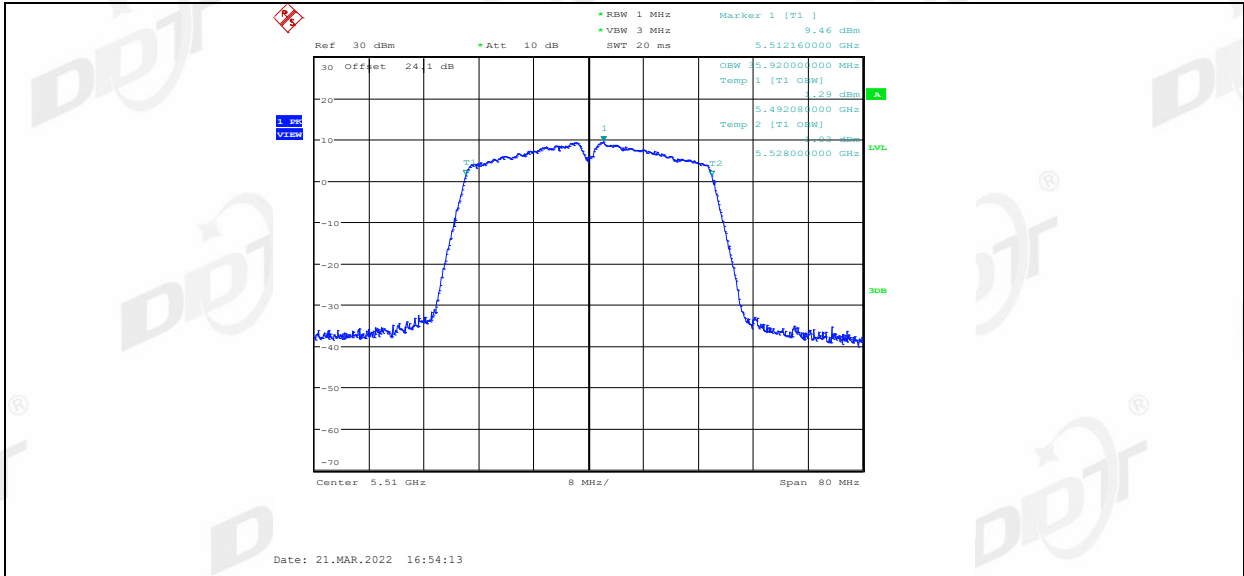
11AC40MIMO\_Ant1\_5310



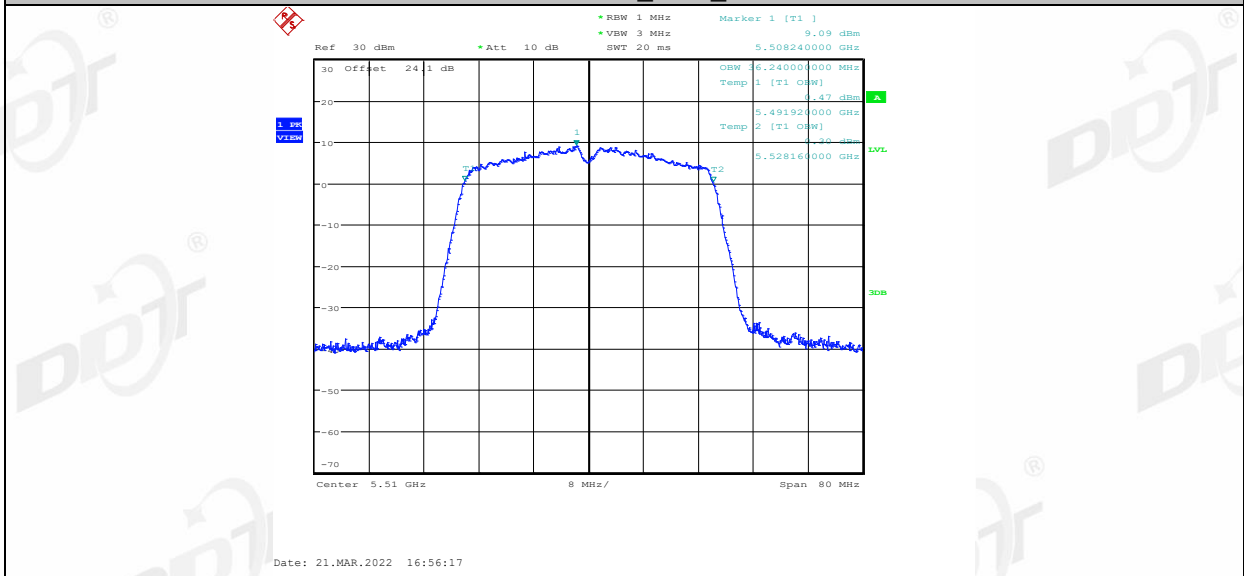
11AC40MIMO\_Ant2\_5310



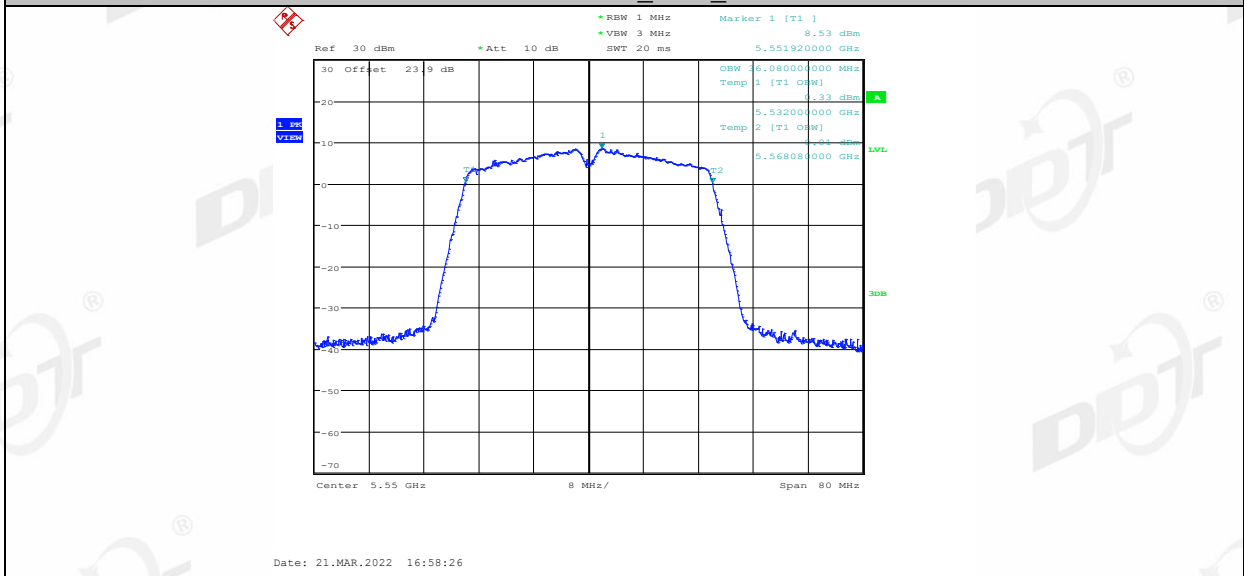
11AC40MIMO\_Ant1\_5510



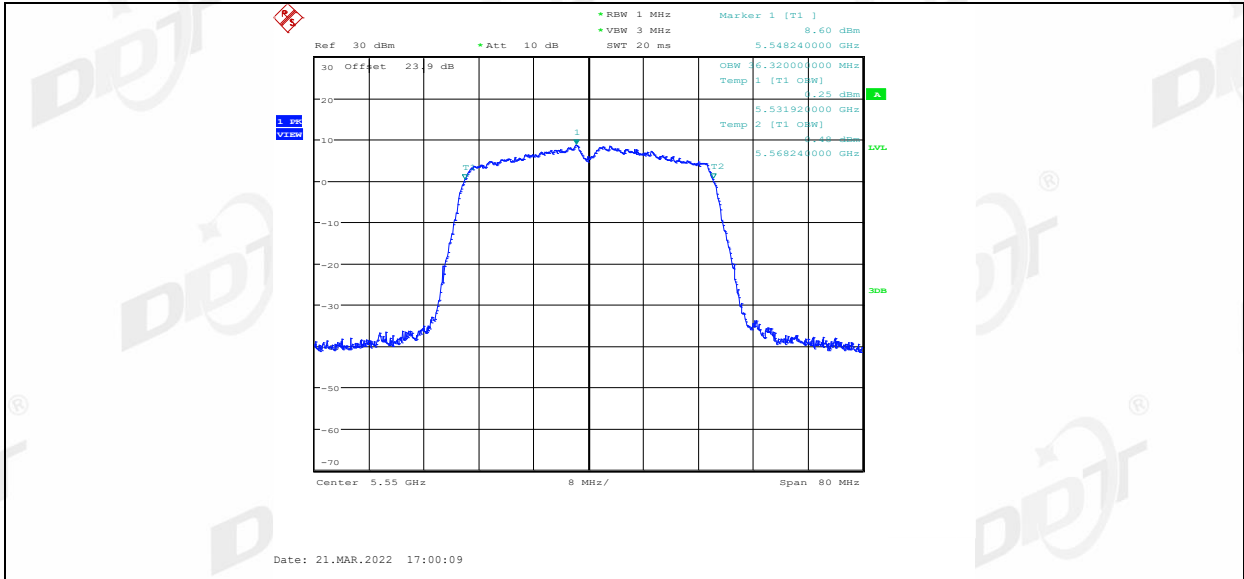
11AC40MIMO\_Ant2\_5510



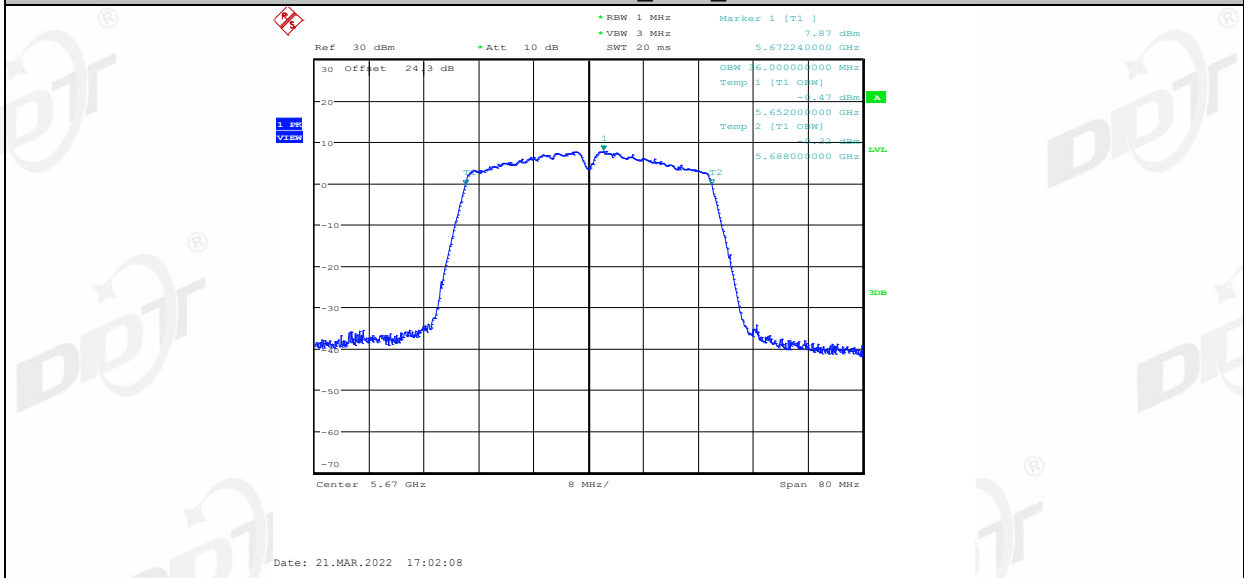
11AC40MIMO\_Ant1\_5550



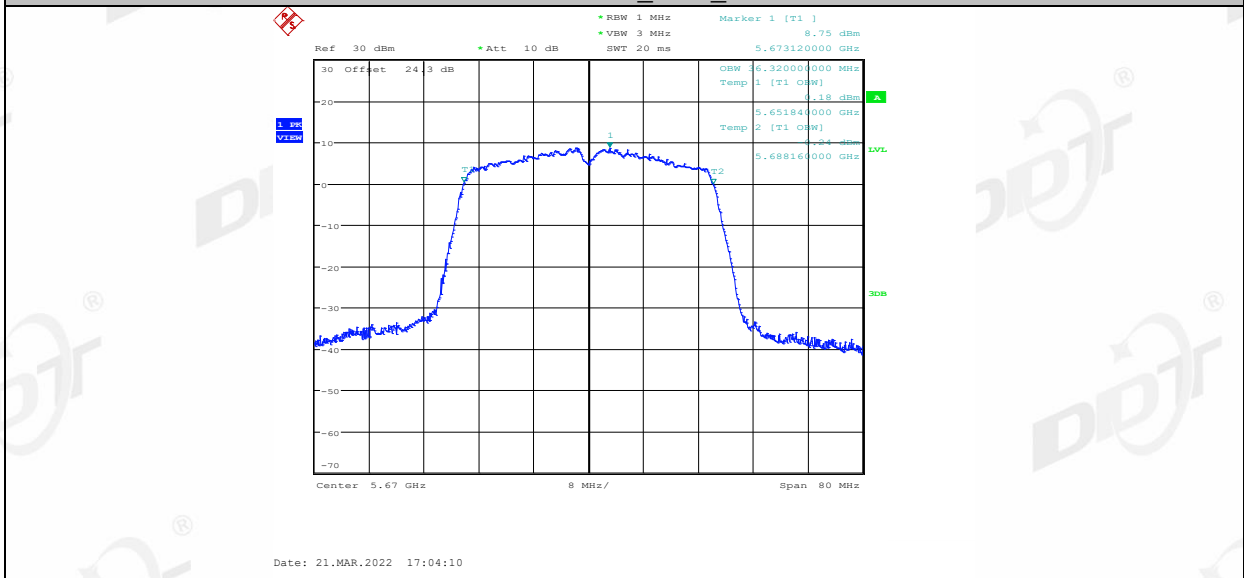
11AC40MIMO\_Ant2\_5550



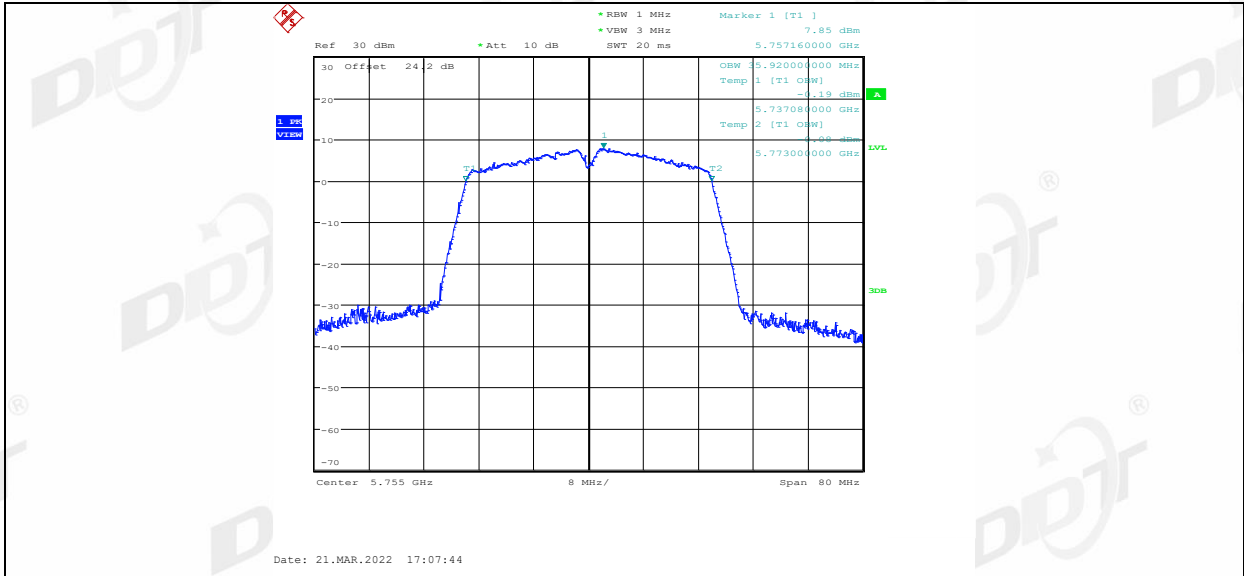
11AC40MIMO\_Ant1\_5670



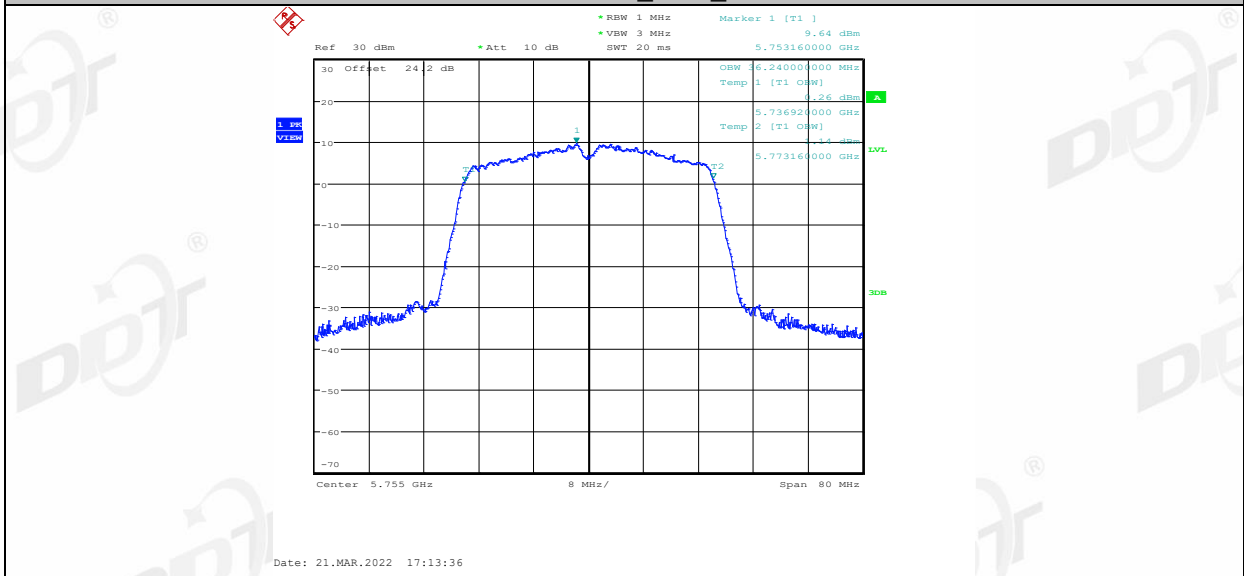
11AC40MIMO\_Ant2\_5670



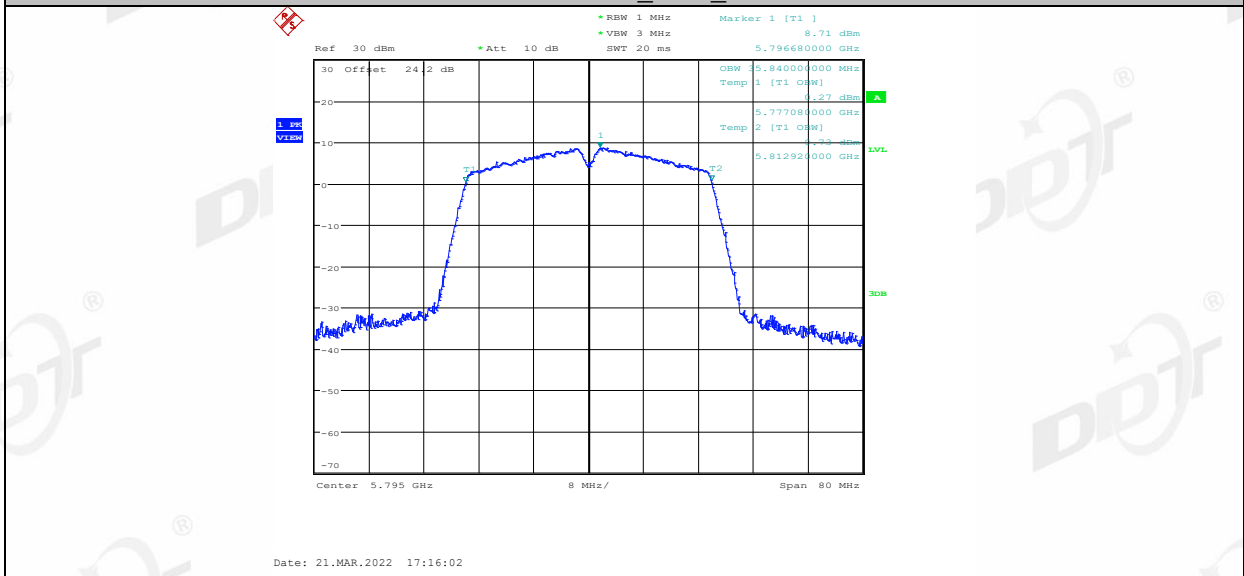
11AC40MIMO\_Ant1\_5755



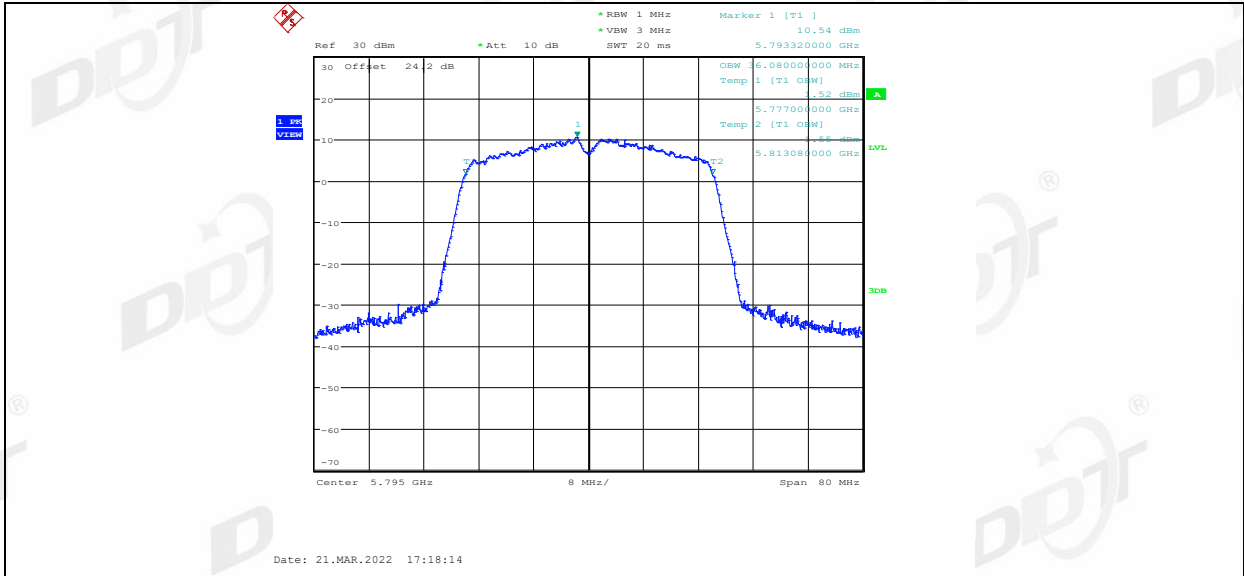
11AC40MIMO\_Ant2\_5755



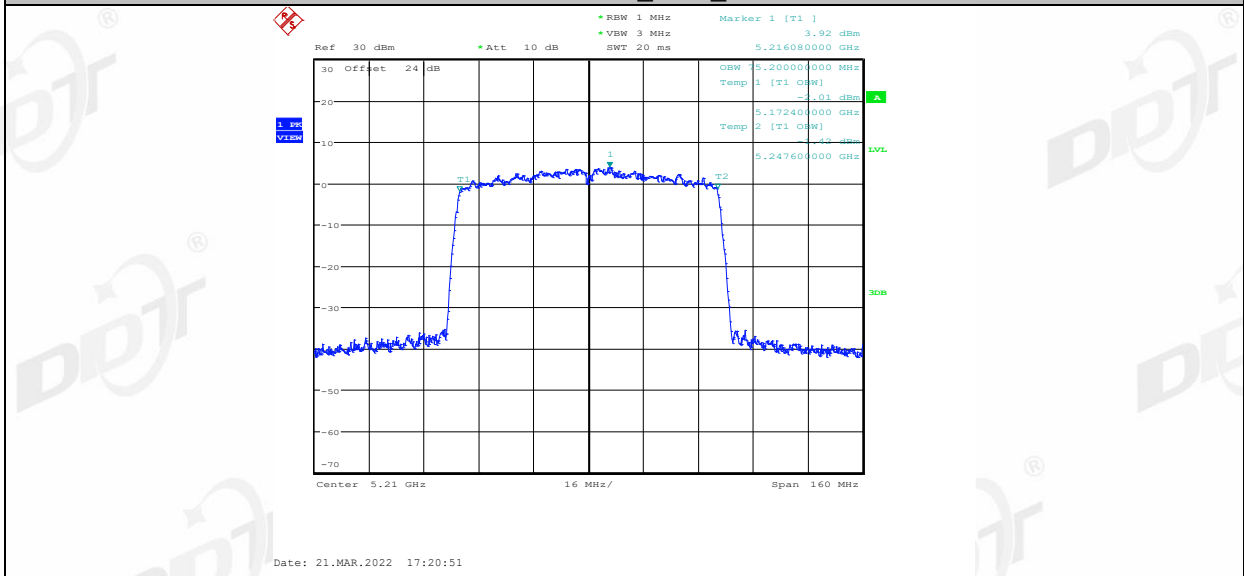
11AC40MIMO\_Ant1\_5795



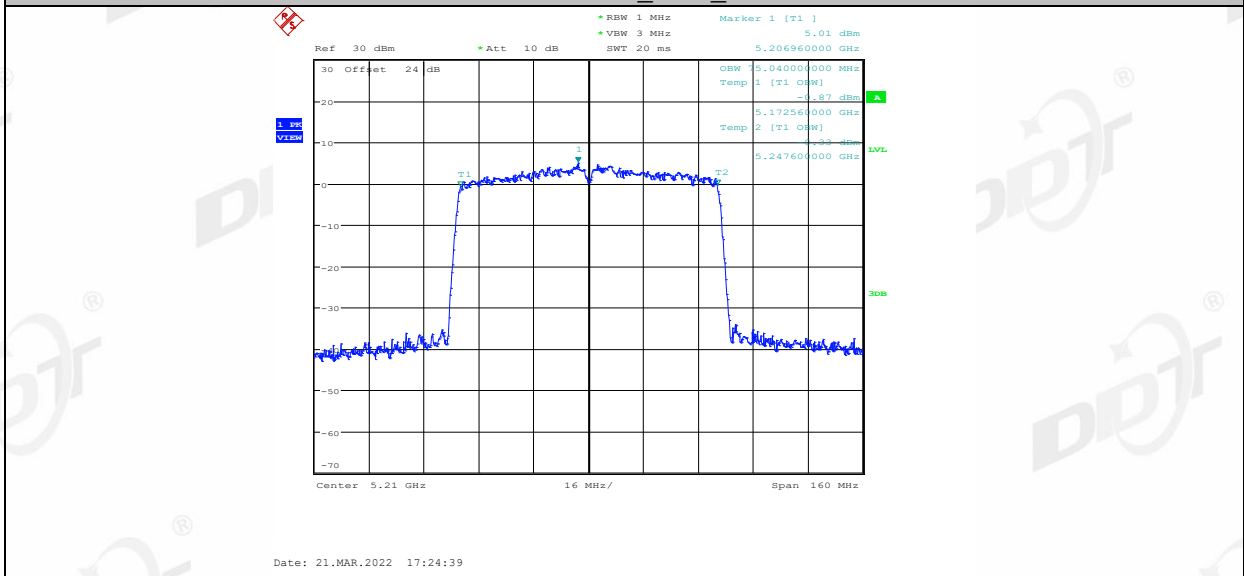
11AC40MIMO\_Ant2\_5795



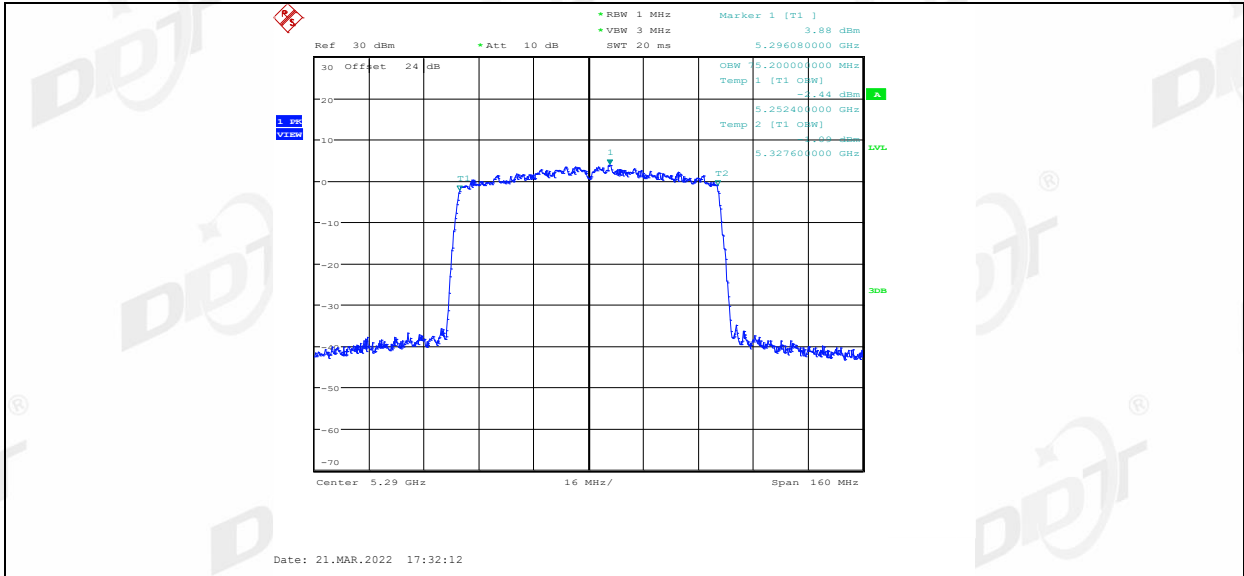
11AC80MIMO\_Ant1\_5210



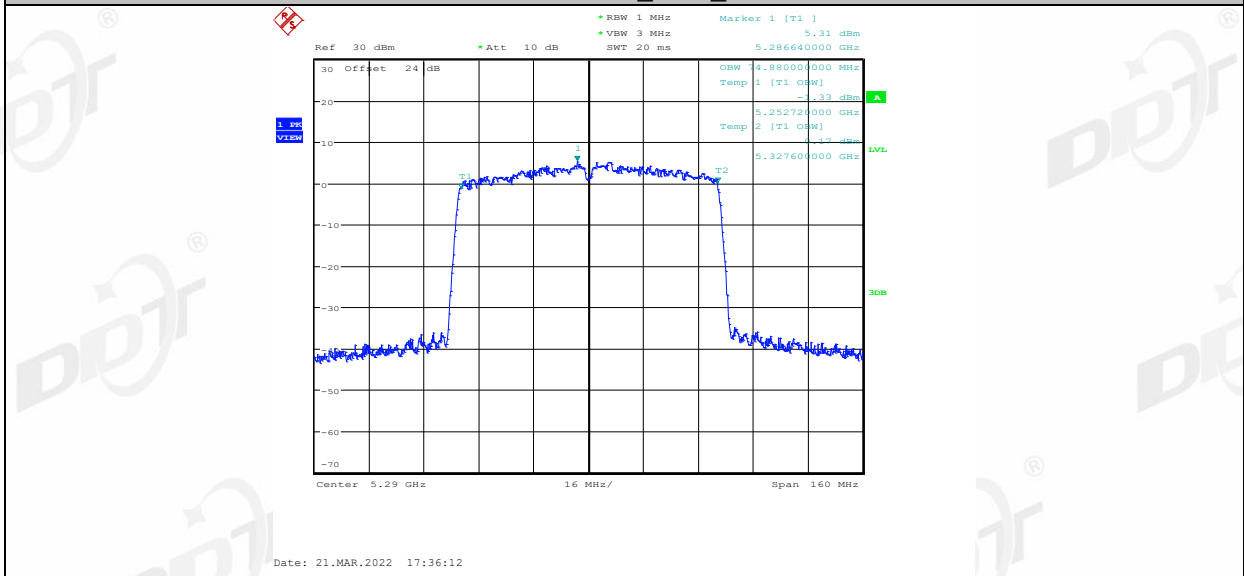
11AC80MIMO\_Ant2\_5210



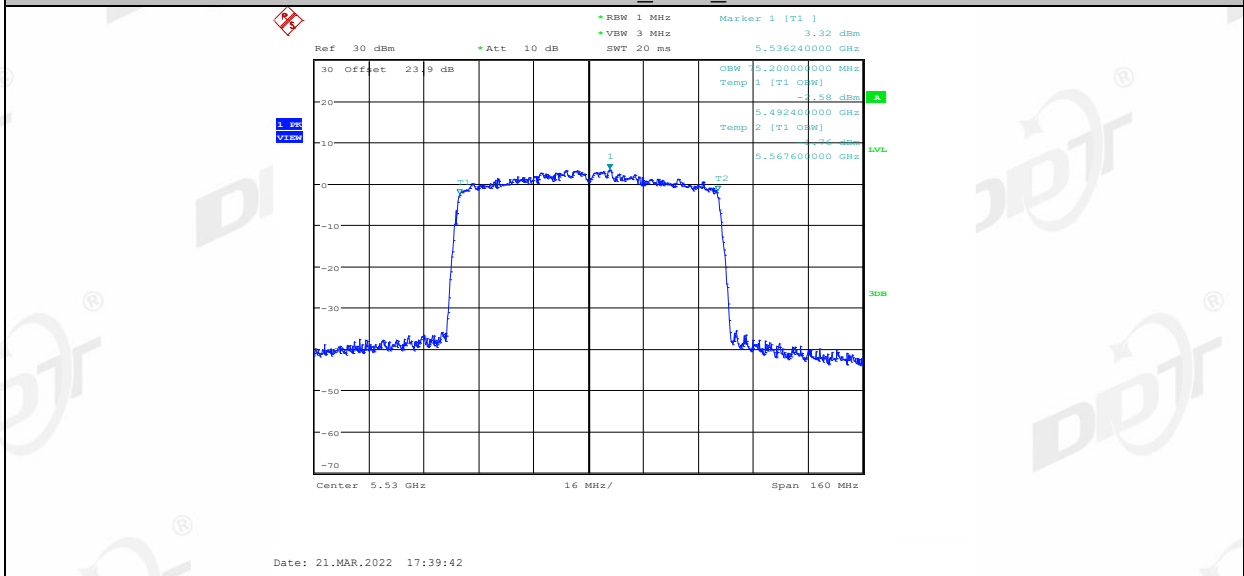
11AC80MIMO\_Ant1\_5290



11AC80MIMO\_Ant2\_5290

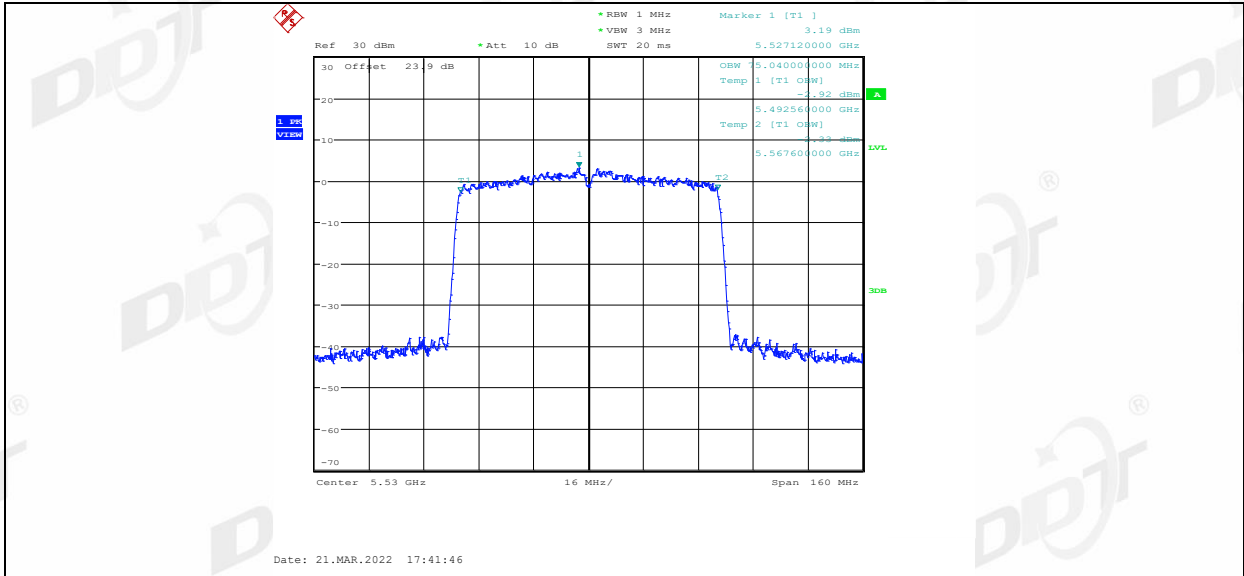


11AC80MIMO\_Ant1\_5530

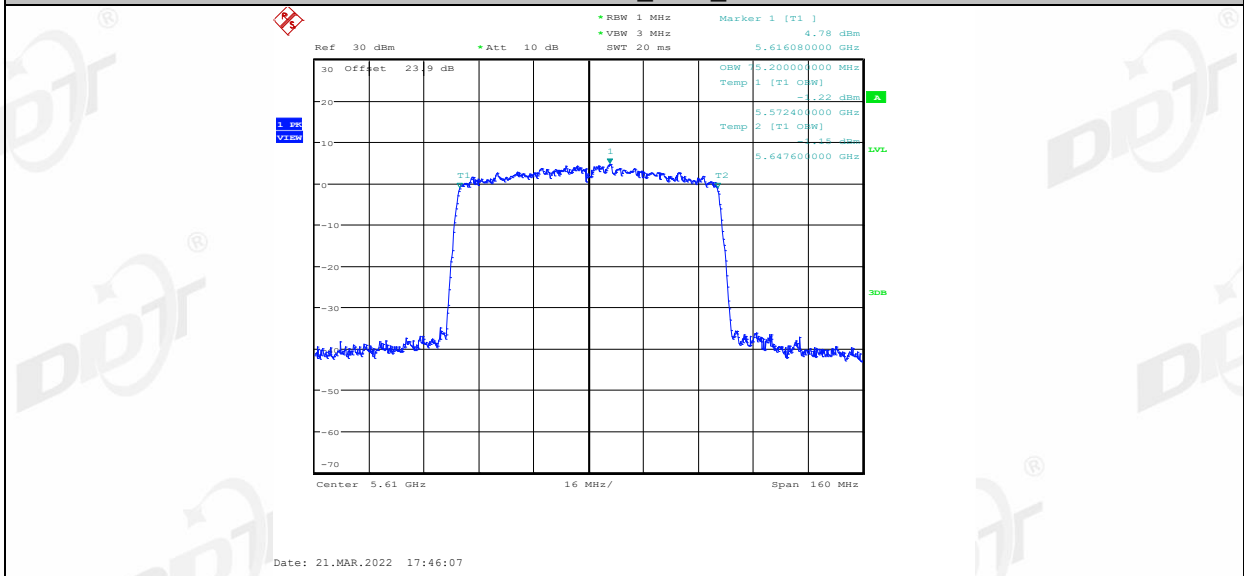


11AC80MIMO\_Ant2\_5530

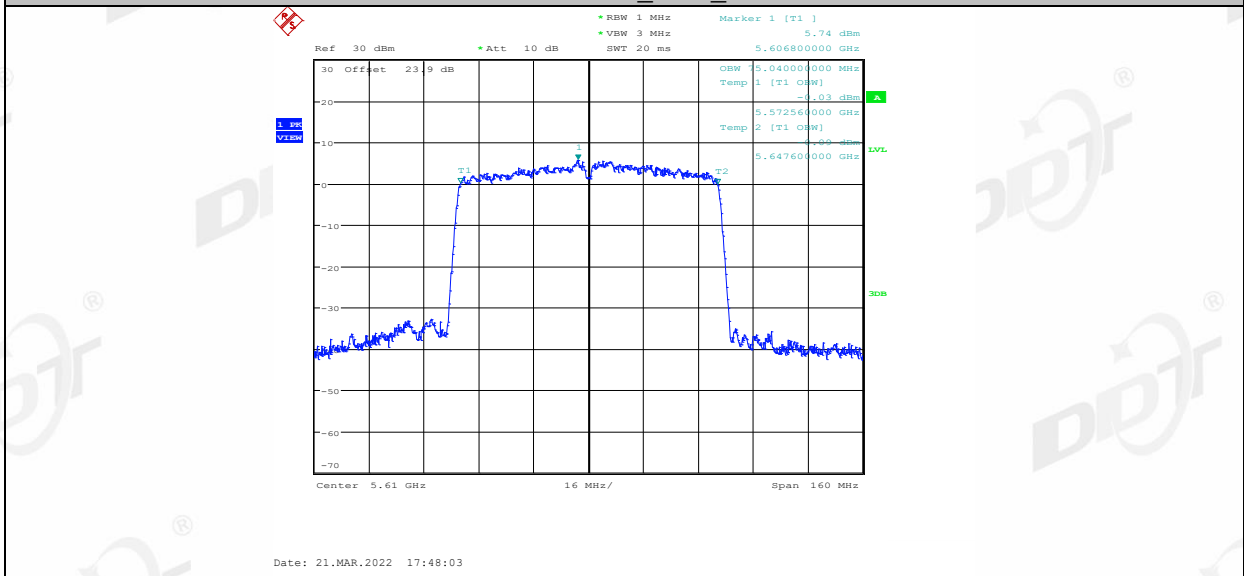




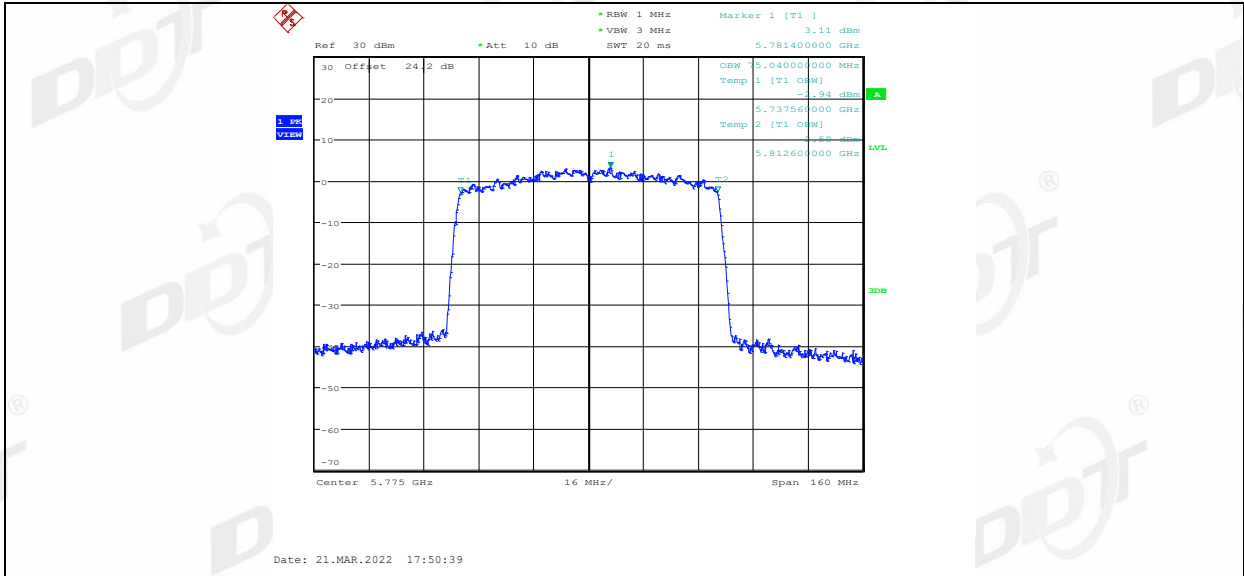
11AC80MIMO\_Ant1\_5610



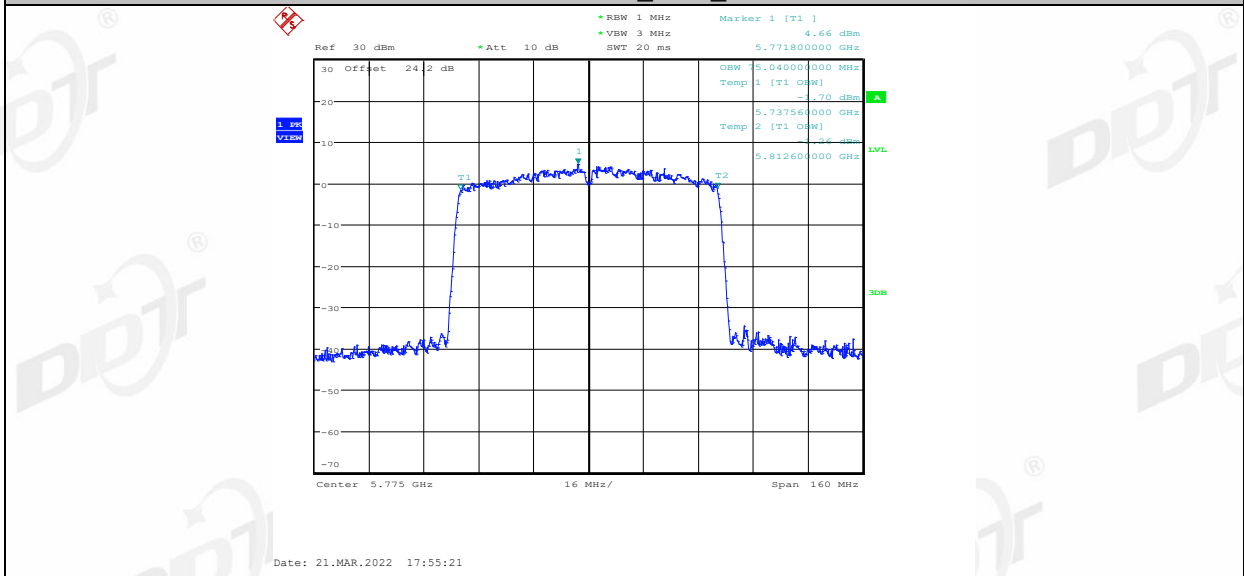
11AC80MIMO\_Ant2\_5610



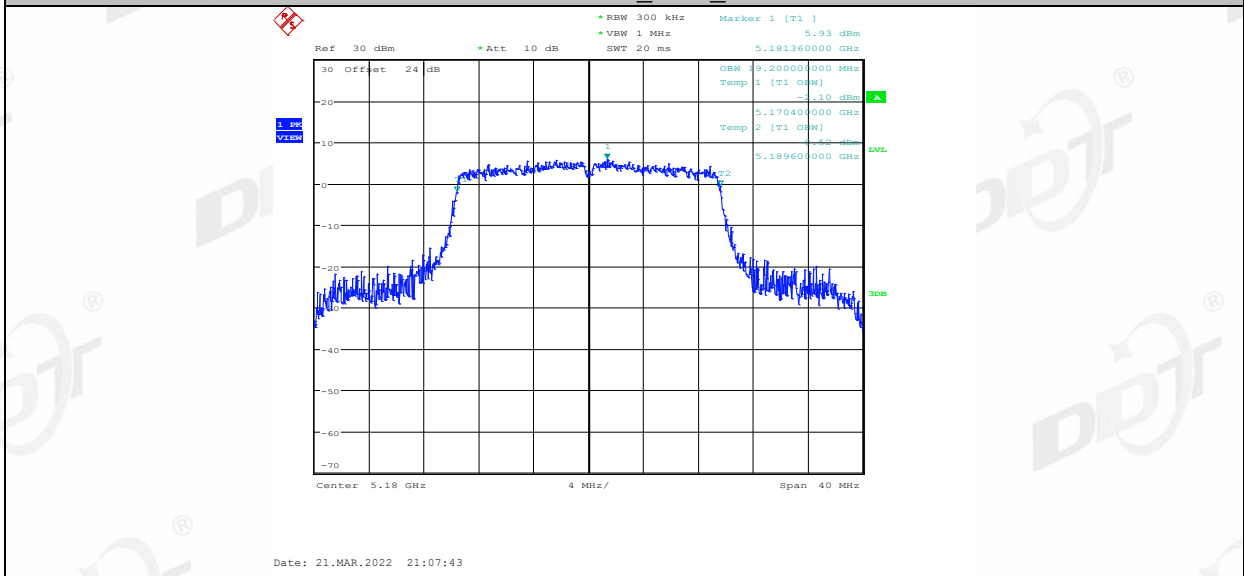
11AC80MIMO\_Ant1\_5775



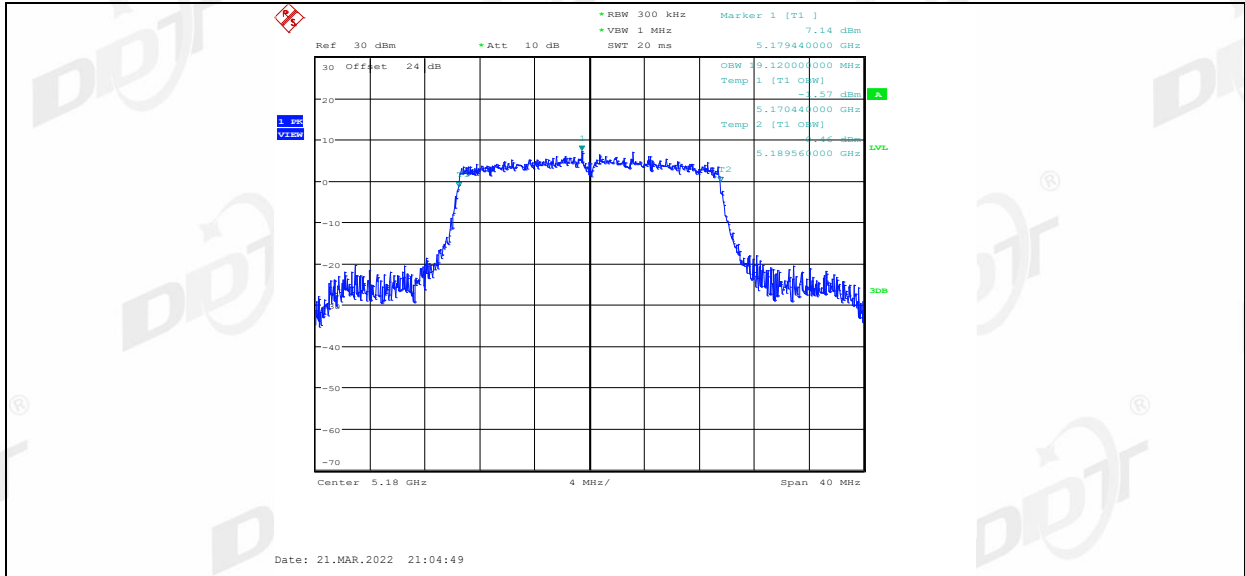
11AC80MIMO\_Ant2\_5775



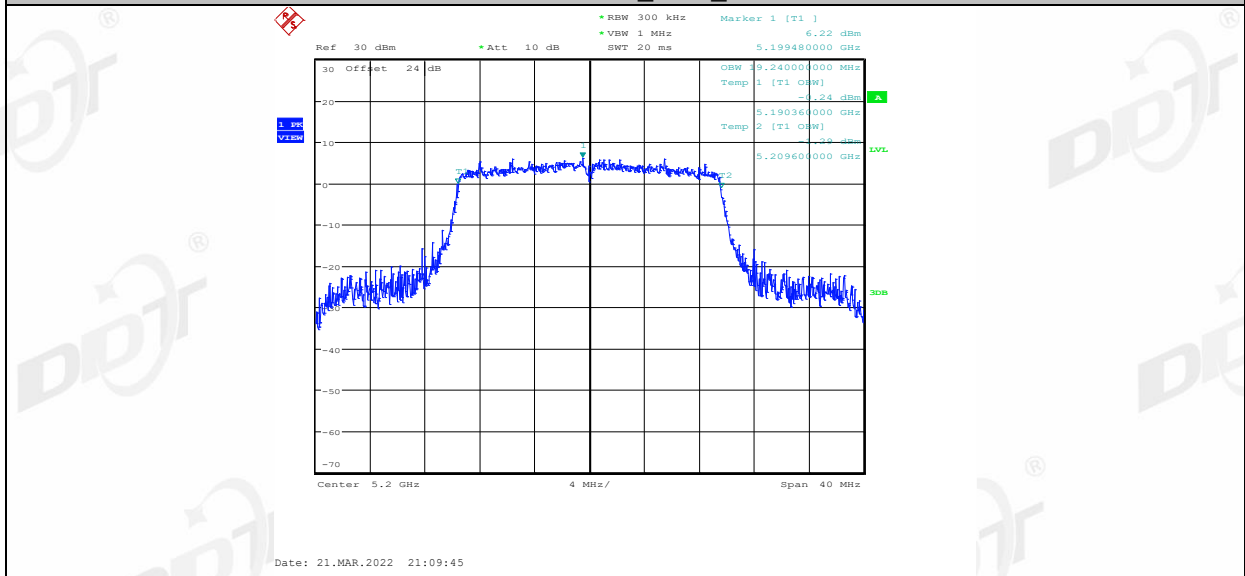
11AX20MIMO\_Ant1\_5180



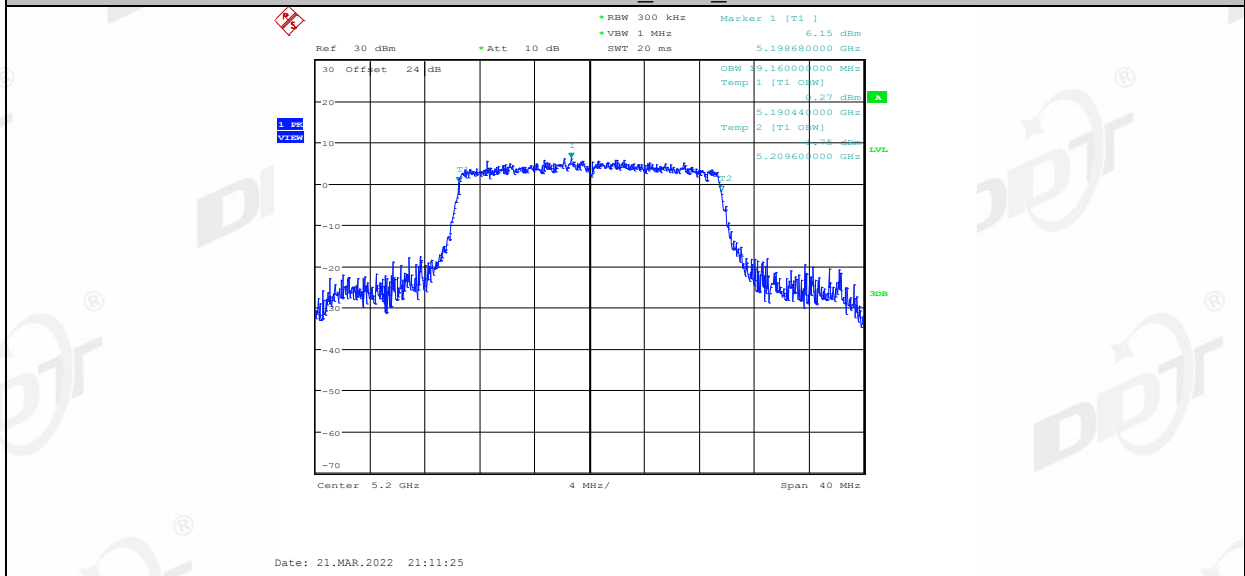
11AX20MIMO\_Ant2\_5180



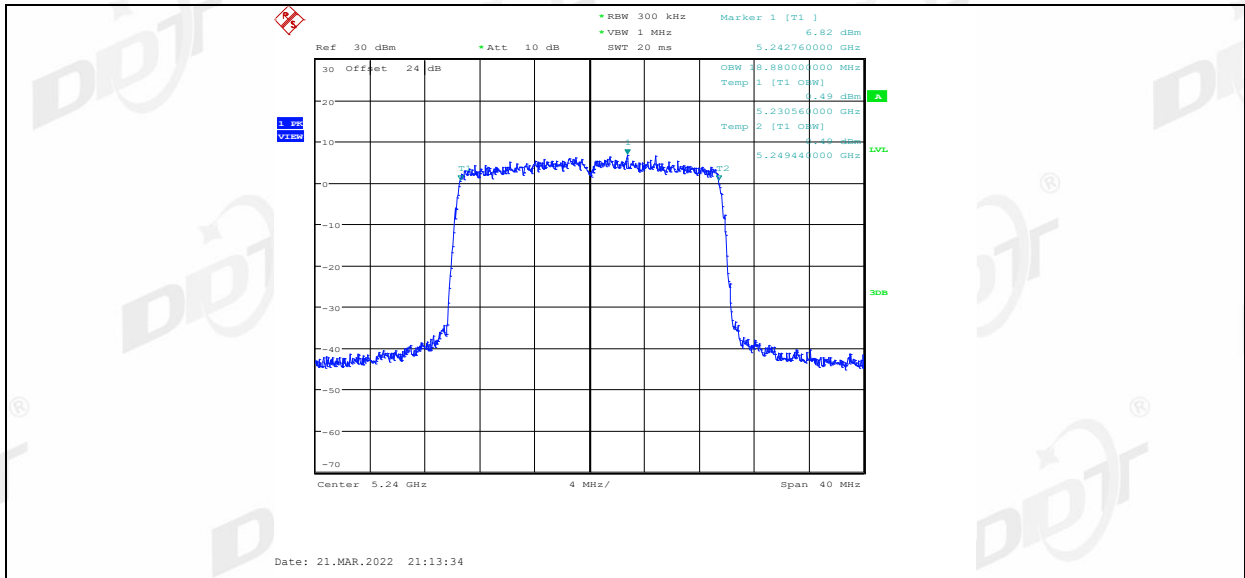
11AX20MIMO\_Ant1\_5200



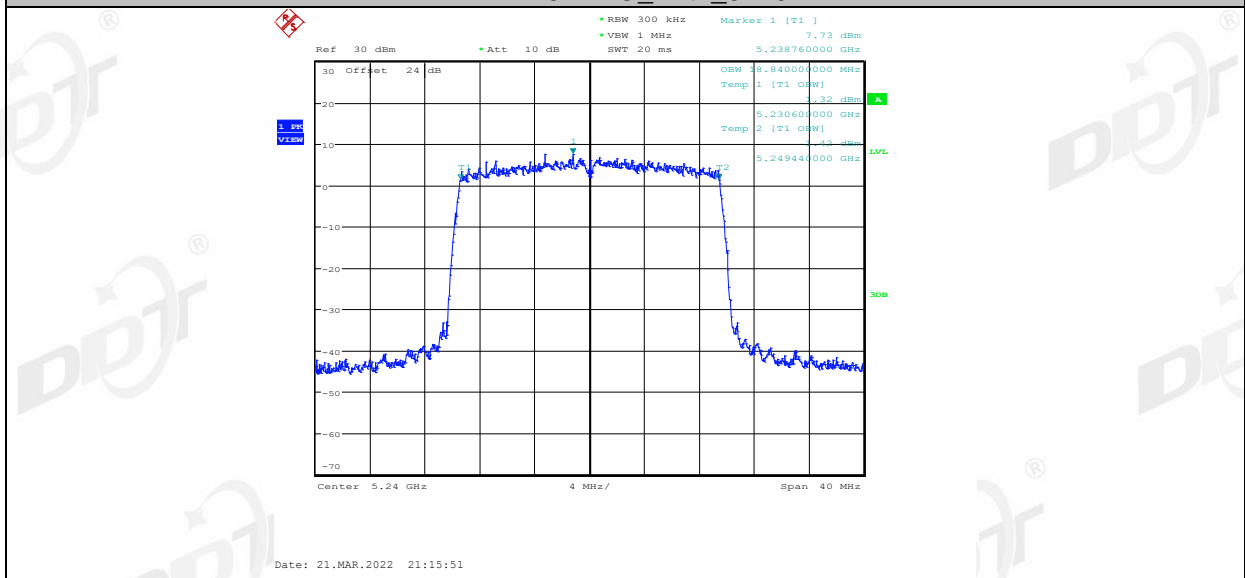
11AX20MIMO\_Ant2\_5200



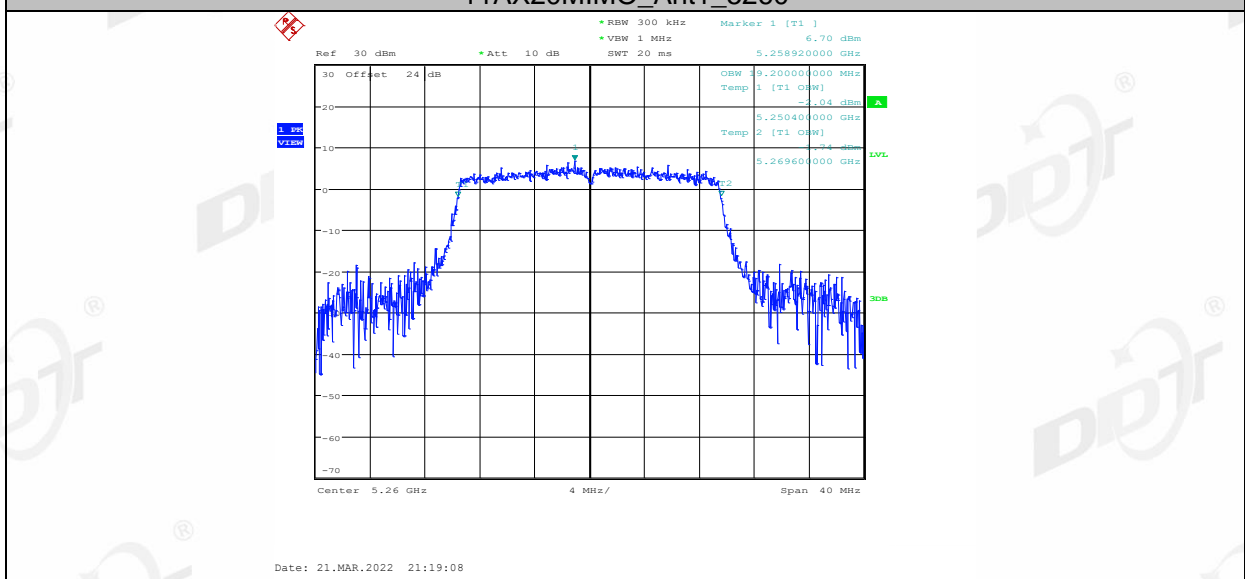
11AX20MIMO\_Ant1\_5240



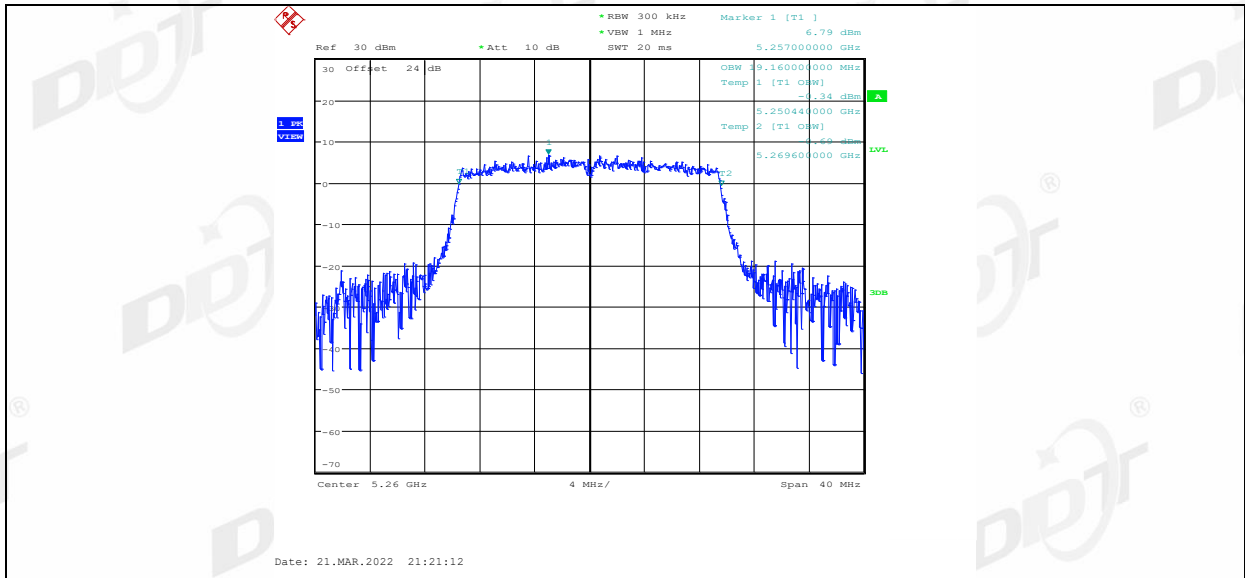
11AX20MIMO\_Ant2\_5240



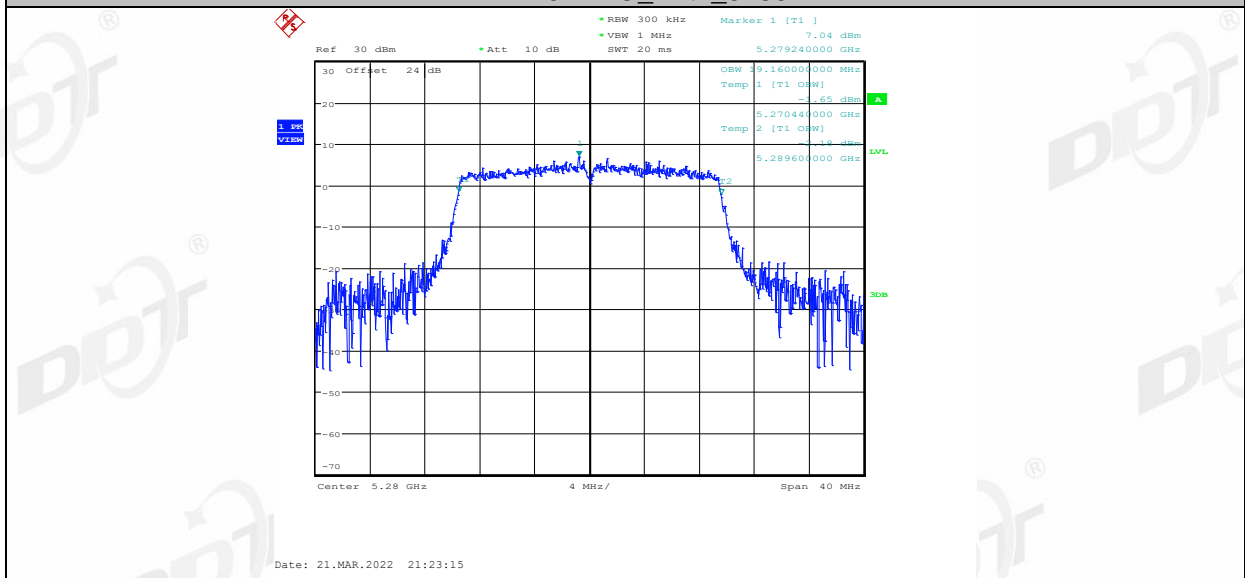
11AX20MIMO\_Ant1\_5260



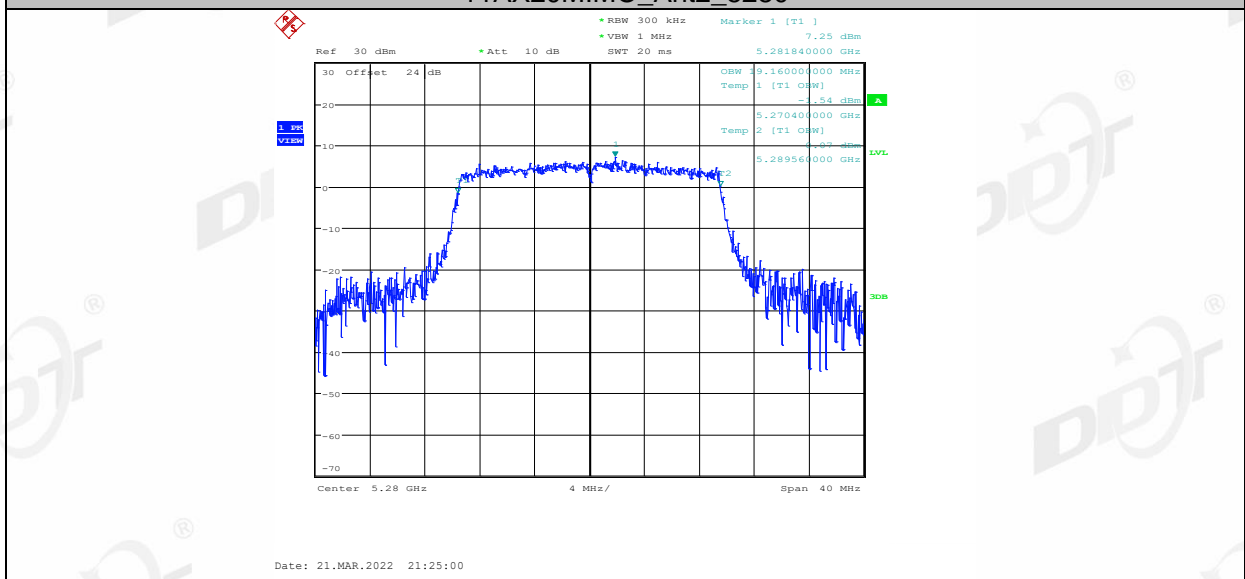
11AX20MIMO\_Ant2\_5260



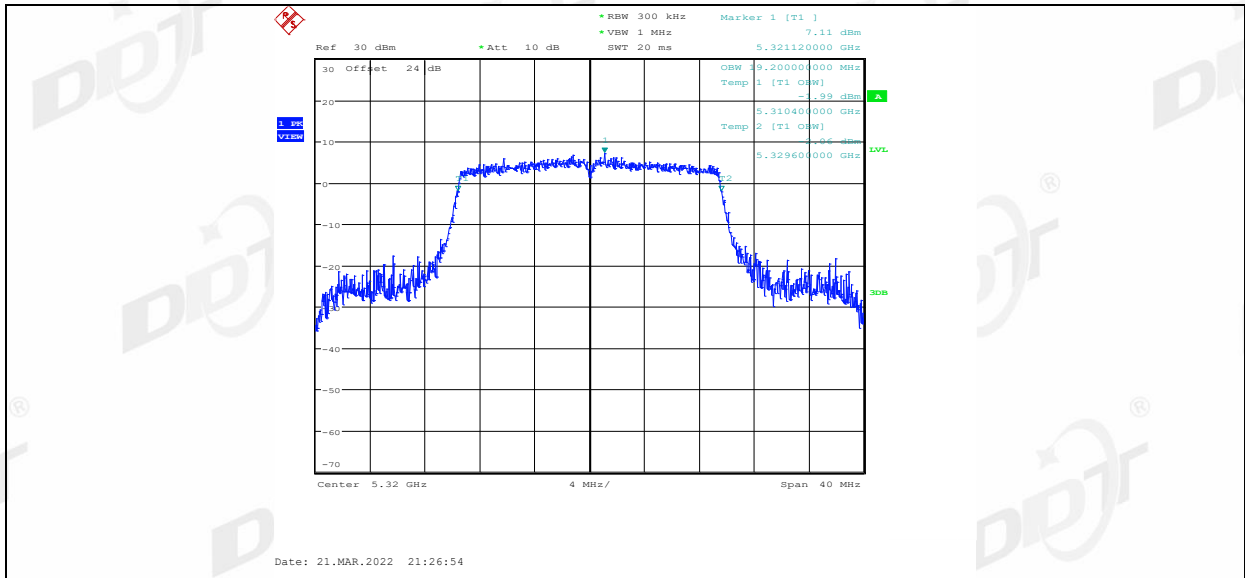
11AX20MIMO\_Ant1\_5280



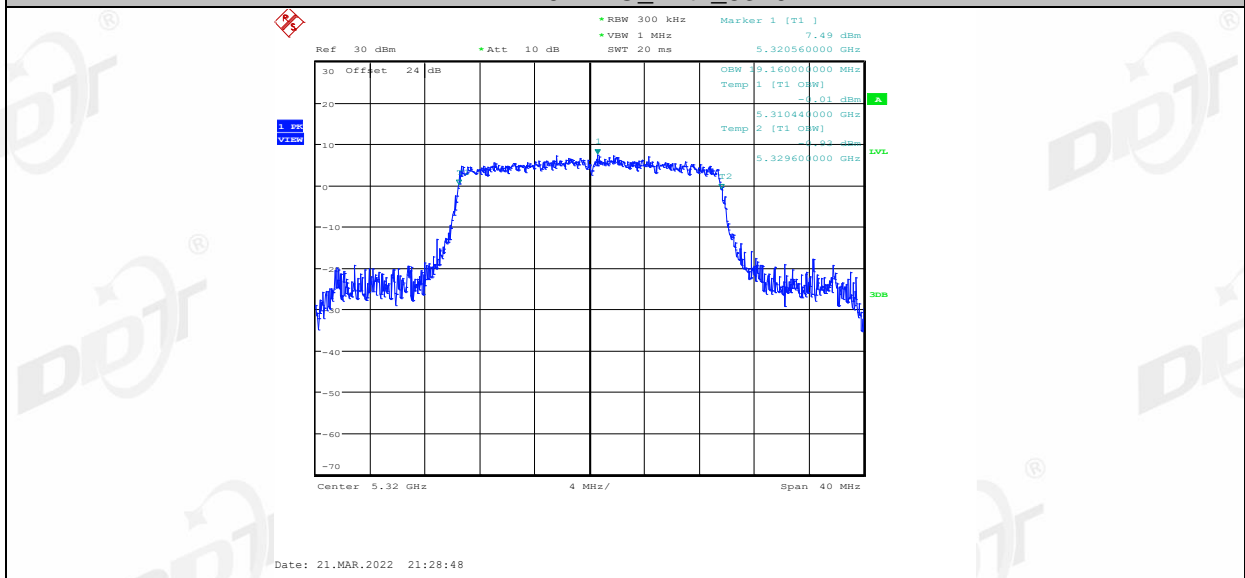
11AX20MIMO\_Ant2\_5280



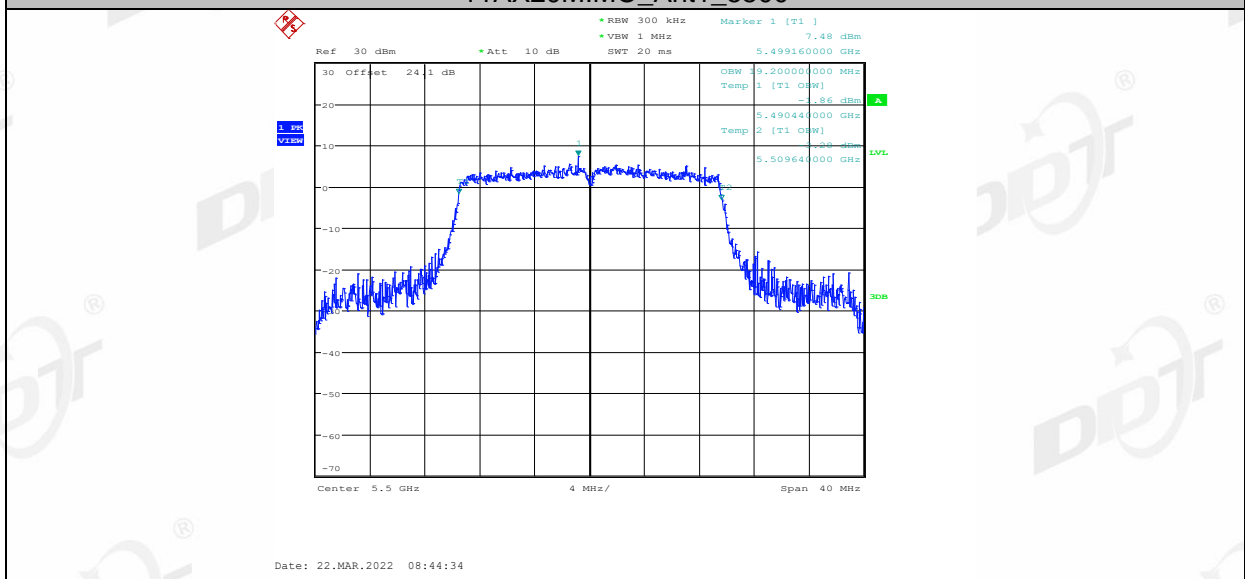
11AX20MIMO\_Ant1\_5320



11AX20MIMO\_Ant2\_5320



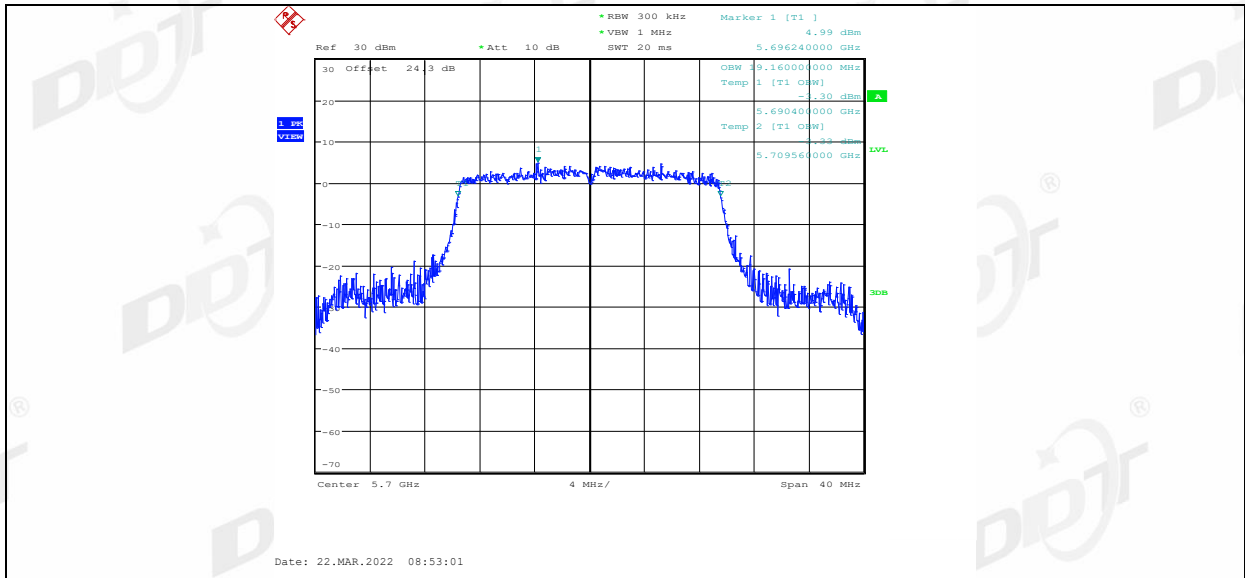
11AX20MIMO\_Ant1\_5500



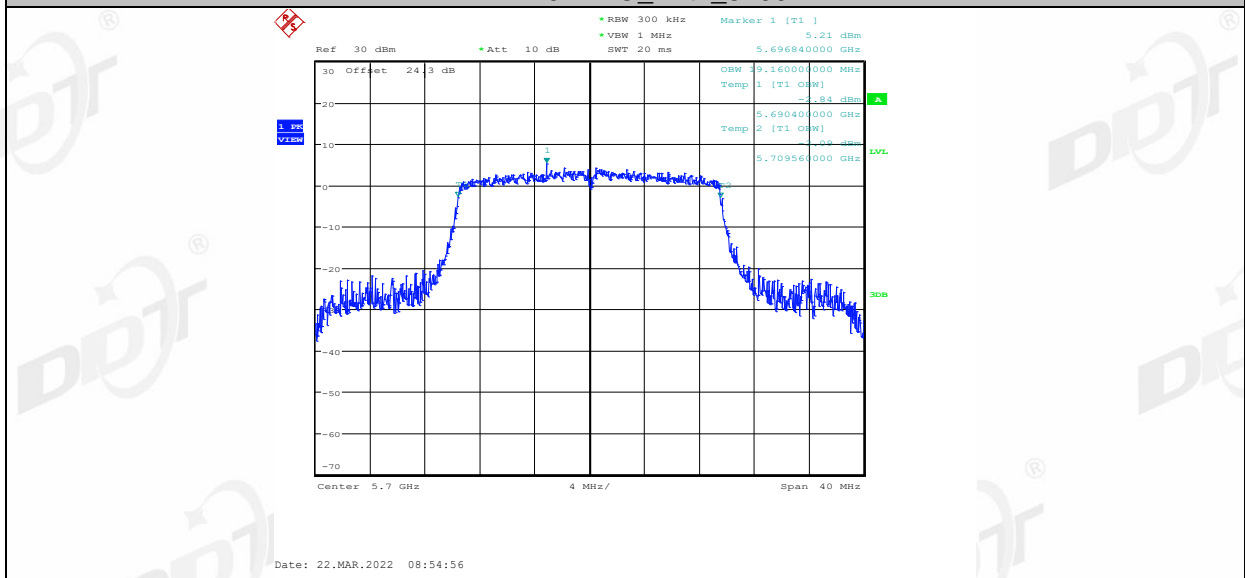
11AX20MIMO\_Ant2\_5500



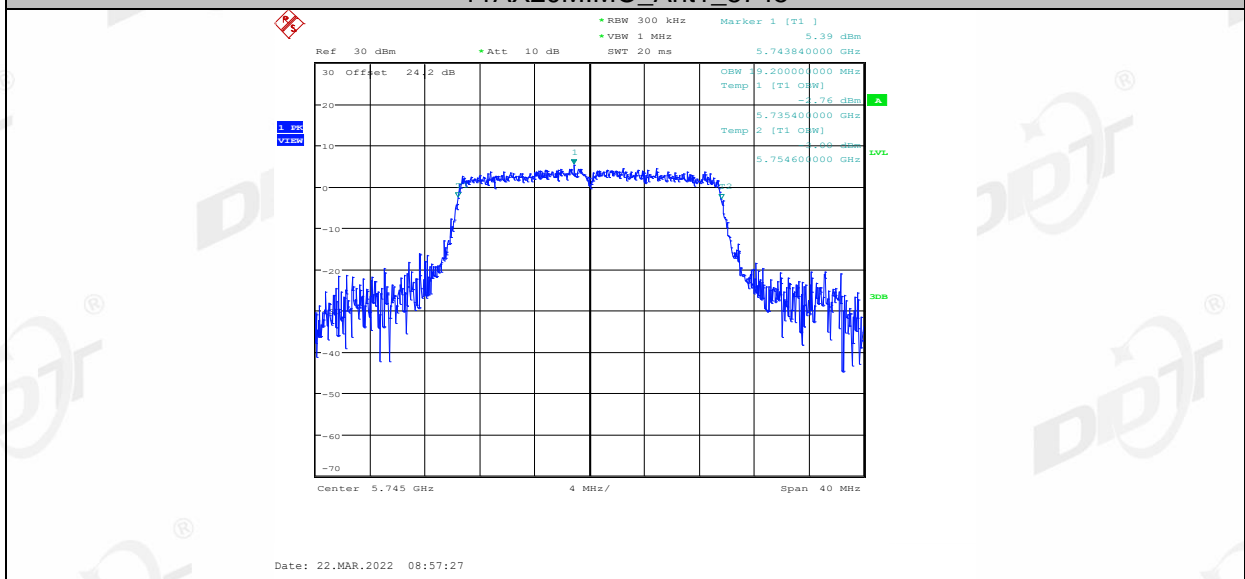




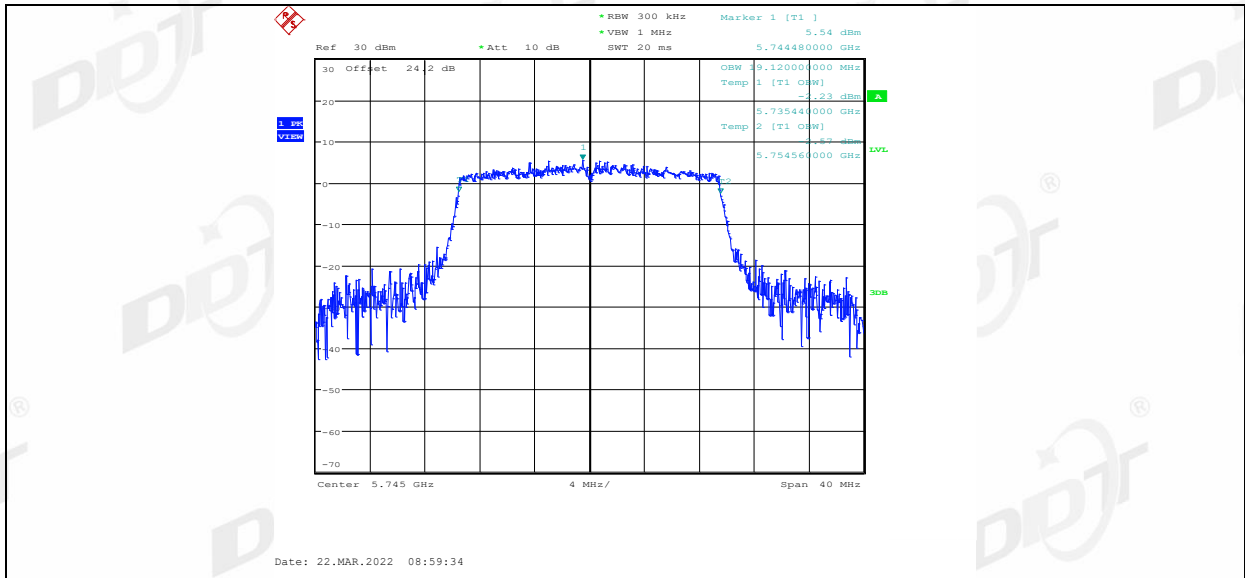
11AX20MIMO\_Ant2\_5700



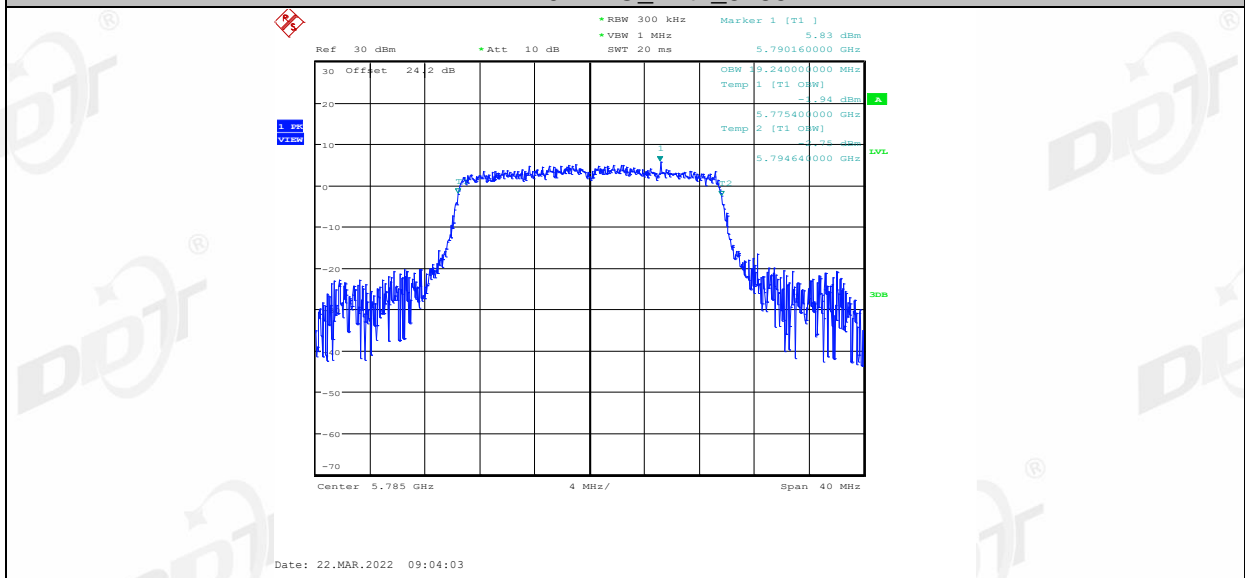
11AX20MIMO\_Ant1\_5745



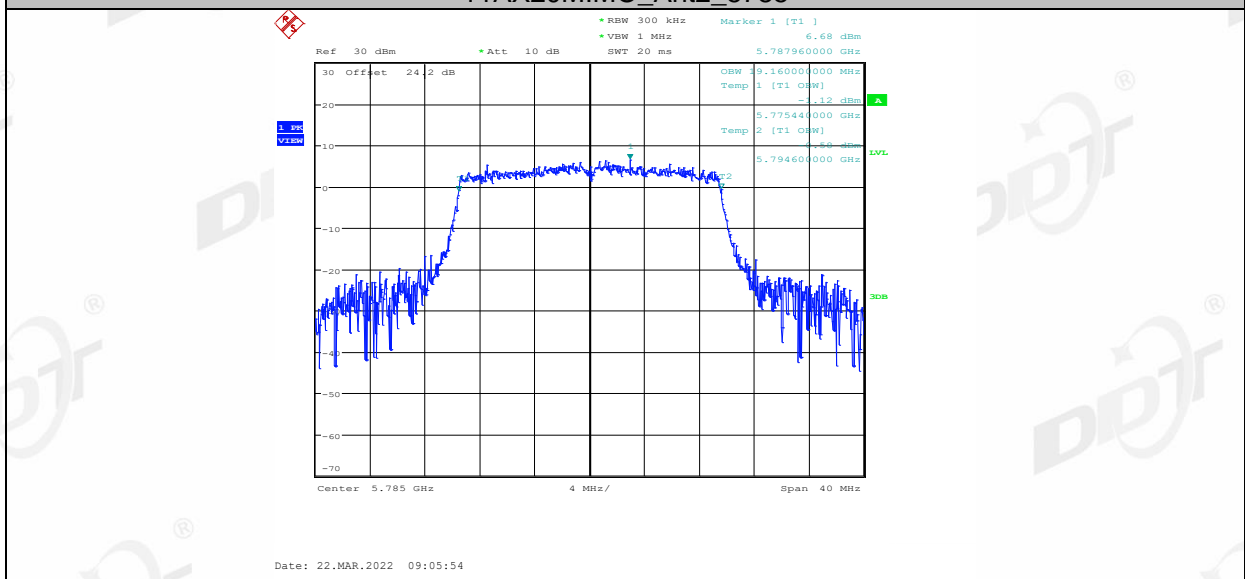
11AX20MIMO\_Ant2\_5745



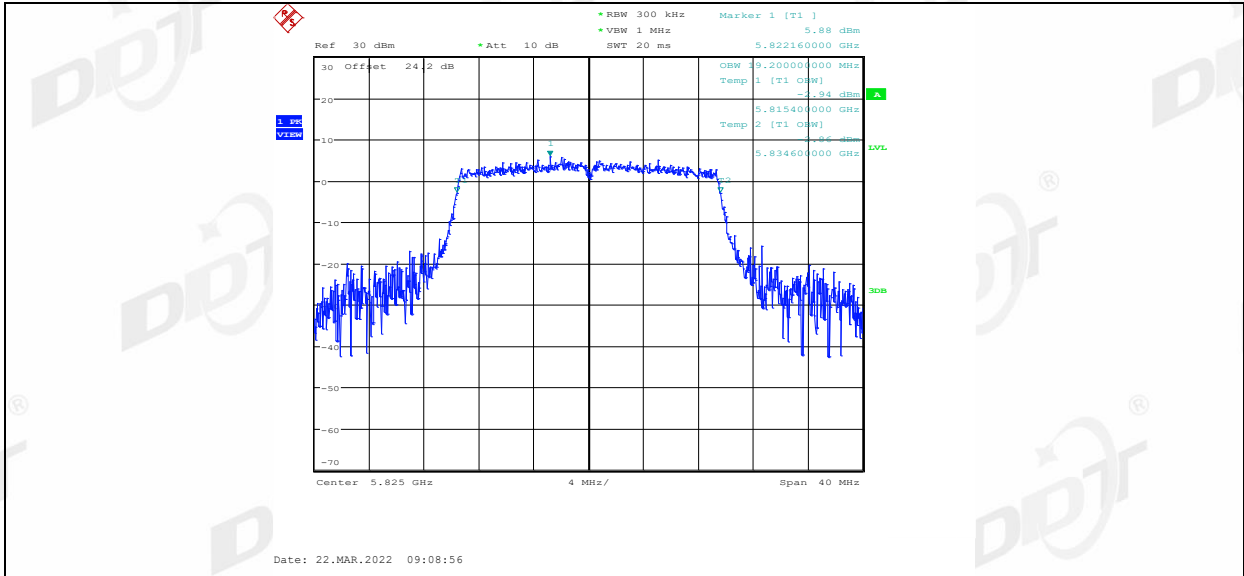
11AX20MIMO\_Ant1\_5785



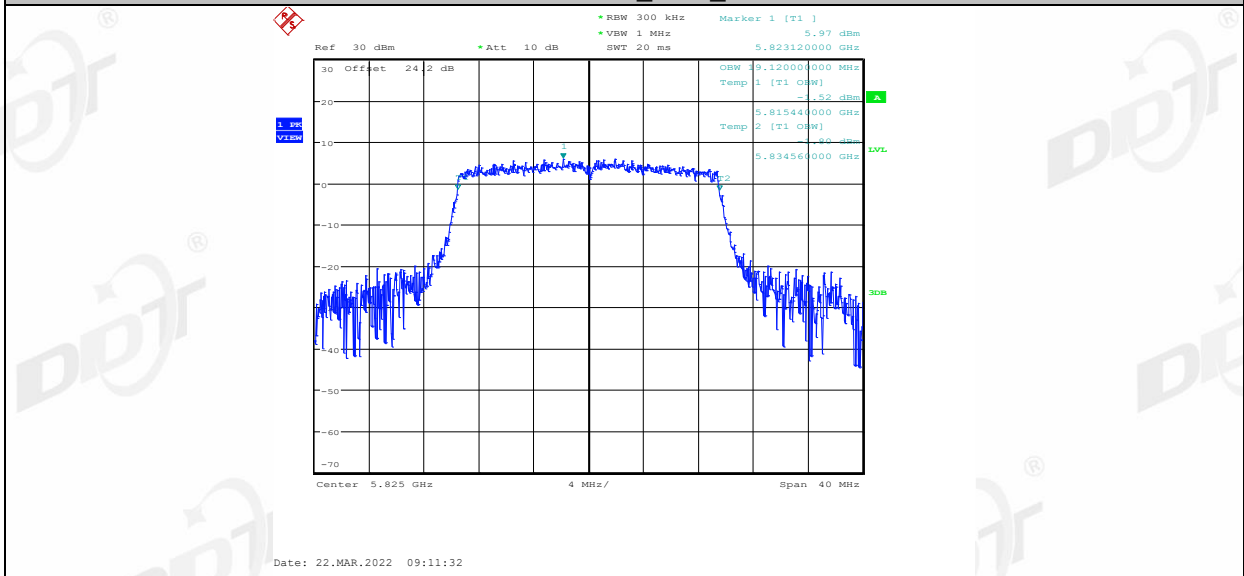
11AX20MIMO\_Ant2\_5785



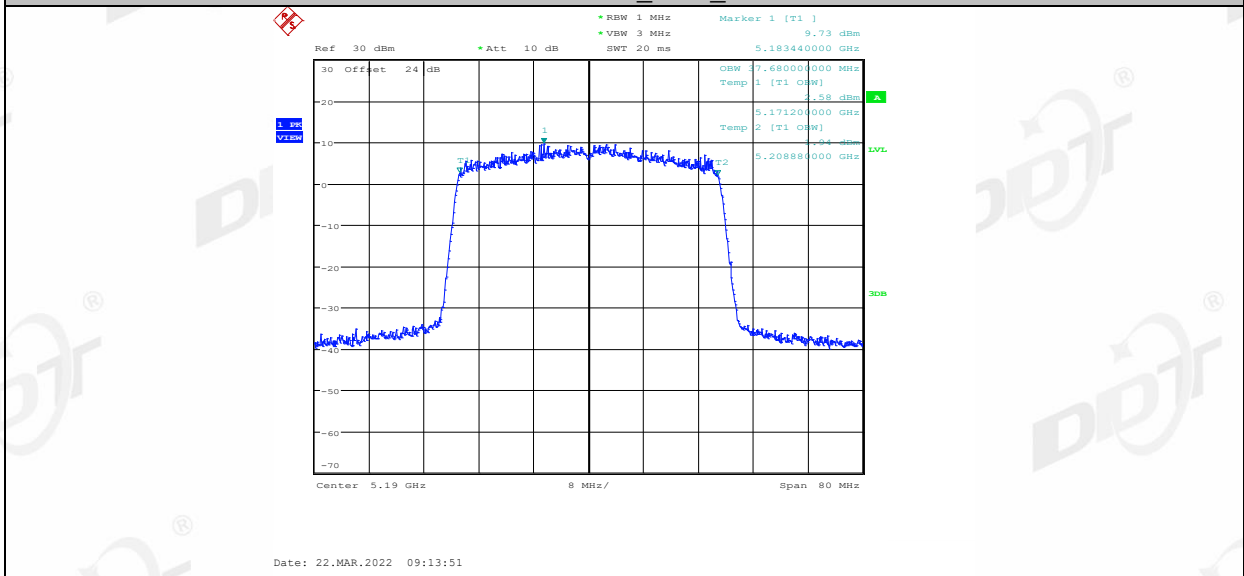
11AX20MIMO\_Ant1\_5825



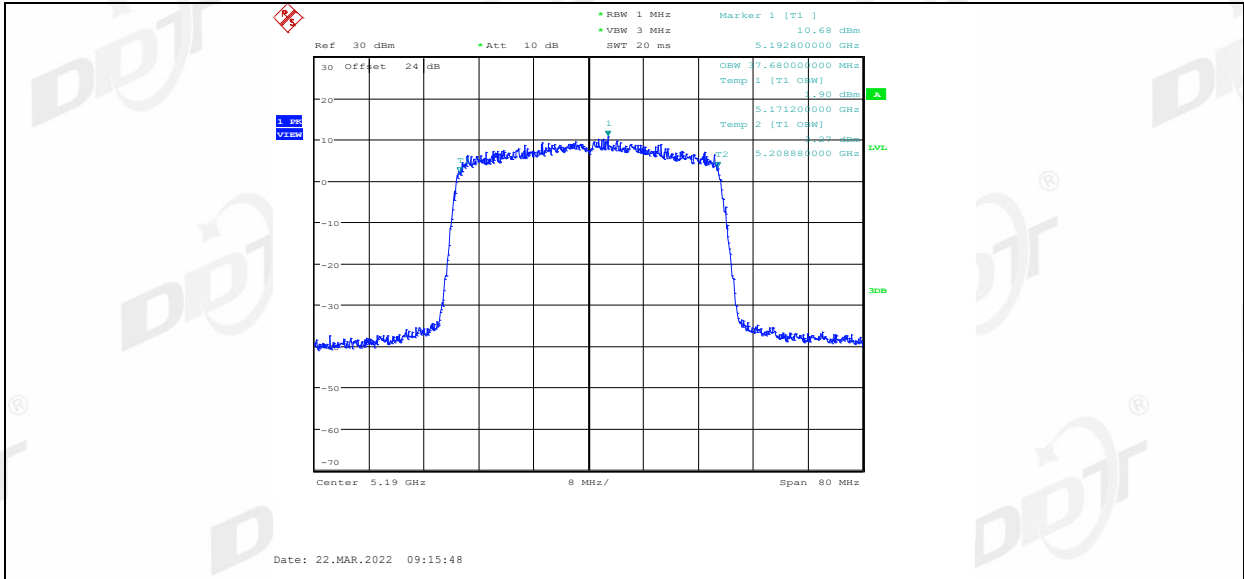
11AX20MIMO\_Ant2\_5825



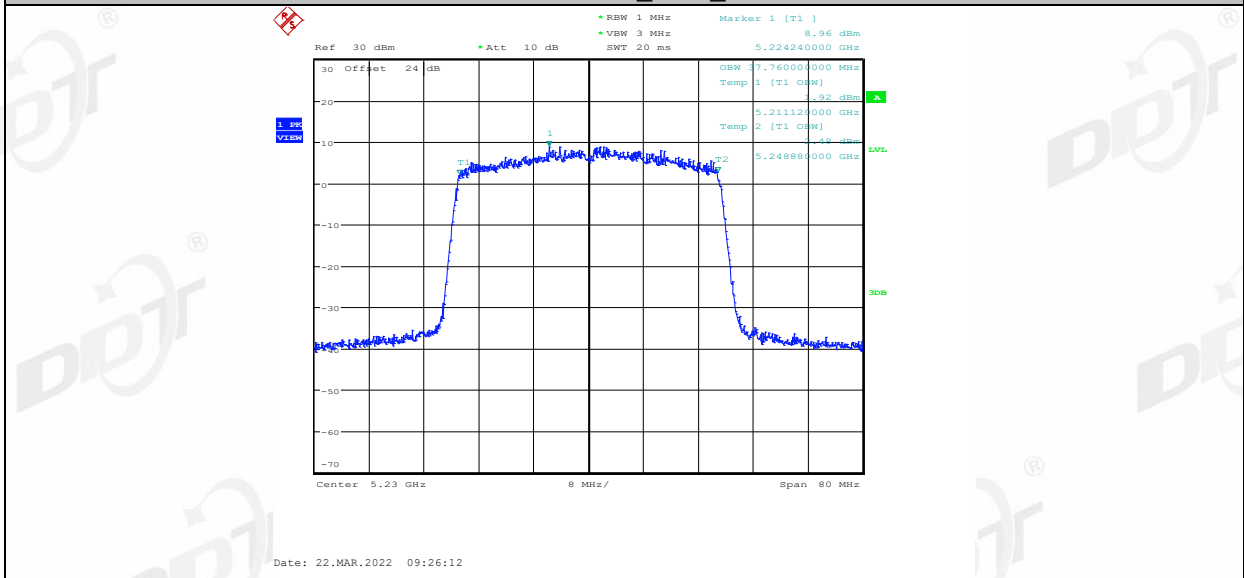
11AX40MIMO\_Ant1\_5190



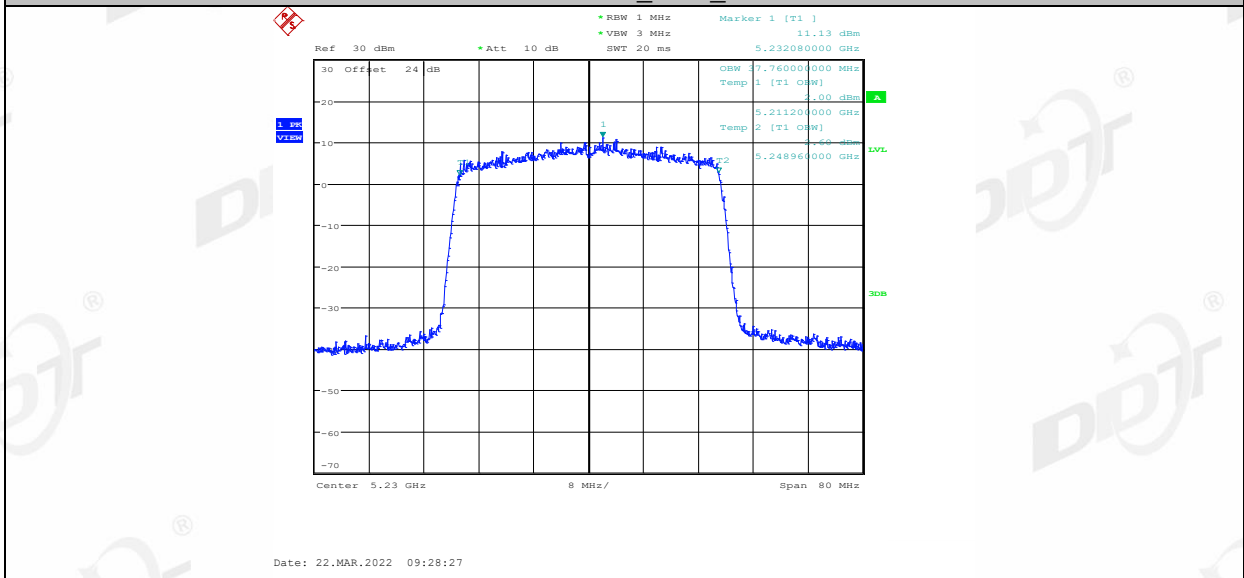
11AX40MIMO\_Ant2\_5190



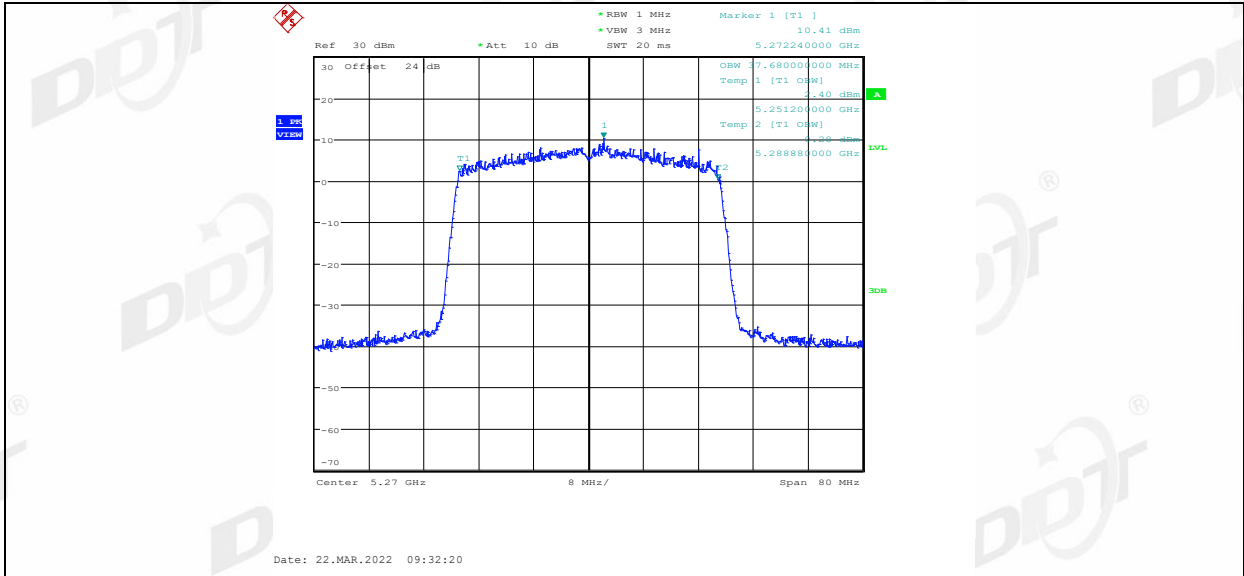
11AX40MIMO\_Ant1\_5230



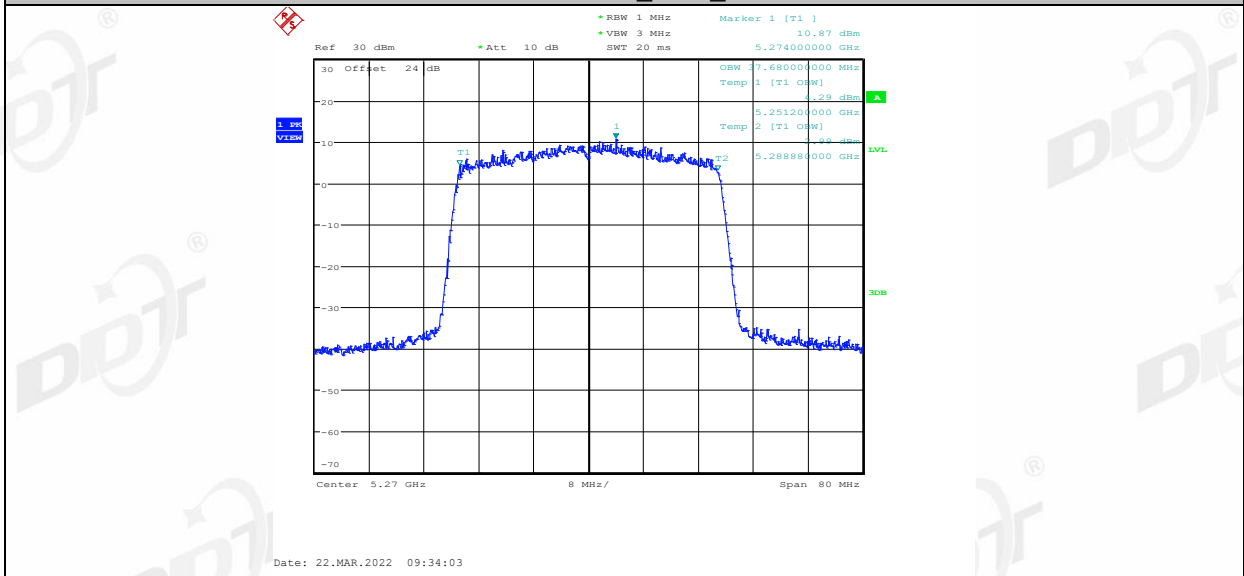
11AX40MIMO\_Ant2\_5230



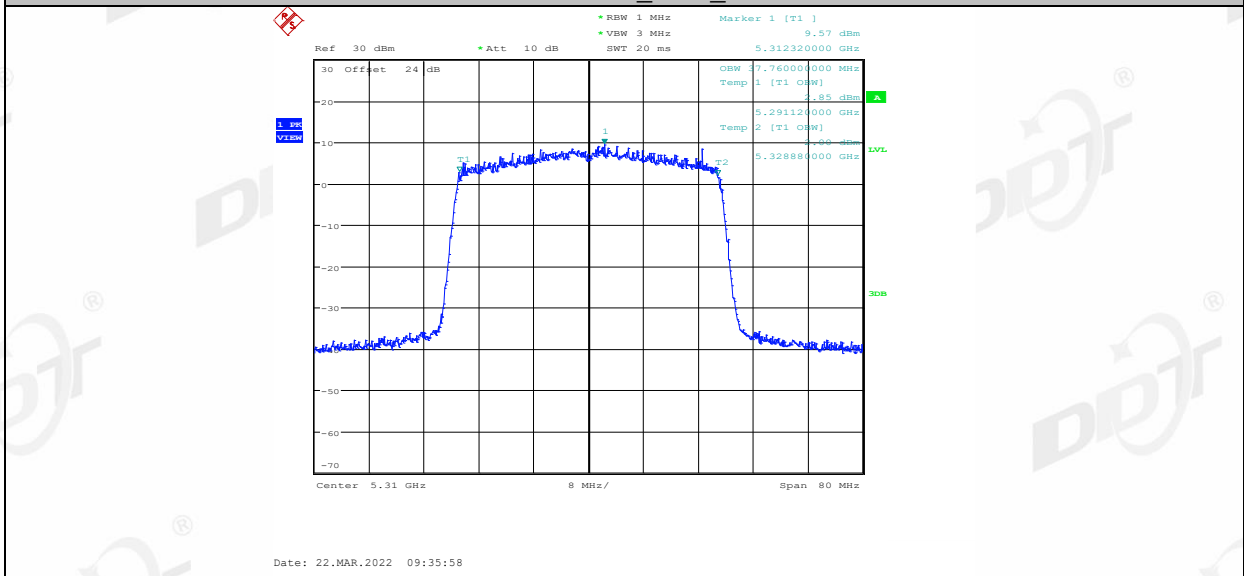
11AX40MIMO\_Ant1\_5270



11AX40MIMO\_Ant2\_5270

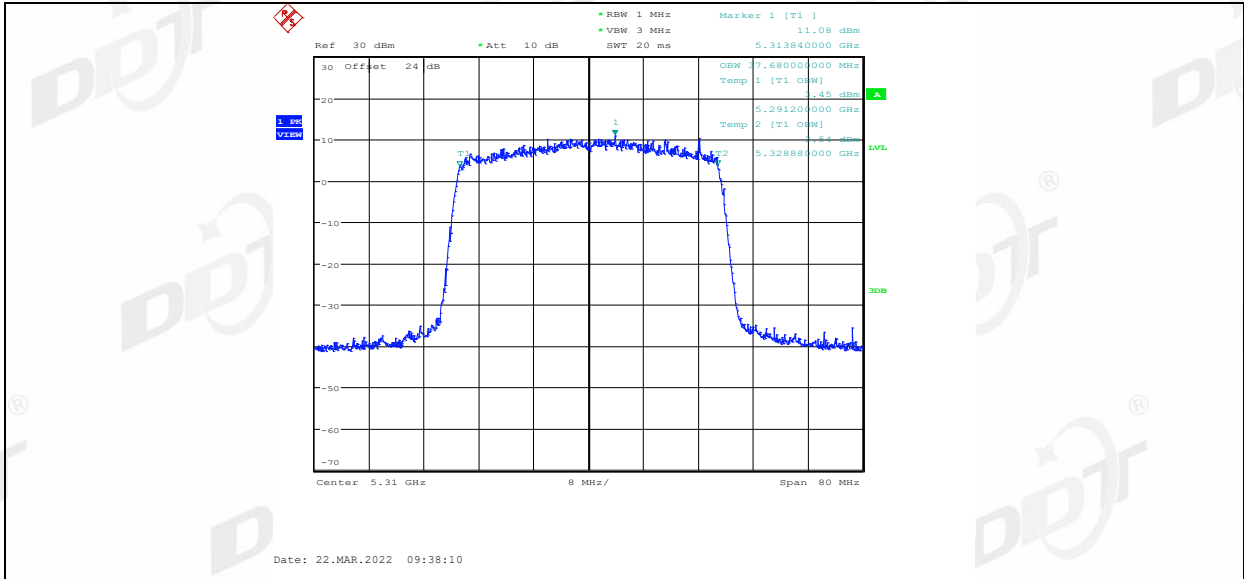


11AX40MIMO\_Ant1\_5310

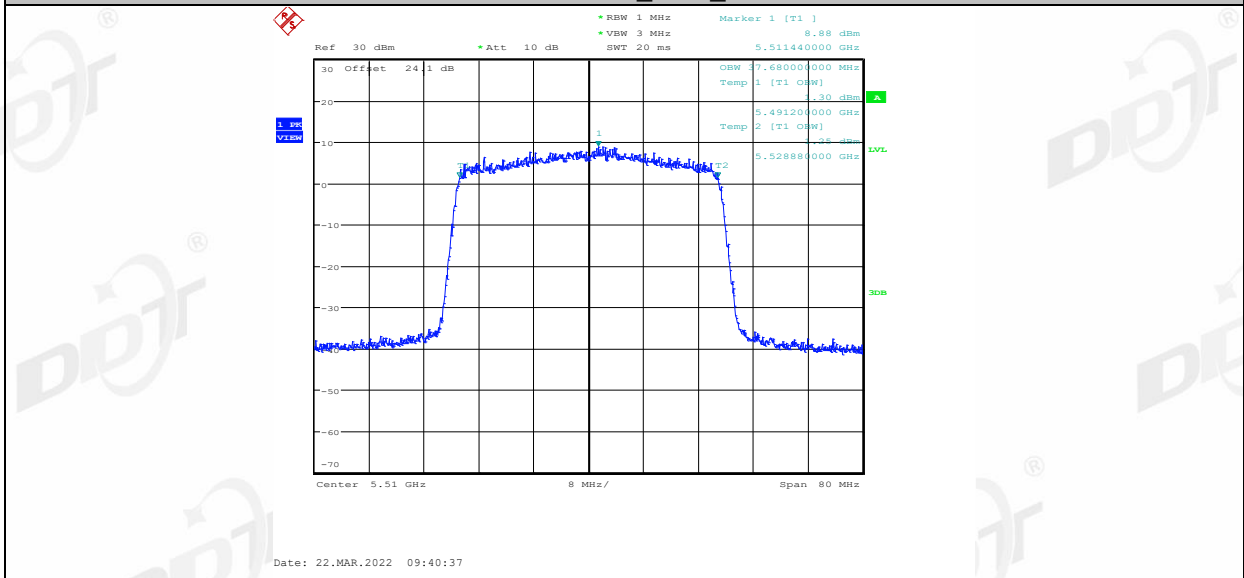


11AX40MIMO\_Ant2\_5310

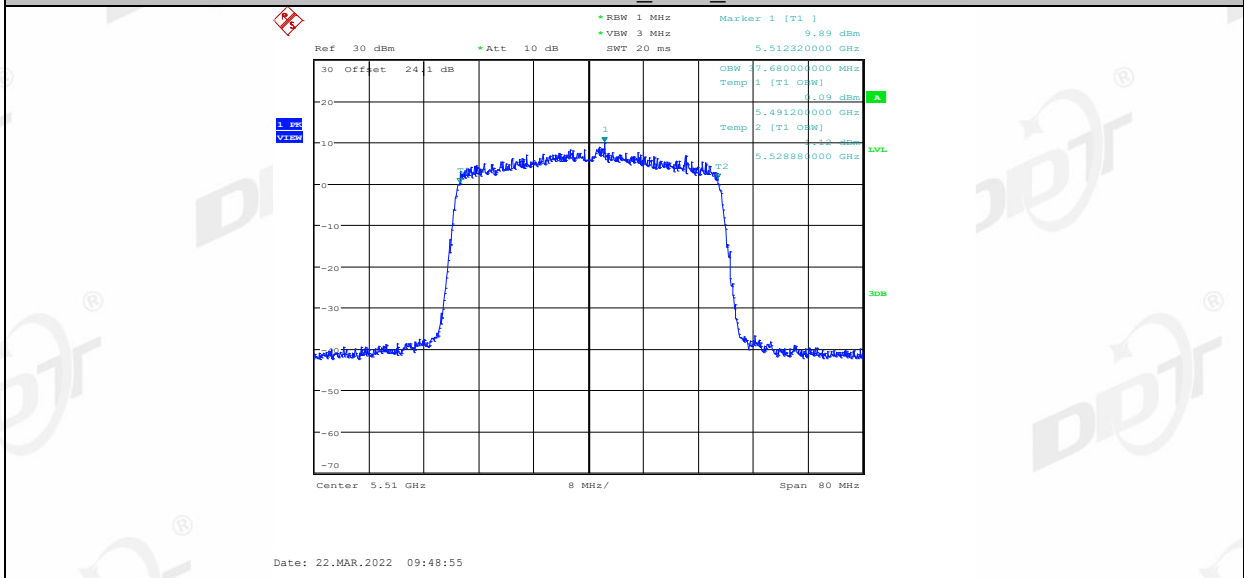




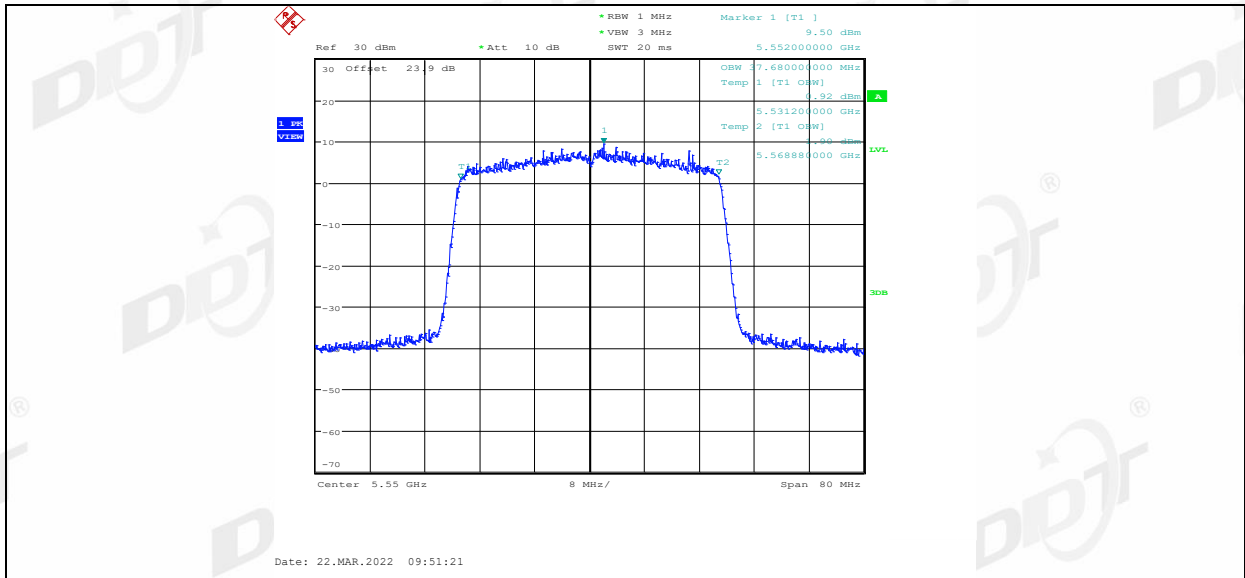
11AX40MIMO\_Ant1\_5510



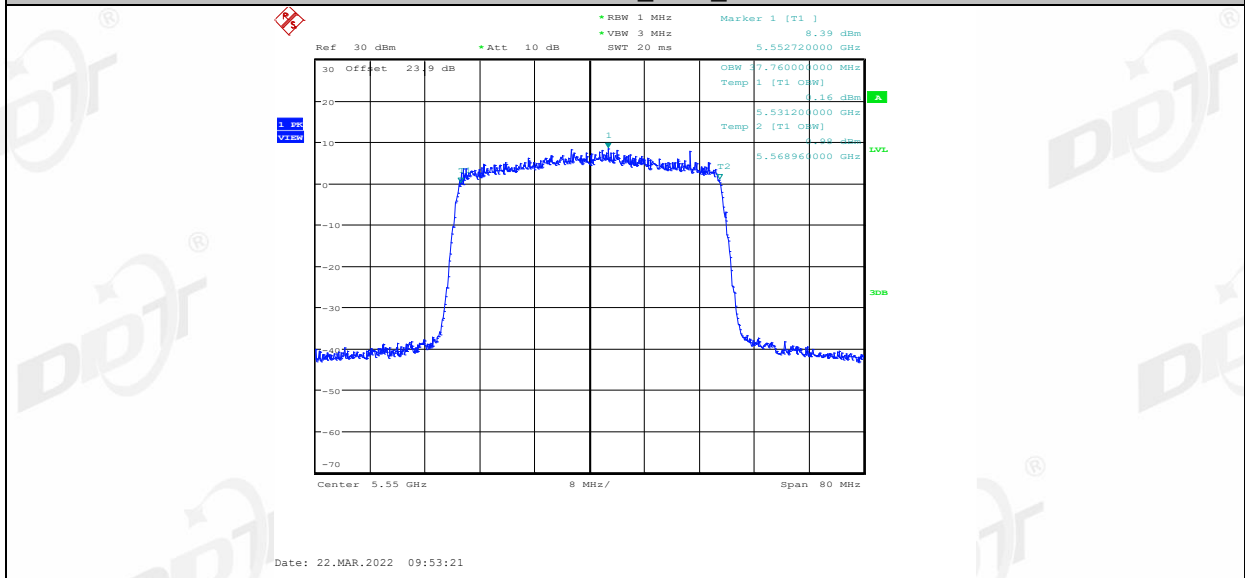
11AX40MIMO\_Ant2\_5510



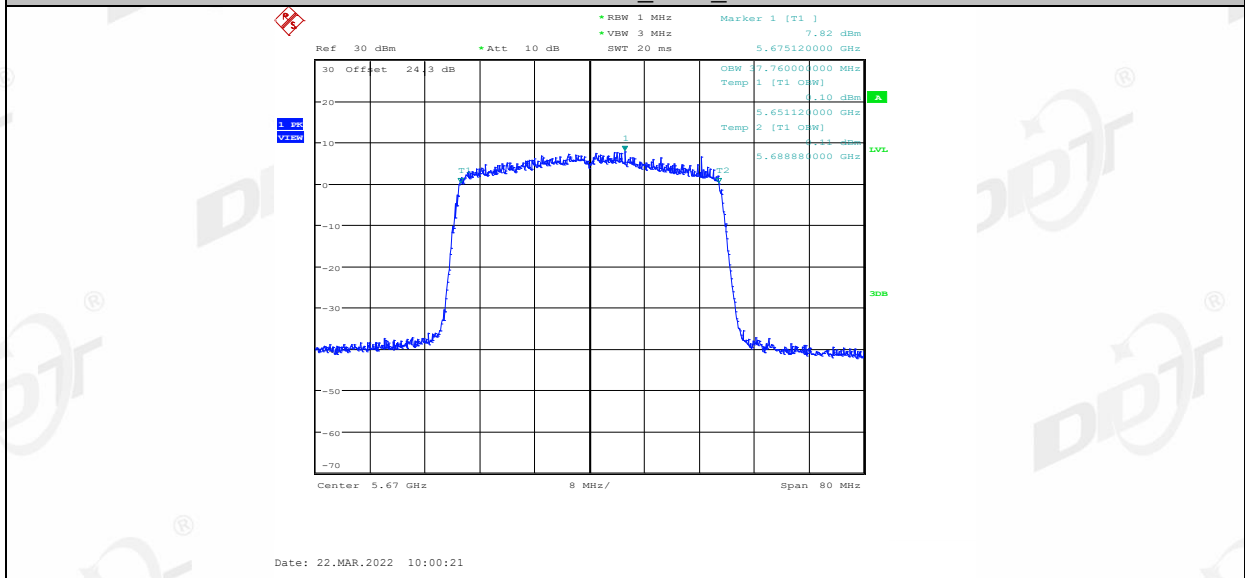
11AX40MIMO\_Ant1\_5550



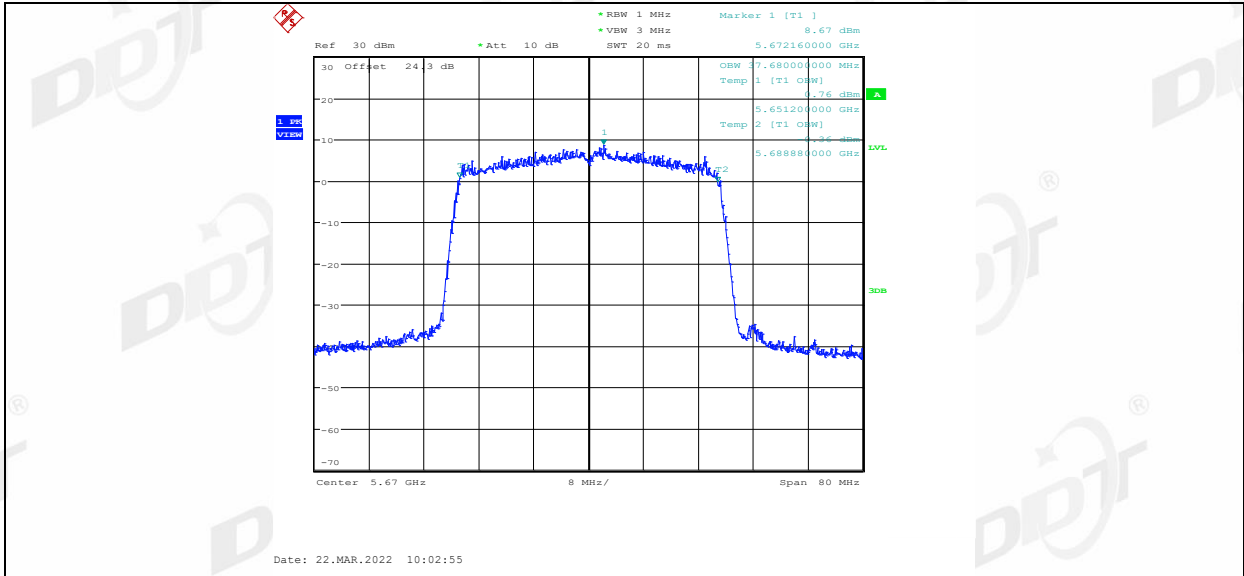
11AX40MIMO\_Ant2\_5550



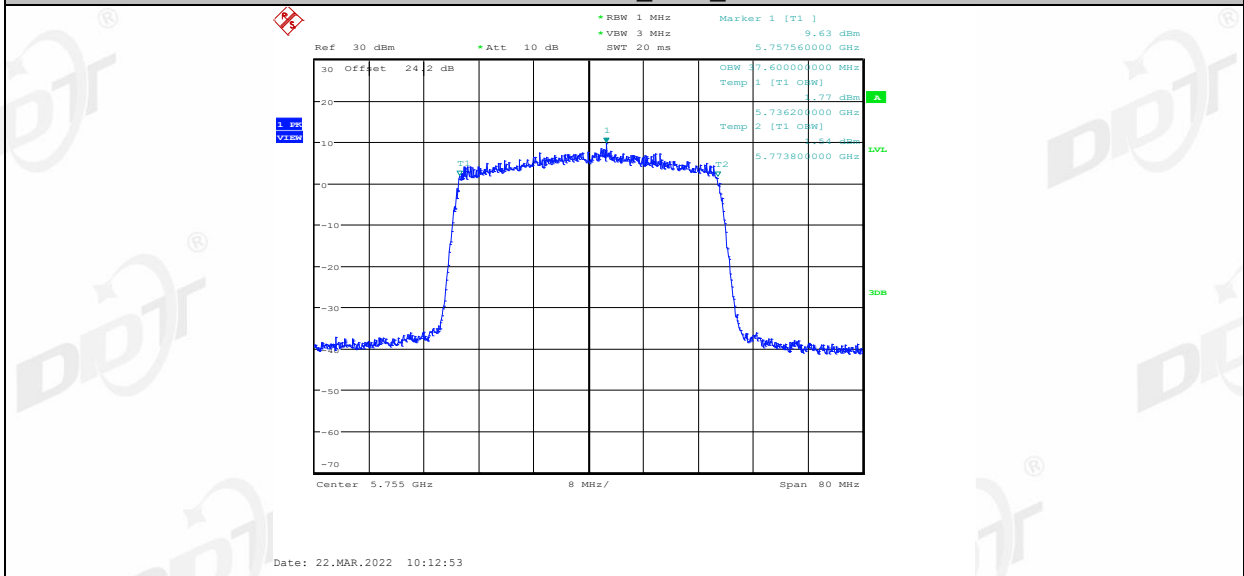
11AX40MIMO\_Ant1\_5670



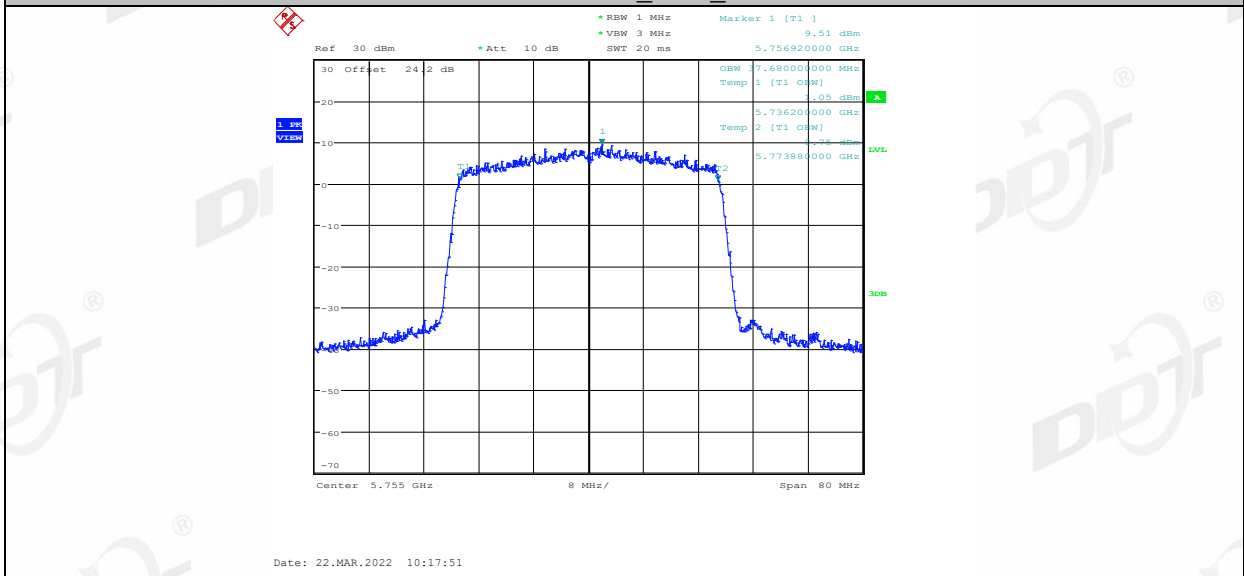
11AX40MIMO\_Ant2\_5670



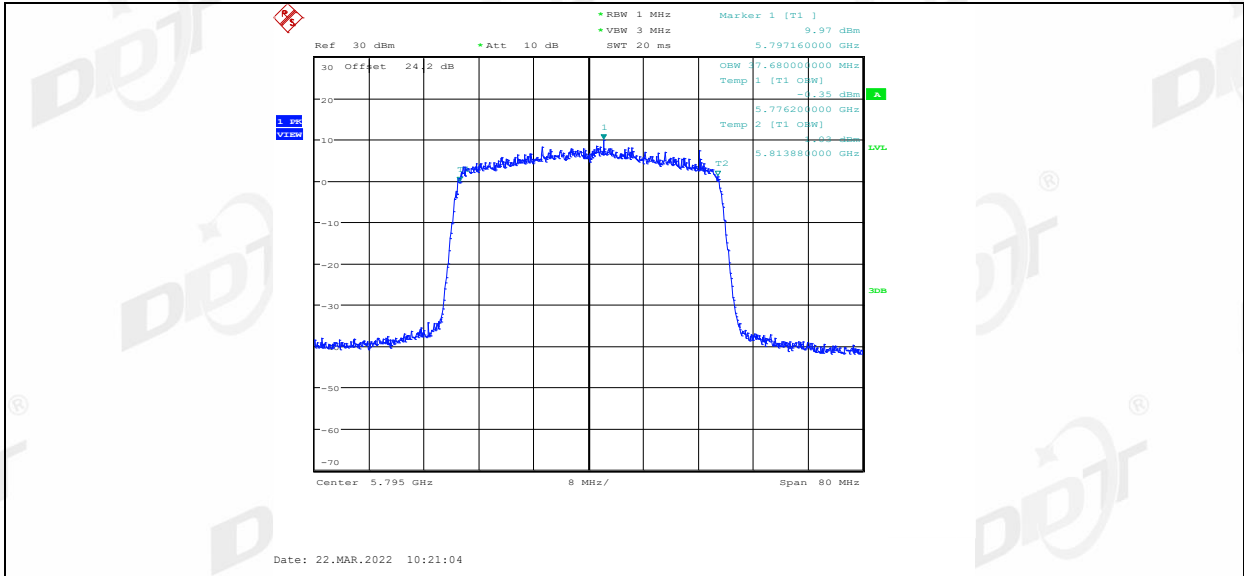
11AX40MIMO\_Ant1\_5755



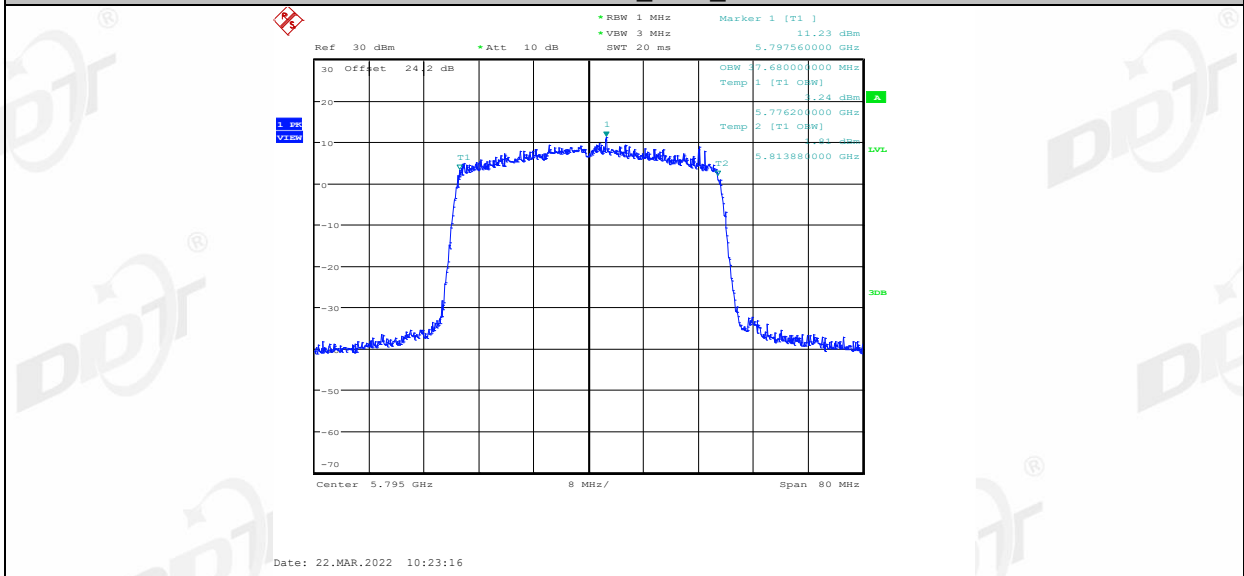
11AX40MIMO\_Ant2\_5755



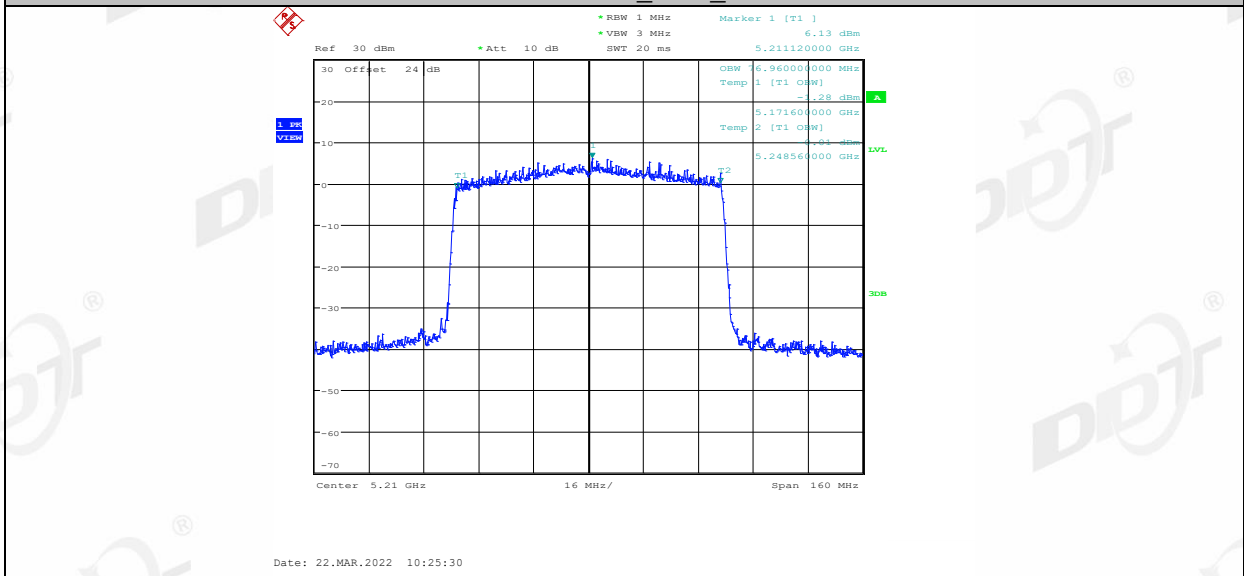
11AX40MIMO\_Ant1\_5795



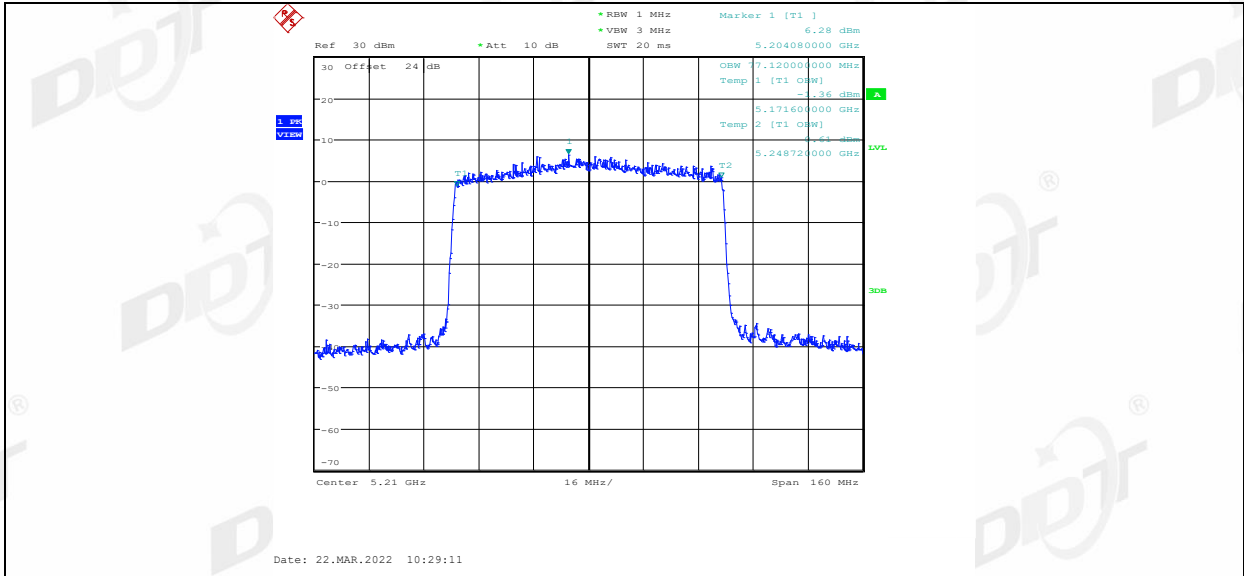
11AX40MIMO\_Ant2\_5795



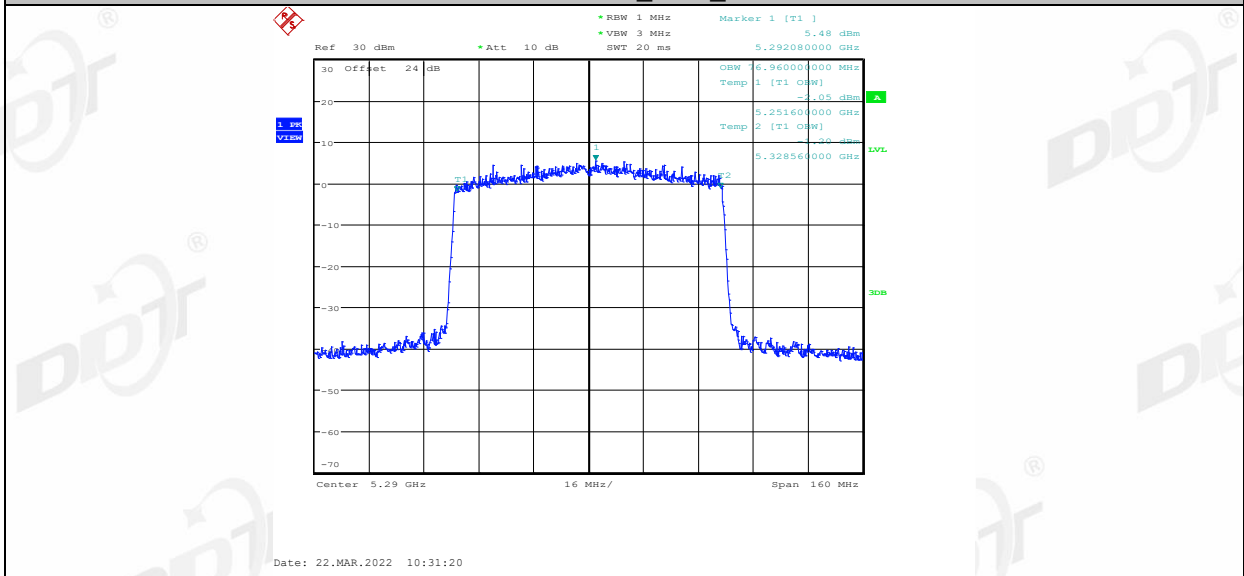
11AX80MIMO\_Ant1\_5210



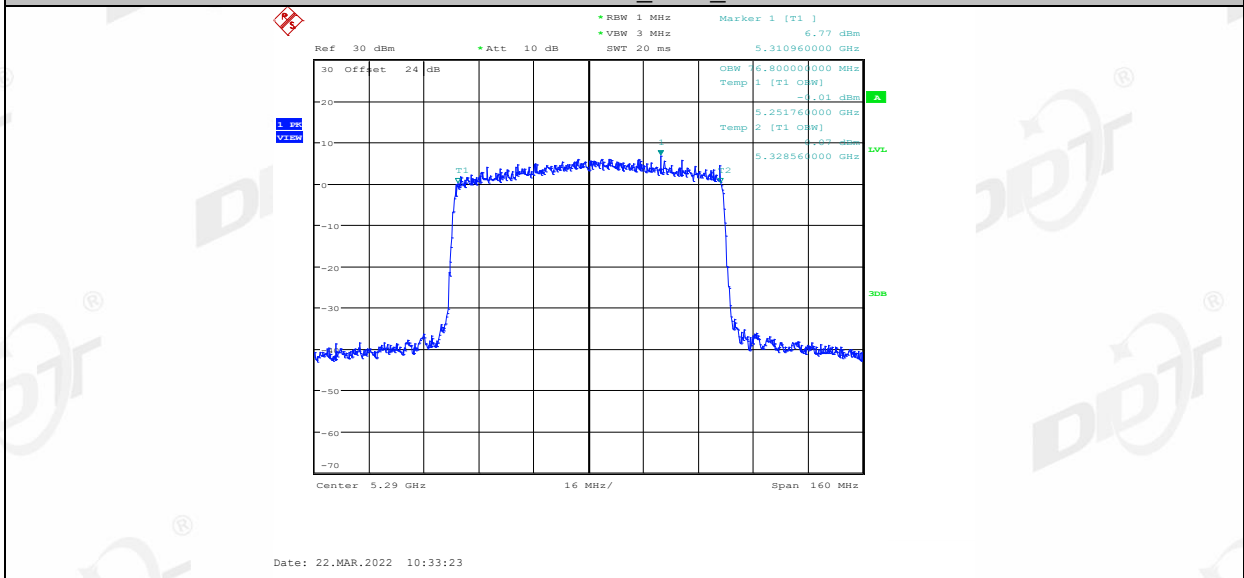
11AX80MIMO\_Ant2\_5210



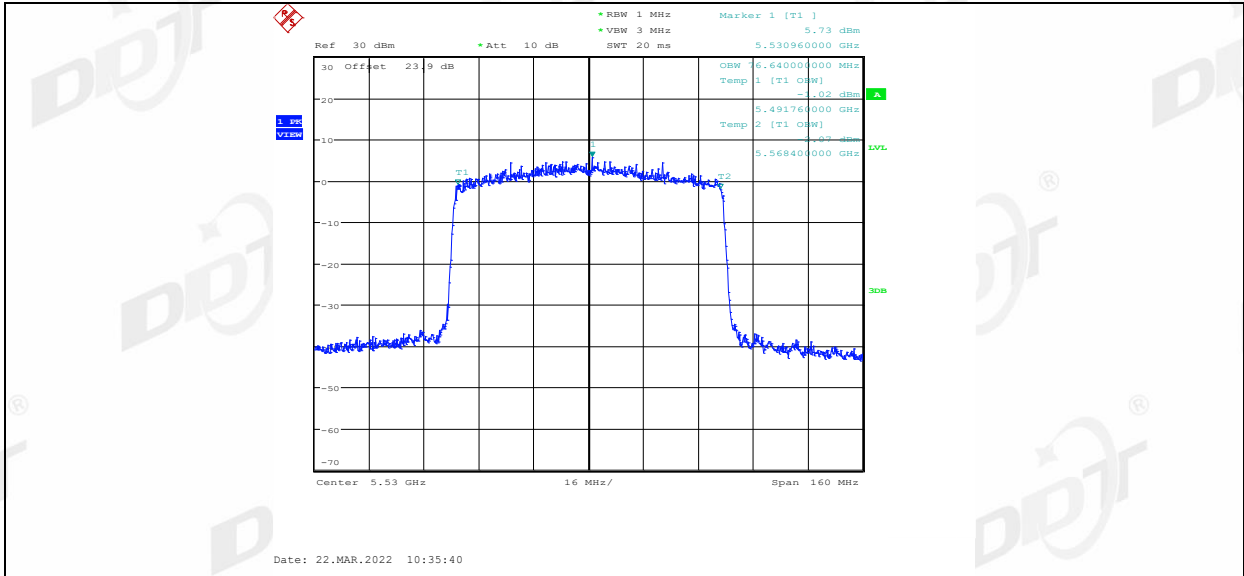
11AX80MIMO\_Ant1\_5290



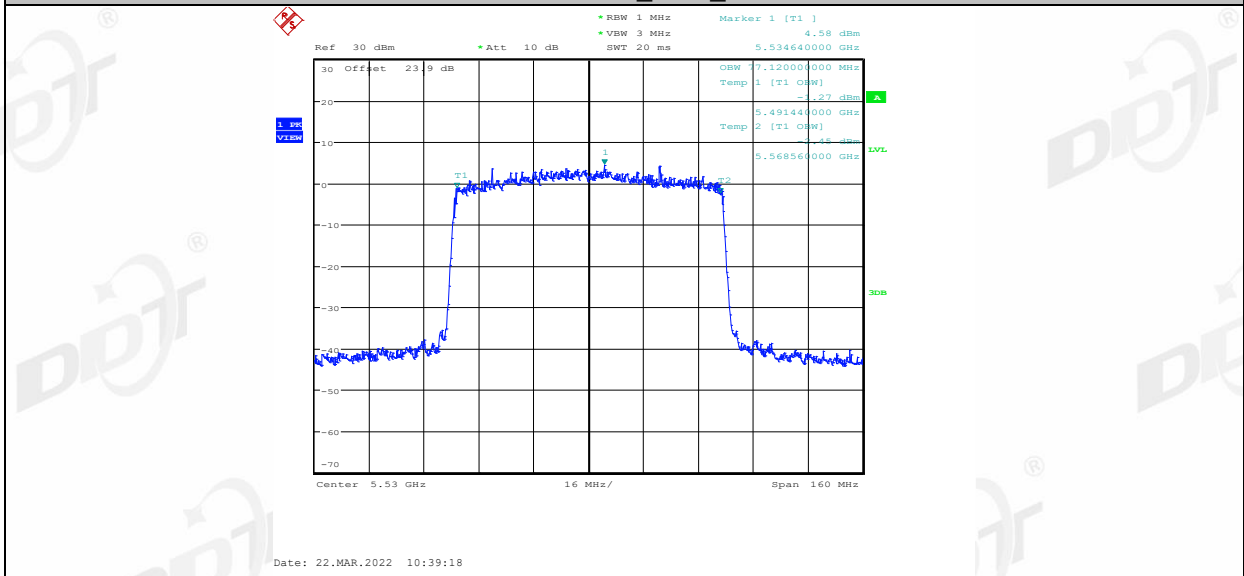
11AX80MIMO\_Ant2\_5290



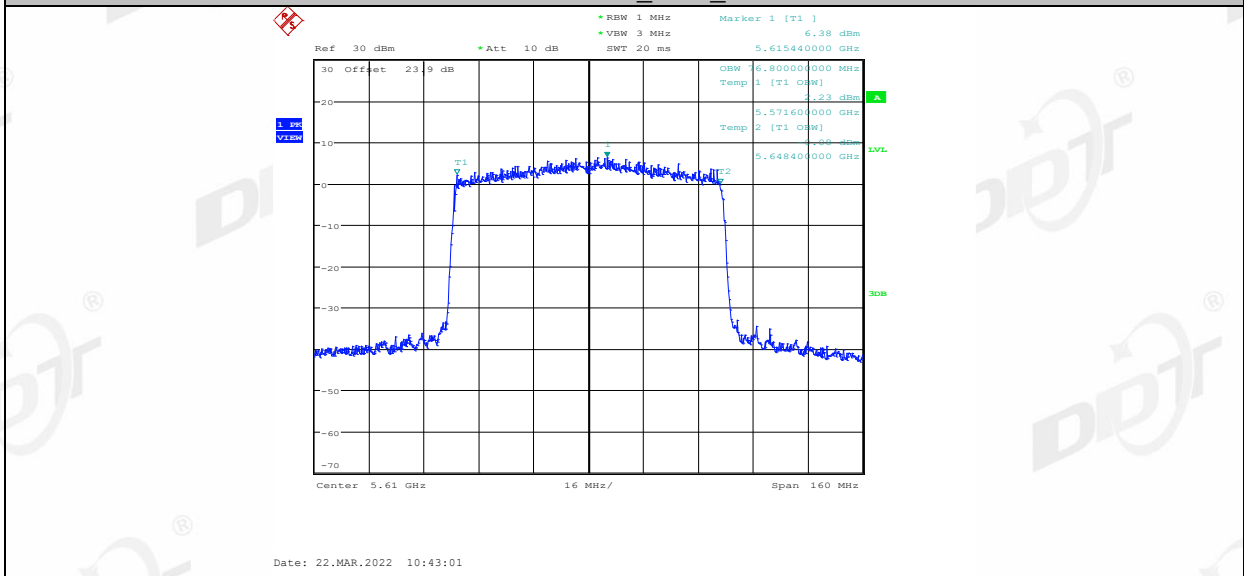
11AX80MIMO\_Ant1\_5530



11AX80MIMO\_Ant2\_5530



11AX80MIMO\_Ant1\_5610



11AX80MIMO\_Ant2\_5610