


Test Setup Photos

EMI Semi-anechoic Chamber #2

View from Antenna side



EMI Semi-anechoic Chamber #2

View from Turn Table side




Conducted Measurement Photos

Section(s)		IEEE802.11b WLAN	Buetooth
15.247(a)(1)	Carrier Frequency Separation	/	○
	Number of Hopping Frequencies	/	○
	20 dB Bandwidth per 1 hopping	/	○
	Dwell time	/	○
(f)	Hybrid Dwell time	/	○
15.247(a)(2)	Bandwidth at 6 dB blow	○	/
15.247(b)(1)	Peak output power	○	○
15.247(c)	Occupied BW (or Band-edge) Out of Band Emissions (Bandwidth at 20 dB blow)	○	○
15.247(d)	Transmitter power density	○	/
(f)	Hybrid transmitter power density	/	○

EMI Semi-anechoic Chamber #2, Operation Room

WLAN Test

Bluetooth Test



Section(s)		
15.207	AC Wireline Conducted emissions	Tx
15.207	AC Wireline Conducted emissions	Rx


Conducted EMI Room



Radiated Measurement Photos

Section(s)		
15.205 / 209	General Field Strength Limits (Restricted Bands and Radiated Emission Limits)	Tx
15.209	General Field Strength Limits (Radiated Emission Limits)	Rx

EMI Semi-anechoic Chamber #2



turn table

