


# Test Setup Photos

## EMI Semi-anechoic Chamber #2

View from Antenna side



## EMI Semi-anechoic Chamber #2

View from Turn Table side






## Conducted Measurement Photos

| FCC                 | IC                                  | Measurement Items  | IEEE802.11b | Buetooth |
|---------------------|-------------------------------------|--|-------------|----------|
| <b>15.247(a)(1)</b> | <b>6.2.2(o)(a1)</b>                 | Carrier Frequency Separation   | Tx          | ○        |
|                     | <b>6.2.2(o)(a3)</b>                 | Number of Hopping Frequencies  |             | ○        |
|                     |                                     | 20 dB Bandwidth per 1 hopping  |             | ○        |
|                     |                                     | Dwell time   |             | ○        |
| <b>(f)</b>          | <b>(o)(c2)</b>                      | Hybrid Dwell time  | ○           |          |
| <b>15.247(a)(2)</b> | <b>5.9.1</b>                        | Bandwidth at 6 dB blow   | ○           | ○        |
| <b>15.247(b)(1)</b> | <b>6.2.2(o)(a3)</b>                 | Peak output power  | ○           | ○        |
|                     | <b>(o)(b)</b>                       |  | ○           | ○        |
| <b>15.247(c)</b>    | <b>5.9.1</b><br><b>6.2.2(o)(e1)</b> | Occupied BW (or Band-edge)<br>Out of Band Emissions<br>(Bandwidth at 20 dB blow) | ○           | ○        |
| <b>15.247(d)</b>    | <b>6.2.2(o)(b)</b>                  | Transmitter power density  | ○           | ○        |
| <b>(f)</b>          | <b>(o)(c2)</b>                      | Hybrid transmitter power density   | ○           | ○        |

### EMI Semi-anechoic Chamber #2, Operation Room

**WLAN Test**

**Bluetooth Test**



**Antenna cables**

| FCC    | IC  |                                 |    |
|--------|-----|---------------------------------|----|
| 15.207 | 6.6 | AC Wireline Conducted emissions | Tx |
| 15.207 | 7.4 | AC Wireline Conducted emissions | Rx |


### Conducted EMI Room



### Radiated Measurement Photos

| FCC                 | IC                 |   |    |
|---------------------|--------------------|---|----|
| <b>15.205 / 209</b> | <b>6.2.1 / 6.3</b> | General Field Strength Limits<br>(Restricted Bands and<br>Radiated Emission Limits) | Tx |
| <b>15.209</b>       | <b>7.3</b>         | General Field Strength Limits<br>(Radiated Emission Limits)                         | Rx |

#### EMI Semi-anechoic Chamber #2



turn table

