

User manual

Model Name: Go Tracker 1.2

By

Locus Solutions

03 ,30, 2020

Scope

This document is a user manual for the Go Tracker 1.2 monitoring temperature device.

Description

The Go Tracker 1.2 is a self integrated commercial grade monitoring temperature device that uses in the cold storages. Go Tracker 1.2 is optimized for reliability, cost and size.

All antenna including GSM antenna are internal to the device. Data reporting can be initiated by a command center or by the device itself via GSM/GPRS, SMS or PDP pathways.

The Go Tracker 1.2 is unique in that it is intrinsically expandable. A screw fastened expansion door secures SIM card access.

The Go Tracker 1.2 has a embedded lithium battery, the battery has 1800mAh capacity .

The Go Tracker 1.2 is based on chip level design. The application software executes on the base level Central Processing Unit (CPU) under direct Operating System (OS) control. This approach provides a much more reliable, lower power and faster response than module/processor architectures. Unlike in common module/processor based designs; the Go Tracker 1.2 design allows direct operating system access by the application, thus mitigating the need for a redundant external processor.

For added monitoring temperature application ,a temperature sensor IC oversees the SmartTraxx go 1.1 system operation.

The Go Tracker 1.2 Device can be provisioned for UDP and SMS data services for both application command and data transactions within the 850 & 1900 or 900 & 1800 MHz GSM bands. Network provisioning is done with standard SIM cards.

A separate dedicated one wire UART port is provided for general use as well as development and programming support. A USB Port that is compliant with Version 2.0 of the USB standard for high speed operation is provided for upgrade/download the program.

The power input, ground that are provided by the internal lithium battery that supports connection of a rechargeable battery.

Over The Air (OTA) application firmware updates are supported through at TFTP connection to a server. The entire image can be updated using one simple command. This includes transient electrical noise and Electro Static Discharge (ESD).


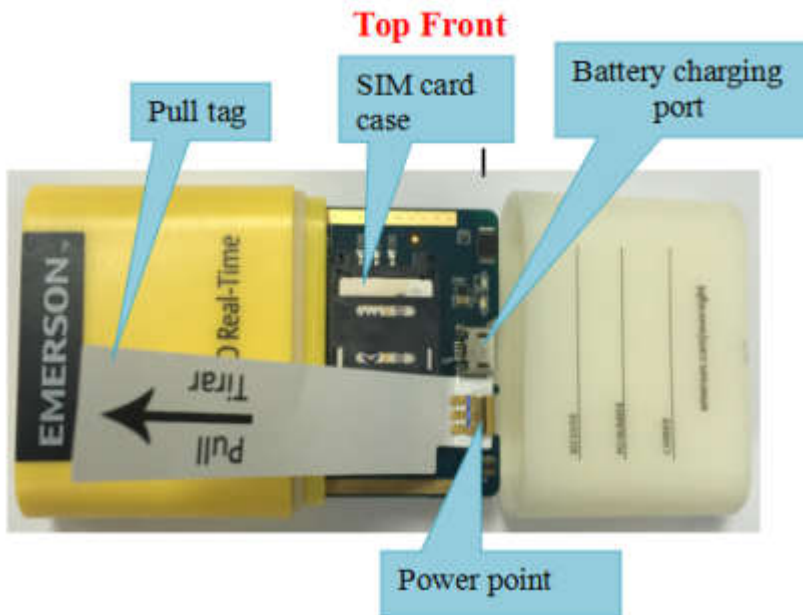

The Go Tracker 1.2 is a small yellow - white box with unremarkable features. Two LED status indicators are provided to verify correct installation and initial operation. A unique power management feature allows these LEDs to be extinguished once installation is verified to be correct. This feature reduces power.

As with all monitoring temperature device , the Go Tracker 1.2 should be used in a Cold storages that it is a enclosed space . Double sided foam tape can be used to secure the surface not facing the sky if needed.

Physical Attributes

Figure 1 shows various views of the Go Tracker 1.2 Device and its critical physical features.

Figure 1
Go Tracker 1.2 Physical Attributes



CE Regulations:

Caution

Risk of explosion if battery replaced by an incorrect type.

Dispose of used batteries according to the instructions.

Please make sure the temperature for device will be from -10°C to 45°C .

The manufacturer specified the maximum ambient temperature for use in charging mode of 40 °C and for use in non-charge mode of 45 °C.

Adapter is not shipped with the product, but if used adaptor, need to select output rated of DC5V, 0.8A min and ambient 40 °C minimum.

The minimum distance between the user and/or any bystander and the radiating structure of the transmitter is 20cm.

This radio equipment operates with the following frequency bands and maximum radio-frequency power:

GSM900: 32dBm

GSM1800: 29dBm

Complies with the essential requirements of Article 3 of the RED /EC Directive, if used for its intended use and that the following standards have been applied:

1. Health (Article 3.1(a) of the RED Directive)

- EN 62311: 2008

2. Safety (Article 3.1(a) of the RED Directive)

Applied Standard(s):

- EN 60950-1:2006+A11:2009+A1:2010+A12:2011+A2:2013

3. Electromagnetic compatibility (Article 3.1 (b) of the RED Directive)

Applied Standard(s):

- EN 301 489-1 V1.9.2/-7 V1.3.1

4. Radio frequency spectrum usage (Article 3.2 of the RED Directive)

Applied Standard(s):

- EN 301 511 V9.0.2

All the reports of the applied standards have the Positive Opinion of Notified Body:

PHONEIX TESTLAB, Königswinkel 10 D-32825 Blomberg, Germany

Identification mark: (Notified Body) CE



*Uitbreidingsstraat 84, Berchem, Antwerpen, 2600,
Belgium |*

The technical documentation relevant to the above equipment will be held at: Locus Solutions

FCC Regulations:

- This device complies with part 15 of the FCC Rules. Operation is subject to the following two conditions: (1) This device may not cause harmful

interference, and (2) this device must accept any interference received, including interference that may cause undesired operation.

● This device has been tested and found to comply with the limits for a Class B digital device, pursuant to Part 15 of the FCC Rules. These limits are designed to provide reasonable protection against harmful interference in a residential installation. This equipment generates, uses and can radiate radio frequency energy and, if not installed and used in accordance with the instructions, may cause harmful interference to radio communications. However, there is no guarantee that interference will not occur in a particular installation. If this equipment does cause harmful interference to radio or television reception, which can be determined by turning the equipment off and on, the user is encouraged to try to correct the interference by one or more of the following measures:

- Reorient or relocate the receiving antenna.
- Increase the separation between the equipment and receiver.
- Connect the equipment into an outlet on a circuit different from that to which the receiver is connected.
- Consult the dealer or an experienced radio/TV technician for help.

Changes or modifications not expressly approved by the party responsible for compliance could void the user's authority to operate the equipment.

RF Exposure Information

This device complies with FCC radiation exposure limits set forth for an uncontrolled environment. In order to avoid the possibility of exceeding the FCC radio frequency exposure limits, human proximity to the antenna shall not be less than 20cm (8 inches) during normal operation.