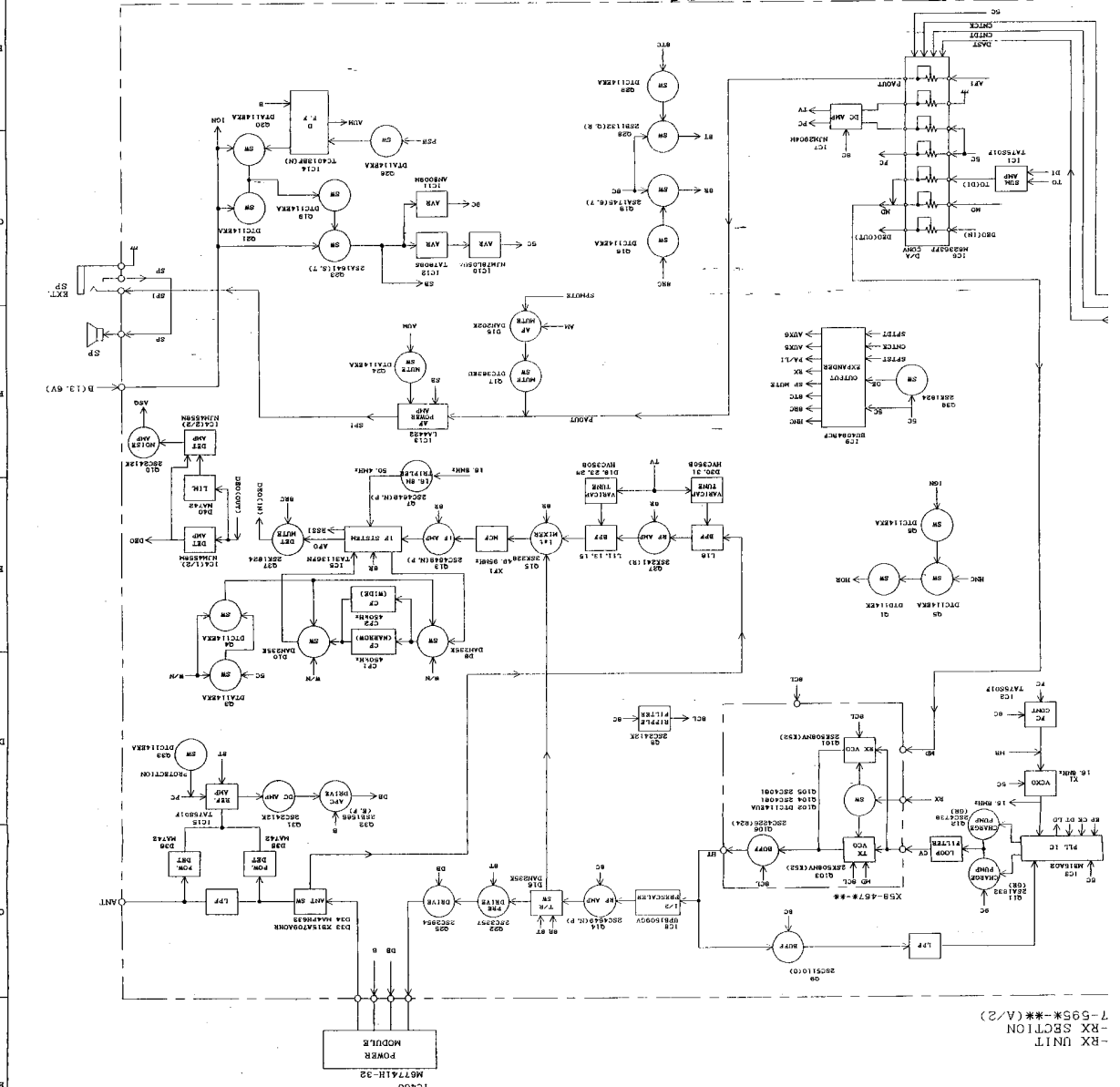


14	USE FOR	SYMBOL	REVISION NO	CODE	ISSUED	DATE
13		X				
12		X				
11		X				
10		X				
9		X				
8		X				
7		X				
6		X				
5		X				
4		X				
3		X				
2		X				
1		X				

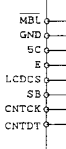


-RX UNIT
-RX SECTION
T-59SK-*(A/2)

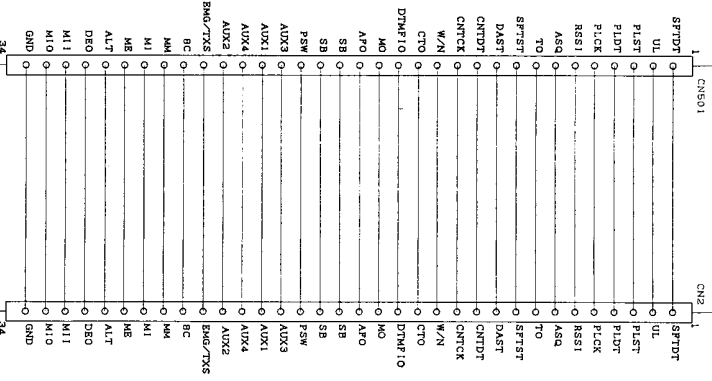
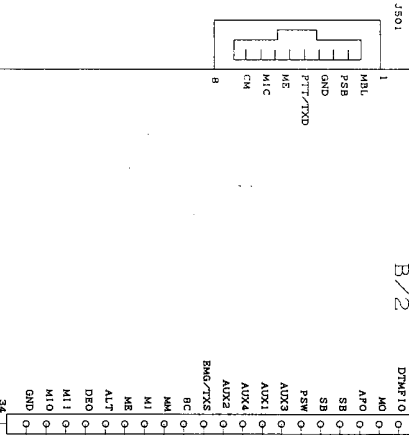
DESIGNED DRAWN	CHECKED	APPROVED	PARTS NAME	BLOCK DIAGRAM	PARTS NUMBER	TK-760G K1

Display Unit
X54-3270-10

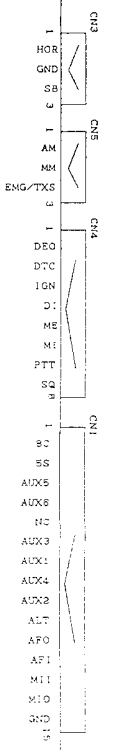
CN801



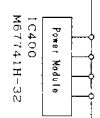
Control Unit
X57-5950-10
B/2



TX-RX Unit
X57-5950-10
A/2



19	X
19	X
19	X
19	X
19	X
19	X
19	X
19	X
19	X
19	X

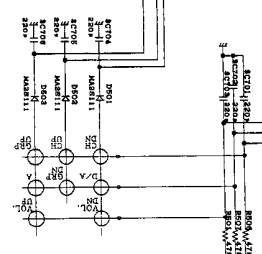
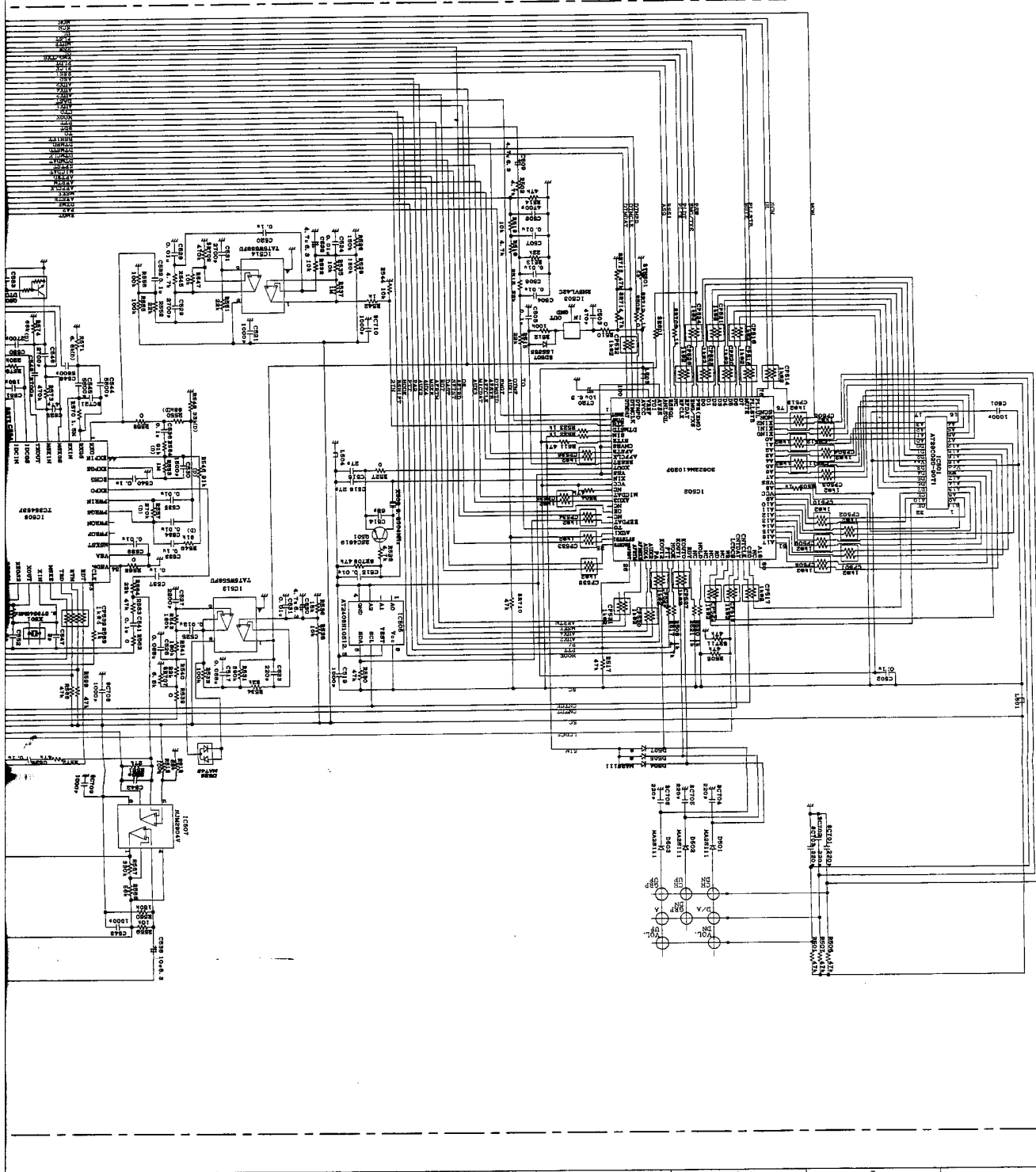


DESIGNED	DRAWN	CHECKED	APPROVED	PARTS NAME
				TK-760G
PARTS NUMBER				INTERCONNECT DIAGRAM
KENWOOD CORPORATION				

node: scadi4 directory: /users/ech/work/c5241
time: 15:39 02-11-98 comment: 0000746

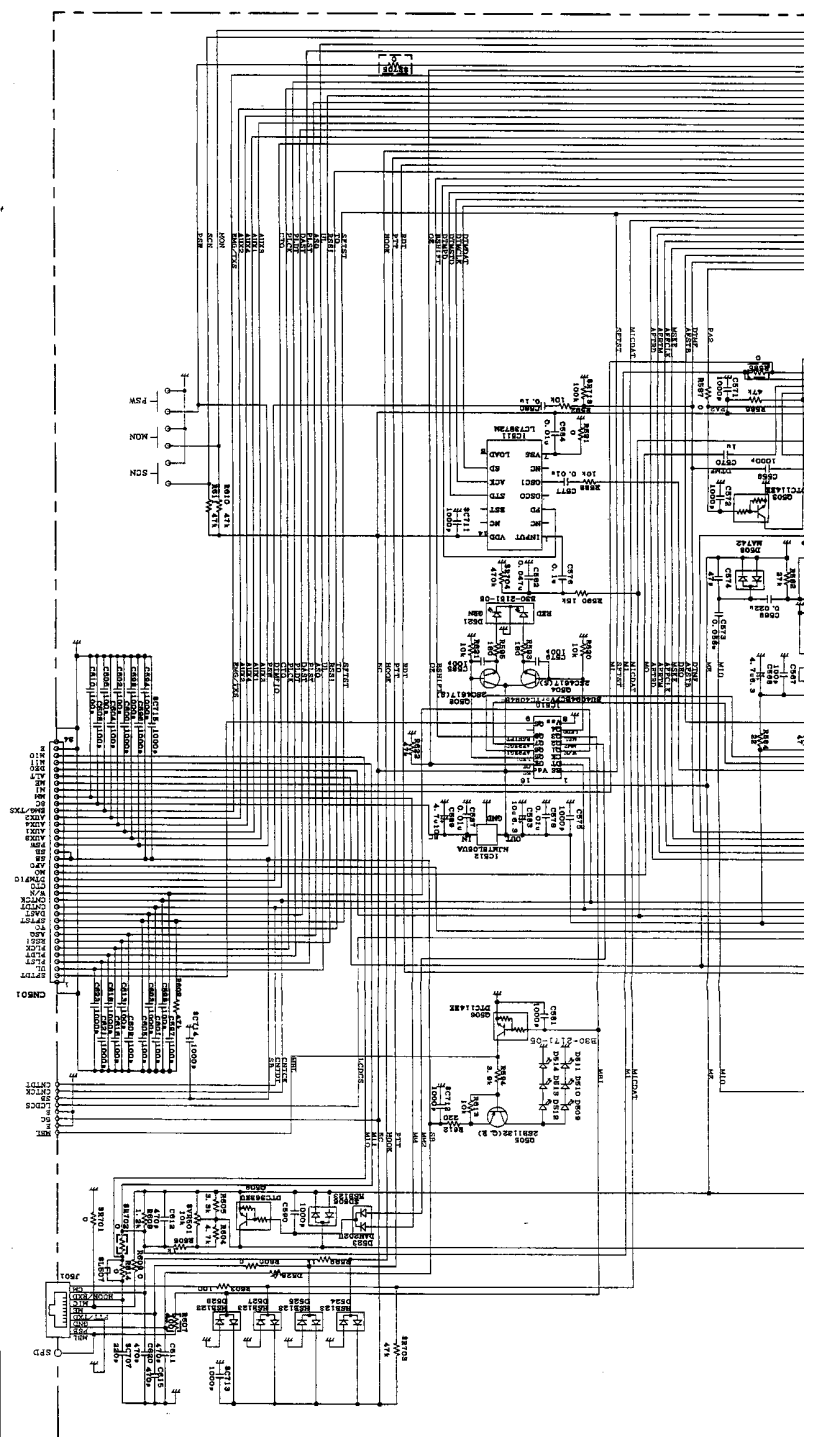
part: TK760GINTC

0-10	MASSELL	-
0-11	MASSELL	-
0-21	MASSELL	-
0-01	MASSELL	-
0-02	MASSELL	-
0-03	MASSELL	-
0-04	MASSELL	-
0-05	MASSELL	-
0-06	MASSELL	-
0-07	MASSELL	-
0-08	MASSELL	-
0-09	MASSELL	-
0-10	MASSELL	-
0-11	MASSELL	-
0-12	MASSELL	-
0-13	MASSELL	-
0-14	MASSELL	-
0-15	MASSELL	-
0-16	MASSELL	-
0-17	MASSELL	-
0-18	MASSELL	-
0-19	MASSELL	-
0-20	MASSELL	-
0-21	MASSELL	-
0-22	MASSELL	-
0-23	MASSELL	-
0-24	MASSELL	-
0-25	MASSELL	-
0-26	MASSELL	-
0-27	MASSELL	-
0-28	MASSELL	-
0-29	MASSELL	-
0-30	MASSELL	-
0-31	MASSELL	-
0-32	MASSELL	-
0-33	MASSELL	-
0-34	MASSELL	-
0-35	MASSELL	-
0-36	MASSELL	-
0-37	MASSELL	-
0-38	MASSELL	-
0-39	MASSELL	-
0-40	MASSELL	-
0-41	MASSELL	-
0-42	MASSELL	-
0-43	MASSELL	-
0-44	MASSELL	-
0-45	MASSELL	-
0-46	MASSELL	-
0-47	MASSELL	-
0-48	MASSELL	-
0-49	MASSELL	-
0-50	MASSELL	-
0-51	MASSELL	-
0-52	MASSELL	-
0-53	MASSELL	-
0-54	MASSELL	-
0-55	MASSELL	-
0-56	MASSELL	-
0-57	MASSELL	-
0-58	MASSELL	-
0-59	MASSELL	-
0-60	MASSELL	-
0-61	MASSELL	-
0-62	MASSELL	-
0-63	MASSELL	-
0-64	MASSELL	-
0-65	MASSELL	-
0-66	MASSELL	-
0-67	MASSELL	-
0-68	MASSELL	-
0-69	MASSELL	-
0-70	MASSELL	-
0-71	MASSELL	-
0-72	MASSELL	-
0-73	MASSELL	-
0-74	MASSELL	-
0-75	MASSELL	-
0-76	MASSELL	-
0-77	MASSELL	-
0-78	MASSELL	-
0-79	MASSELL	-
0-80	MASSELL	-
0-81	MASSELL	-
0-82	MASSELL	-
0-83	MASSELL	-
0-84	MASSELL	-
0-85	MASSELL	-
0-86	MASSELL	-
0-87	MASSELL	-
0-88	MASSELL	-
0-89	MASSELL	-
0-90	MASSELL	-
0-91	MASSELL	-
0-92	MASSELL	-
0-93	MASSELL	-
0-94	MASSELL	-
0-95	MASSELL	-
0-96	MASSELL	-
0-97	MASSELL	-
0-98	MASSELL	-
0-99	MASSELL	-
0-100	MASSELL	-



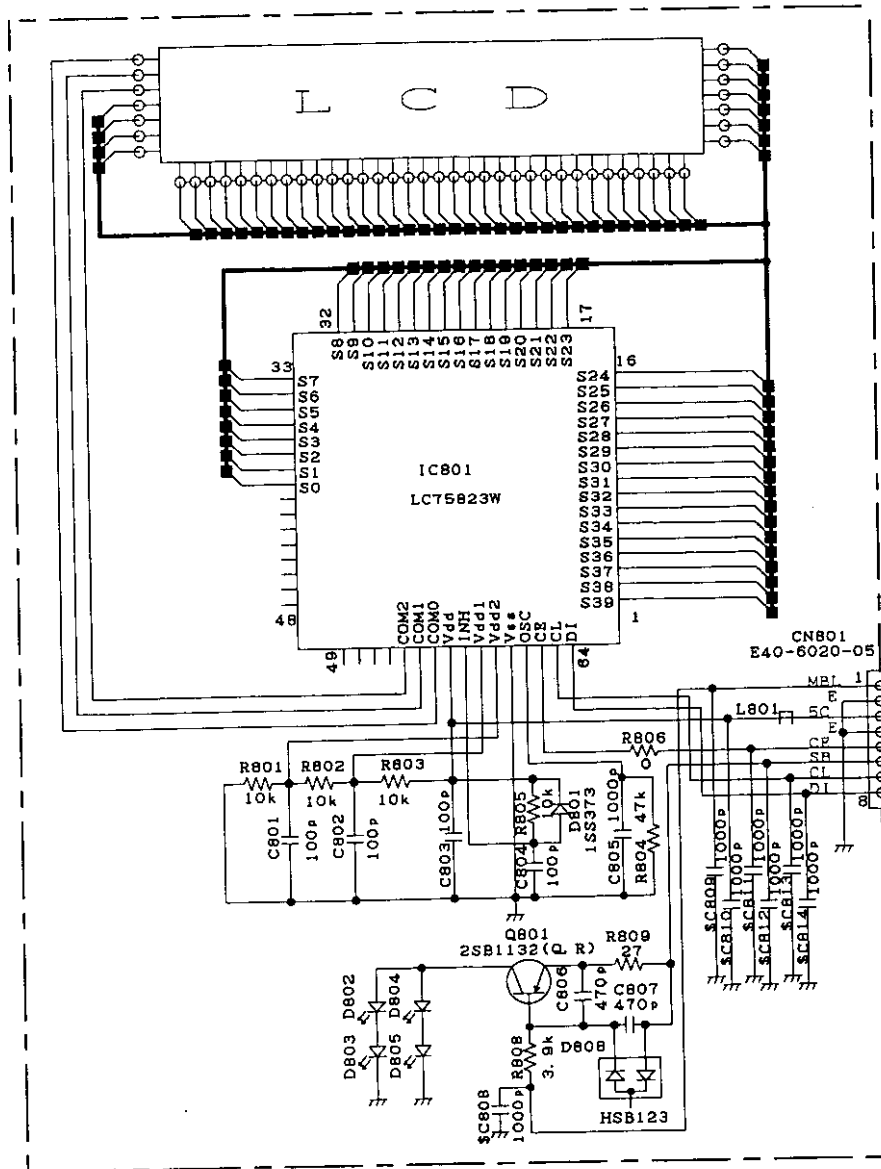
DESIGNED	DRAWN	CHECKED	APPROVED	PARTS NAME	2/20/61, 1/1982/2/61, 1/1988
W. POKRYA	W. POKRYA			CONTROL	
KAMWOOD CORPORATION				PARTS NUMBER	Z92-0699-01 1/1 00
				SCHMATIC DIAGRAM	

CONTROL TK-760C



14	USE FOR	SYMBOL	REVISION NO	CODE	ISSUED	DATE
13	X57-8950-10	Δ X				
12	X57-8950-11	Δ X				
11	X57-8950-01	Δ X				
10	X57-8953-02	Δ X				
9	X57-8953-01	Δ X				
8	X57-8950-01	Δ X				
7						
6						
5						
4						
3						
2						
1						

1	2	3	4
USE FOR	SYMBOL	REVISION NO	CODE
	△ X		19 - -
	△ X		19 - -
	△ X		19 - -
	△ X		19 - -
	△ X		19 - -



DISPLAY TK-760G/TK-860G

DESIGNED	DRAWN	CHECKED	APPROVED	PARTS NAME
				PARTS NUMBER