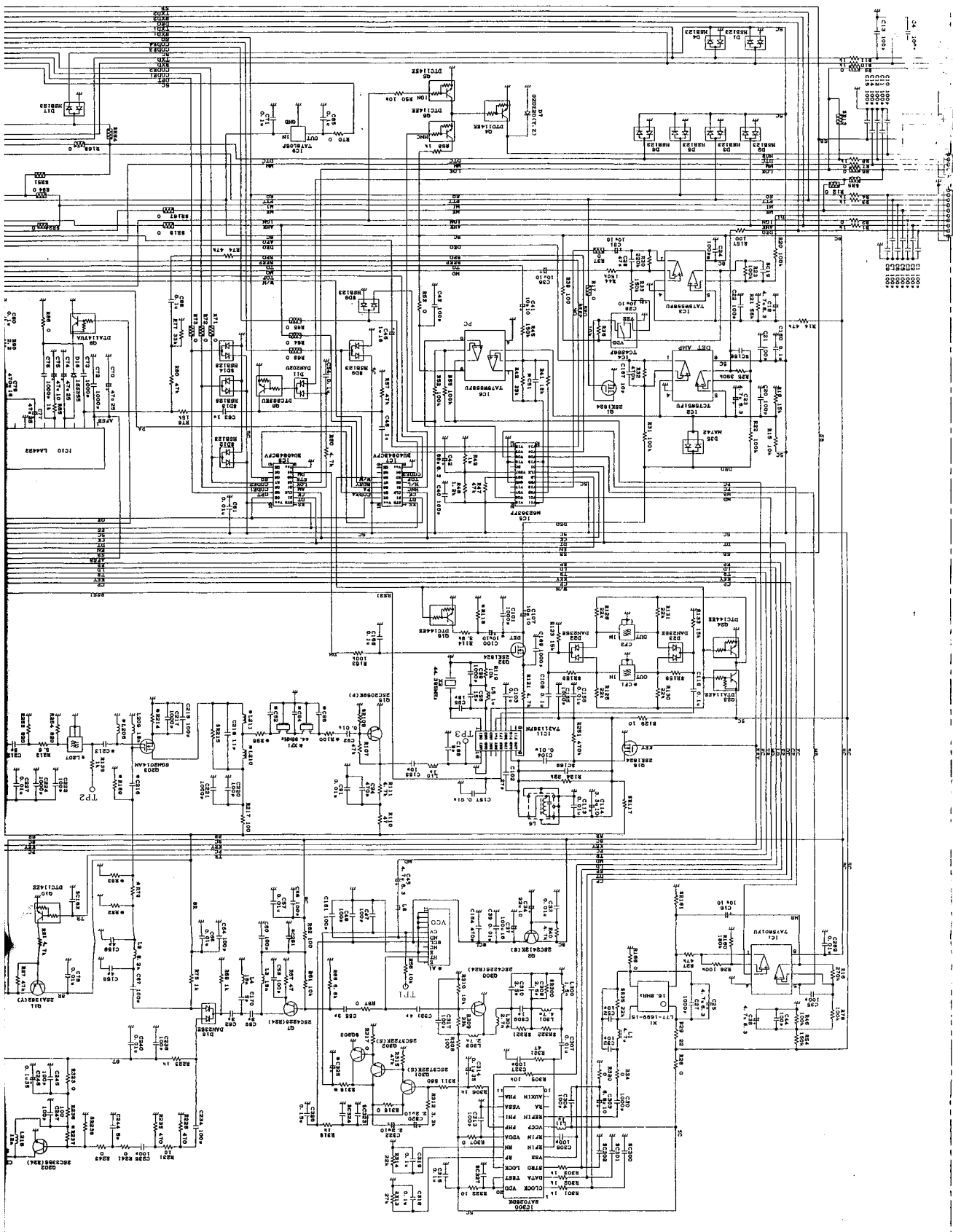
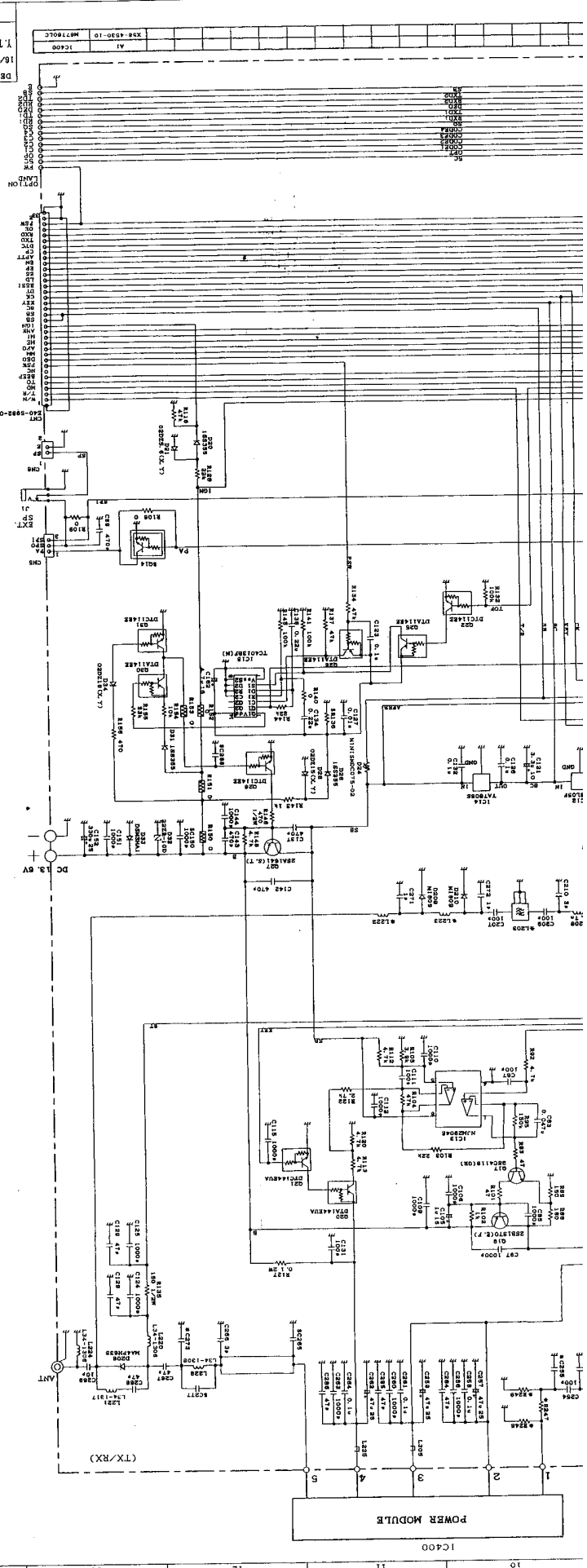


44	C24	C100	C102	C103	C201	C202	C203	C204	C205	C206	C207	C208	C209	C210	C211	C212	C213	C214	C215	C216	C217	C218	C219	C220	C221	C222	C223	C224	C225	C226	C227	C228	C229	C230	C231	C232	C233	C234	C235	C236	C237	C238	C239	C240	C241	C242	C243	C244	C245	C246	C247	C248	C249	C250	C251	C252	C253	C254	C255	C256	C257	C258	C259	C260	C261	C262	C263	C264	C265	C266	C267	C268	C269	C270	C271	C272	C273	C274	C275	C276	C277	C278	C279	C280	C281	C282	C283	C284	C285	C286	C287	C288	C289	C290	C291	C292	C293	C294	C295	C296	C297	C298	C299	C300
----	-----	------	------	------	------	------	------	------	------	------	------	------	------	------	------	------	------	------	------	------	------	------	------	------	------	------	------	------	------	------	------	------	------	------	------	------	------	------	------	------	------	------	------	------	------	------	------	------	------	------	------	------	------	------	------	------	------	------	------	------	------	------	------	------	------	------	------	------	------	------	------	------	------	------	------	------	------	------	------	------	------	------	------	------	------	------	------	------	------	------	------	------	------	------	------	------	------	------	------	------	------	------	------	------

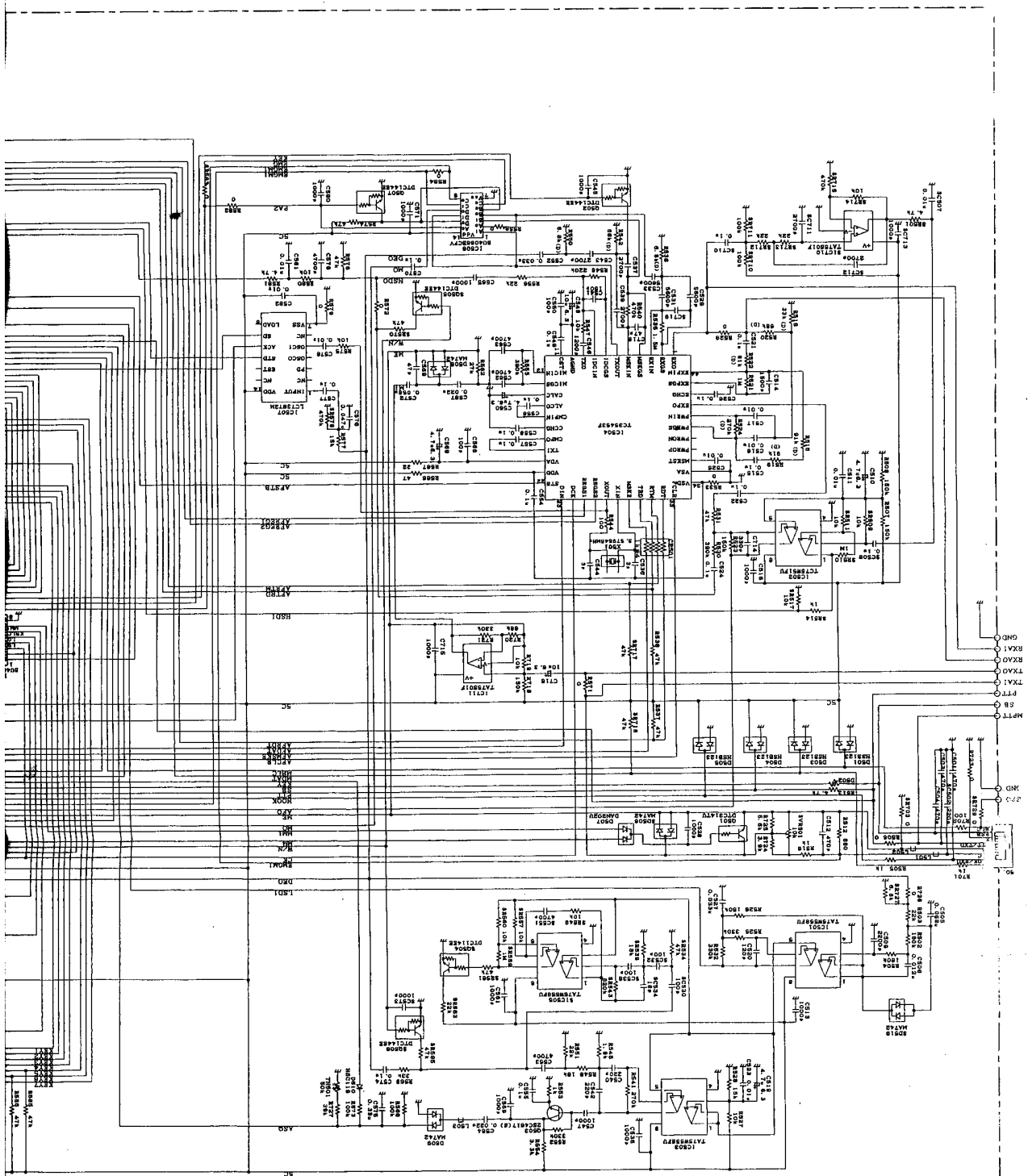


DESIGNED	Y. TOYOSHIMA	15/OCT/1998	15/FEB/1999	15/FEB/1999	15/FEB/1999
DRAWN	T. KOBAYASHI				
CHECKED	H. MATSUURA				
APPROVED	K. MORIYAMA				
KINWOOD CORPORATION					
PARTS NAME TX/RX					
SCHEMATIC DIAGRAM					
PARTS NUMBER TR-980 TX-RX					
292-0710-01/1/00					

TK-980 TX/RX

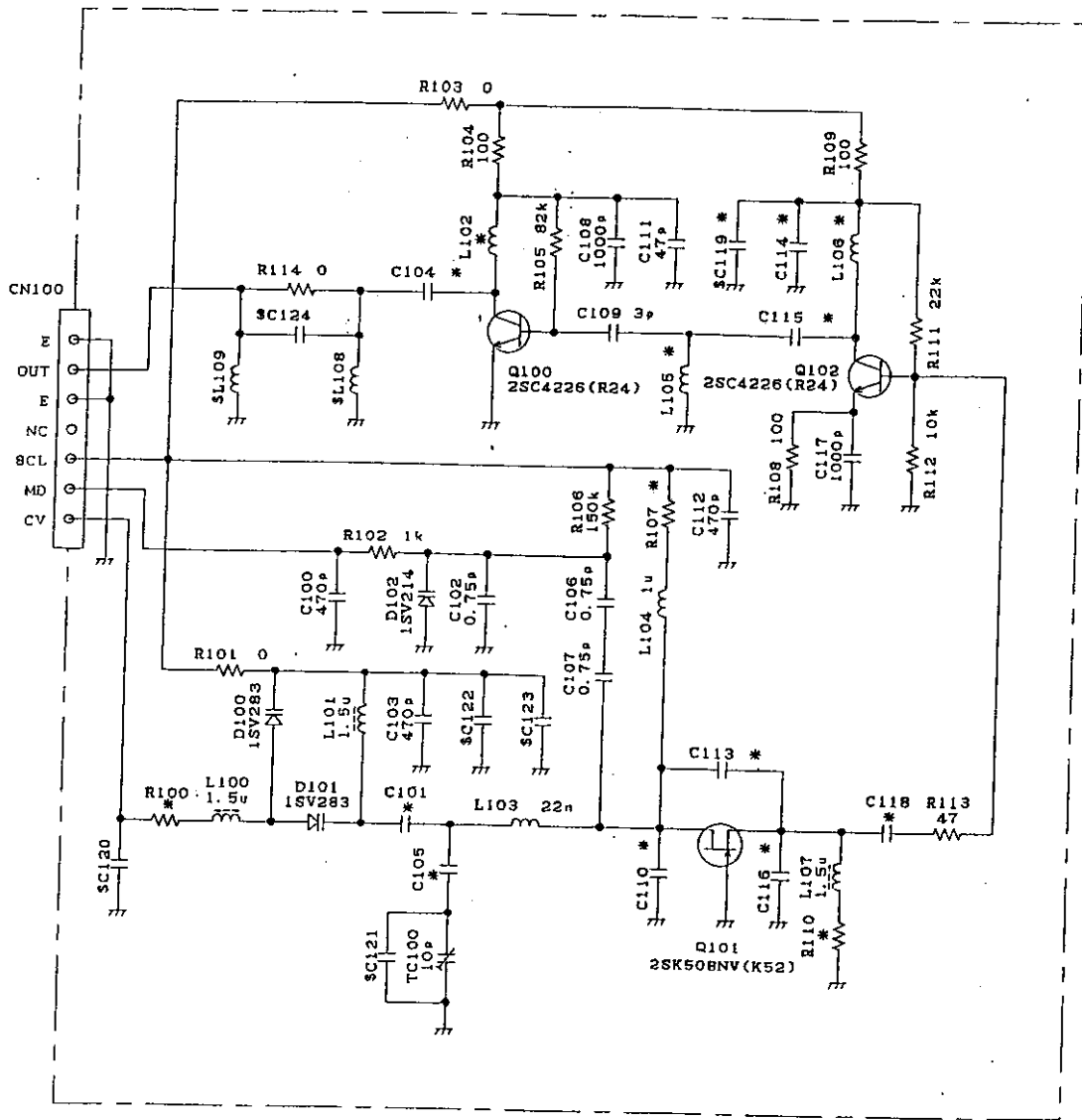


16	DATE	ISSUED	CODE	REVISION NO.	SYMBOL	USE FOR
15						X57-513-*
14						
13						
12						
11						
10						
9						
8						
7						
6						
5						
4						
3						
2						
1						



USE FOR	SYMBOL	REVISION NO	CODE	ISSUED	DATE
X58-453*-**	△ X				19 - -
	△ X				19 - -
	△ X				19 - -
	△ X				19 - -
	△ X				19 - -

FCC ID: ALH24563110
2.1033(c) SCHEMATICS



	C101	C104	C105	C110	C113	C114	C115	C116	C118	R100	R107	R110	L102	L105	L106
0-10	7p	1.5p	8p	5p	4p	1000p	3p	6p	0.75p	0	27	220	12n	39n	27n
0-11	4p	3p	4p	5p	5p	470p	3p	6p	0.75p	0	27	100	10n	15n	15n

TK-980 VCO

DESIGNED	DRAWN	CHECKED	APPROVED	PARTS NAME	VCO
	13/OCT/1998 T. KOBAYASHI			ユニット配線図	
				SCHEMATIC DIAGRAM	
				PARTS NUMBER	

