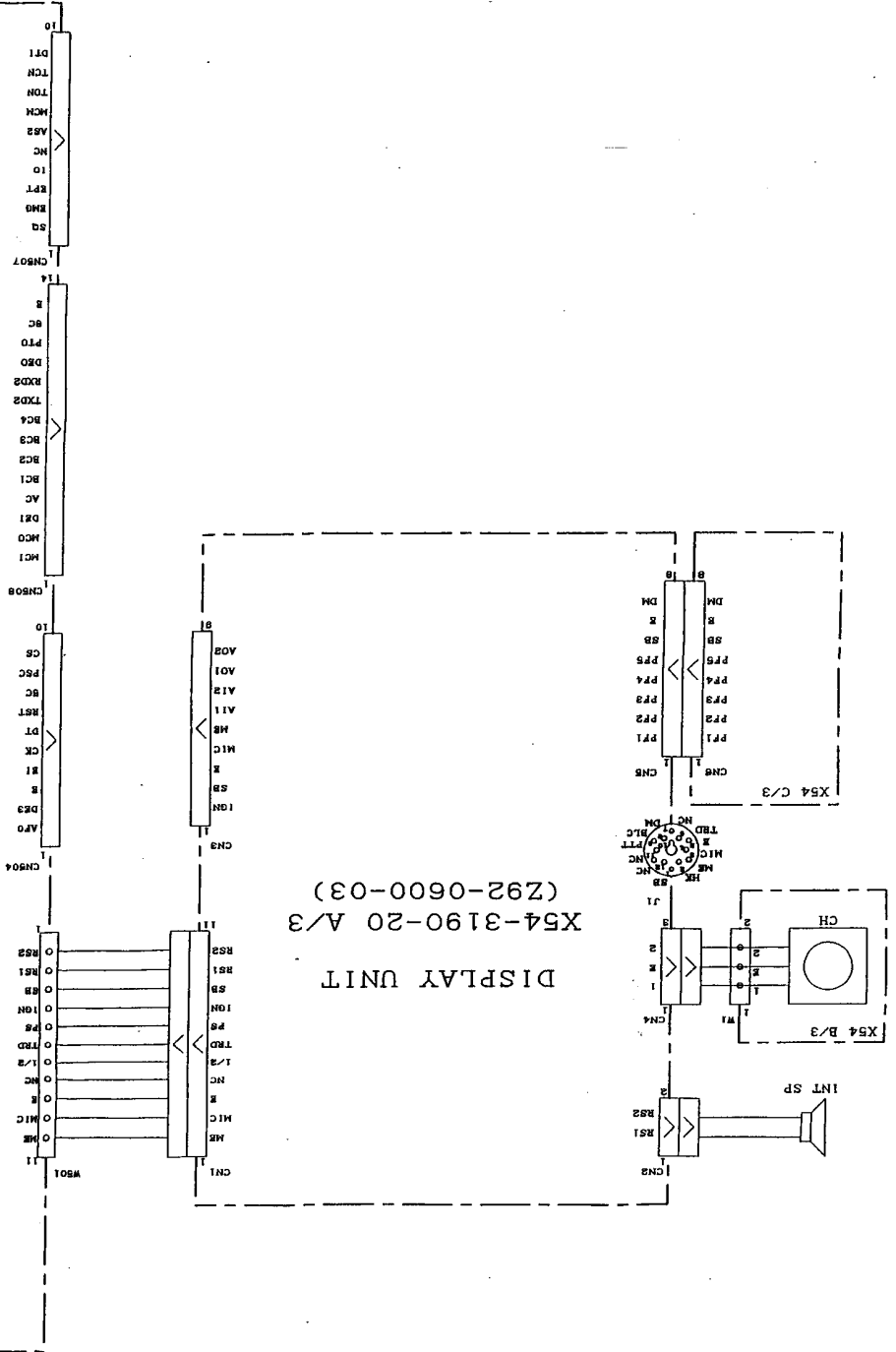


TX-RX UNIT(X67-561*-*) A/3

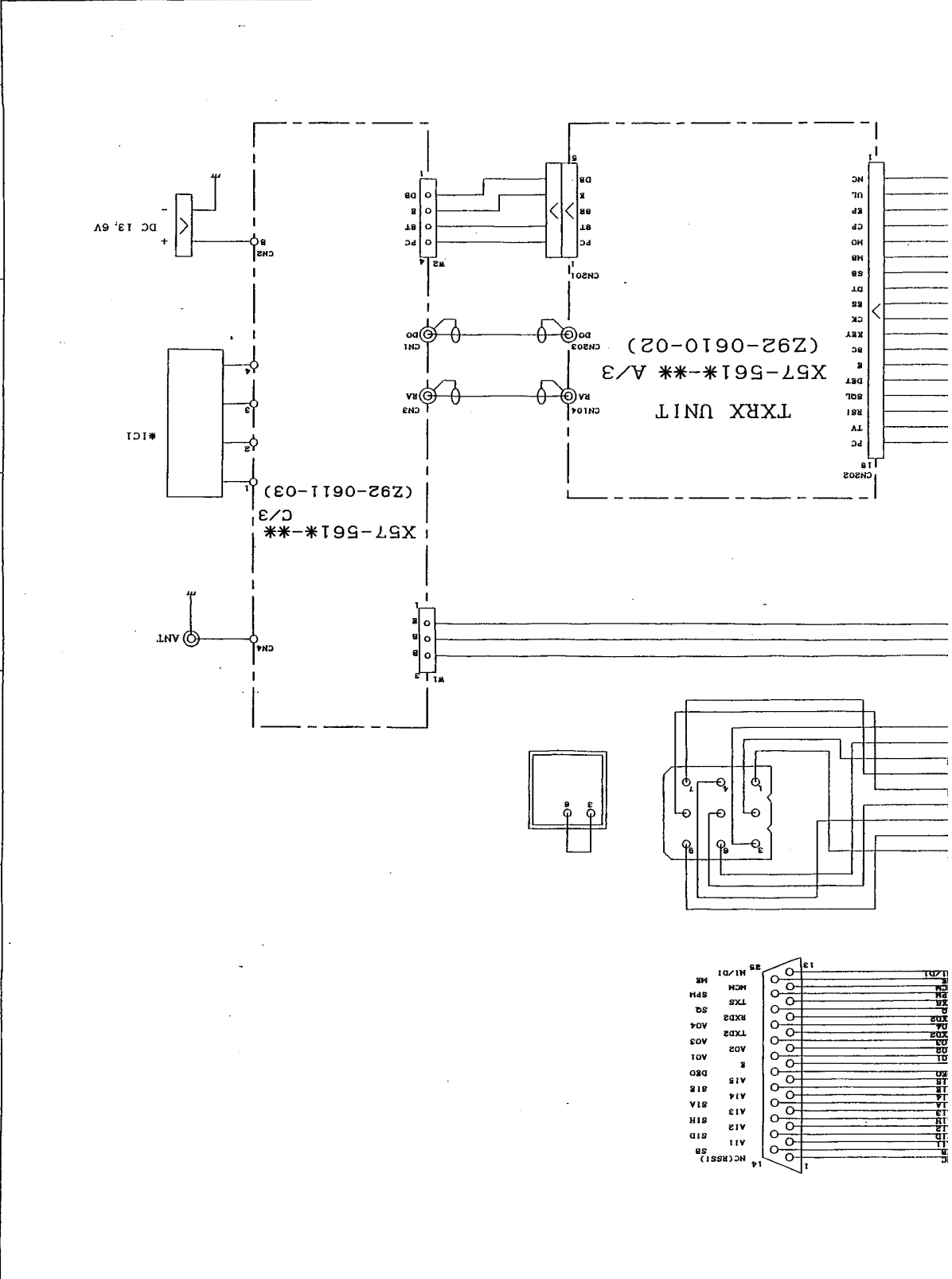
X57-561*-** B/3
(Z92-0667-01)

DISPLAY UNIT
X54-3190-20 A/3
(Z92-0600-03)

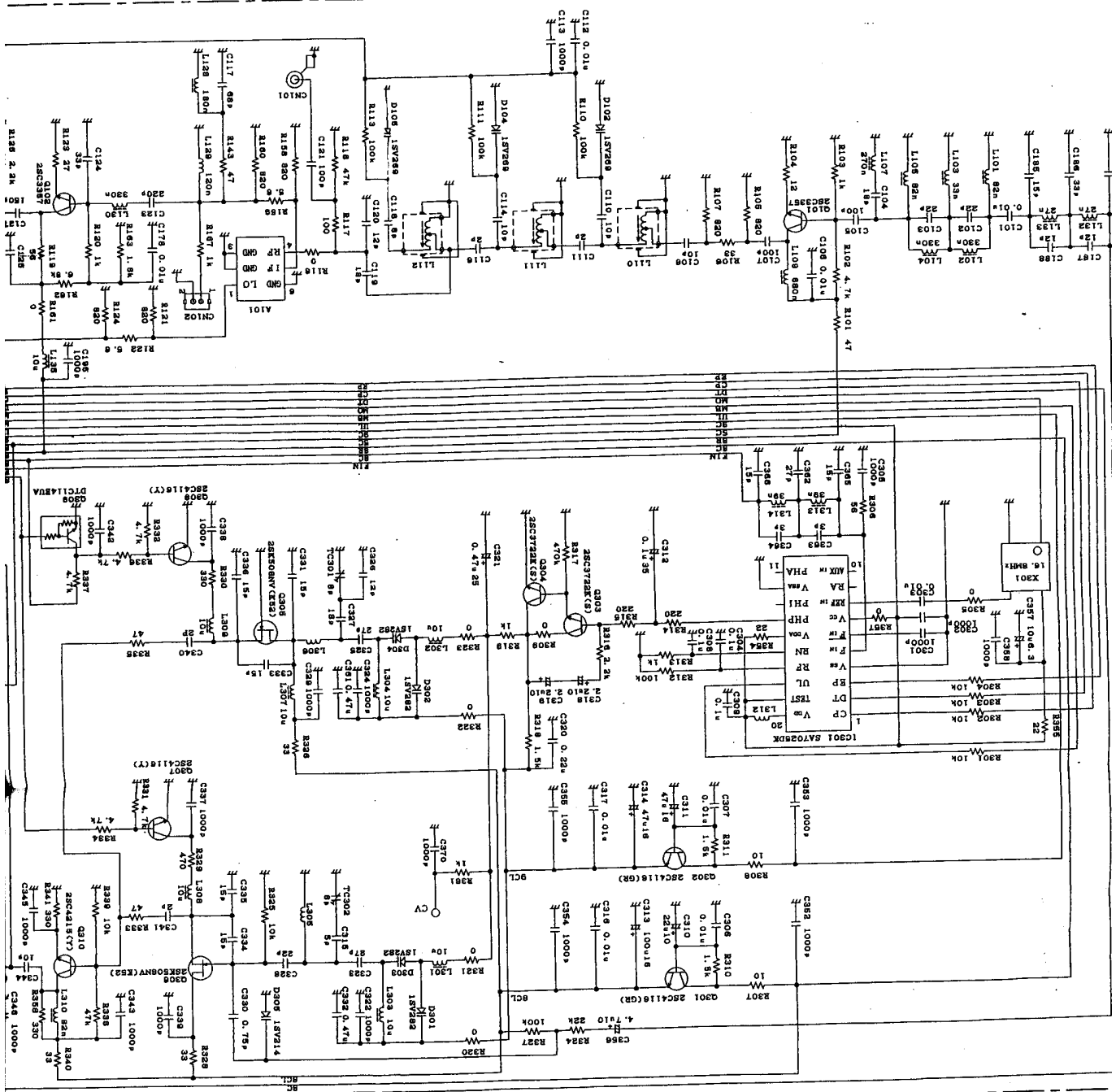


S I A A A D S B

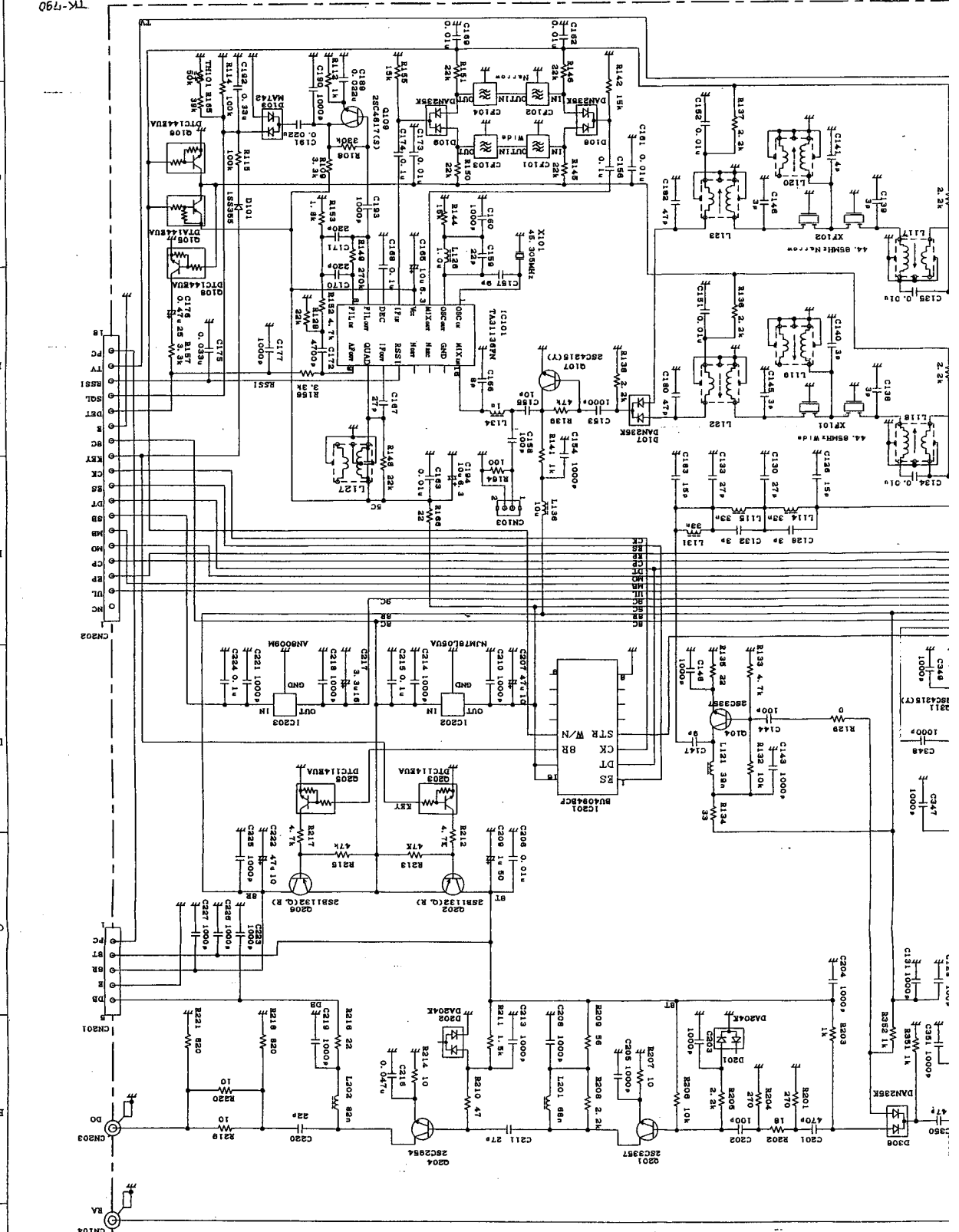
DESIGNED		T. SAITOU	05/JUN/1998	24/JUN/1998	24/JUN/1998	29/JUN/1998	29/JUN/1998	29/JUN/1998	29/JUN/1998
DRAWN		T. SAITOU	Y. NAITU	T. SAITOU	K. HIKICHI	APPROVED			
PARTS NAME		X57-561*-** A/3							
PARTS NUMBER		Z92-0610-02							
INTERCONNECT DIAGRAM		TK-790							
Z83-3049-02 1/1 01		KENWOOD CORPORATION							



1	14 (NC/RST1)								
2	11								
3	12								
4	13								
5	14								
6	15								
7	16								
8	17								
9	18								
10	19								
11	20								
12	21								
13	22								
14	23								
15	24								
16	25								
17	26								
18	27								
19	28								
20	29								
21	30								
22	31								
23	32								
24	33								
25	34								
26	35								
27	36								
28	37								
29	38								
30	39								
31	40								
32	41								
33	42								
34	43								
35	44								
36	45								
37	46								
38	47								
39	48								
40	49								
41	50								
42	51								
43	52								
44	53								
45	54								
46	55								
47	56								
48	57								
49	58								
50	59								
51	60								
52	61								
53	62								
54	63								
55	64								
56	65								
57	66								
58	67								
59	68								
60	69								
61	70								
62	71								
63	72								
64	73								
65	74								
66	75								
67	76								
68	77								
69	78								
70	79								
71	80								
72	81								
73	82								
74	83								
75	84								
76	85								
77	86								
78	87								
79	88								
80	89								
81	90								
82	91								
83	92								
84	93								
85	94								
86	95								
87	96								
88	97								
89	98								
90	99								
91	100								

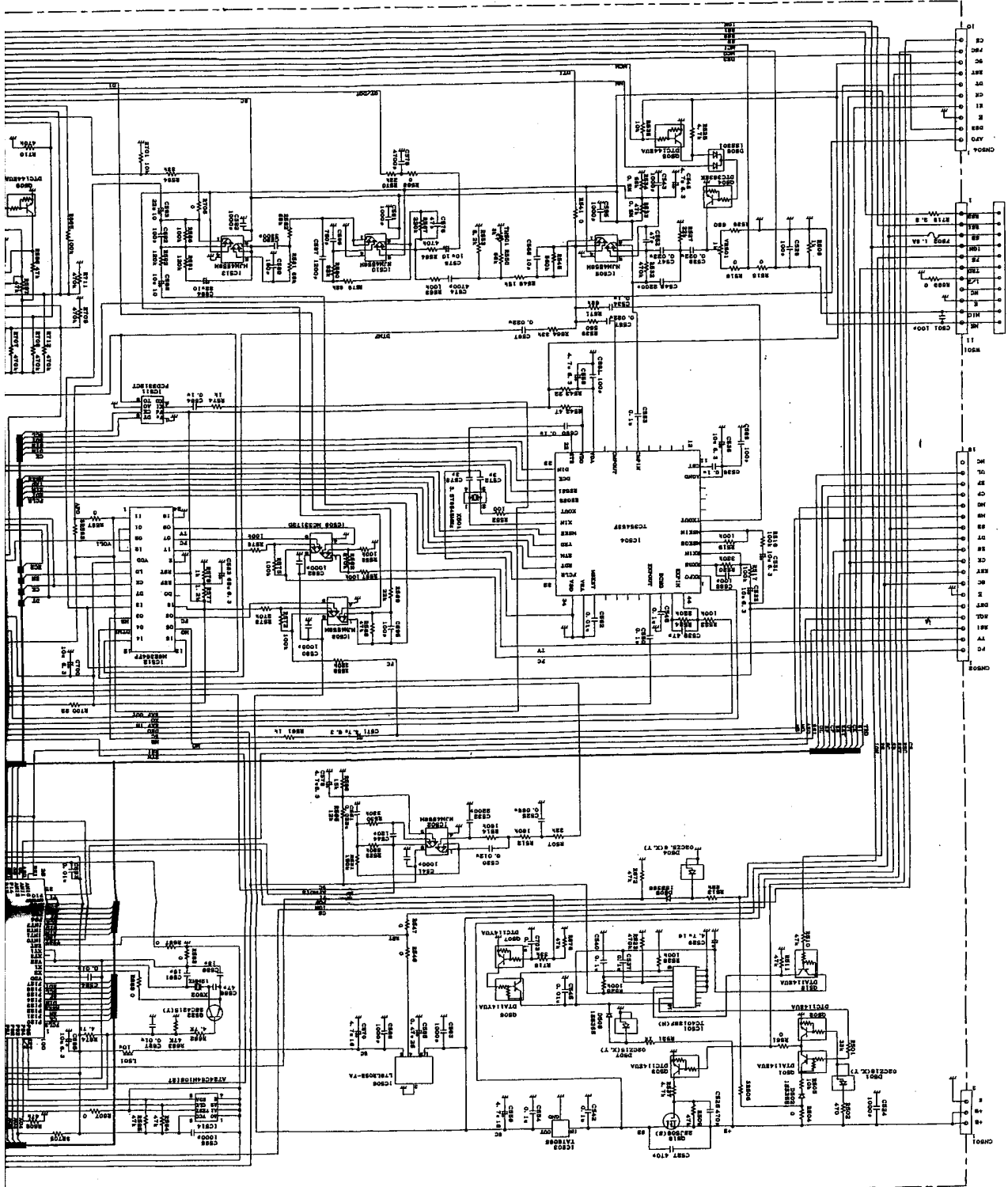


DESIGNED S. IGASHI 24/JUN/1998
 DRAWN Y. MATUI 26/JUN/1998
 CHECKED T. NAGATA 29/JUN/1998
 APPROVED K. HIKICHI
 PARTS NAME SCHEMATIC DIAGRAM
 PARTS NUMBER 292-0610-02 1/1 01
 KENWOOD CORPORATION

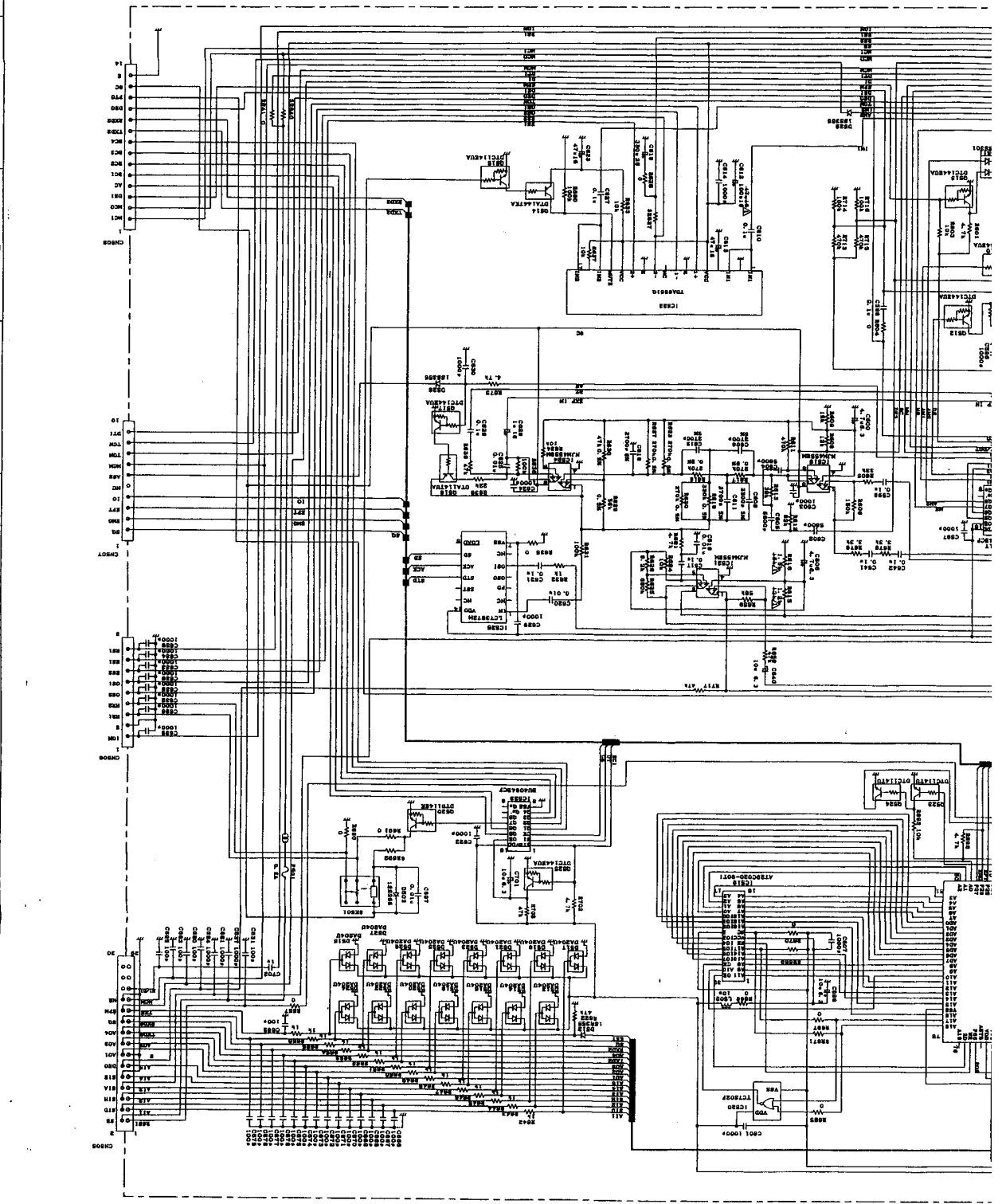


RA	RB	RC	RD	RE	RF	RG	RH	RI	RJ	RK	RL	RM	RN	RO	RP	RQ	RR	RS	RT	RU	RV	RW	RX	RY
X	X	X	X	X	X	X	X	X	X	X	X	X	X	X	X	X	X	X	X	X	X	X	X	X

X57-561K-*

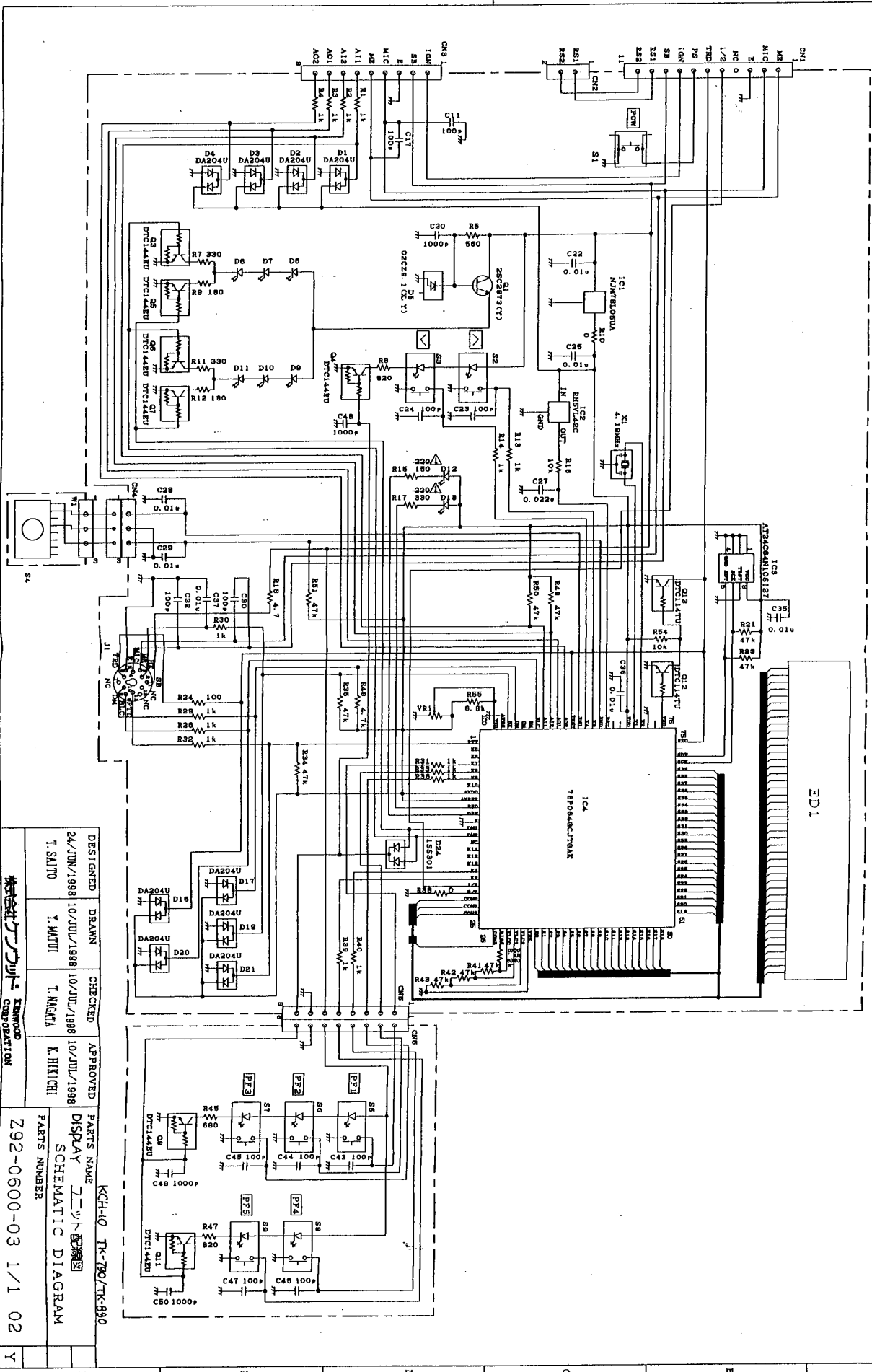


DESIGNED	DRAWN	CHECKED	APPROVED	PARTS NAME	CONTROL
24/JUN/1988	T. MATSU	10/JUL/1988	T. MATSU	CONTROL UNIT (TK-790)	TK-790
KAWASUMI CORPORATION					
SCHEMATIC DIAGRAM					
PARTS NUMBER					
92-0667-01 1/1 02					



19	X		
18	X		
17	X		
16	X		
15	X		
14	X		
13	X		
12	X		
11	X		
10	X		
9	X		
8	X		
7	X		
6	X		
5	X		
4	X		
3	X		
2	X		
1	X		

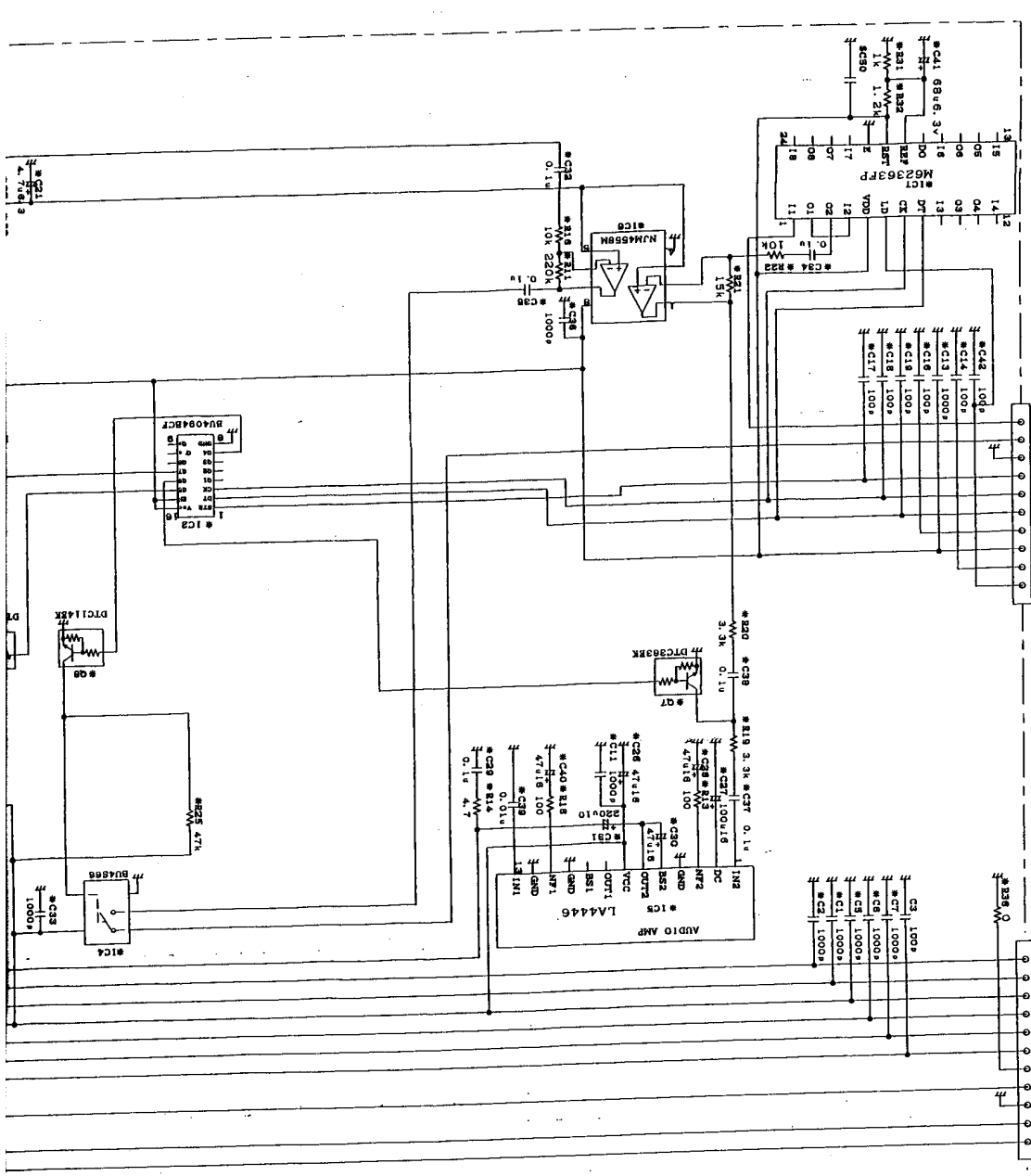
X7-5514-00 X 3 28914 MATSUI 1988-07-09



△	X	19	-
△	X	19	-
△	X	19	-
△	X	19	-

DESIGNED	DRAWN	CHECKED	APPROVED	PARTS NAME
24/JUN/1998	10/JUL/1998	10/JUL/1998	10/JUL/1998	ディスプレイ
T. SAITO	Y. MATSU	T. NAGATA	K. HIKICHI	ユニット配線図
株式会社ソニーエレクトロニクス株式会社				SCHEMATIC DIAGRAM
CORPORATION				PARTS NUMBER
				Z92-0600-03 1/1 02
				Y

KCH-10 TK-790/TK-890



46-324	R120	R121							
B5H	0-20	0	0	0	0	0	0	0	0
B5H	0-21	0	0	0	0	0	0	0	0

46-324	C1	C2	C3	C4	C5	C6	C7	C8	C9	C10	C11	C12	C13	C14	C15	C16	C17	C18	C19
B5H	0-20	0	0	0	0	0	0	0	0	0	0	0	0	0	0	0	0	0	0
B5H	0-21	0	0	0	0	0	0	0	0	0	0	0	0	0	0	0	0	0	0

46-324	R1	R2	R3	R4	R5	R6	R7	R8	R9	R10	R11	R12	R13	R14	R15	R16	R17	R18	R19
B5H	0-20	0	0	0	0	0	0	0	0	0	0	0	0	0	0	0	0	0	0
B5H	0-21	0	0	0	0	0	0	0	0	0	0	0	0	0	0	0	0	0	0

TO RADIO

TO RADIO

